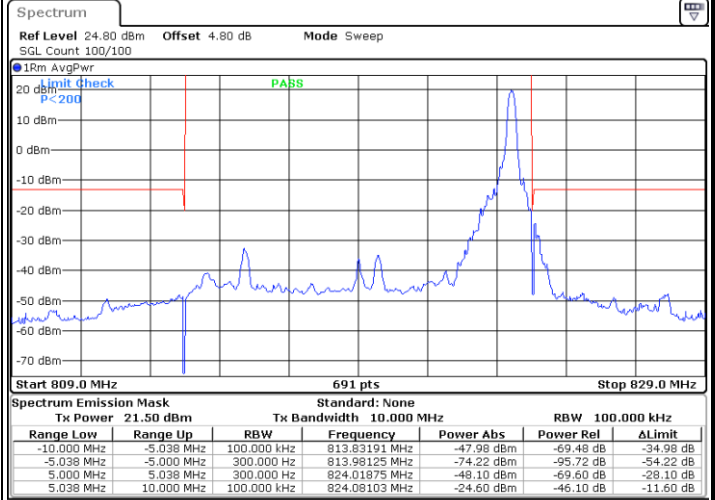
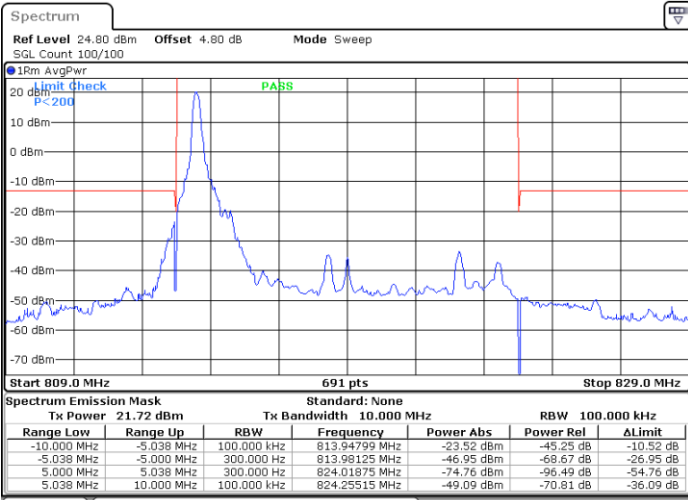




LTE Band 26 / 10MHz / 16QAM

Middle Band Edge / 1 RB

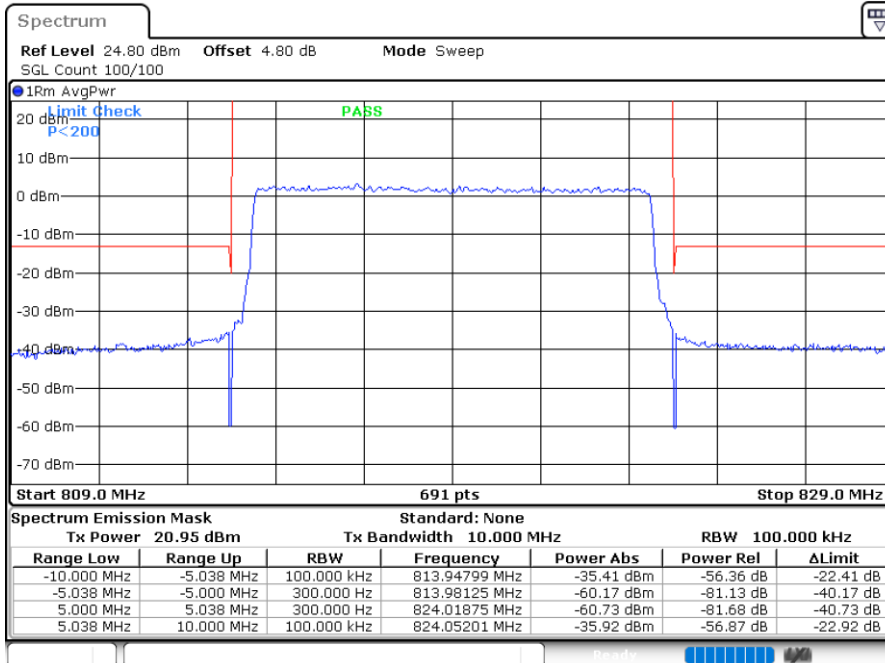
Middle Band Edge / 1 RB max



Date: 21.MAR.2025 06:50:00

Date: 21.MAR.2025 06:56:12

Band Edge / Full RB



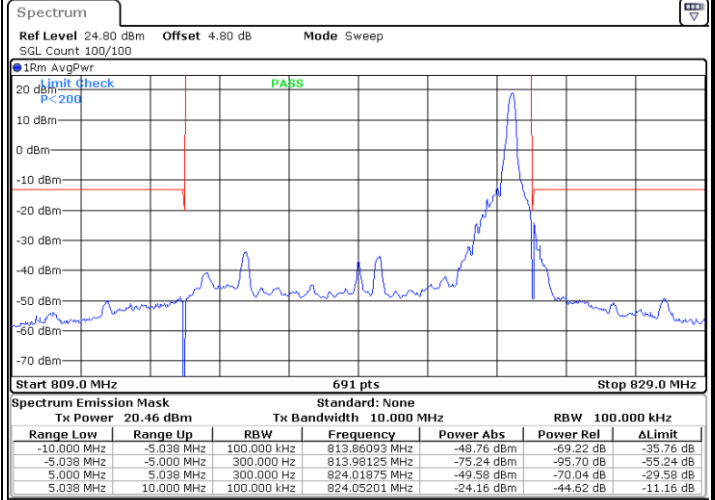
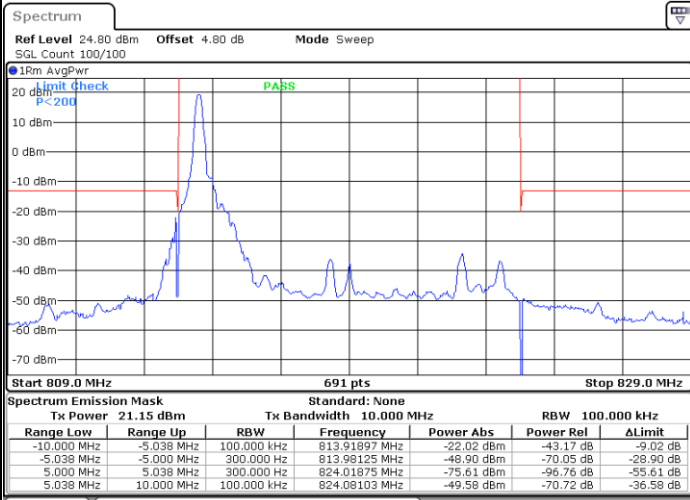
Date: 21.MAR.2025 07:00:33



LTE Band 26 / 10MHz / 64QAM

Middle Band Edge / 1 RB

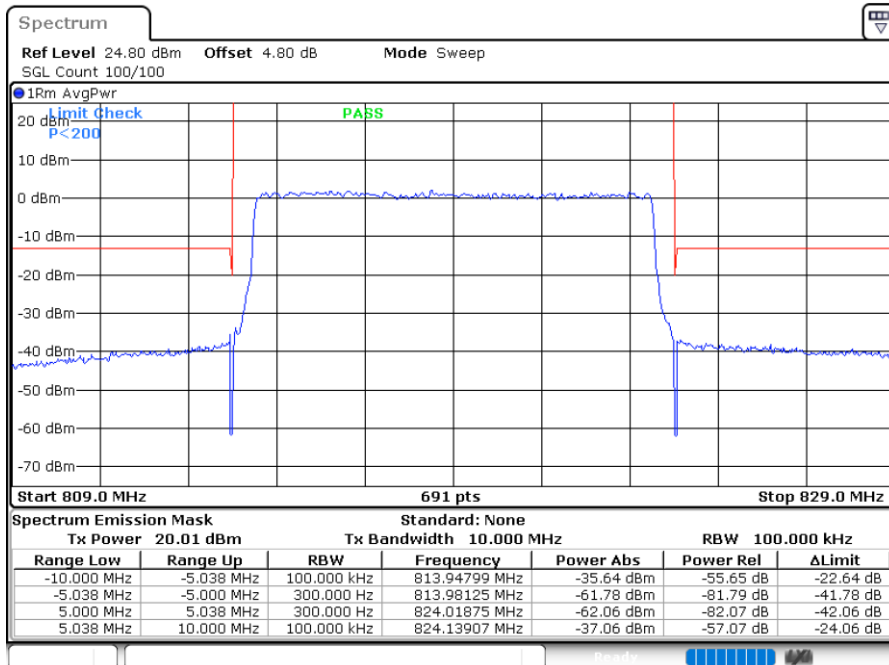
Middle Band Edge / 1 RB max



Date: 21.MAR.2025 06:51:06

Date: 21.MAR.2025 06:57:17

Band Edge / Full RB



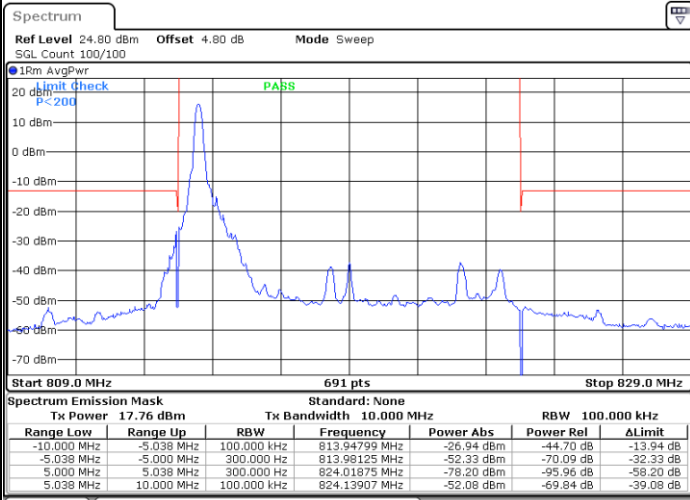
Date: 21.MAR.2025 07:01:39



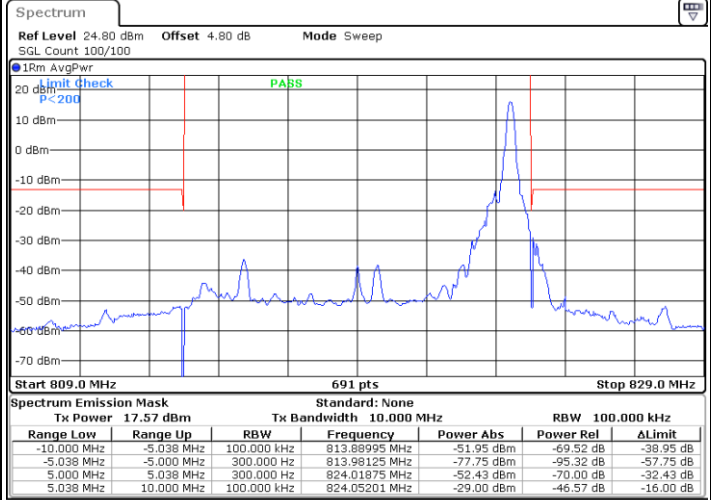
LTE Band 26 / 10MHz / 256QAM

Middle Band Edge / 1 RB

Middle Band Edge / 1 RB max

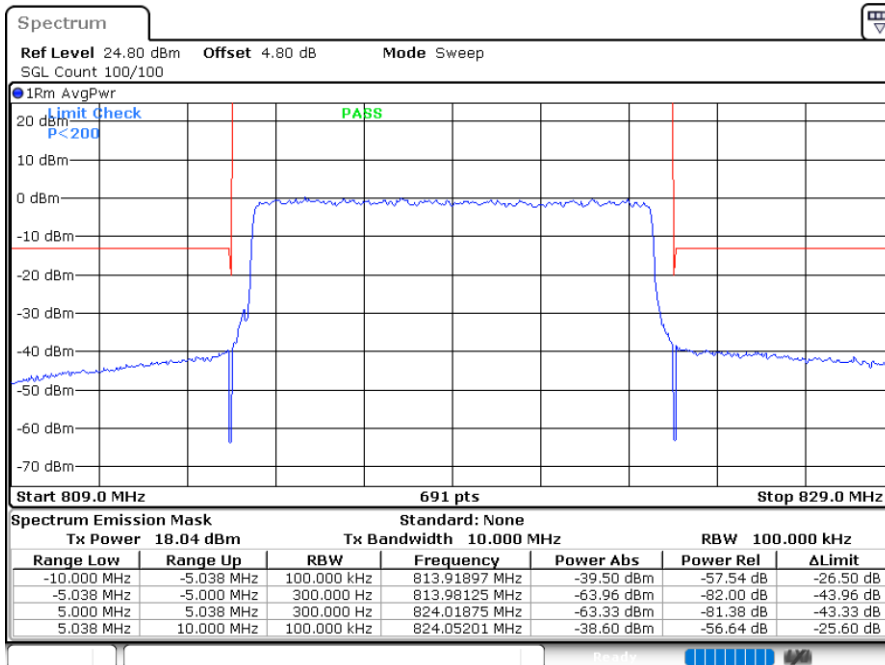


Date: 21.MAR.2025 06:52:12



Date: 21.MAR.2025 06:58:23

Band Edge / Full RB



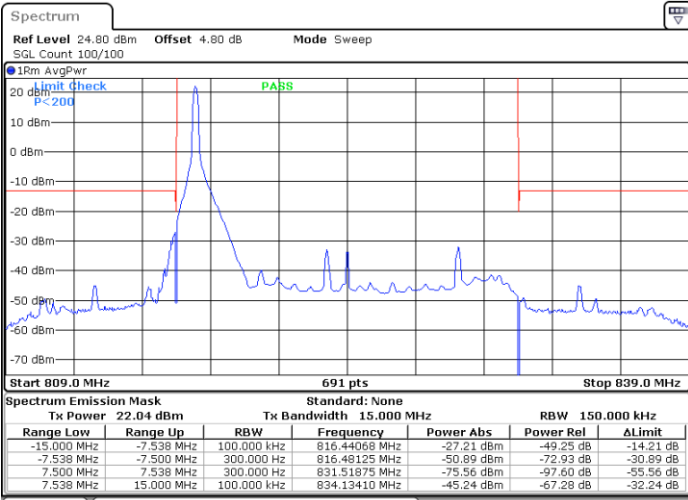
Date: 21.MAR.2025 07:02:45



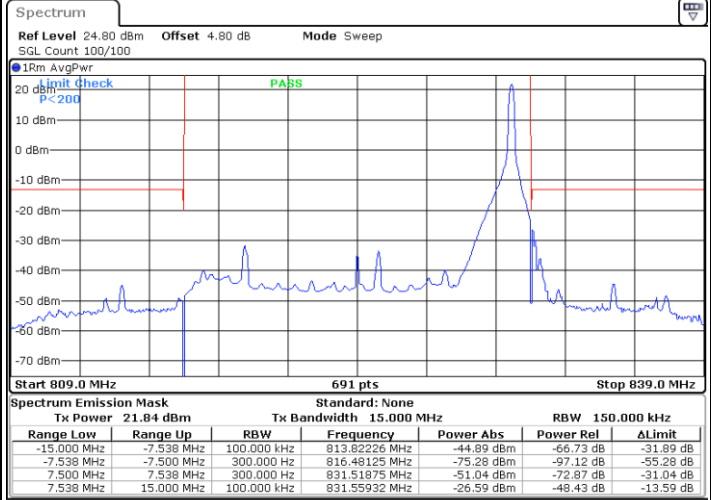
LTE Band 26 / 15MHz / QPSK

Highest Band Edge / 1 RB

Highest Band Edge / 1 RB max

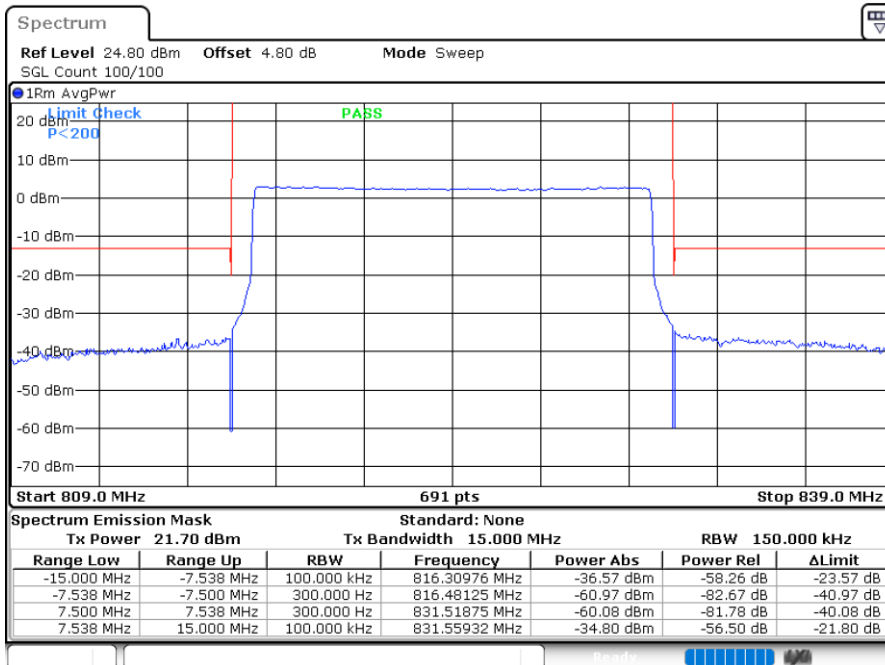


Date: 21.MAR.2025 07:06:46



Date: 21.MAR.2025 07:18:29

Band Edge / Full RB



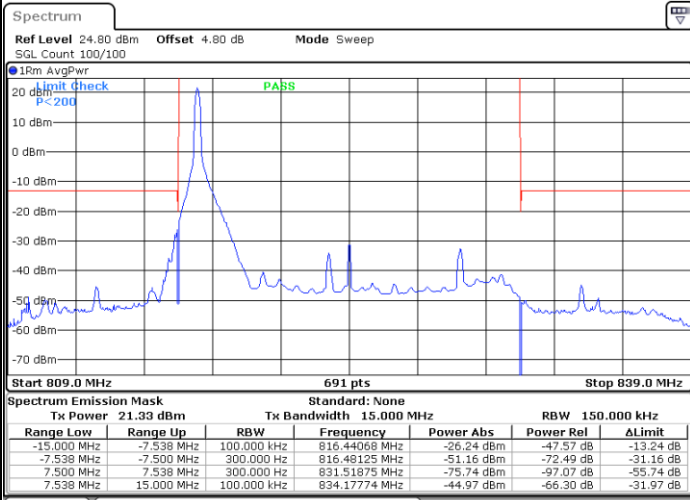
Date: 21.MAR.2025 07:14:06



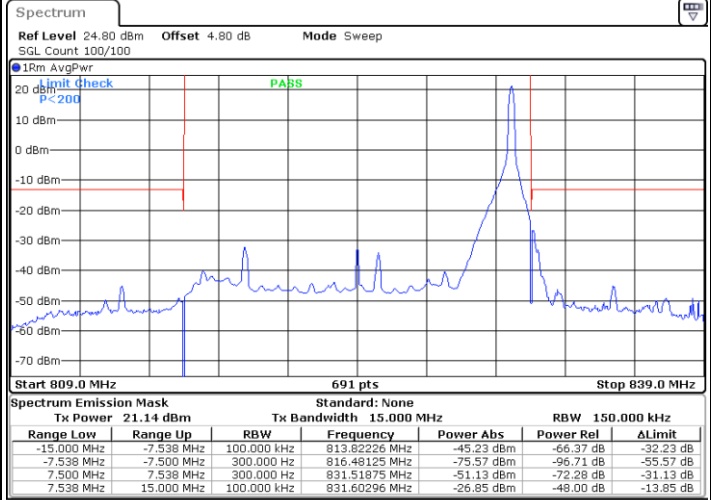
LTE Band 26 / 15MHz / 16QAM

Highest Band Edge / 1 RB

Highest Band Edge / 1 RB max

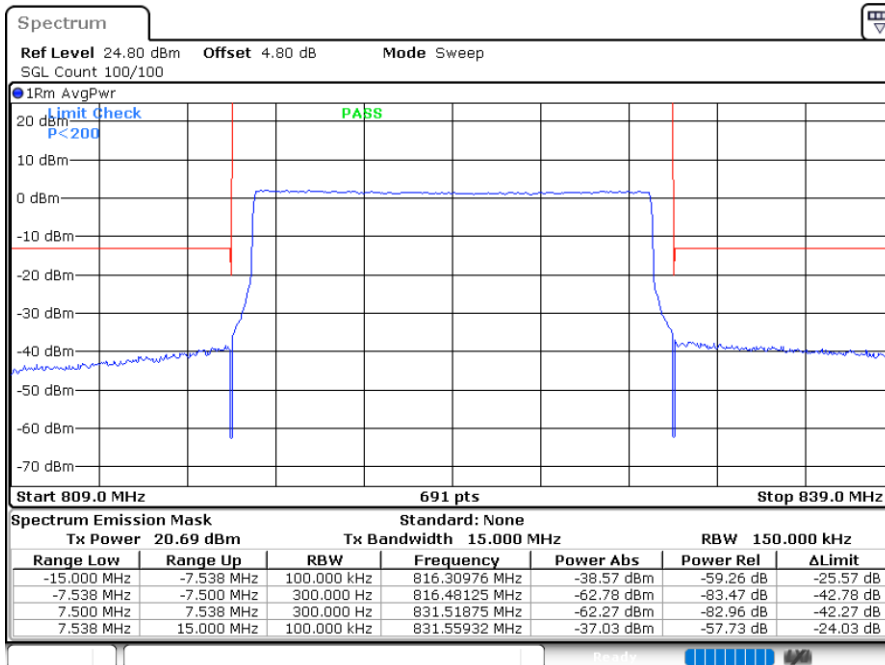


Date: 21.MAR.2025 07:07:55



Date: 21.MAR.2025 07:19:37

Band Edge / Full RB



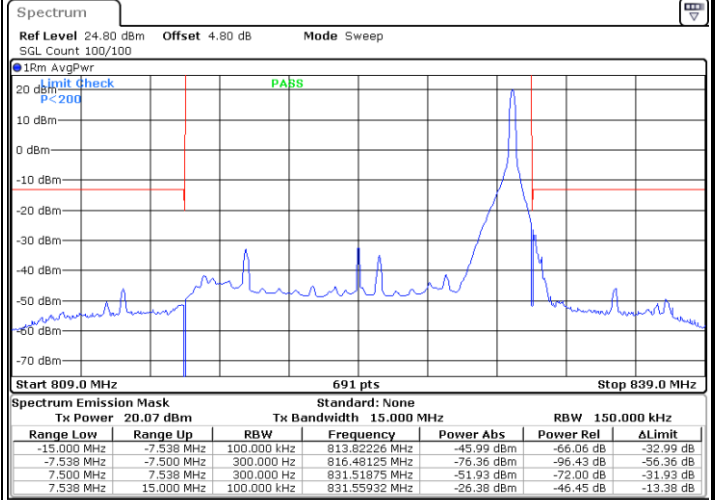
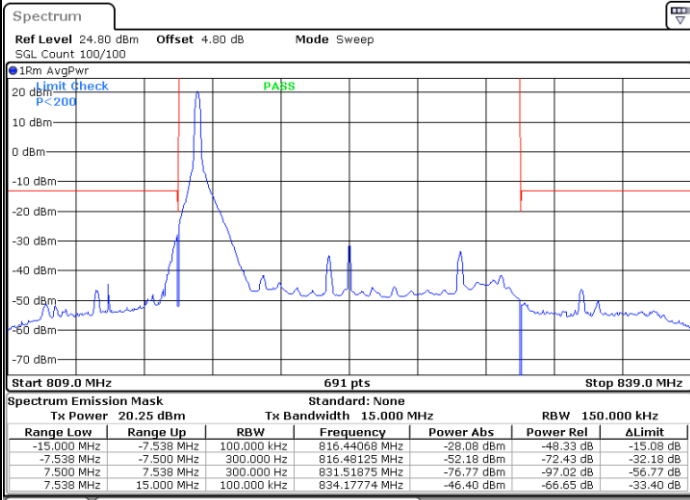
Date: 21.MAR.2025 07:15:11



LTE Band 26 / 15MHz / 64QAM

Highest Band Edge / 1 RB

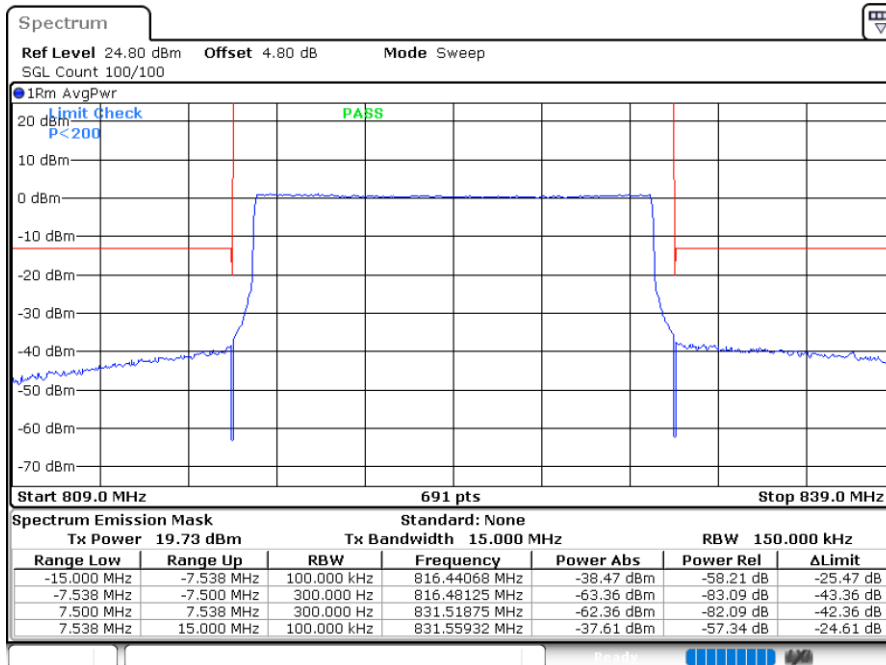
Highest Band Edge / 1 RB max



Date: 21.MAR.2025 07:09:00

Date: 21.MAR.2025 07:20:43

Band Edge / Full RB



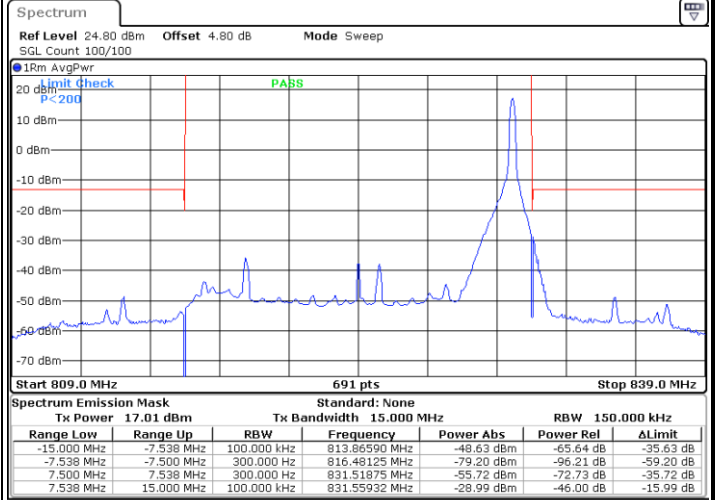
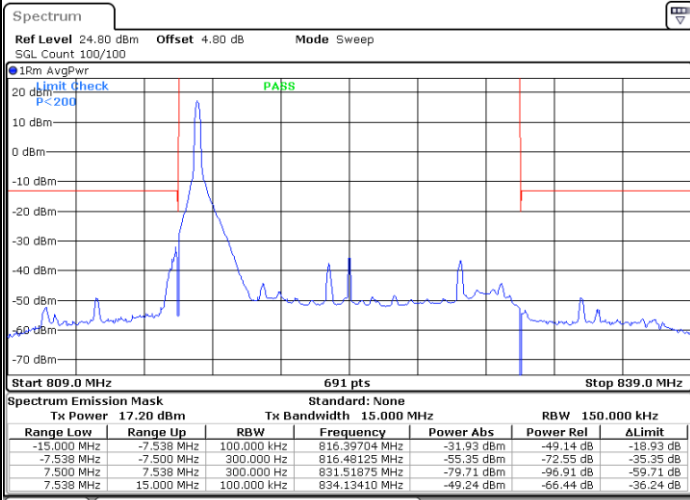
Date: 21.MAR.2025 07:16:17



LTE Band 26 / 15MHz / 256QAM

Highest Band Edge / 1 RB

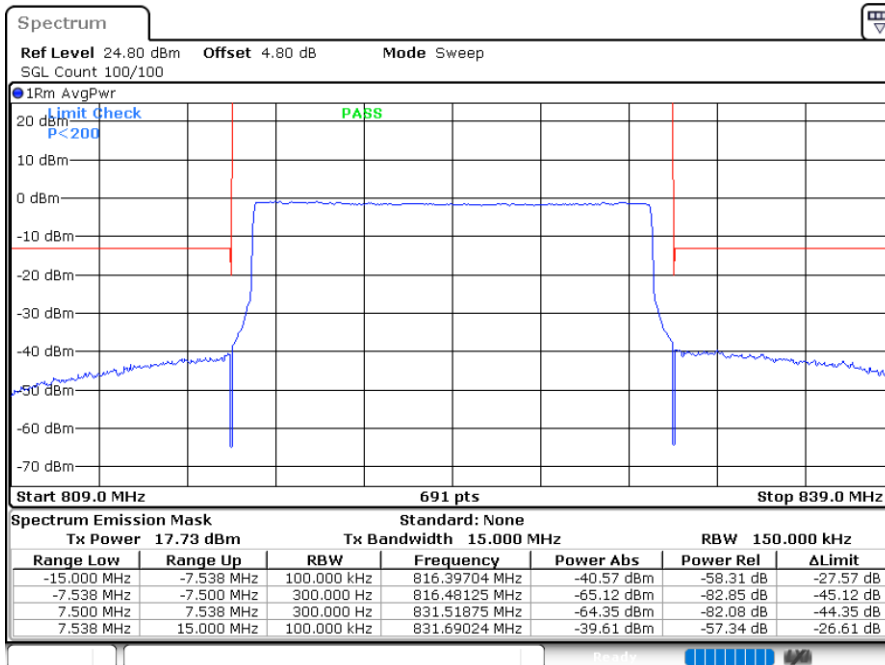
Highest Band Edge / 1 RB max



Date: 21.MAR.2025 07:10:05

Date: 21.MAR.2025 07:21:47

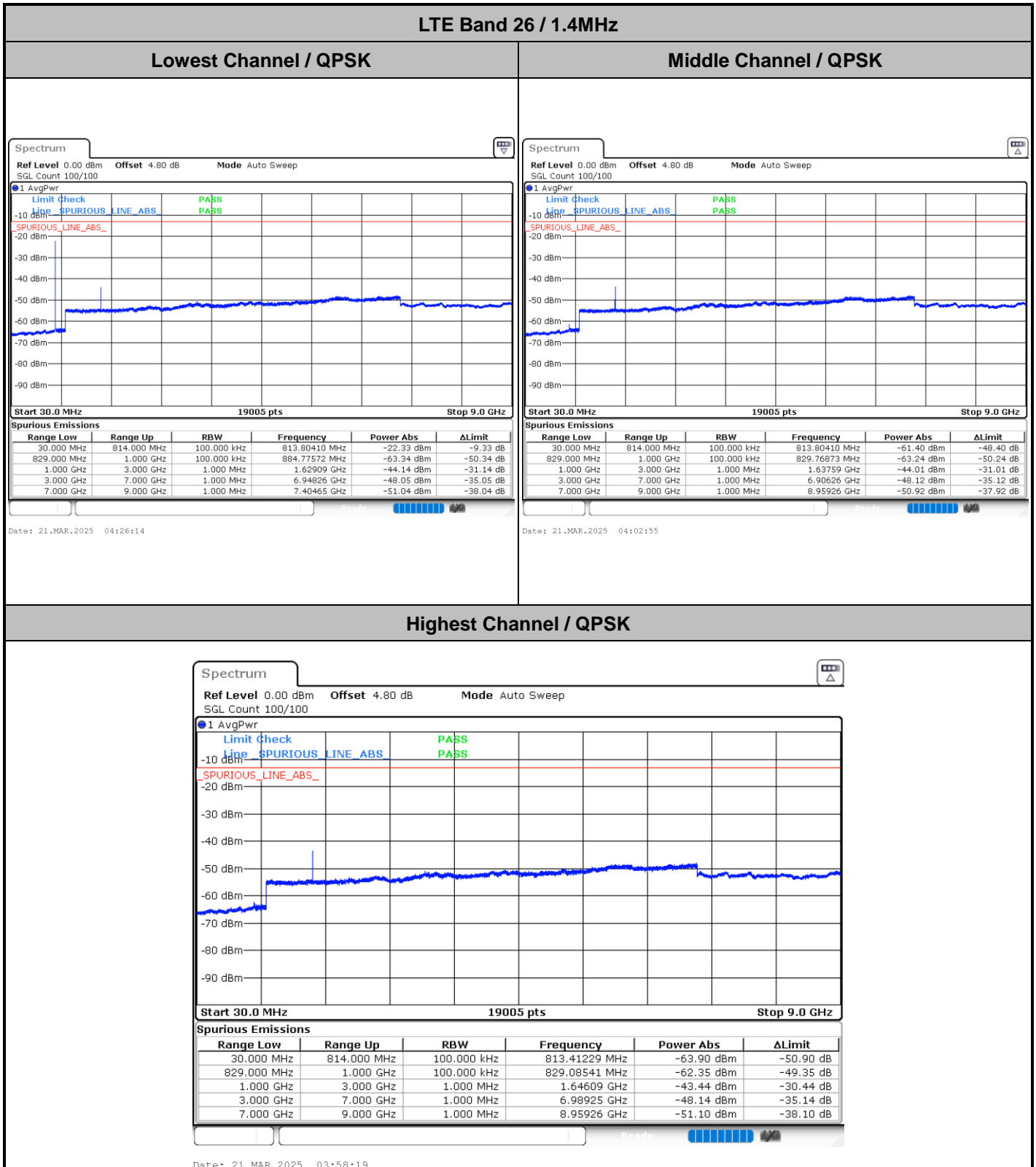
Band Edge / Full RB



Date: 21.MAR.2025 07:17:23



Conducted Spurious Emission

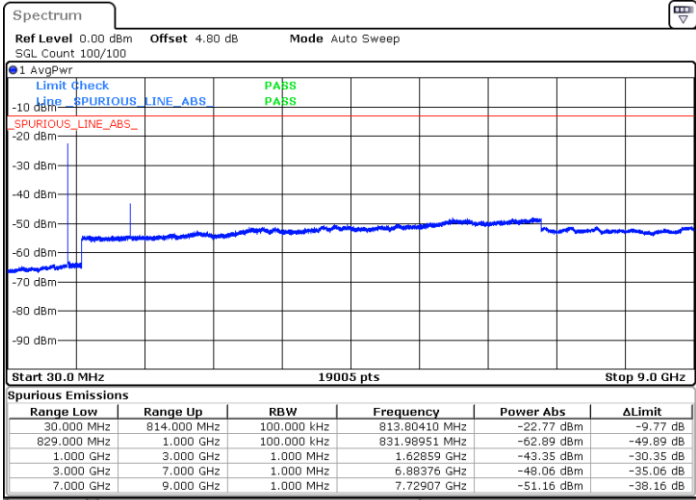




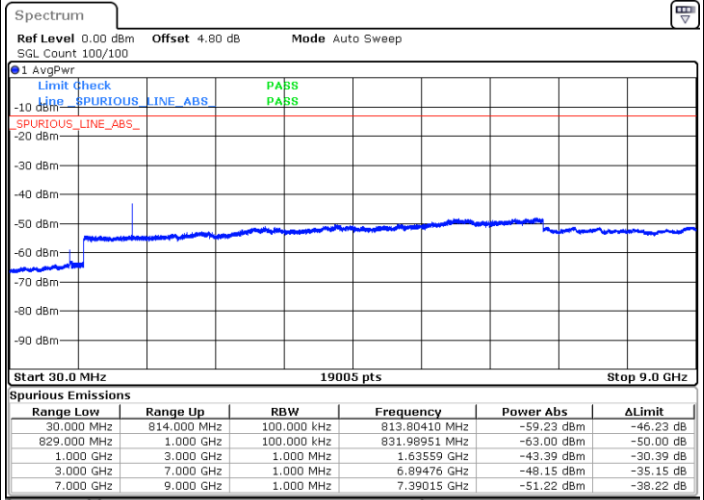
LTE Band 26 / 3MHz

Lowest Channel / QPSK

Middle Channel / QPSK

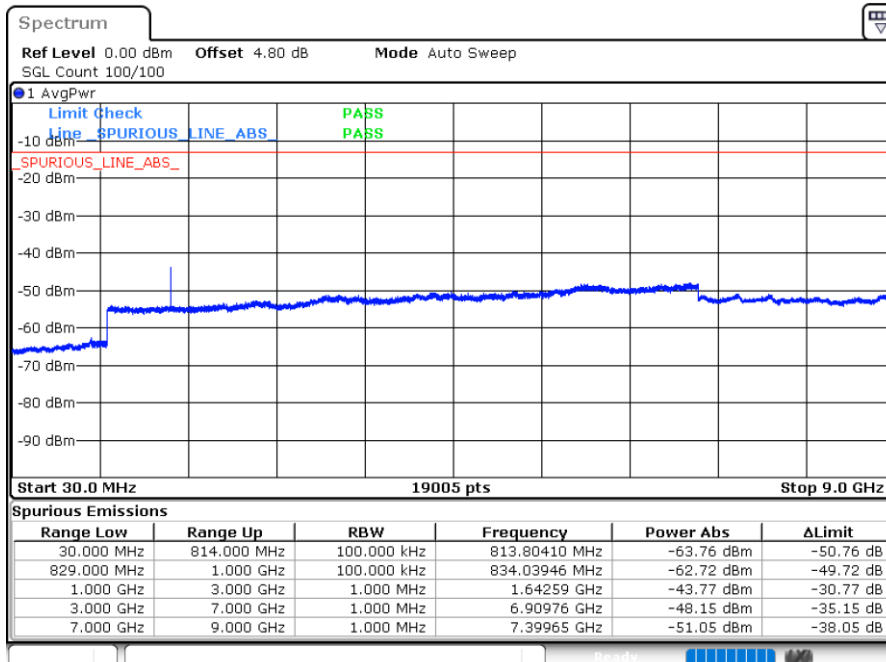


Date: 21.MAR.2025 05:45:30



Date: 21.MAR.2025 05:26:32

Highest Channel / QPSK



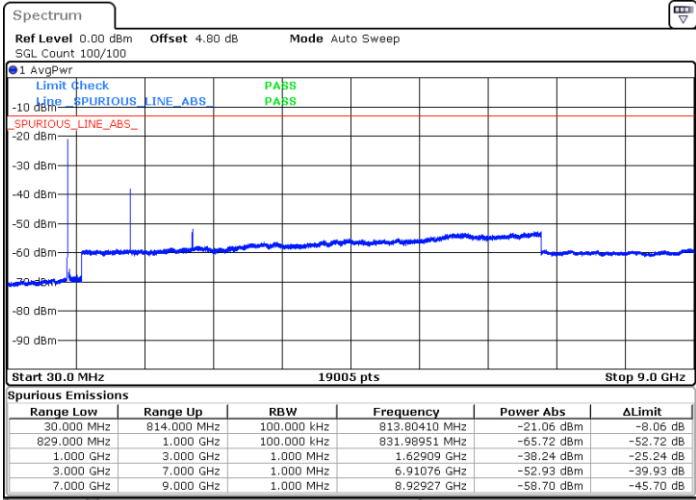
Date: 21.MAR.2025 05:25:08



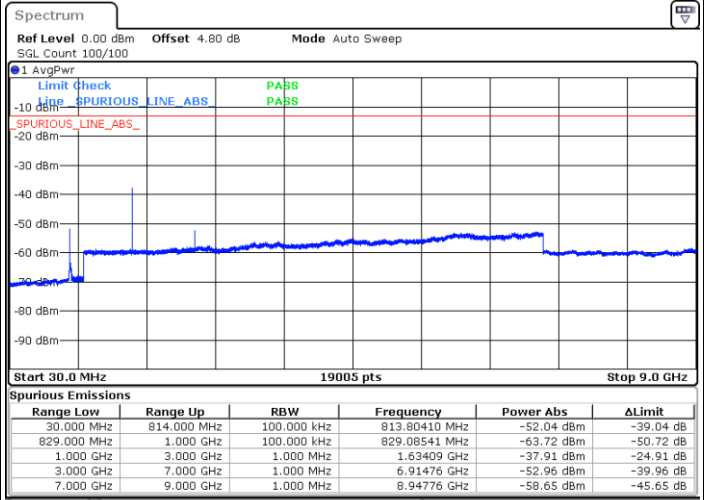
LTE Band 26 / 5MHz

Lowest Channel / QPSK

Middle Channel / QPSK

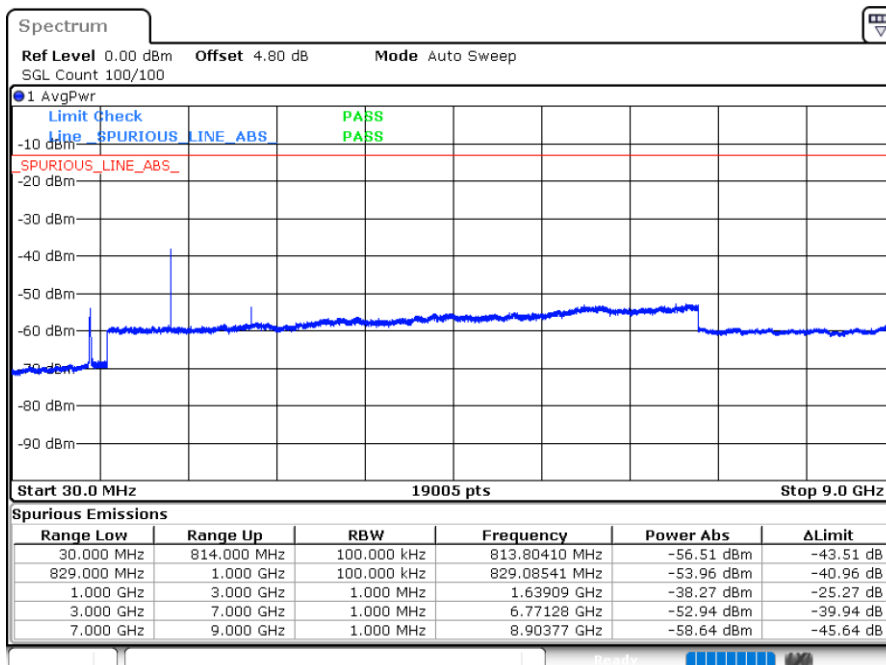


Date: 21.MAR.2025 06:22:05



Date: 21.MAR.2025 06:15:30

Highest Channel / QPSK

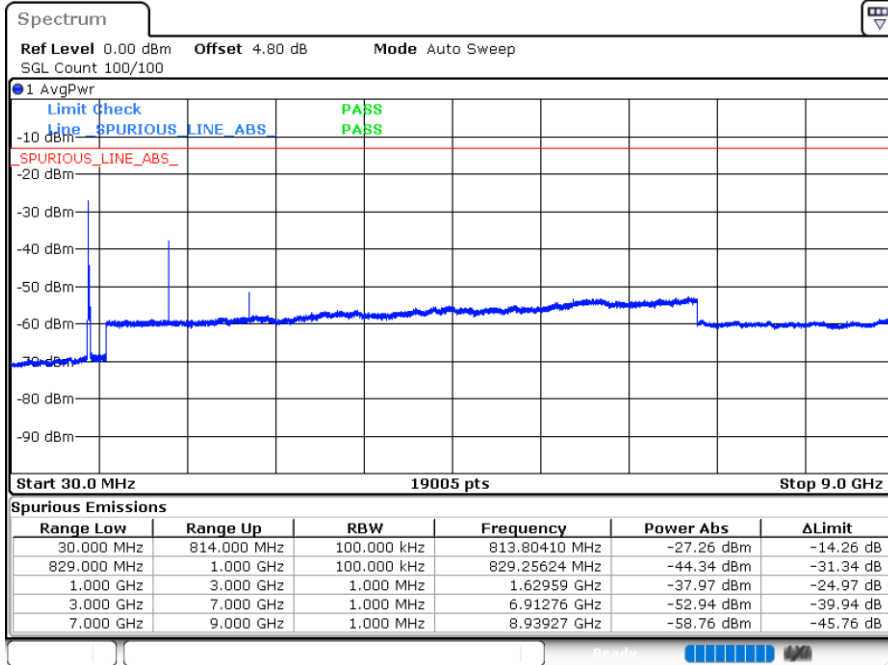


Date: 21.MAR.2025 06:14:07



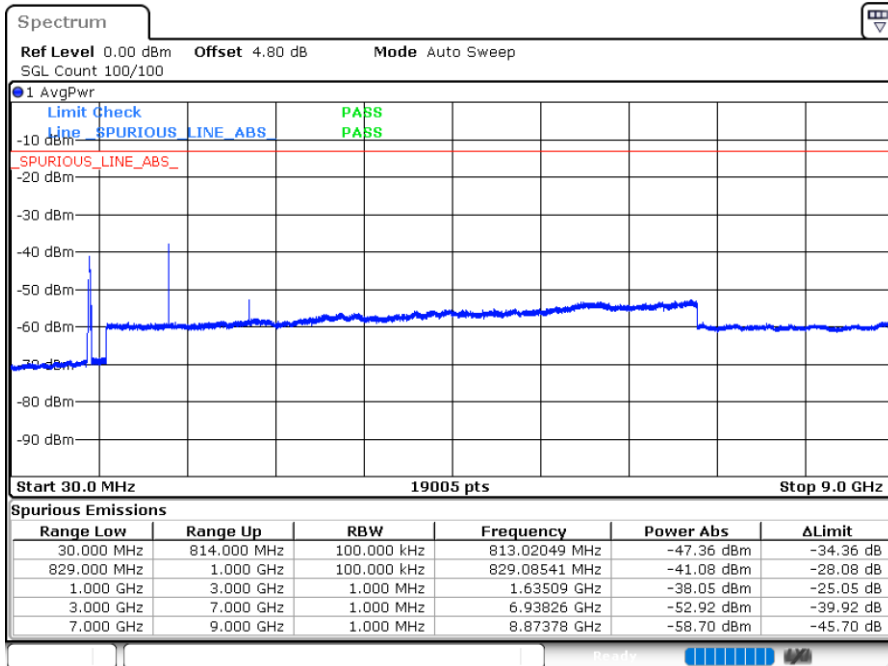
LTE Band 26 / 10MHz

Middle Channel / QPSK



LTE Band 26 / 15MHz

Highest Channel / QPSK





Frequency Stability

Test Conditions		LTE Band 26 (QPSK) / Middle Channel	Limit
Temperature (°C)	Voltage (Volt)	BW 10MHz	Note 2.
		Deviation (ppm)	Result
50	Normal Voltage	0.0026	PASS
40	Normal Voltage	0.0017	
30	Normal Voltage	0.0022	
20(Ref.)	Normal Voltage	0.0000	
10	Normal Voltage	0.0014	
0	Normal Voltage	0.0019	
-10	Normal Voltage	0.0028	
-20	Normal Voltage	0.0031	
-30	Normal Voltage	0.0029	
20	Maximum Voltage	0.0015	
20	Normal Voltage	0.0005	
20	Battery End Point	0.0012	

Note:

1. Normal Voltage =3.81 V.; Battery End Point (BEP) =3.4 V.; Maximum Voltage =4.5 V.
2. Note: The frequency fundamental emissions stay within the authorized frequency block.



Appendix B. Test Results of Radiated Test

Radiated Spurious Emission

Test Engineer :	LiangPingZhou	Temperature :	22~25°C
		Relative Humidity :	48~52%

Note: Pre-scanned harmonic for the different antennas, we choose the worst antenna mode to perform final test and record in the report.

LTE Band 26 / 10MHz / QPSK / Ant. 4									
Channel	Frequency (MHz)	ERP (dBm)	Limit (dBm)	Over Limit (dB)	SPA Reading (dBm)	S.G. Power (dBm)	TX Cable loss (dB)	TX Antenna Gain (dBi)	Polarization (H/V)
Middle	1629	-34.76	-13	-21.76	-44.64	-38.01	4.00	9.40	H
	2443.5	-45.94	-13	-32.94	-60.48	-49.51	4.88	10.60	H
	3258	-61.73	-13	-48.73	-78.57	-66.66	5.52	12.60	H
	4072.5	-59.89	-13	-46.89	-79.69	-64.36	6.00	12.62	H
	1629	-33.46	-13	-20.46	-43.24	-36.71	4.00	9.40	V
	2443.5	-49.80	-13	-36.80	-64.32	-53.37	4.88	10.60	V
	3258	-59.70	-13	-46.70	-76.40	-64.63	5.52	12.60	V
	4072.5	-60.79	-13	-47.79	-80.60	-65.26	6.00	12.62	V

Remark: Spurious emissions within 30-1000MHz were found more than 20dB below limit line.

LTE Band 26 / 15MHz / QPSK / Ant. 4									
Channel	Frequency (MHz)	ERP (dBm)	Limit (dBm)	Over Limit (dB)	SPA Reading (dBm)	S.G. Power (dBm)	TX Cable loss (dB)	TX Antenna Gain (dBi)	Polarization (H/V)
Middle	1634.5	-34.91	-13	-21.91	-44.80	-38.16	4.00	9.40	H
	2451.75	-45.31	-13	-32.31	-59.86	-48.88	4.88	10.60	H
	3269	-61.85	-13	-48.85	-78.69	-66.78	5.52	12.60	H
	4086.25	-59.44	-13	-46.44	-79.27	-63.91	6.00	12.62	H
	1634.5	-34.65	-13	-21.65	-44.44	-37.90	4.00	9.40	V
	2451.75	-48.33	-13	-35.33	-62.86	-51.90	4.88	10.60	V
	3269	-60.47	-13	-47.47	-77.17	-65.40	5.52	12.60	V
	4086.25	-60.65	-13	-47.65	-80.50	-65.12	6.00	12.62	V

Remark: Spurious emissions within 30-1000MHz were found more than 20dB below limit line.