



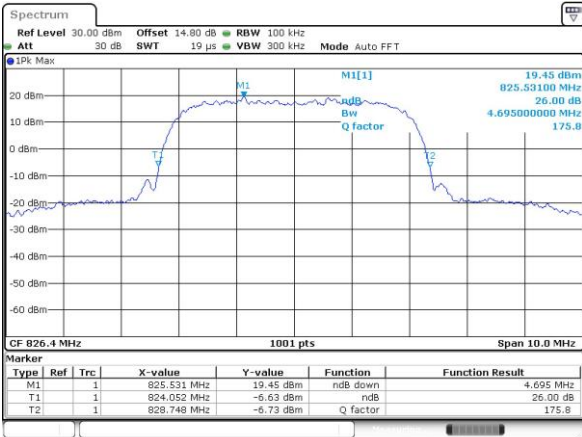
26dB Bandwidth

Mode	WCDMA Band V	WCDMA Band II	WCDMA Band IV
Mod.	RMC 12.2Kbps	RMC 12.2Kbps	RMC 12.2Kbps
Lowest CH	4.695	4.695	4.725
Middle CH	4.685	4.685	4.735
Highest CH	4.705	4.695	4.695



WCDMA Band V (RMC 12.2Kbps)

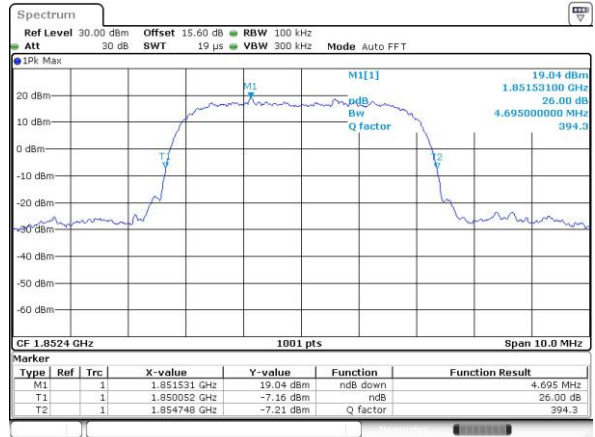
Lowest Channel



Date: 3.APR.2025 11:26:26

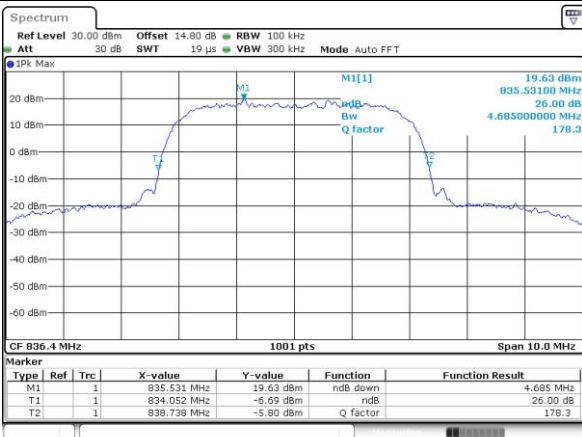
WCDMA Band II (RMC 12.2Kbps)

Lowest Channel



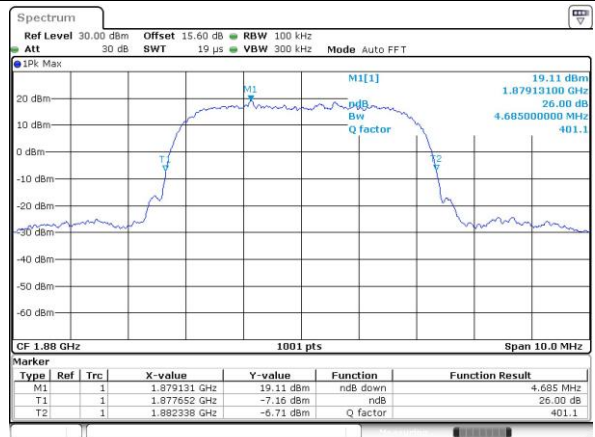
Date: 3.APR.2025 14:18:46

Middle Channel



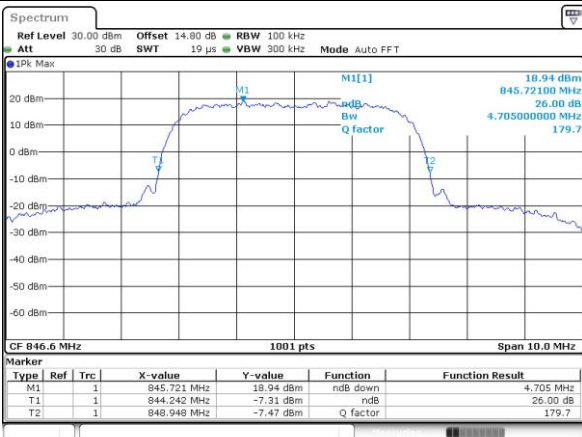
Date: 3.APR.2025 11:28:00

Middle Channel



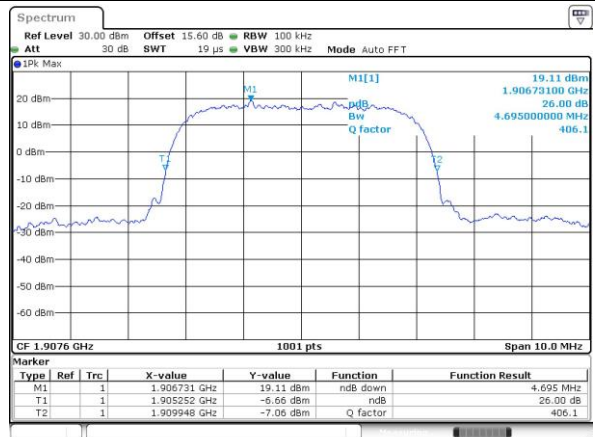
Date: 3.APR.2025 14:19:33

Highest Channel

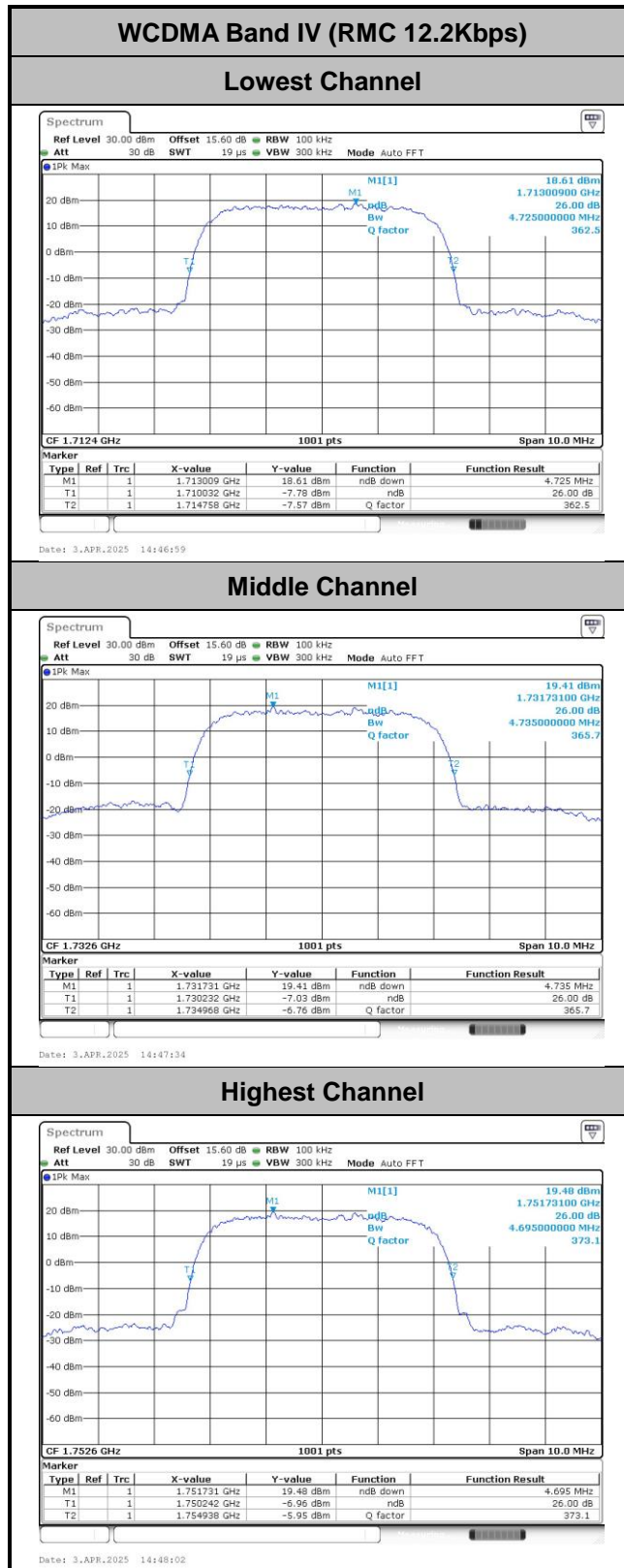


Date: 3.APR.2025 11:28:37

Highest Channel



Date: 3.APR.2025 14:21:04





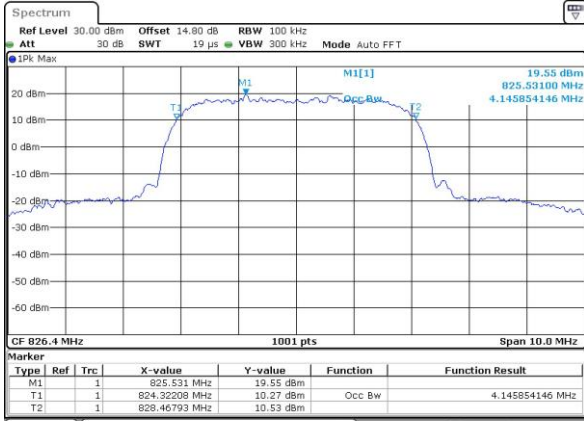
Occupied Bandwidth

Mode	WCDMA Band V	WCDMA Band II	WCDMA Band IV
Mod.	RMC 12.2Kbps	RMC 12.2Kbps	RMC 12.2Kbps
Lowest CH	4.146	4.146	4.146
Middle CH	4.146	4.136	4.146
Highest CH	4.136	4.146	4.136



WCDMA Band V (RMC 12.2Kbps)

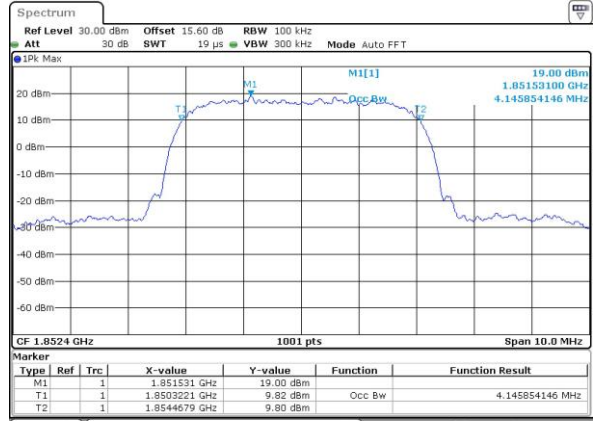
Lowest Channel



Date: 3.APR.2025 11:29:10

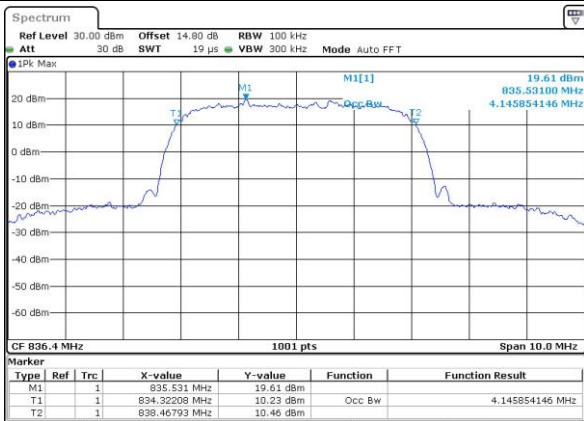
WCDMA Band II (RMC 12.2Kbps)

Lowest Channel



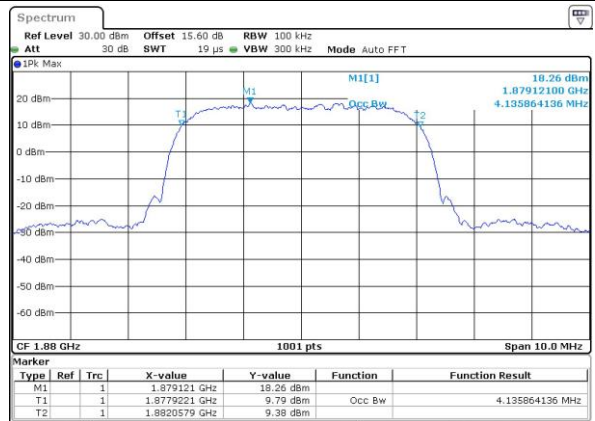
Date: 3.APR.2025 14:23:16

Middle Channel



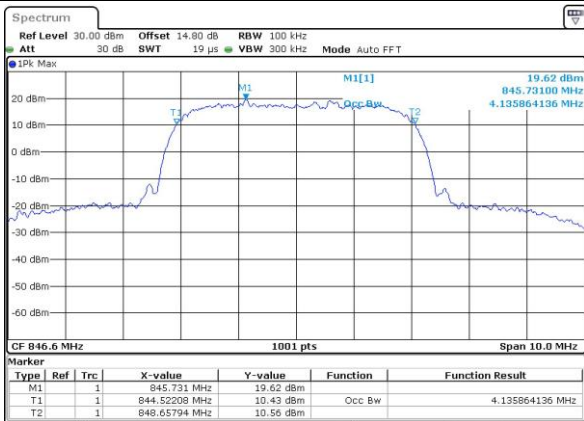
Date: 3.APR.2025 11:29:42

Middle Channel



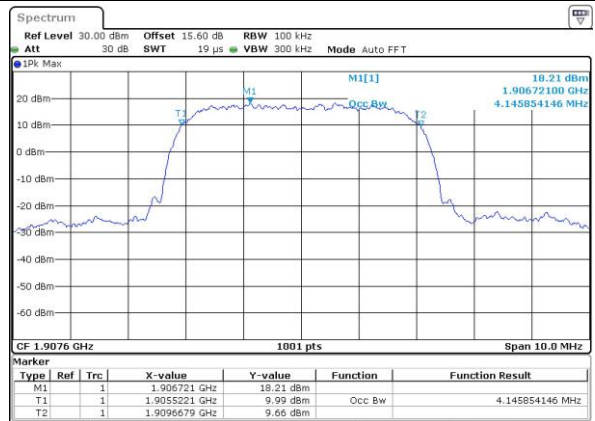
Date: 3.APR.2025 14:23:40

Highest Channel

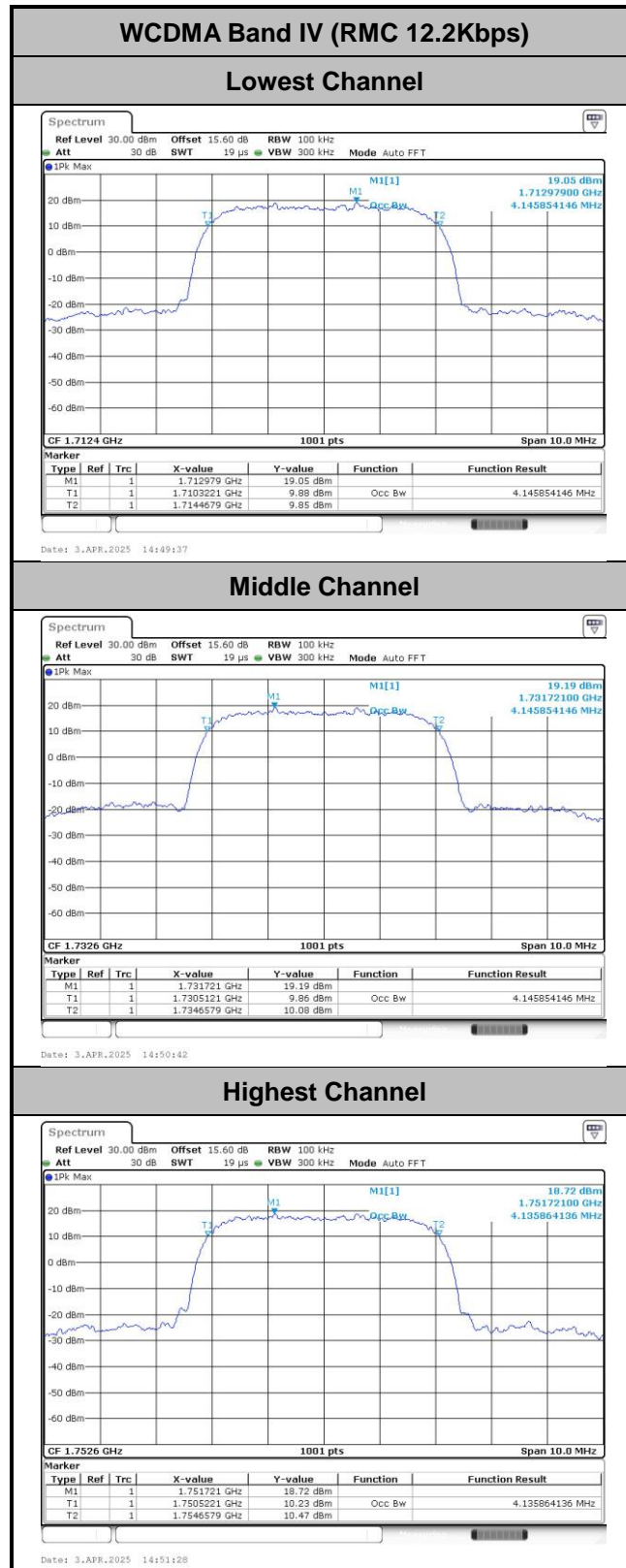


Date: 3.APR.2025 11:30:12

Highest Channel



Date: 3.APR.2025 14:24:30

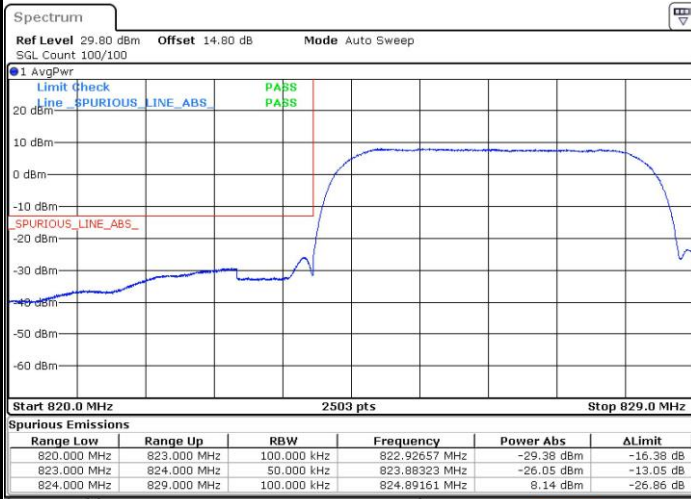




Conducted Band Edge

WCDMA Band V (RMC 12.2Kbps)

Lowest Band Edge

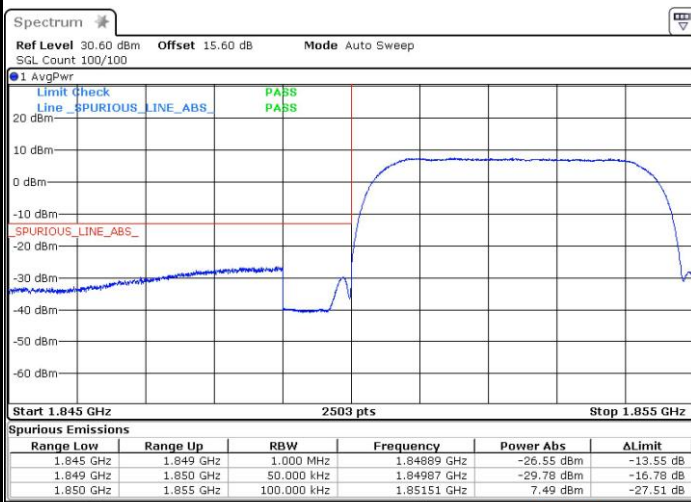


Highest Band Edge

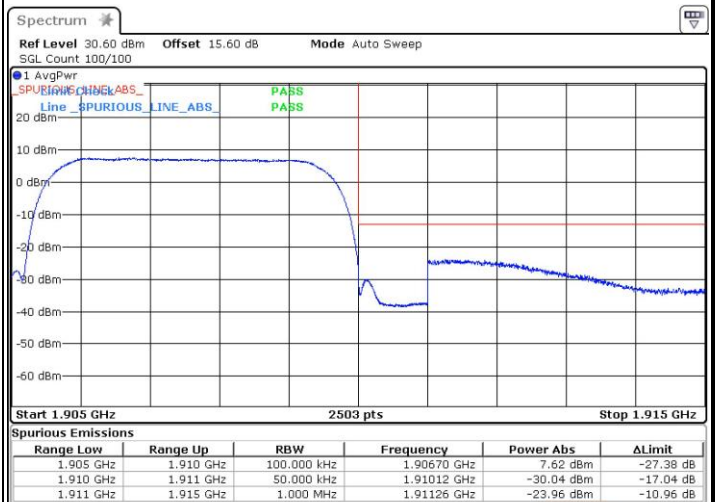


WCDMA Band II (RMC 12.2Kbps)

Lowest Band Edge



Highest Band Edge

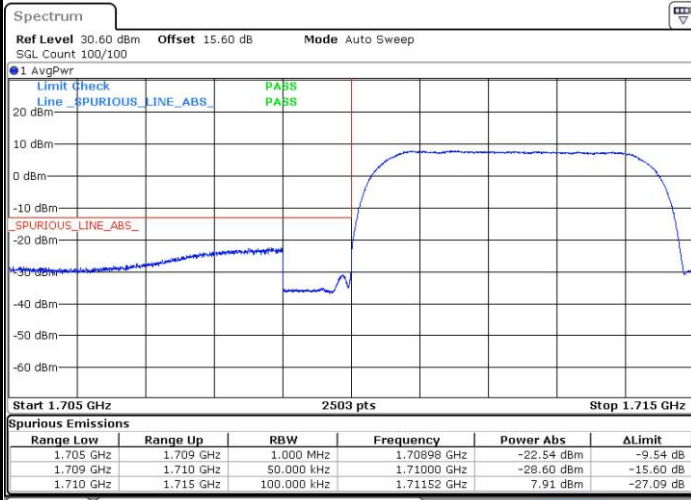




WCDMA Band IV (RMC 12.2Kbps)

Lowest Band Edge

Highest Band Edge



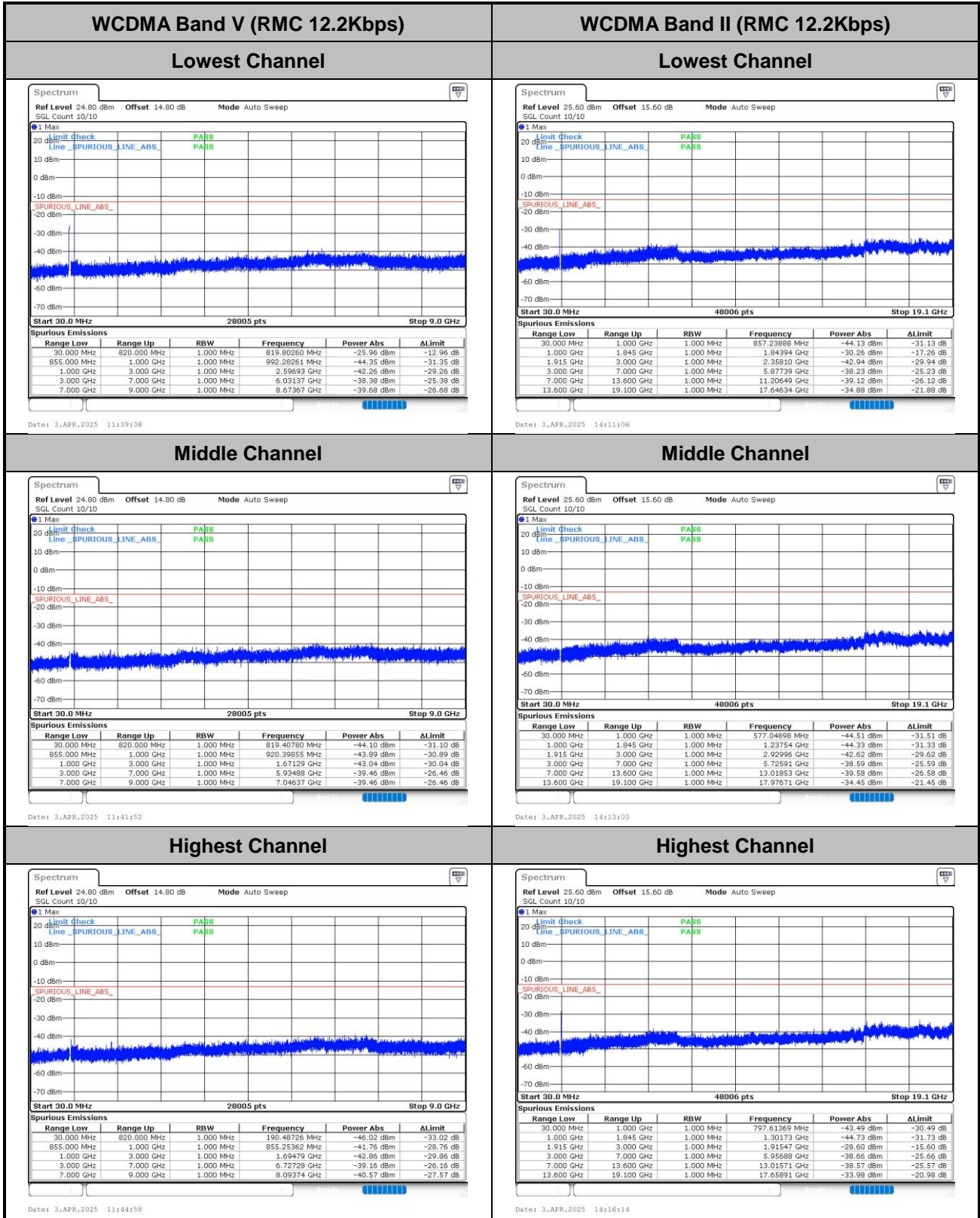
Date: 3.APR.2025 14:33:31



Date: 3.APR.2025 14:35:52



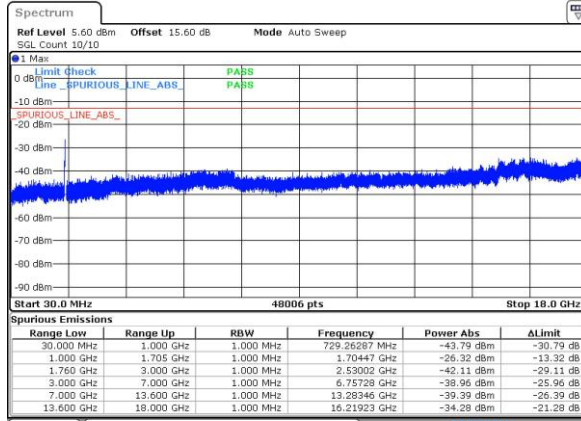
Conducted Spurious Emission





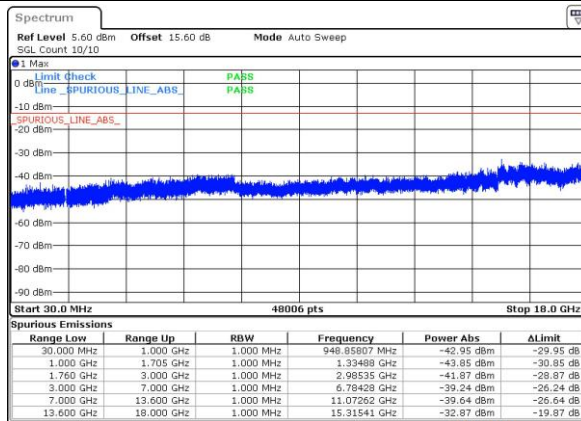
WCDMA Band IV (RMC 12.2Kbps)

Lowest Channel



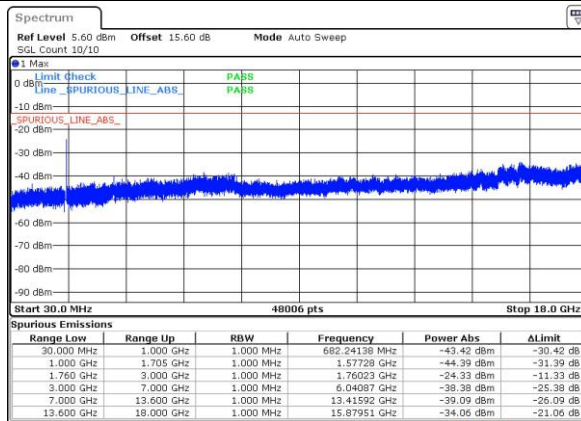
Date: 3.APR.2025 14:40:11

Middle Channel



Date: 3.APR.2025 14:42:30

Highest Channel



Date: 3.APR.2025 14:45:58



Frequency Stability

Test Conditions	Middle Channel	WCDMA Band V (RMC 12.2Kbps)	Limit 2.5ppm
Temperature (°C)	Voltage (Volt)	Deviation (ppm)	Result
50	Normal Voltage	0.0052	PASS
40	Normal Voltage	0.0346	
30	Normal Voltage	0.0469	
20(Ref.)	Normal Voltage	0.0000	
10	Normal Voltage	0.0072	
0	Normal Voltage	0.0316	
-10	Normal Voltage	0.0038	
-20	Normal Voltage	0.0781	
-30	Normal Voltage	0.0632	
20	Maximum Voltage	0.0454	
20	Normal Voltage	0.0149	
20	Battery End Point	0.0287	

Test Conditions	Middle Channel	WCDMA Band II (RMC 12.2Kbps)	Limit Note 2.
Temperature (°C)	Voltage (Volt)	Deviation (ppm)	Result
50	Normal Voltage	0.0162	PASS
40	Normal Voltage	0.0148	
30	Normal Voltage	0.0116	
20(Ref.)	Normal Voltage	0.0000	
10	Normal Voltage	0.0122	
0	Normal Voltage	0.0634	
-10	Normal Voltage	0.0251	
-20	Normal Voltage	0.0534	
-30	Normal Voltage	0.0162	
20	Maximum Voltage	0.0149	
20	Normal Voltage	0.0168	
20	Battery End Point	0.0213	



Test Conditions	Middle Channel	WCDMA Band IV (RMC 12.2Kbps)	Limit Note 2.
Temperature (°C)	Voltage (Volt)	Deviation (ppm)	Result
50	Normal Voltage	0.0079	PASS
40	Normal Voltage	0.0161	
30	Normal Voltage	0.0341	
20(Ref.)	Normal Voltage	0.0000	
10	Normal Voltage	0.0016	
0	Normal Voltage	0.0051	
-10	Normal Voltage	0.0162	
-20	Normal Voltage	0.0536	
-30	Normal Voltage	0.0634	
20	Maximum Voltage	0.0021	
20	Normal Voltage	0.0091	
20	Battery End Point	0.0142	

Note:

1. Normal Voltage = 3.81V ; Battery End Point (BEP) =3.4V.; Maximum Voltage =4.5V
2. The frequency fundamental emissions stay within the authorized frequency block.



Appendix B. Test Results of Radiated Test

Radiated Spurious Emission

Test Engineer :	LiangPingZhou	Temperature :	22~25°C
		Relative Humidity :	48~52%

GSM850 (GSM)									
Channel	Frequency (MHz)	ERP (dBm)	Limit (dBm)	Over Limit (dB)	SPA Reading (dBm)	S.G. Power (dBm)	TX Cable loss (dB)	TX Antenna Gain (dBi)	Polarization (H/V)
Middle	1672.8	-54.75	-13	-41.75	-64.71	-58.00	4.00	9.40	H
	2509.2	-35.43	-13	-22.43	-49.83	-39.00	4.88	10.60	H
	3345.6	-58.91	-13	-45.91	-74.90	-63.84	5.52	12.60	H
	4182	-55.33	-13	-42.33	-75.32	-59.80	6.00	12.62	H
	1672.8	-48.80	-13	-35.80	-58.21	-52.05	4.00	9.40	V
	2509.2	-34.48	-13	-21.48	-48.84	-38.05	4.88	10.60	V
	3345.6	-55.90	-13	-42.90	-71.62	-60.83	5.52	12.60	V
	4182	-54.29	-13	-41.29	-74.29	-58.76	6.00	12.62	V

Remark: Spurious emissions within 30-1000MHz were found more than 20dB below limit line.

GSM850 (EDGE 1 Tx slots)									
Channel	Frequency (MHz)	ERP (dBm)	Limit (dBm)	Over Limit (dB)	SPA Reading (dBm)	S.G. Power (dBm)	TX Cable loss (dB)	TX Antenna Gain (dBi)	Polarization (H/V)
Middle	1672.8	-54.76	-13	-41.76	-64.72	-58.01	4.00	9.40	H
	2509.2	-35.47	-13	-22.47	-49.87	-39.04	4.88	10.60	H
	3345.6	-57.90	-13	-44.90	-73.89	-62.83	5.52	12.60	H
	4182	-56.17	-13	-43.17	-76.16	-60.64	6.00	12.62	H
	1672.8	-47.96	-13	-34.96	-57.37	-51.21	4.00	9.40	V
	2509.2	-40.13	-13	-27.13	-54.49	-43.70	4.88	10.60	V
	3345.6	-59.44	-13	-46.44	-75.16	-64.37	5.52	12.60	V
	4182	-51.84	-13	-38.84	-71.84	-56.31	6.00	12.62	V

Remark: Spurious emissions within 30-1000MHz were found more than 20dB below limit line.



GSM1900 (GSM)									
Channel	Frequency (MHz)	EIRP (dBm)	Limit (dBm)	Over Limit (dB)	SPA Reading (dBm)	S.G. Power (dBm)	TX Cable loss (dB)	TX Antenna Gain (dBi)	Polarization (H/V)
Middle	3760	-61.74	-13	-48.74	-80.37	-68.49	5.85	12.60	H
	5640	-59.00	-13	-46.00	-82.26	-64.80	7.30	13.10	H
	7520	-55.35	-13	-42.35	-82.16	-58.50	8.35	11.50	H
	3760	-61.85	-13	-48.85	-80.41	-68.60	5.85	12.60	V
	5640	-59.48	-13	-46.48	-81.99	-65.28	7.30	13.10	V
	7520	-54.80	-13	-41.80	-81.59	-57.95	8.35	11.50	V

Remark: Spurious emissions within 30-1000MHz were found more than 20dB below limit line.

GSM1900 (EDGE 1 Tx slots)									
Channel	Frequency (MHz)	EIRP (dBm)	Limit (dBm)	Over Limit (dB)	SPA Reading (dBm)	S.G. Power (dBm)	TX Cable loss (dB)	TX Antenna Gain (dBi)	Polarization (H/V)
Middle	3760	-61.83	-13	-48.83	-80.46	-68.58	5.85	12.60	H
	5640	-59.13	-13	-46.13	-82.39	-64.93	7.30	13.10	H
	7520	-55.34	-13	-42.34	-82.15	-58.49	8.35	11.50	H
	3760	-61.69	-13	-48.69	-80.25	-68.44	5.85	12.60	V
	5640	-59.69	-13	-46.69	-82.2	-65.49	7.30	13.10	V
	7520	-55.13	-13	-42.13	-81.92	-58.28	8.35	11.50	V

Remark: Spurious emissions within 30-1000MHz were found more than 20dB below limit line.

WCDMA Band V(RMC 12.2Kbps)									
Channel	Frequency (MHz)	ERP (dBm)	Limit (dBm)	Over Limit (dB)	SPA Reading (dBm)	S.G. Power (dBm)	TX Cable loss (dB)	TX Antenna Gain (dBi)	Polarization (H/V)
Middle	1672.8	-65.44	-13	-52.44	-75.40	-68.69	4.00	9.40	H
	2509.2	-62.48	-13	-49.48	-76.88	-66.05	4.88	10.60	H
	3345.6	-61.96	-13	-48.96	-77.95	-66.89	5.52	12.60	H
	1672.8	-66.10	-13	-53.10	-75.51	-69.35	4.00	9.40	V
	2509.2	-62.58	-13	-49.58	-76.94	-66.15	4.88	10.60	V
	3345.6	-62.09	-13	-49.09	-77.81	-67.02	5.52	12.60	V

Remark: Spurious emissions within 30-1000MHz were found more than 20dB below limit line.



WCDMA Band II(RMC 12.2Kbps)									
Channel	Frequency (MHz)	EIRP (dBm)	Limit (dBm)	Over Limit (dB)	SPA Reading (dBm)	S.G. Power (dBm)	TX Cable loss (dB)	TX Antenna Gain (dBi)	Polarization (H/V)
Middle	3760	-61.80	-13	-48.80	-80.43	-68.55	5.85	12.60	H
	5640	-59.21	-13	-46.21	-82.47	-65.01	7.30	13.10	H
	7520	-55.34	-13	-42.34	-82.15	-58.49	8.35	11.50	H
	3760	-61.75	-13	-48.75	-80.31	-68.50	5.85	12.60	V
	5640	-59.92	-13	-46.92	-82.43	-65.72	7.30	13.10	V
	7520	-55.32	-13	-42.32	-82.11	-58.47	8.35	11.50	V

Remark: Spurious emissions within 30-1000MHz were found more than 20dB below limit line.

WCDMA Band IV(RMC 12.2Kbps)									
Channel	Frequency (MHz)	EIRP (dBm)	Limit (dBm)	Over Limit (dB)	SPA Reading (dBm)	S.G. Power (dBm)	TX Cable loss (dB)	TX Antenna Gain (dBi)	Polarization (H/V)
Middle	3465.2	-62.38	-13	-49.38	-79.28	-69.23	5.65	12.50	H
	5197.8	-61.09	-13	-48.09	-82.86	-66.76	7.13	12.80	H
	6930.4	-56.75	-13	-43.75	-82.55	-60.15	8.40	11.80	H
	3465.2	-62.55	-13	-49.55	-79.47	-69.40	5.65	12.50	V
	5197.8	-60.87	-13	-47.87	-82.95	-66.54	7.13	12.80	V
	6930.4	-56.35	-13	-43.35	-82.62	-59.75	8.40	11.80	V

Remark: Spurious emissions within 30-1000MHz were found more than 20dB below limit line.