

Appendix D. SAR Test Setup Photos


Head Exposure Condition



Right Cheek, Test Separation 0 mm



Right Tilted, Test Separation 0 mm




Left Cheek, Test Separation 0 mm




Left Tilted, Test Separation 0 mm

Hotspot Exposure Condition



Front, Test Separation 5 mm




Back, Test Separation 5 mm




Left Side, Test Separation 5 mm



Right Side, Test Separation 5 mm




Top Side, Test Separation 5 mm




Bottom Side, Test Separation 5 mm


Body-worn Exposure Condition



Front, Test Separation 5 mm




Back, Test Separation 5 mm




Back with headset, Test Separation 5 mm

Sensor off




Front, Test Separation 16 mm




Back, Test Separation 23 mm


Product Specific 10g SAR



Front, Test Separation 0 mm




Back, Test Separation 0 mm



Bottom Side, Test Separation 0 mm




Right Side, Test Separation 0 mm




Top Side, Test Separation 0 mm


Sensor off



Front, Test Separation 8 mm




Back, Test Separation 5 mm



Back, Test Separation 15 mm



Bottom Side, Test Separation 9 mm

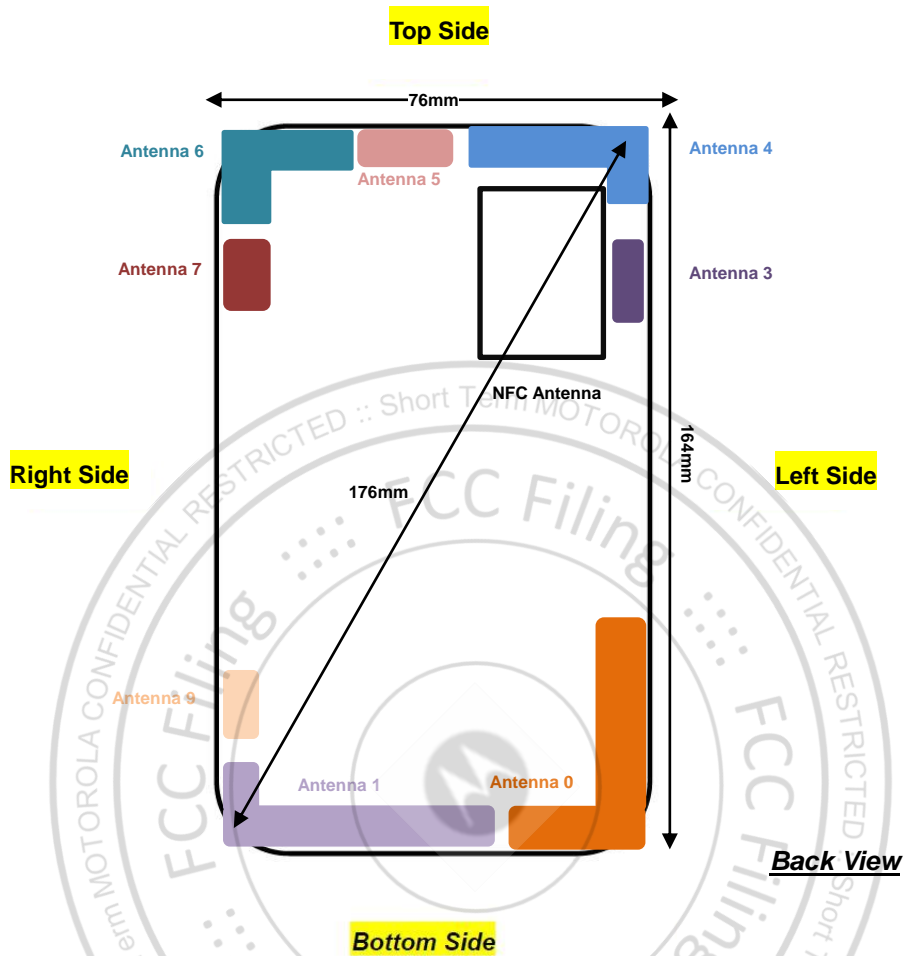


Top Side, Test Separation 10 mm



Right Side, Test Separation 9 mm

Antenna Location



Antenna	Support Band
Antenna 0	GSM: 850<TX/RX> UMTS: B5<TX/RX> LTE: B5/26/71<TX/RX> 5G NR: n5/n26/n71 <TX/RX>
Antenna 1	GSM: 1900<TX/RX> UMTS: B2<TX/RX> LTE: B2/7/38/41<TX/RX> 5G NR: n7/ n38/n41 <TX/RX>
Antenna 3	5G NR: n77/n78 <RX>
Antenna 4	LTE: B5/26<TX/RX> 5G NR: n7 /n38/n41 /n5<TX/RX>
Antenna 5	LTE: B42<TX/RX> 5G NR: n77/n78 <TX/RX> WLAN 5GHz <TX/RX>
Antenna 6	Bluetooth & WLAN 2.4GHz <TX/RX>
Antenna 7	5G NR: n77/n78 <RX>
Antenna 9	5G NR: n77/n78 <RX>
NFC Antenna	NFC<TX/RX>

Note:

- 5G NR n77/78 Antenna 3/7/9 supports SRS (Sounding Reference Signal) functionality only.