Mode	28	
	Band Edge - L	
	U-NII-2C_5.47-5.725_802.11ac VHT80_CH122_5610MHz	
ANT	5	
Pol.	Horizontal	Fundamental
Peak	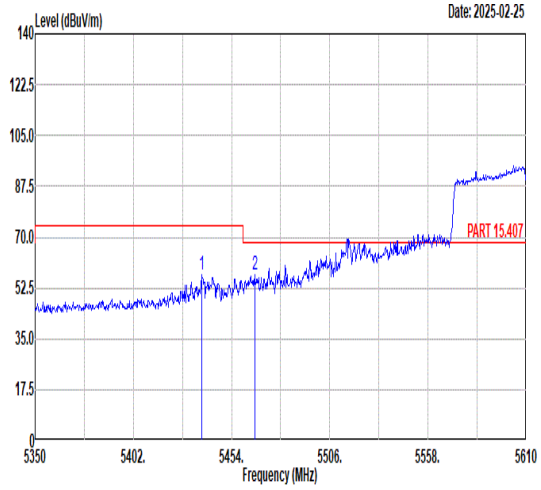 Freq Level Limit Line Margin Read Level Ant Factor Cable Loss Preamp Factor APos TPos Remark MHz dBuV/m dBuV/m dB dBuV dB/m dB dB cm deg 1 5438.40 57.05 74.00 -16.95 47.07 34.16 8.44 32.62 220 338 PEAK 2 5466.22 57.21 68.30 -11.09 47.24 34.18 8.40 32.61 220 338 PEAK	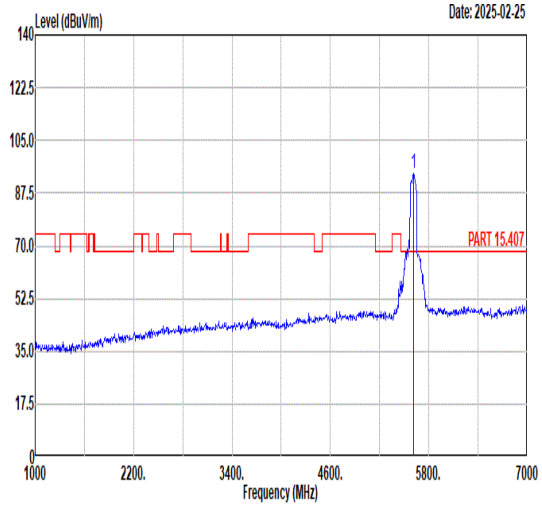 Freq Level Limit Line Margin Read Level Ant Factor Cable Loss Preamp Factor APos TPos Remark MHz dBuV/m dBuV/m dB dBuV dB/m dB dB cm deg 1 5610.00 93.98 ------ ------ 84.01 34.40 8.26 32.69 220 338 PEAK
Avg	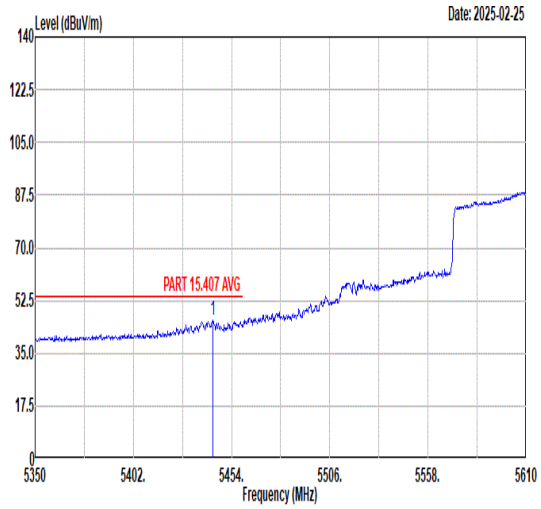 Freq Level Limit Line Margin Read Level Ant Factor Cable Loss Preamp Factor APos TPos Remark MHz dBuV/m dBuV/m dB dBuV dB/m dB dB cm deg 1 5444.12 45.78 54.00 -8.22 35.81 34.16 8.43 32.62 220 338 AVERAGE	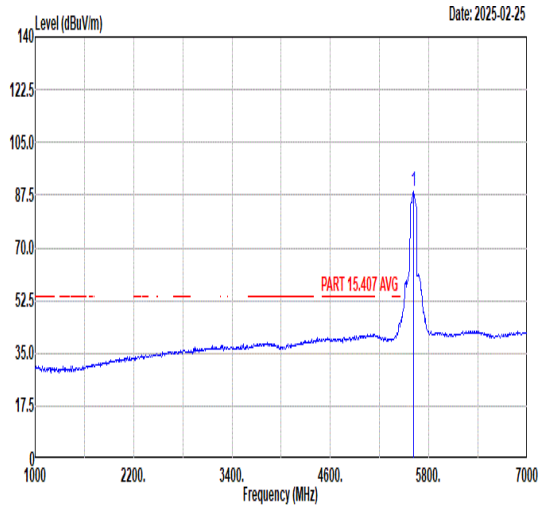 Freq Level Limit Line Margin Read Level Ant Factor Cable Loss Preamp Factor APos TPos Remark MHz dBuV/m dBuV/m dB dBuV dB/m dB dB cm deg 1 5610.00 88.80 ------ ------ 78.83 34.40 8.26 32.69 220 338 AVERAGE

Mode	28	
	Band Edge - R	
	U-NII-2C_5.47-5.725_802.11ac VHT80_CH122_5610MHz	
ANT	5	
Pol.	Horizontal	Fundamental
Peak	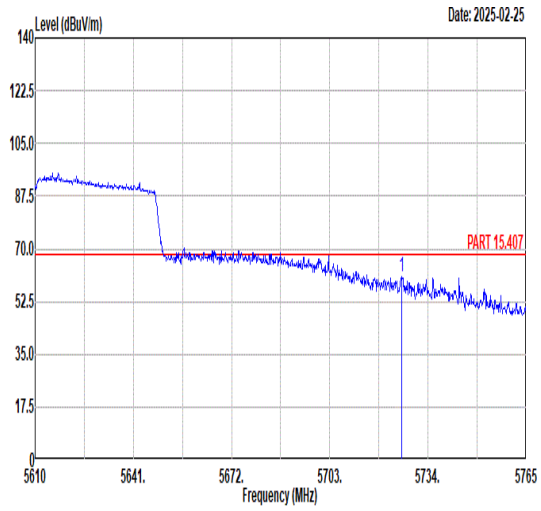 Freq Level Limit Line Margin Read Level Ant Factor Cable Loss Preamp Factor APos TPos Remark MHz dBuV/m dBuV/m dB dBuV dB/m dB dB cm deg 1 5725.79 60.51 68.30 -7.79 50.01 34.60 8.68 32.78 220 338 PEAK	Blank

Mode	28	
	Band Edge - L	
	U-NII-2C_5.47-5.725_802.11ac VHT80_CH122_5610MHz	
ANT	5	
Pol.	Vertical	Fundamental
Peak	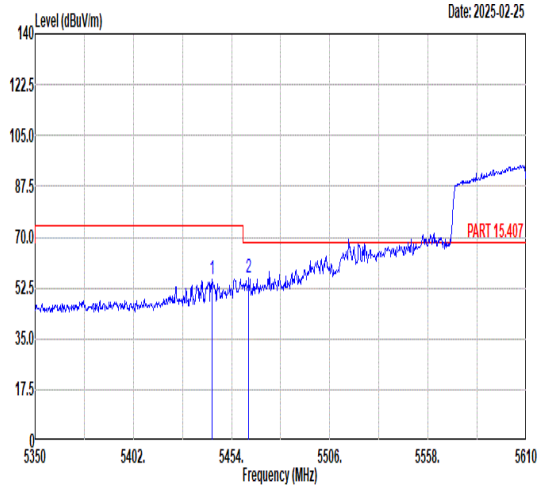 Freq Level Limit Line Margin Read Level Ant Factor Cable Loss Preamp Factor APos TPos Remark MHz dBuV/m dBuV/m dB dBuV dB/m dB dB cm deg 1 5443.60 55.58 74.00 -18.42 45.61 34.16 8.43 32.62 235 320 PEAK 2 5463.10 56.01 68.30 -12.29 46.03 34.18 8.41 32.61 235 320 PEAK	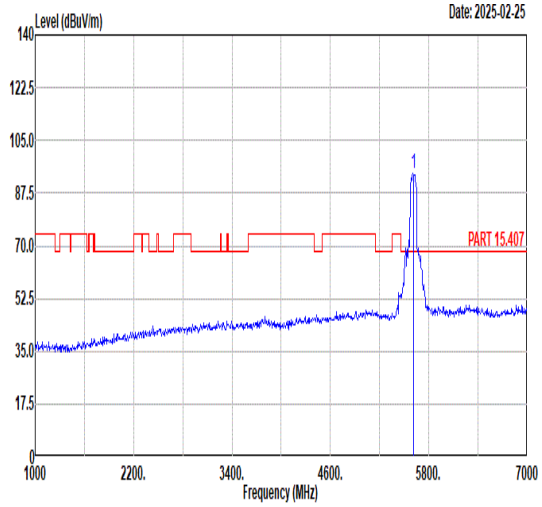 Freq Level Limit Line Margin Read Level Ant Factor Cable Loss Preamp Factor APos TPos Remark MHz dBuV/m dBuV/m dB dBuV dB/m dB dB cm deg 1 5610.00 94.08 ------ ------ 84.14 34.39 8.24 32.69 235 320 PEAK
Avg	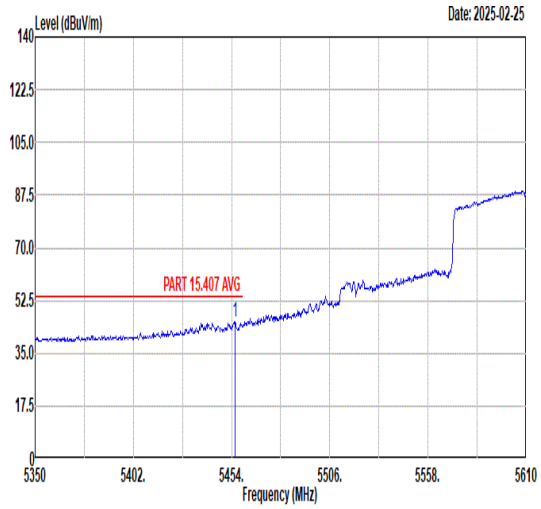 Freq Level Limit Line Margin Read Level Ant Factor Cable Loss Preamp Factor APos TPos Remark MHz dBuV/m dBuV/m dB dBuV dB/m dB dB cm deg 1 5455.82 45.69 54.00 -8.31 35.72 34.17 8.41 32.61 235 320 AVERAGE	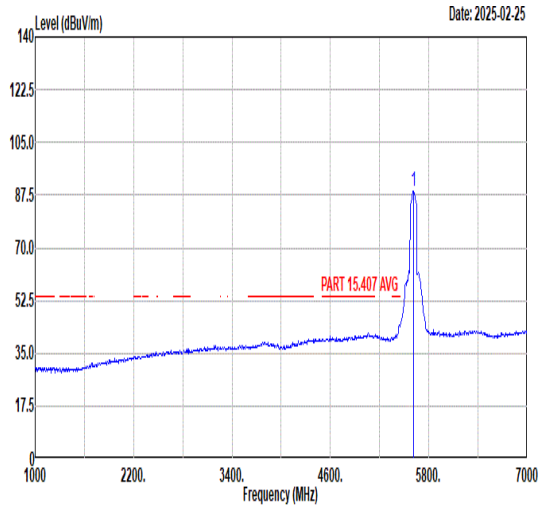 Freq Level Limit Line Margin Read Level Ant Factor Cable Loss Preamp Factor APos TPos Remark MHz dBuV/m dBuV/m dB dBuV dB/m dB dB cm deg 1 5610.00 88.64 ------ ------ 78.70 34.39 8.24 32.69 235 320 AVERAGE

Mode	28	
	Band Edge - R	
	U-NII-2C_5.47-5.725_802.11ac VHT80_CH122_5610MHz	
ANT	5	
Pol.	Vertical	Fundamental
Peak	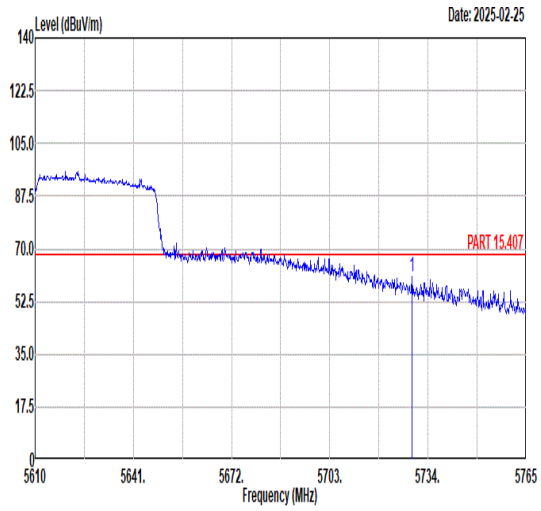 Freq Level Limit Line Margin Read Level Ant Factor Cable Loss Preamp Factor APos TPos Remark MHz dBuV/m dBuV/m dB dBuV dB/m dB dB cm deg 1 5728.89 60.73 68.30 -7.57 50.21 34.61 8.69 32.78 235 320 PEAK	Blank

Mode	29	
	Harmonic	
	U-NII-3_5.725-5.85_802.11a_CH149_5745MHz	
ANT	5	
Pol.	Horizontal	Vertical
Peak Avg	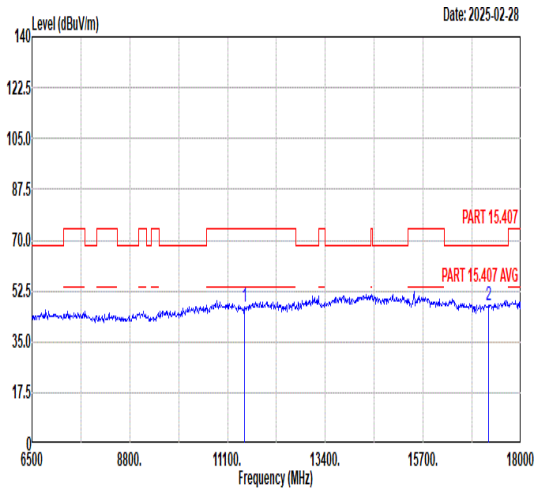 Freq Level Limit Line Margin Read Level Ant Factor Cable Loss Preamp Factor APos TPos Remark MHz dBuV/m dBuV/m dB dBuV dB/m dB dB cm deg 1 11490.00 46.90 74.00 -27.10 56.07 37.14 11.45 57.76 -- -- Peak 2 17235.00 47.66 68.30 -20.64 51.19 41.27 13.17 57.97 -- -- Peak	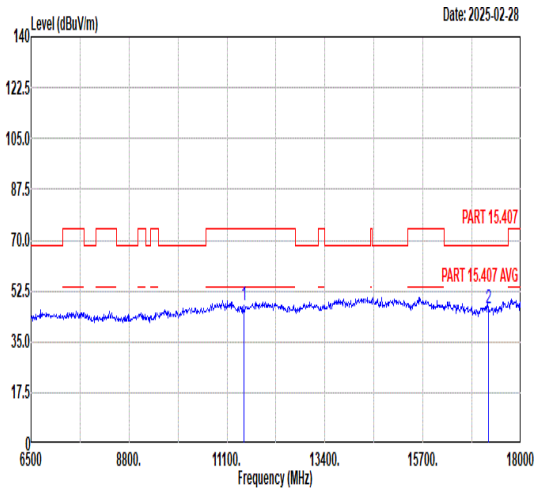 Freq Level Limit Line Margin Read Level Ant Factor Cable Loss Preamp Factor APos TPos Remark MHz dBuV/m dBuV/m dB dBuV dB/m dB dB cm deg 1 11490.00 47.60 74.00 -26.40 56.77 37.14 11.45 57.76 -- -- Peak 2 17235.00 46.49 68.30 -21.81 50.02 41.27 13.17 57.97 -- -- Peak

Mode	30	
	Harmonic	
	U-NII-3_5.725-5.85_802.11a_CH157_5785MHz	
ANT	5	
Pol.	Horizontal	Vertical
Peak Avg	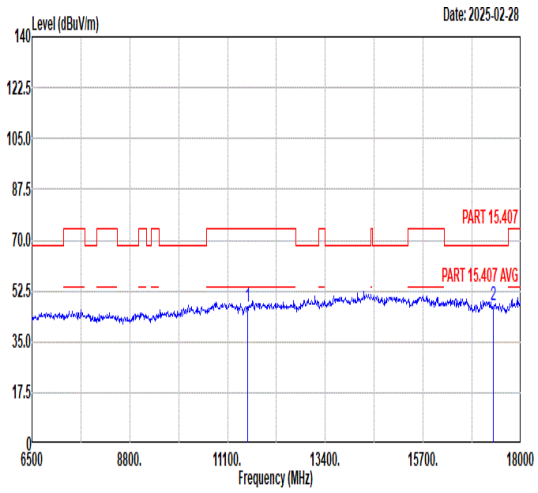 Freq Level Limit Line Margin Read Level Ant Factor Cable Loss Preamp Factor APos TPos Remark MHz dBuV/m dBuV/m dB dBuV dB/m dB dB cm deg 1 11570.00 46.97 74.00 -27.03 55.87 37.28 11.49 57.67 -- -- Peak 2 17355.00 47.45 68.30 -20.85 50.55 41.50 13.20 57.80 -- -- Peak	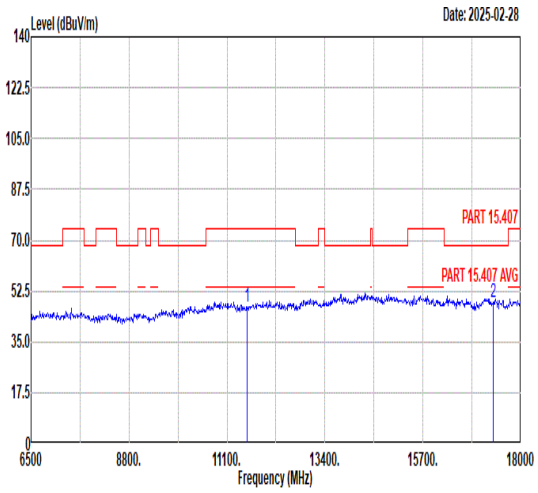 Freq Level Limit Line Margin Read Level Ant Factor Cable Loss Preamp Factor APos TPos Remark MHz dBuV/m dBuV/m dB dBuV dB/m dB dB cm deg 1 11570.00 47.25 74.00 -26.75 56.15 37.28 11.49 57.67 -- -- Peak 2 17355.00 48.57 68.30 -19.73 51.67 41.50 13.20 57.80 -- -- Peak

Mode	31	
	Harmonic	
	U-NII-3_5.725-5.85_802.11a_CH165_5825MHz	
ANT	5	
Pol.	Horizontal	Vertical
Peak Avg	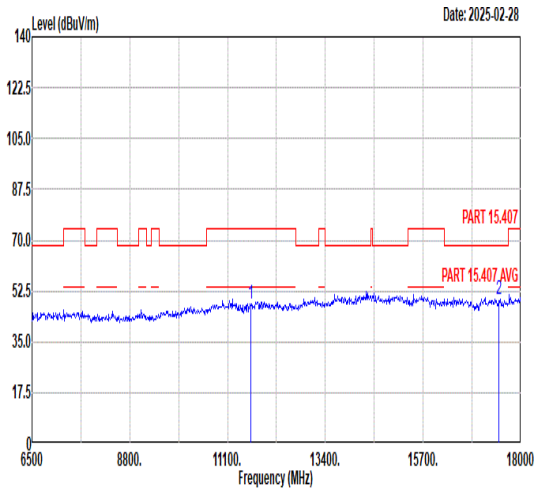 Freq Level Limit Line Margin Read Level Ant Factor Cable Loss Preamp Factor APos TPos Remark MHz dBuV/m dBuV/m dB dBuV dB/m dB dB cm deg 1 11650.00 48.02 74.00 -25.98 56.56 37.51 11.53 57.58 -- -- Peak 2 17475.00 49.45 68.30 -18.85 52.11 41.74 13.23 57.63 -- -- Peak	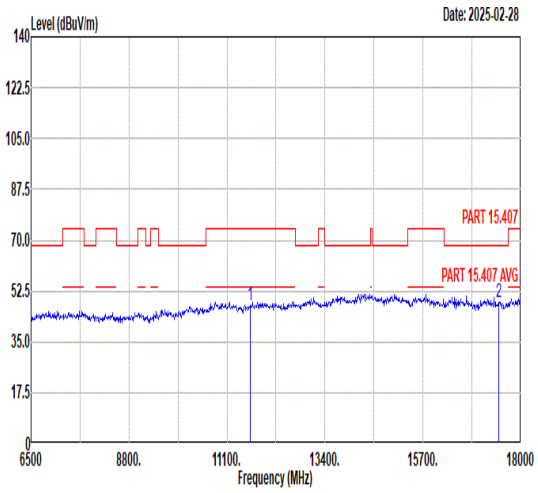 Freq Level Limit Line Margin Read Level Ant Factor Cable Loss Preamp Factor APos TPos Remark MHz dBuV/m dBuV/m dB dBuV dB/m dB dB cm deg 1 11650.00 47.67 74.00 -26.33 56.21 37.51 11.53 57.58 -- -- Peak 2 17475.00 48.79 68.30 -19.51 51.45 41.74 13.23 57.63 -- -- Peak

Mode	32	
	Band Edge	
	U-NII-3_5.725-5.85_802.11n HT20_CH149_5745MHz	
ANT	5	
Pol.	Horizontal	Fundamental
Peak	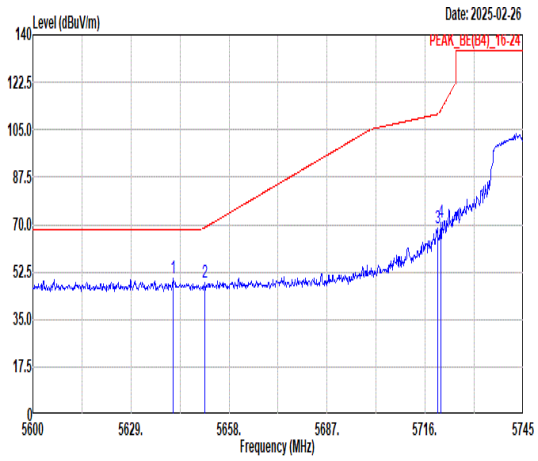 Freq Level Limit Line Margin Read Level Ant Factor Cable Loss Preamp Factor APos TPos Remark MHz dBuV/m dBuV/m dB dBuV dB/m dB dB cm deg 1 5641.47 50.18 68.30 -18.12 40.07 34.45 8.37 32.71 100 51 PEAK 2 5650.90 48.40 68.96 -20.56 38.25 34.47 8.40 32.72 100 51 PEAK 3 5719.63 68.93 110.70 -41.77 58.47 34.59 8.65 32.78 100 51 PEAK 4 5720.64 70.94 112.26 -41.32 60.47 34.59 8.66 32.78 100 51 PEAK	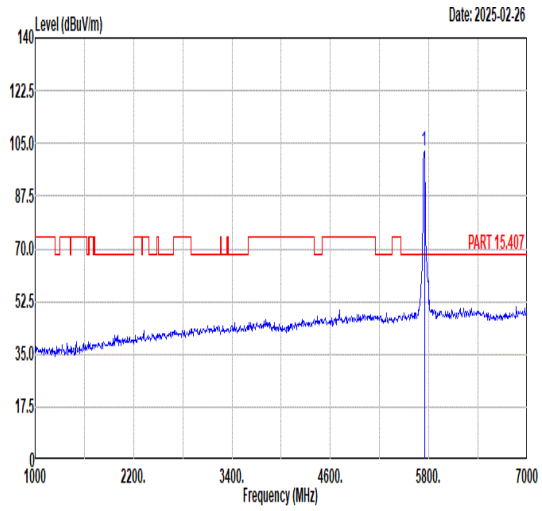 Freq Level Limit Line Margin Read Level Ant Factor Cable Loss Preamp Factor APos TPos Remark MHz dBuV/m dBuV/m dB dBuV dB/m dB dB cm deg 1 5745.00 102.54 ------ ------ 91.95 34.64 8.75 32.80 100 51 PEAK
Avg	Blank	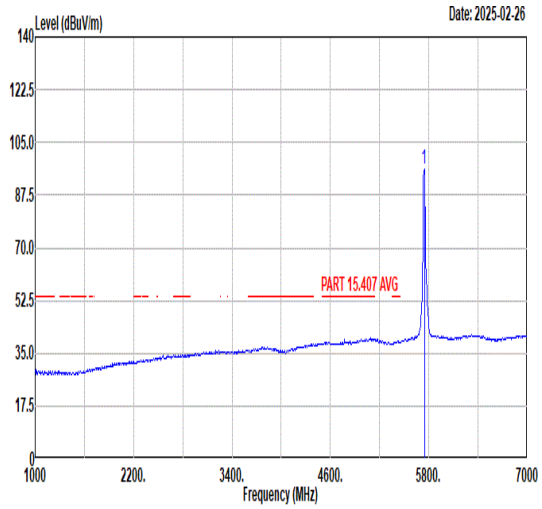 Freq Level Limit Line Margin Read Level Ant Factor Cable Loss Preamp Factor APos TPos Remark MHz dBuV/m dBuV/m dB dBuV dB/m dB dB cm deg 1 5745.00 96.03 ------ ------ 85.44 34.64 8.75 32.80 100 51 AVERAGE

Mode	32	
	Band Edge	
	U-NII-3_5.725-5.85_802.11n HT20_CH149_5745MHz	
ANT	5	
Pol.	Vertical	Fundamental
Peak	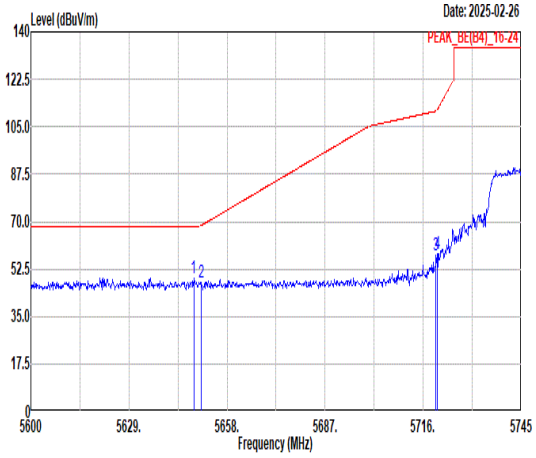 Freq Level Limit Line Margin Read Level Ant Factor Cable Loss Preamp Factor APos TPos Remark MHz dBuV/m dBuV/m dB dBuV dB/m dB dB cm deg 1 5648.14 49.33 68.30 -18.97 39.20 34.46 8.39 32.72 400 39 PEAK 2 5650.32 47.43 68.53 -21.10 37.28 34.47 8.40 32.72 400 39 PEAK 3 5719.77 57.76 110.74 -52.98 47.30 34.59 8.65 32.78 400 39 PEAK 4 5720.21 58.14 111.27 -53.13 47.67 34.59 8.66 32.78 400 39 PEAK	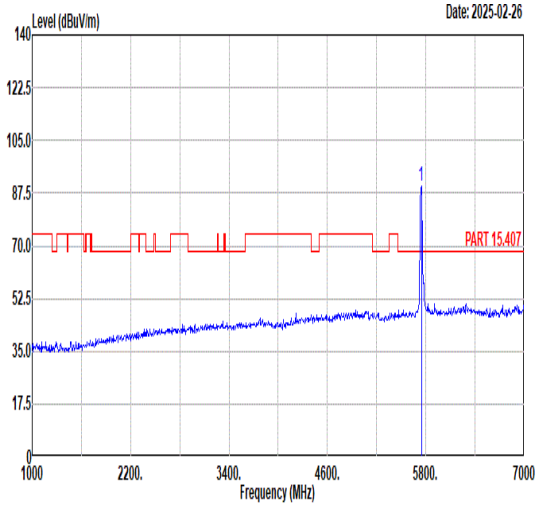 Freq Level Limit Line Margin Read Level Ant Factor Cable Loss Preamp Factor APos TPos Remark MHz dBuV/m dBuV/m dB dBuV dB/m dB dB cm deg 1 5745.00 89.86 ------ ------ 79.27 34.64 8.75 32.80 400 39 PEAK
Avg	Blank	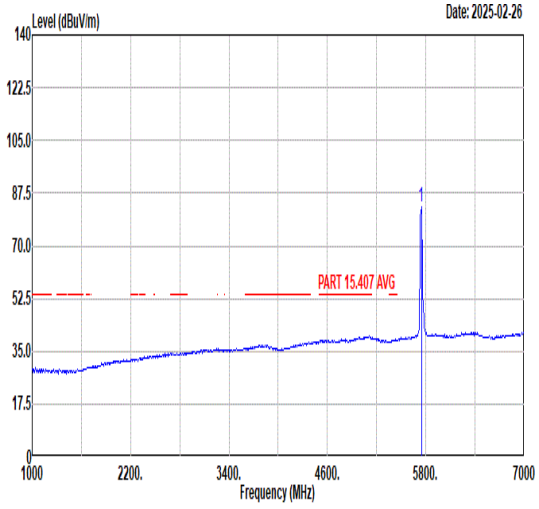 Freq Level Limit Line Margin Read Level Ant Factor Cable Loss Preamp Factor APos TPos Remark MHz dBuV/m dBuV/m dB dBuV dB/m dB dB cm deg 1 5745.00 83.16 ------ ------ 72.57 34.64 8.75 32.80 400 39 AVERAGE

Mode	32	
	Harmonic	
	U-NII-3_5.725-5.85_802.11n HT20_CH149_5745MHz	
ANT	5	
Pol.	Horizontal	Vertical
Peak Avg	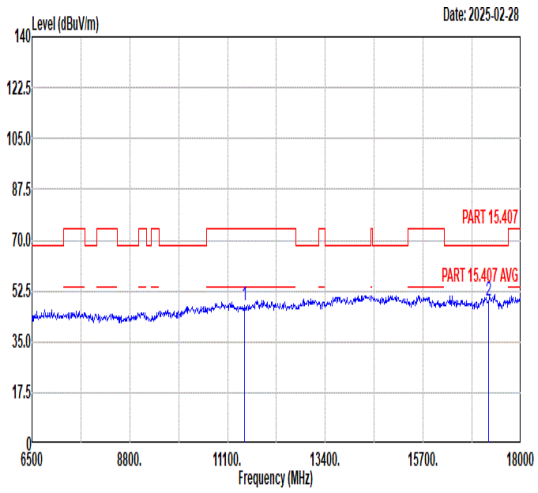 Freq Level Limit Line Margin Read Level Ant Factor Cable Loss Preamp Factor APos TPos Remark MHz dBuV/m dBuV/m dB dBuV dB/m dB dB cm deg 1 11490.00 47.55 74.00 -26.45 56.72 37.14 11.45 57.76 -- -- Peak 2 17235.00 48.95 68.30 -19.35 52.48 41.27 13.17 57.97 -- -- Peak	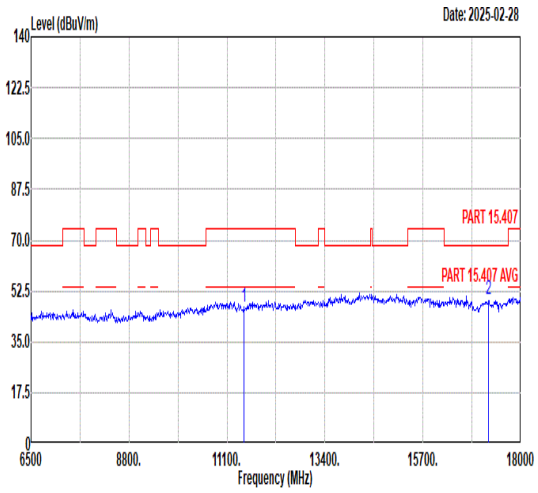 Freq Level Limit Line Margin Read Level Ant Factor Cable Loss Preamp Factor APos TPos Remark MHz dBuV/m dBuV/m dB dBuV dB/m dB dB cm deg 1 11490.00 46.85 74.00 -27.15 56.02 37.14 11.45 57.76 -- -- Peak 2 17235.00 49.71 68.30 -18.59 53.24 41.27 13.17 57.97 -- -- Peak

Mode	33	
	Band Edge - L	
	U-NII-3_5.725-5.85_802.11n HT20_CH157_5785MHz	
ANT	5	
Pol.	Horizontal	Fundamental
Peak	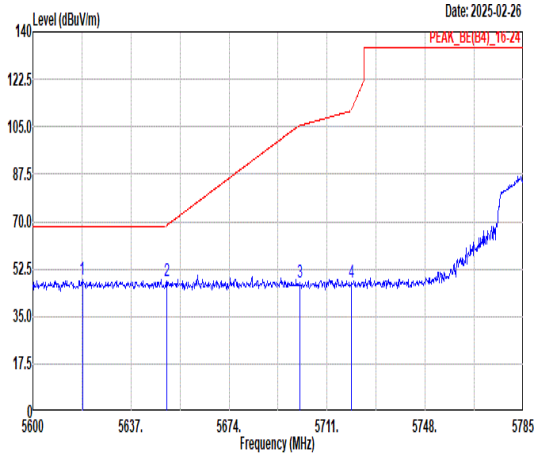 Freq Level Limit Line Margin Read Level Ant Factor Cable Loss Preamp Factor APos TPos Remark MHz dBuV/m dBuV/m dB dBuV dB/m dB dB cm deg 1 5618.69 48.43 68.30 -19.87 38.44 34.41 8.28 32.70 400 314 PEAK 2 5650.51 47.96 68.67 -20.71 37.81 34.47 8.40 32.72 400 314 PEAK 3 5700.83 47.53 105.43 -57.90 37.15 34.56 8.58 32.76 400 314 PEAK 4 5720.25 47.64 111.37 -63.73 37.17 34.59 8.66 32.78 400 314 PEAK	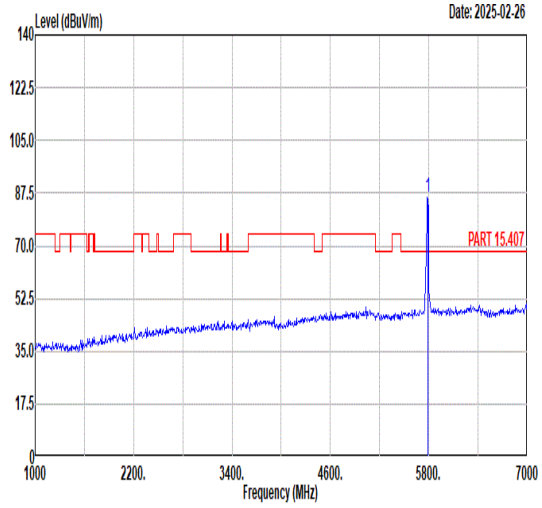 Freq Level Limit Line Margin Read Level Ant Factor Cable Loss Preamp Factor APos TPos Remark MHz dBuV/m dBuV/m dB dBuV dB/m dB dB cm deg 1 5785.00 85.96 ------ ------ 75.19 34.71 8.88 32.82 400 314 PEAK
Avg	Blank	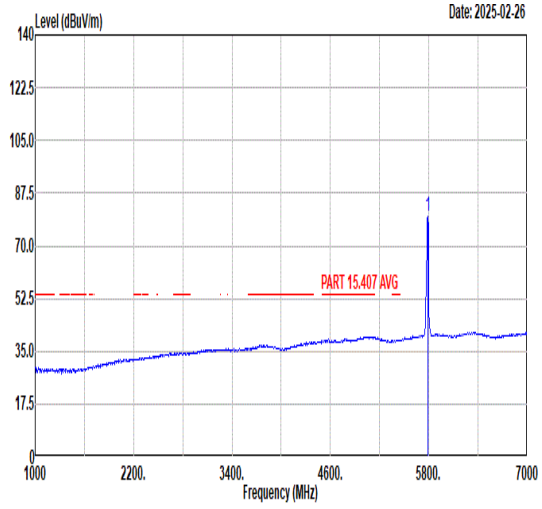 Freq Level Limit Line Margin Read Level Ant Factor Cable Loss Preamp Factor APos TPos Remark MHz dBuV/m dBuV/m dB dBuV dB/m dB dB cm deg 1 5785.00 79.74 ------ ------ 68.94 34.72 8.91 32.83 400 314 AVERAGE

Mode	33	
	Band Edge - R	
	U-NII-3_5.725-5.85_802.11n HT20_CH157_5785MHz	
ANT	5	
Pol.	Horizontal	Fundamental
Peak	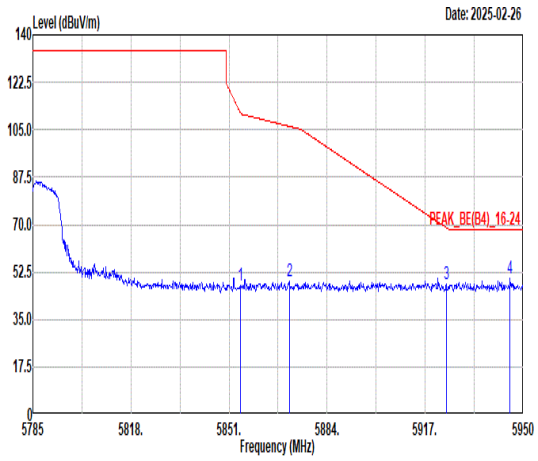 Freq Level Limit Line Margin Read Level Ant Factor Cable Loss Preamp Factor APos TPos Remark MHz dBuV/m dBuV/m dB dBuV dB/m dB dB cm deg 1 5854.80 47.68 111.27 -63.59 36.85 34.84 8.87 32.88 400 314 PEAK 2 5871.30 48.98 106.24 -57.26 38.15 34.87 8.85 32.89 400 314 PEAK 3 5924.10 47.90 68.87 -20.97 37.07 34.97 8.79 32.93 400 314 PEAK 4 5945.55 50.04 68.30 -18.26 39.23 35.00 8.76 32.95 400 314 PEAK	Blank

Mode	33	
	Band Edge - L	
	U-NII-3_5.725-5.85_802.11n HT20_CH157_5785MHz	
ANT	5	
Pol.	Vertical	Fundamental
Peak	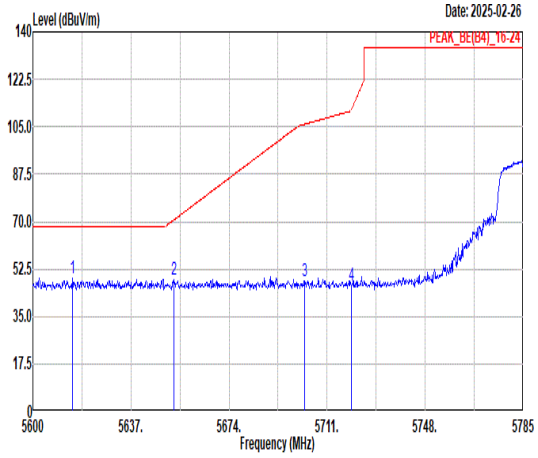 Freq Level Limit Line Margin Read Level Ant Factor Cable Loss Preamp Factor APos TPos Remark MHz dBuV/m dBuV/m dB dBuV dB/m dB dB cm deg 1 5614.99 49.30 68.30 -19.00 39.32 34.40 8.27 32.69 384 0 PEAK 2 5653.10 48.72 70.59 -21.87 38.56 34.47 8.41 32.72 384 0 PEAK 3 5702.49 48.11 105.90 -57.79 37.72 34.56 8.59 32.76 384 0 PEAK 4 5720.07 46.48 110.95 -64.47 36.01 34.59 8.66 32.78 384 0 PEAK	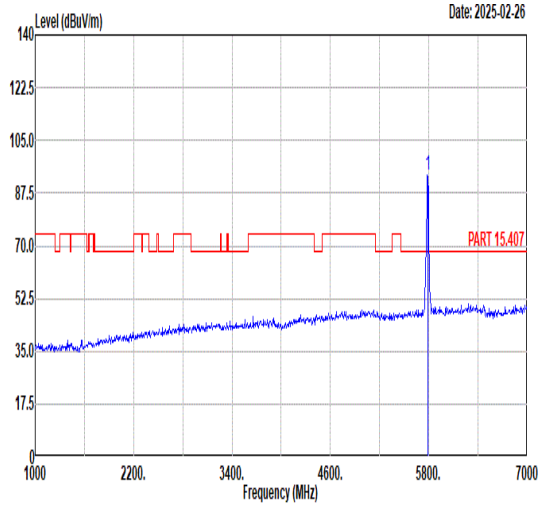 Freq Level Limit Line Margin Read Level Ant Factor Cable Loss Preamp Factor APos TPos Remark MHz dBuV/m dBuV/m dB dBuV dB/m dB dB cm deg 1 5785.00 93.31 ------ ------ 82.54 34.71 8.88 32.82 384 0 PEAK
Avg	Blank	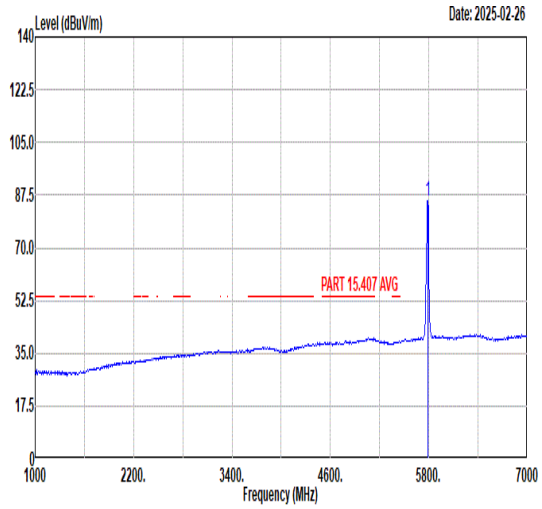 Freq Level Limit Line Margin Read Level Ant Factor Cable Loss Preamp Factor APos TPos Remark MHz dBuV/m dBuV/m dB dBuV dB/m dB dB cm deg 1 5785.00 85.58 ------ ------ 74.78 34.72 8.91 32.83 384 0 AVERAGE

Mode	33	
	Band Edge - R	
	U-NII-3_5.725-5.85_802.11n HT20_CH157_5785MHz	
ANT	5	
Pol.	Vertical	Fundamental
Peak	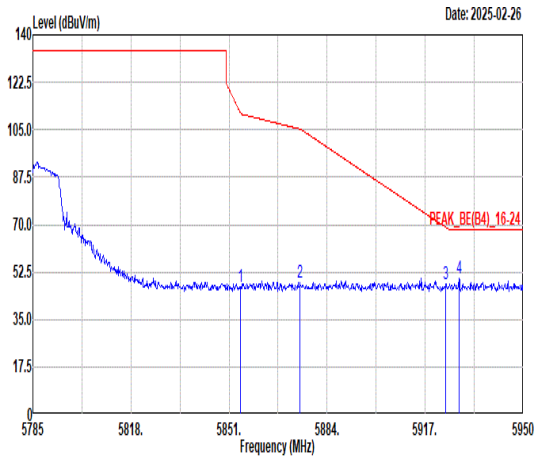 Freq Level Limit Line Margin Read Level Ant Factor Cable Loss Preamp Factor APos TPos Remark MHz dBuV/m dBuV/m dB dBuV dB/m dB dB cm deg 1 5854.96 46.90 110.89 -63.99 36.07 34.84 8.87 32.88 384 0 PEAK 2 5874.93 48.43 105.22 -56.79 37.59 34.88 8.85 32.89 384 0 PEAK 3 5923.93 48.26 68.99 -20.73 37.44 34.96 8.79 32.93 384 0 PEAK 4 5928.39 50.09 68.30 -18.21 39.27 34.97 8.79 32.94 384 0 PEAK	Blank

Mode	33	
	Harmonic	
	U-NII-3_5.725-5.85_802.11n HT20_CH157_5785MHz	
ANT	5	
Pol.	Horizontal	Vertical
Peak Avg	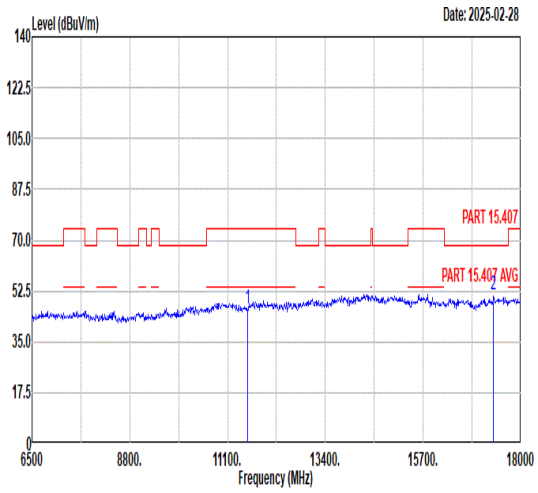 Freq Level Limit Line Margin Read Level Ant Factor Cable Loss Preamp Factor APos TPos Remark MHz dBuV/m dBuV/m dB dBuV dB/m dB dB cm deg 1 11570.00 46.60 74.00 -27.40 55.50 37.28 11.49 57.67 -- -- Peak 2 17355.00 51.04 68.30 -17.26 54.14 41.50 13.20 57.80 -- -- Peak	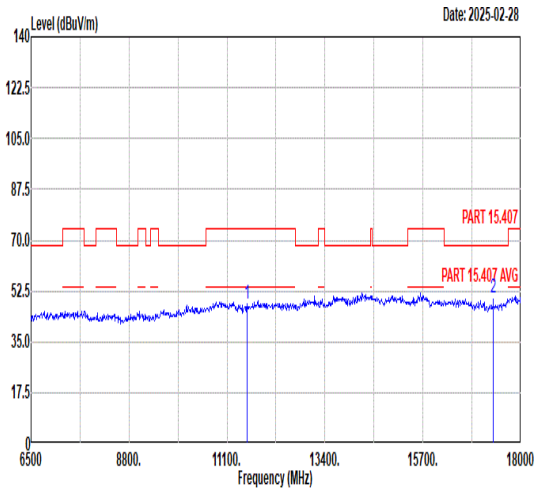 Freq Level Limit Line Margin Read Level Ant Factor Cable Loss Preamp Factor APos TPos Remark MHz dBuV/m dBuV/m dB dBuV dB/m dB dB cm deg 1 11570.00 48.34 74.00 -25.66 57.24 37.28 11.49 57.67 -- -- Peak 2 17355.00 50.07 68.30 -18.23 53.17 41.50 13.20 57.80 -- -- Peak

Mode	34	
	Band Edge	
	U-NII-3_5.725-5.85_802.11n HT20_CH165_5825MHz	
ANT	5	
Pol.	Horizontal	Fundamental
Peak	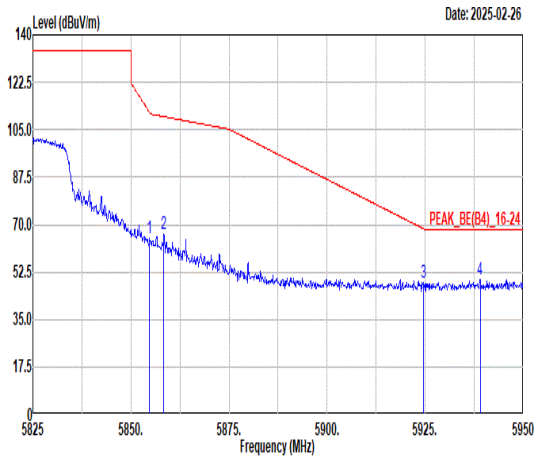 Freq Level Limit Line Margin Read Level Ant Factor Cable Loss Preamp Factor APos TPos Remark MHz dBuV/m dBuV/m dB dBuV dB/m dB dB cm deg 1 5854.75 65.11 111.37 -46.26 54.28 34.84 8.87 32.88 100 74 PEAK 2 5858.38 66.35 109.85 -43.50 55.51 34.85 8.87 32.88 100 74 PEAK 3 5924.50 48.63 68.57 -19.94 37.80 34.97 8.79 32.93 100 74 PEAK 4 5939.00 49.86 68.30 -18.44 39.04 34.99 8.77 32.94 100 74 PEAK	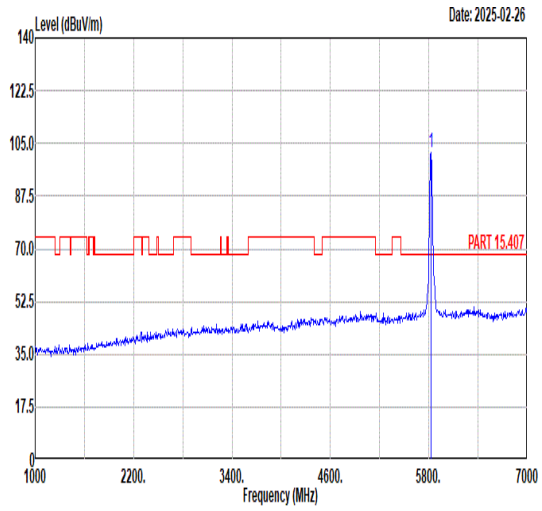 Freq Level Limit Line Margin Read Level Ant Factor Cable Loss Preamp Factor APos TPos Remark MHz dBuV/m dBuV/m dB dBuV dB/m dB dB cm deg 1 5825.00 102.00 ------ ------ 91.17 34.78 8.91 32.86 100 74 PEAK
Avg	Blank	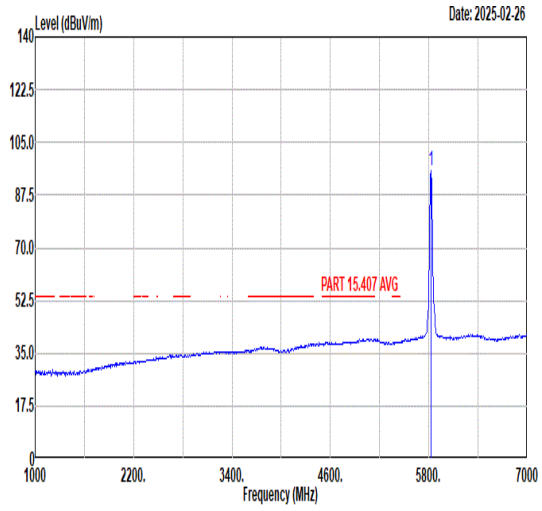 Freq Level Limit Line Margin Read Level Ant Factor Cable Loss Preamp Factor APos TPos Remark MHz dBuV/m dBuV/m dB dBuV dB/m dB dB cm deg 1 5825.00 95.46 ------ ------ 84.63 34.78 8.91 32.86 100 74 AVERAGE

Mode	34	
	Band Edge	
	U-NII-3_5.725-5.85_802.11n HT20_CH165_5825MHz	
ANT	5	
Pol.	Vertical	Fundamental
Peak	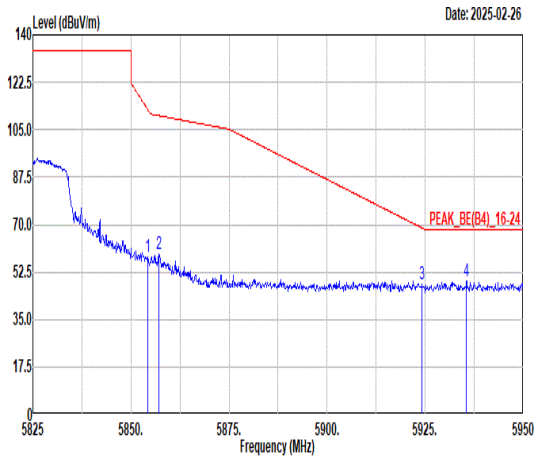 Freq Level Limit Line Margin Read Level Ant Factor Cable Loss Preamp Factor APos TPos Remark MHz dBuV/m dBuV/m dB dBuV dB/m dB dB cm deg 1 5854.38 58.02 112.22 -54.20 47.19 34.84 8.87 32.88 100 183 PEAK 2 5857.13 59.25 110.20 -50.95 48.42 34.84 8.87 32.88 100 183 PEAK 3 5924.25 47.83 68.75 -20.92 37.00 34.97 8.79 32.93 100 183 PEAK 4 5935.50 49.10 68.30 -19.20 38.27 34.99 8.78 32.94 100 183 PEAK	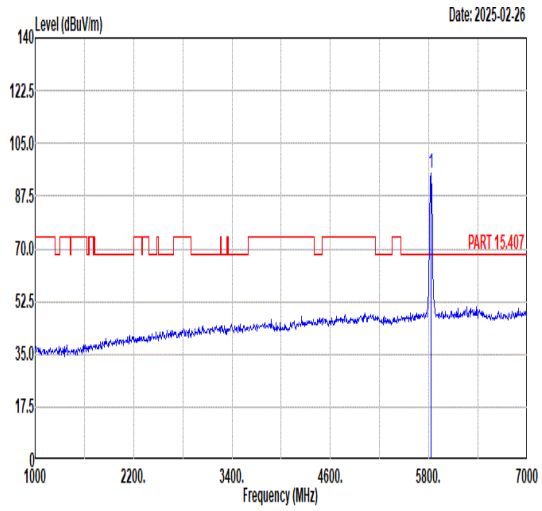 Freq Level Limit Line Margin Read Level Ant Factor Cable Loss Preamp Factor APos TPos Remark MHz dBuV/m dBuV/m dB dBuV dB/m dB dB cm deg 1 5825.00 95.15 ------ ------ 84.32 34.78 8.91 32.86 100 183 PEAK
Avg	Blank	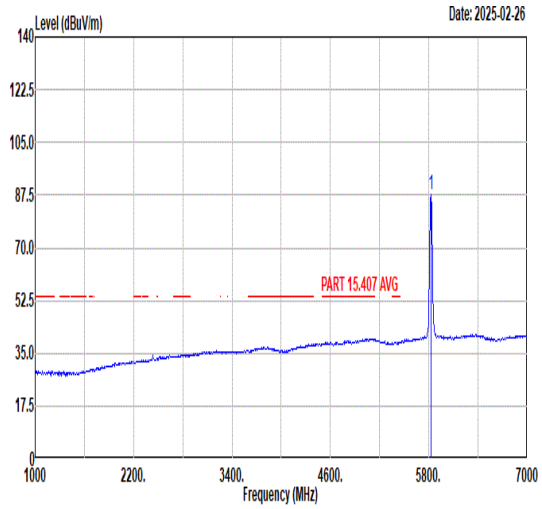 Freq Level Limit Line Margin Read Level Ant Factor Cable Loss Preamp Factor APos TPos Remark MHz dBuV/m dBuV/m dB dBuV dB/m dB dB cm deg 1 5825.00 87.86 ------ ------ 77.03 34.78 8.91 32.86 100 183 AVERAGE

Mode	34	
	Harmonic	
	U-NII-3_5.725-5.85_802.11n HT20_CH165_5825MHz	
ANT	5	
Pol.	Horizontal	Vertical
Peak Avg	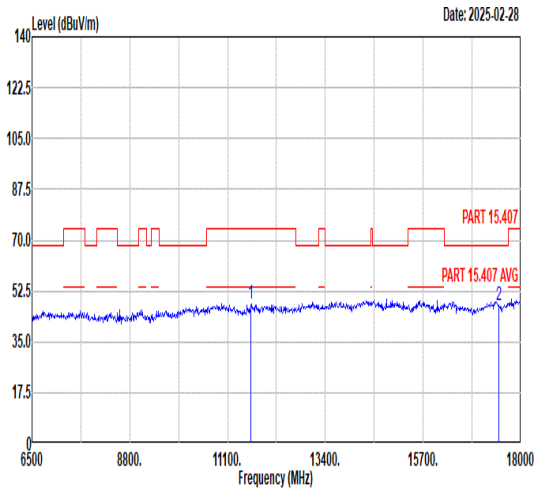 Freq Level Limit Line Margin Read Level Ant Factor Cable Loss Preamp Factor APos TPos Remark MHz dBuV/m dBuV/m dB dBuV dB/m dB dB cm deg 1 11650.00 48.01 74.00 -25.99 56.55 37.51 11.53 57.58 -- -- Peak 2 17475.00 47.71 68.30 -20.59 50.37 41.74 13.23 57.63 -- -- Peak	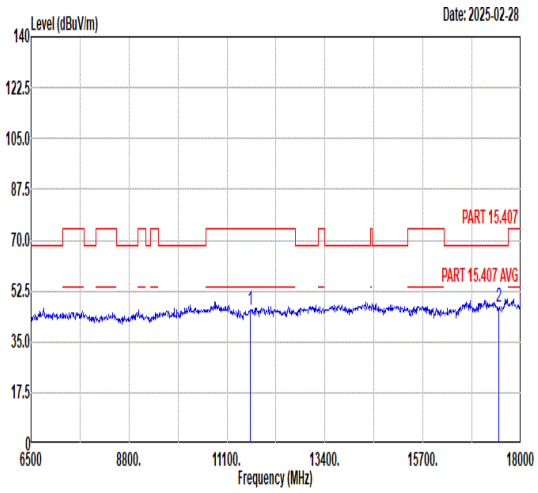 Freq Level Limit Line Margin Read Level Ant Factor Cable Loss Preamp Factor APos TPos Remark MHz dBuV/m dBuV/m dB dBuV dB/m dB dB cm deg 1 11650.00 45.99 74.00 -28.01 54.53 37.51 11.53 57.58 -- -- Peak 2 17475.00 46.85 68.30 -21.45 49.51 41.74 13.23 57.63 -- -- Peak

Mode	35	
	Band Edge - L	
	U-NII-3_5.725-5.85_802.11n HT40_CH151_5755MHz	
ANT	5	
Pol.	Horizontal	Fundamental
Peak	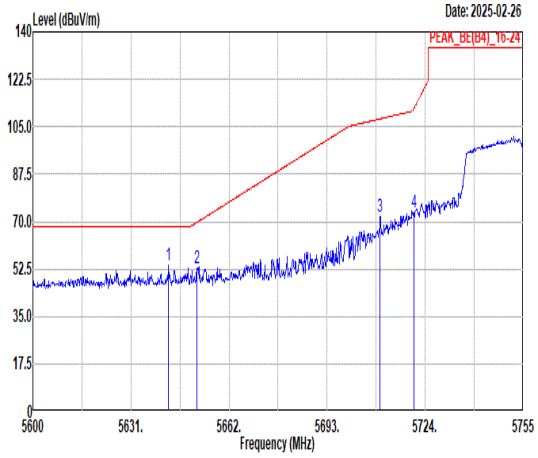 Freq Level Limit Line Margin Read Level Ant Factor Cable Loss Preamp Factor APos TPos Remark MHz dBuV/m dBuV/m dB dBuV dB/m dB dB cm deg 1 5642.94 53.95 68.30 -14.35 43.85 34.45 8.37 32.72 102 56 PEAK 2 5651.77 53.09 69.61 -16.52 42.94 34.47 8.40 32.72 102 56 PEAK 3 5709.74 71.76 107.93 -36.17 61.34 34.57 8.62 32.77 102 56 PEAK 4 5720.44 73.22 111.79 -38.57 62.75 34.59 8.66 32.78 102 56 PEAK	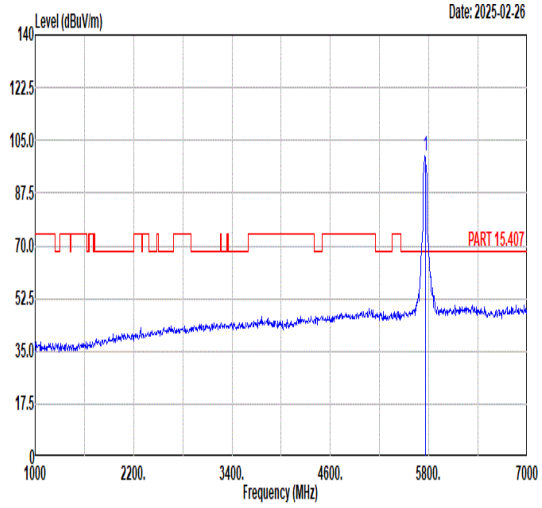 Freq Level Limit Line Margin Read Level Ant Factor Cable Loss Preamp Factor APos TPos Remark MHz dBuV/m dBuV/m dB dBuV dB/m dB dB cm deg 1 5755.00 99.89 ------ ------ 89.27 34.65 8.77 32.80 102 56 PEAK
Avg	Blank	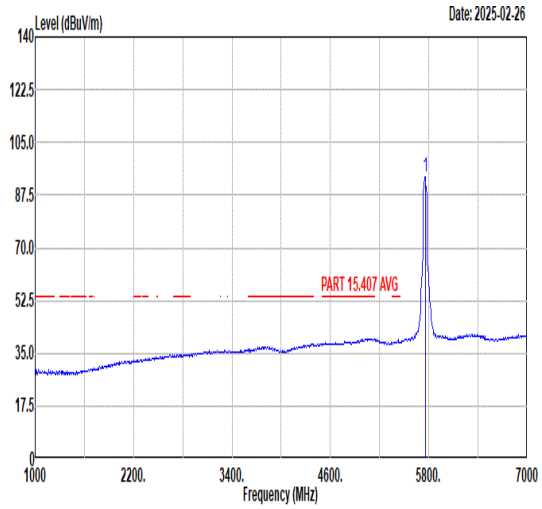 Freq Level Limit Line Margin Read Level Ant Factor Cable Loss Preamp Factor APos TPos Remark MHz dBuV/m dBuV/m dB dBuV dB/m dB dB cm deg 1 5755.00 93.51 ------ ------ 82.89 34.65 8.77 32.80 102 56 AVERAGE

Mode	35	
	Band Edge - R	
	U-NII-3_5.725-5.85_802.11n HT40_CH151_5755MHz	
ANT	5	
Pol.	Horizontal	Fundamental
Peak	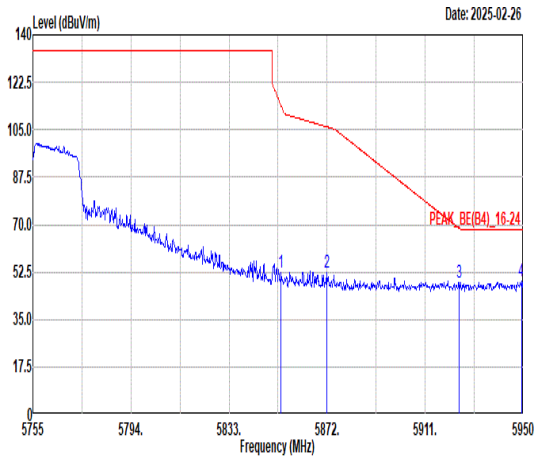 Freq Level Limit Line Margin Read Level Ant Factor Cable Loss Preamp Factor APos TPos Remark MHz dBuV/m dBuV/m dB dBuV dB/m dB dB cm deg 1 5853.67 52.49 113.83 -61.34 41.66 34.84 8.87 32.88 102 56 PEAK 2 5871.81 52.46 106.09 -53.63 41.63 34.87 8.85 32.89 102 56 PEAK 3 5924.46 48.36 68.60 -20.24 37.53 34.97 8.79 32.93 102 56 PEAK 4 5949.22 49.28 68.30 -19.02 38.46 35.01 8.76 32.95 102 56 PEAK	Blank

Mode	35
	Band Edge - L
	U-NII-3_5.725-5.85_802.11n HT40_CH151_5755MHz
ANT	5

Pol.	Vertical	Fundamental
Peak	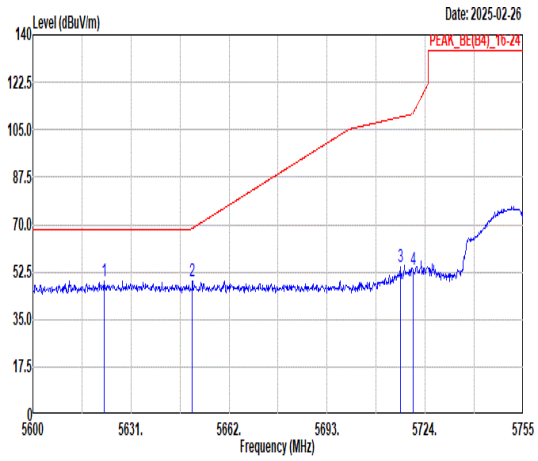 Freq Level Limit Line Margin Read Level Ant Factor Cable Loss Preamp Factor APos TPos Remark MHz dBuV/m dBuV/m dB dBuV dB/m dB dB cm deg 1 5622.63 49.38 68.30 -18.92 39.37 34.41 8.30 32.70 100 44 PEAK 2 5650.38 48.98 68.58 -19.60 38.83 34.47 8.40 32.72 100 44 PEAK 3 5716.10 54.58 109.71 -55.13 44.12 34.59 8.64 32.77 100 44 PEAK 4 5720.13 53.49 111.09 -57.60 43.02 34.59 8.66 32.78 100 44 PEAK	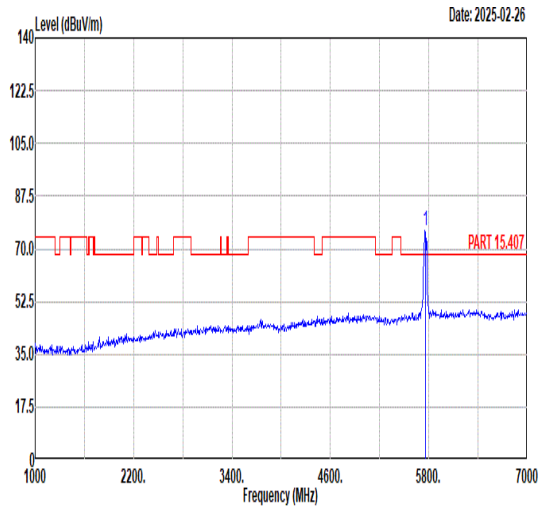 Freq Level Limit Line Margin Read Level Ant Factor Cable Loss Preamp Factor APos TPos Remark MHz dBuV/m dBuV/m dB dBuV dB/m dB dB cm deg 1 5755.00 76.02 ------ ------ 65.43 34.64 8.75 32.80 100 44 PEAK
Avg	Blank	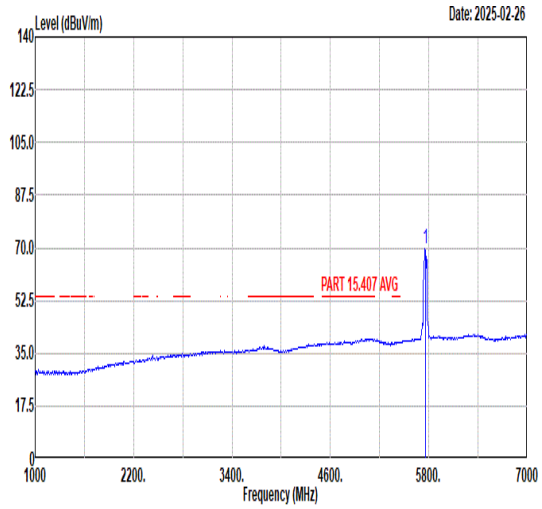 Freq Level Limit Line Margin Read Level Ant Factor Cable Loss Preamp Factor APos TPos Remark MHz dBuV/m dBuV/m dB dBuV dB/m dB dB cm deg 1 5755.00 69.52 ------ ------ 58.90 34.65 8.77 32.80 100 44 AVERAGE

Mode	35	
	Band Edge - R	
	U-NII-3_5.725-5.85_802.11n HT40_CH151_5755MHz	
ANT	5	
Pol.	Vertical	Fundamental
Peak	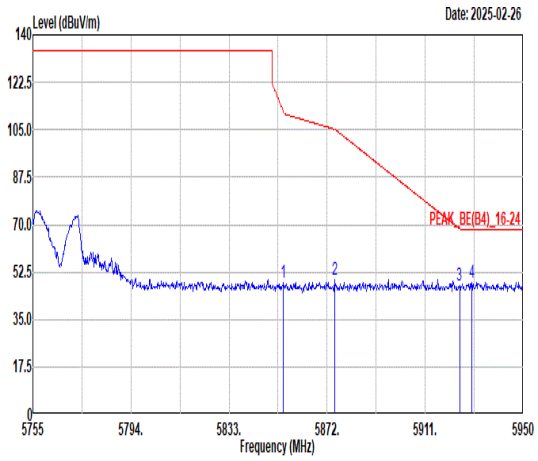 Freq Level Limit Line Margin Read Level Ant Factor Cable Loss Preamp Factor APos TPos Remark MHz dBuV/m dBuV/m dB dBuV dB/m dB dB cm deg 1 5854.65 48.41 111.61 -63.20 37.58 34.84 8.87 32.88 100 44 PEAK 2 5874.93 49.76 105.22 -55.46 38.92 34.88 8.85 32.89 100 44 PEAK 3 5924.65 47.59 68.46 -20.87 36.76 34.97 8.79 32.93 100 44 PEAK 4 5929.53 48.76 68.30 -19.54 37.95 34.97 8.78 32.94 100 44 PEAK	Blank

Mode	36	
	Band Edge - L	
	U-NII-3_5.725-5.85_802.11n HT40_CH159_5795MHz	
ANT	5	
Pol.	Horizontal	Fundamental
Peak	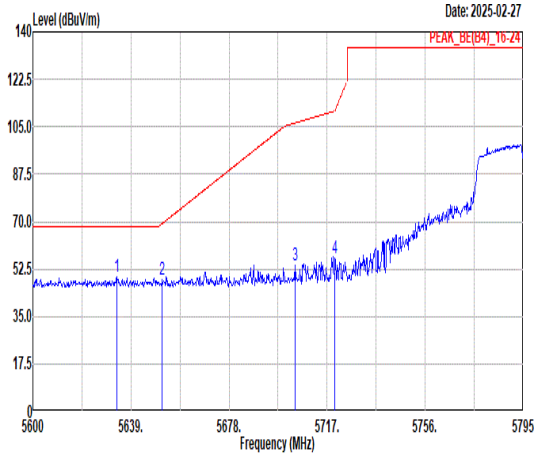 Freq Level Limit Line Margin Read Level Ant Factor Cable Loss Preamp Factor APos TPos Remark MHz dBuV/m dBuV/m dB dBuV dB/m dB dB cm deg 1 5633.35 49.46 68.30 -18.84 39.40 34.43 8.34 32.71 200 64 PEAK 2 5651.48 48.64 69.40 -20.76 38.49 34.47 8.40 32.72 200 64 PEAK 3 5704.13 53.68 106.36 -52.68 43.28 34.56 8.60 32.76 200 64 PEAK 4 5720.12 56.39 111.07 -54.68 45.92 34.59 8.66 32.78 200 64 PEAK	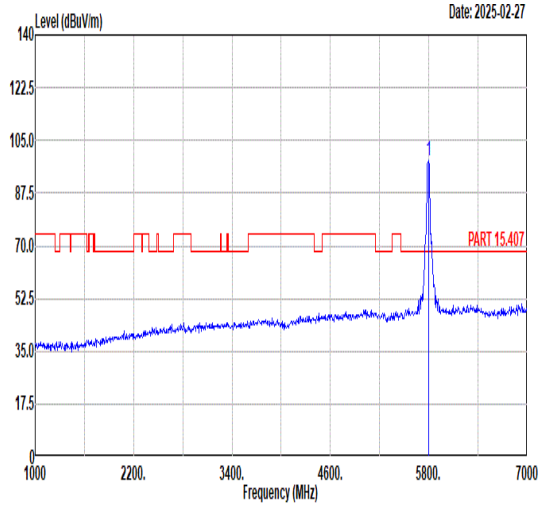 Freq Level Limit Line Margin Read Level Ant Factor Cable Loss Preamp Factor APos TPos Remark MHz dBuV/m dBuV/m dB dBuV dB/m dB dB cm deg 1 5795.00 98.11 ------ ------ 87.28 34.73 8.93 32.83 200 64 PEAK
Avg	Blank	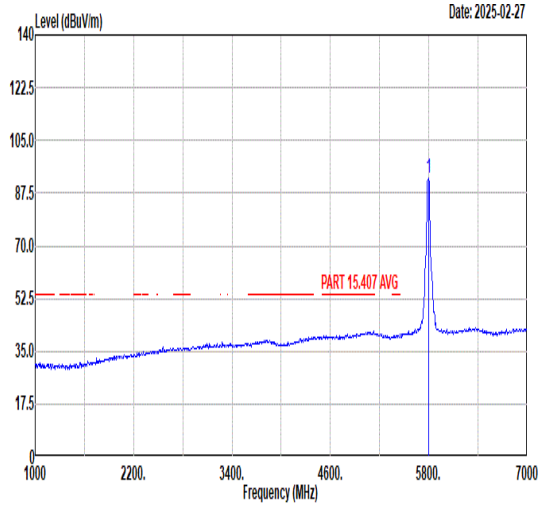 Freq Level Limit Line Margin Read Level Ant Factor Cable Loss Preamp Factor APos TPos Remark MHz dBuV/m dBuV/m dB dBuV dB/m dB dB cm deg 1 5795.00 92.46 ------ ------ 81.63 34.73 8.93 32.83 200 64 AVERAGE

Mode	36	
	Band Edge - R	
	U-NII-3_5.725-5.85_802.11n HT40_CH159_5795MHz	
ANT	5	
Pol.	Horizontal	Fundamental
Peak	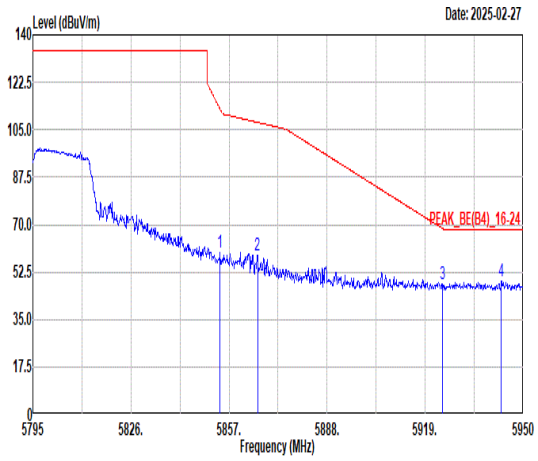 Freq Level Limit Line Margin Read Level Ant Factor Cable Loss Preamp Factor APos TPos Remark MHz dBuV/m dBuV/m dB dBuV dB/m dB dB cm deg 1 5854.21 59.79 112.60 -52.81 48.96 34.84 8.87 32.88 200 64 PEAK 2 5865.99 58.86 107.72 -48.86 48.03 34.86 8.86 32.89 200 64 PEAK 3 5924.58 47.82 68.51 -20.69 36.99 34.97 8.79 32.93 200 64 PEAK 4 5943.03 49.36 68.30 -18.94 38.54 35.00 8.77 32.95 200 64 PEAK	Blank

Mode	36	
	Band Edge - L	
	U-NII-3_5.725-5.85_802.11n HT40_CH159_5795MHz	
ANT	5	
Pol.	Vertical	Fundamental
Peak	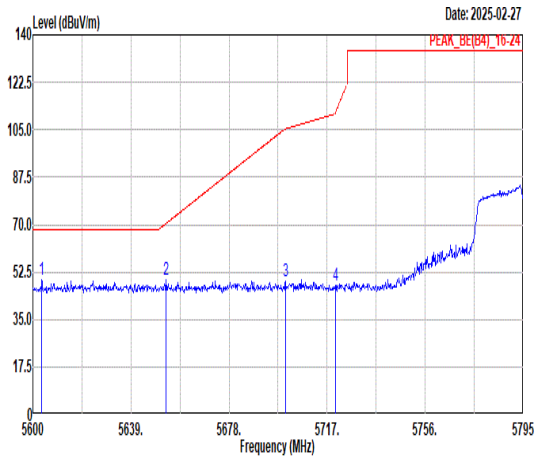 Freq Level Limit Line Margin Read Level Ant Factor Cable Loss Preamp Factor APos TPos Remark MHz dBuV/m dBuV/m dB dBuV dB/m dB dB cm deg 1 5603.51 49.43 68.30 -18.87 39.51 34.38 8.23 32.69 185 360 PEAK 2 5652.85 49.58 70.41 -20.83 39.42 34.47 8.41 32.72 185 360 PEAK 3 5700.43 49.13 105.32 -56.19 38.75 34.56 8.58 32.76 185 360 PEAK 4 5720.32 47.40 111.52 -64.12 36.93 34.59 8.66 32.78 185 360 PEAK	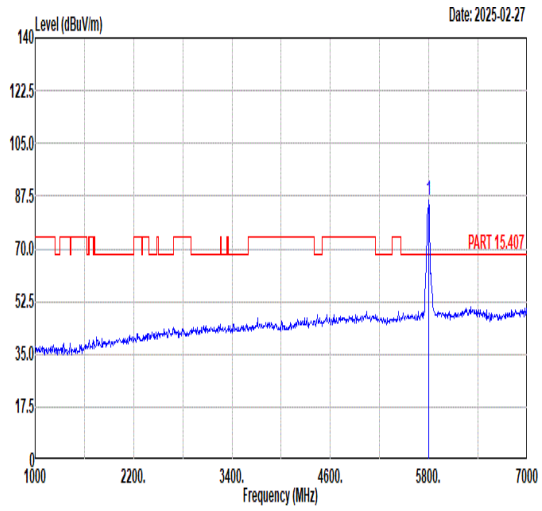 Freq Level Limit Line Margin Read Level Ant Factor Cable Loss Preamp Factor APos TPos Remark MHz dBuV/m dBuV/m dB dBuV dB/m dB dB cm deg 1 5795.00 86.23 ------ ------ 75.39 34.74 8.94 32.84 185 360 PEAK
Avg	Blank	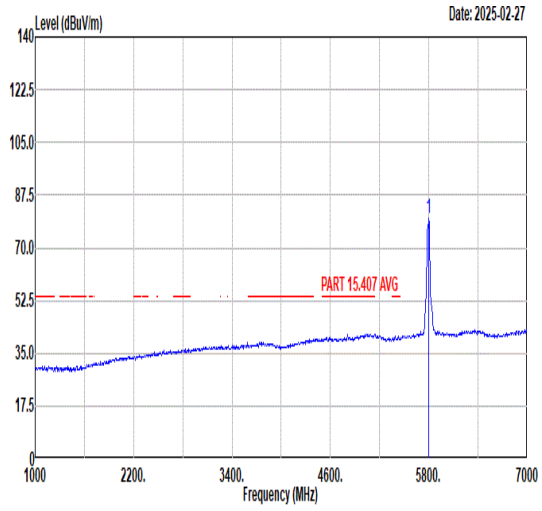 Freq Level Limit Line Margin Read Level Ant Factor Cable Loss Preamp Factor APos TPos Remark MHz dBuV/m dBuV/m dB dBuV dB/m dB dB cm deg 1 5795.00 79.73 ------ ------ 68.89 34.74 8.94 32.84 185 360 AVERAGE

Mode	36	
	Band Edge - R	
	U-NII-3_5.725-5.85_802.11n HT40_CH159_5795MHz	
ANT	5	
Pol.	Vertical	Fundamental
Peak	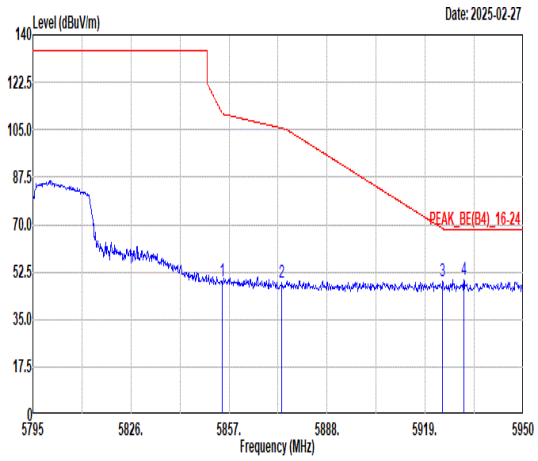 Freq Level Limit Line Margin Read Level Ant Factor Cable Loss Preamp Factor APos TPos Remark MHz dBuV/m dBuV/m dB dBuV dB/m dB dB cm deg 1 5854.83 49.32 111.19 -61.87 38.49 34.84 8.87 32.88 185 360 PEAK 2 5873.74 48.77 105.55 -56.78 37.94 34.87 8.85 32.89 185 360 PEAK 3 5924.58 49.27 68.51 -19.24 38.44 34.97 8.79 32.93 185 360 PEAK 4 5931.25 49.71 68.30 -18.59 38.89 34.98 8.78 32.94 185 360 PEAK	Blank

Mode	37	
	Band Edge - L	
	U-NII-3_5.725-5.85_802.11ac VHT80_CH155_5775MHz	
ANT	5	
Pol.	Horizontal	Fundamental
Peak	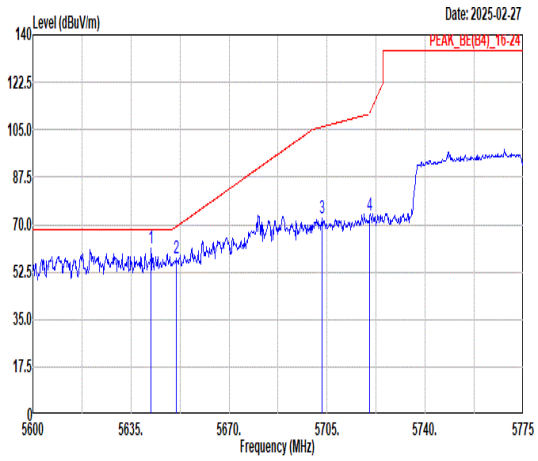 Freq Level Limit Line Margin Read Level Ant Factor Cable Loss Preamp Factor APos TPos Remark MHz dBuV/m dBuV/m dB dBuV dB/m dB dB cm deg 1 5642.18 61.43 68.30 -6.87 51.33 34.45 8.37 32.72 106 58 PEAK 2 5651.28 57.61 69.24 -11.63 47.46 34.47 8.40 32.72 106 58 PEAK 3 5703.25 72.60 106.11 -33.51 62.21 34.56 8.59 32.76 106 58 PEAK 4 5720.23 73.60 111.31 -37.71 63.13 34.59 8.66 32.78 106 58 PEAK	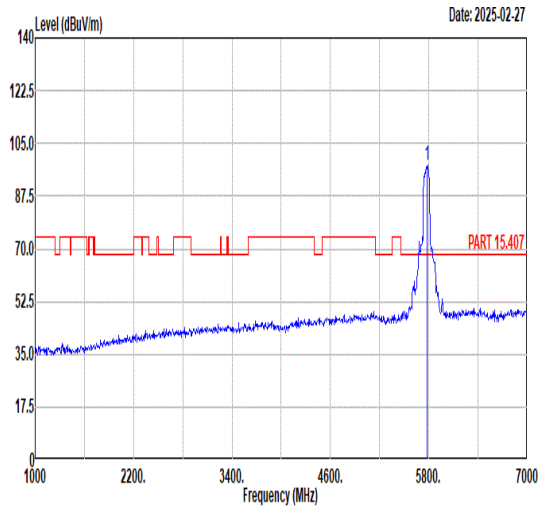 Freq Level Limit Line Margin Read Level Ant Factor Cable Loss Preamp Factor APos TPos Remark MHz dBuV/m dBuV/m dB dBuV dB/m dB dB cm deg 1 5775.00 97.51 ------ ------ 86.71 34.72 8.91 32.83 106 58 PEAK
Avg	Blank	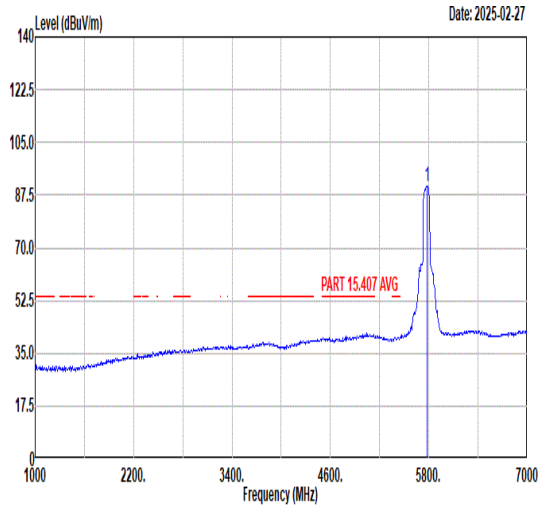 Freq Level Limit Line Margin Read Level Ant Factor Cable Loss Preamp Factor APos TPos Remark MHz dBuV/m dBuV/m dB dBuV dB/m dB dB cm deg 1 5775.00 90.43 ------ ------ 79.66 34.71 8.88 32.82 106 58 AVERAGE

Mode	37	
	Band Edge - R	
	U-NII-3_5.725-5.85_802.11ac VHT80_CH155_5775MHz	
ANT	5	
Pol.	Horizontal	Fundamental
Peak	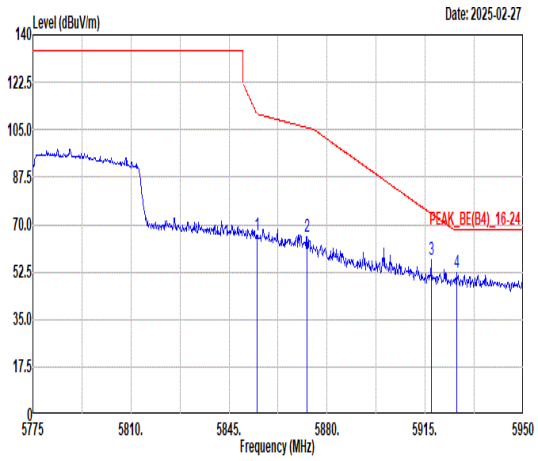 Freq Level Limit Line Margin Read Level Ant Factor Cable Loss Preamp Factor APos TPos Remark MHz dBuV/m dBuV/m dB dBuV dB/m dB dB cm deg 1 5854.98 66.03 110.86 -44.83 55.20 34.84 8.87 32.88 106 58 PEAK 2 5872.83 65.75 105.81 -40.06 54.92 34.87 8.85 32.89 106 58 PEAK 3 5917.10 57.23 74.03 -16.80 46.41 34.95 8.80 32.93 106 58 PEAK 4 5926.20 52.20 68.30 -16.10 41.37 34.97 8.79 32.93 106 58 PEAK	Blank

Mode	37	
	Band Edge - L	
	U-NII-3_5.725-5.85_802.11ac VHT80_CH155_5775MHz	
ANT	5	
Pol.	Vertical	Fundamental
Peak	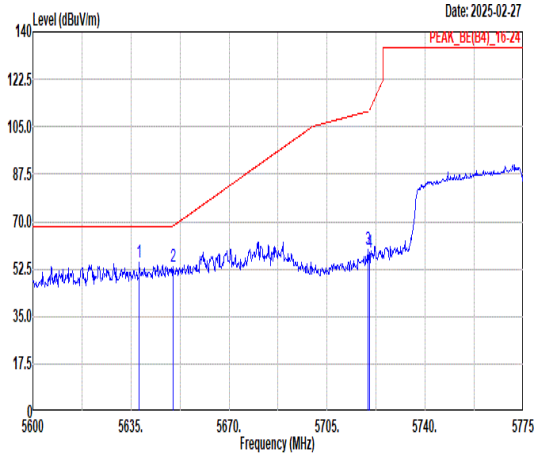 Freq Level Limit Line Margin Read Level Ant Factor Cable Loss Preamp Factor APos TPos Remark MHz dBuV/m dBuV/m dB dBuV dB/m dB dB cm deg 1 5637.98 54.68 68.30 -13.62 44.60 34.44 8.35 32.71 400 314 PEAK 2 5650.05 53.48 68.34 -14.86 43.34 34.46 8.40 32.72 400 314 PEAK 3 5719.53 59.95 110.67 -50.72 49.49 34.59 8.65 32.78 400 314 PEAK 4 5720.23 58.45 111.31 -52.86 47.98 34.59 8.66 32.78 400 314 PEAK	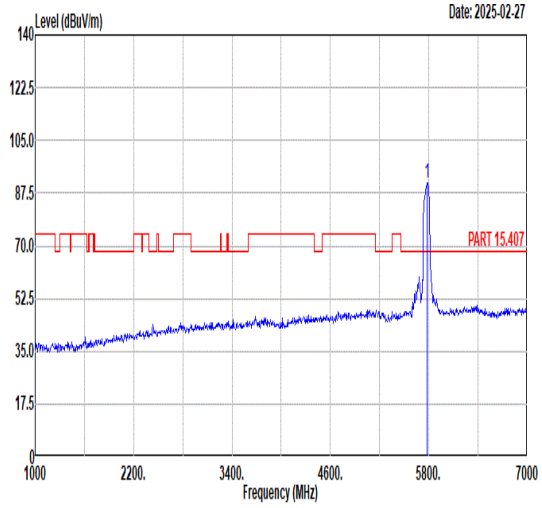 Freq Level Limit Line Margin Read Level Ant Factor Cable Loss Preamp Factor APos TPos Remark MHz dBuV/m dBuV/m dB dBuV dB/m dB dB cm deg 1 5775.00 91.08 ------ ------ 80.28 34.72 8.91 32.83 400 314 PEAK
Avg	Blank	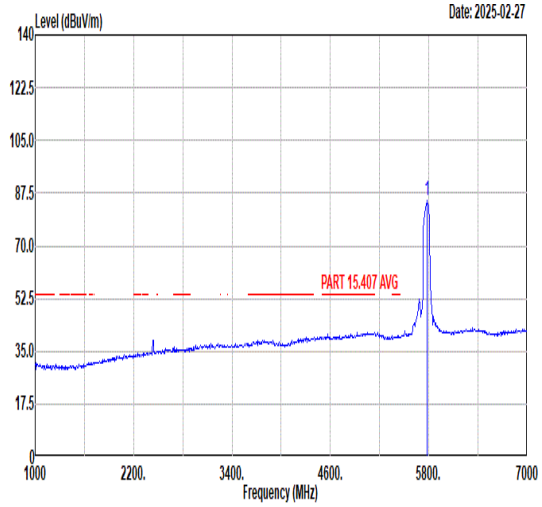 Freq Level Limit Line Margin Read Level Ant Factor Cable Loss Preamp Factor APos TPos Remark MHz dBuV/m dBuV/m dB dBuV dB/m dB dB cm deg 1 5775.00 84.80 ------ ------ 74.03 34.71 8.88 32.82 400 314 AVERAGE

Mode	37	
	Band Edge - R	
	U-NII-3_5.725-5.85_802.11ac VHT80_CH155_5775MHz	
ANT	5	
Pol.	Vertical	Fundamental
Peak	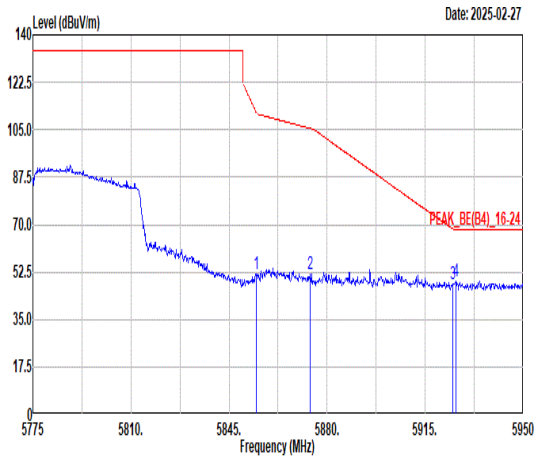 Freq Level Limit Line Margin Read Level Ant Factor Cable Loss Preamp Factor APos TPos Remark MHz dBuV/m dBuV/m dB dBuV dB/m dB dB cm deg 1 5854.80 52.01 111.26 -59.25 41.18 34.84 8.87 32.88 400 314 PEAK 2 5874.05 52.04 105.47 -53.43 41.21 34.87 8.85 32.89 400 314 PEAK 3 5924.98 48.20 68.22 -20.02 37.37 34.97 8.79 32.93 400 314 PEAK 4 5925.85 49.31 68.30 -18.99 38.48 34.97 8.79 32.93 400 314 PEAK	Blank

Mode	37	
	Harmonic	
	U-NII-3_5.725-5.85_802.11ac VHT80_CH155_5775MHz	
ANT	5	
Pol.	Horizontal	Vertical
Peak Avg	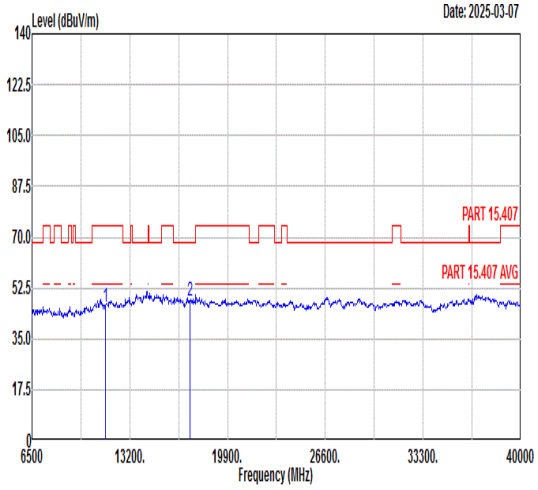 Freq Level Limit Line Margin Read Level Ant Factor Cable Loss Preamp Factor APos TPos Remark MHz dBuV/m dBuV/m dB dBuV dB/m dB dB cm deg 1 11550.00 46.03 74.00 -27.97 61.14 39.26 9.51 63.88 --- --- Peak 2 17325.00 48.00 68.30 -20.30 55.41 42.66 15.09 65.16 --- --- Peak	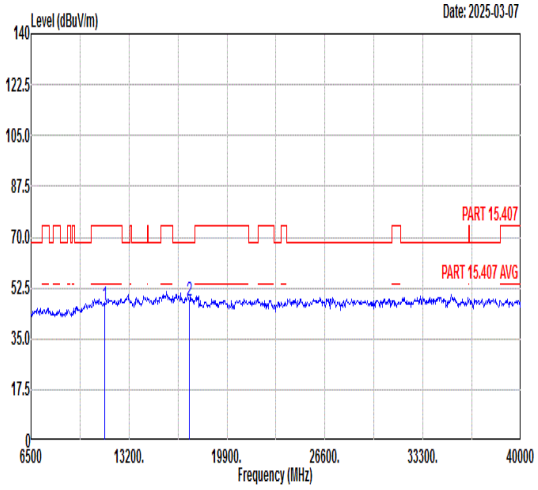 Freq Level Limit Line Margin Read Level Ant Factor Cable Loss Preamp Factor APos TPos Remark MHz dBuV/m dBuV/m dB dBuV dB/m dB dB cm deg 1 11550.00 46.49 74.00 -27.51 61.60 39.26 9.51 63.88 --- --- Peak 2 17325.00 48.31 68.30 -19.99 55.72 42.66 15.09 65.16 --- --- Peak

Mode	38	
	Harmonic	
	U-NII-2C_5.47-5.725_802.11a_CH144_5720MHz	
ANT	5	
Pol.	Horizontal	Vertical
Peak Avg	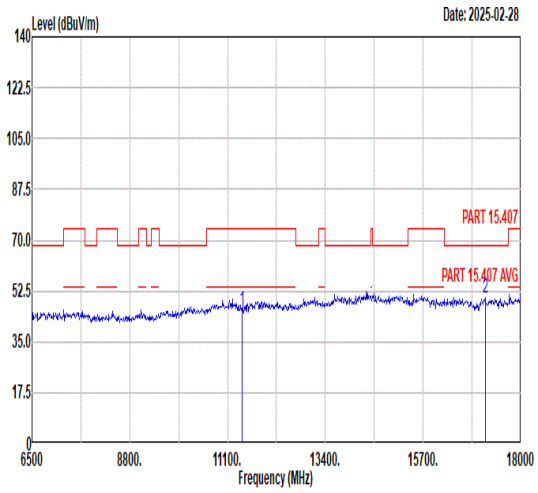 Freq Level Limit Line Margin Read Level Ant Factor Cable Loss Preamp Factor APos TPos Remark MHz dBuV/m dBuV/m dB dBuV dB/m dB dB cm deg 1 11440.00 46.20 74.00 -27.80 55.31 37.28 11.42 57.81 157 285 Peak 2 17160.00 50.00 68.30 -18.30 53.79 41.12 13.16 58.07 165 246 Peak	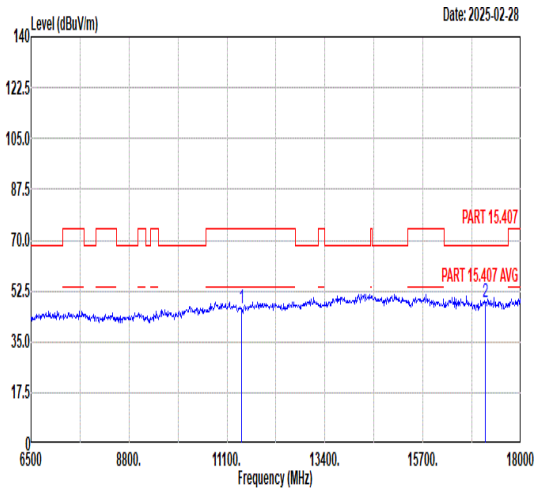 Freq Level Limit Line Margin Read Level Ant Factor Cable Loss Preamp Factor APos TPos Remark MHz dBuV/m dBuV/m dB dBuV dB/m dB dB cm deg 1 11440.00 46.40 74.00 -27.60 55.51 37.28 11.42 57.81 122 291 Peak 2 17160.00 48.82 68.30 -19.48 52.61 41.12 13.16 58.07 153 102 Peak

Mode	39	
	Band Edge	
	U-NII-2C_5.47-5.725_802.11n HT20_CH144_5720MHz	
ANT	5	
Pol.	Horizontal	Fundamental
Peak	Blank	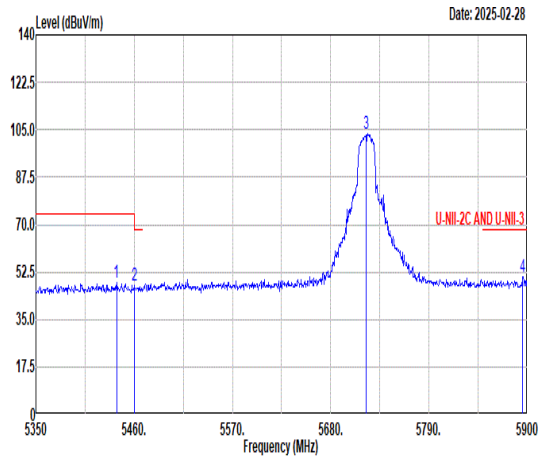 Freq Level Limit Line Margin Read Level Ant Factor Cable Loss Preamp Factor APos TPos Remark MHz dBuV/m dBuV/m dB dBuV dB/m dB dB cm deg 1 5440.20 48.52 74.00 -25.48 38.54 34.16 8.44 32.62 207 338 Peak 2 5460.55 47.69 68.30 -20.61 37.72 34.17 8.41 32.61 207 338 Peak 3 5720.00 103.34 ------ ------ 92.87 34.59 8.66 32.78 207 338 Peak 4 5895.05 50.67 68.30 -17.63 39.85 34.91 8.82 32.91 207 338 Peak
AVG	Blank	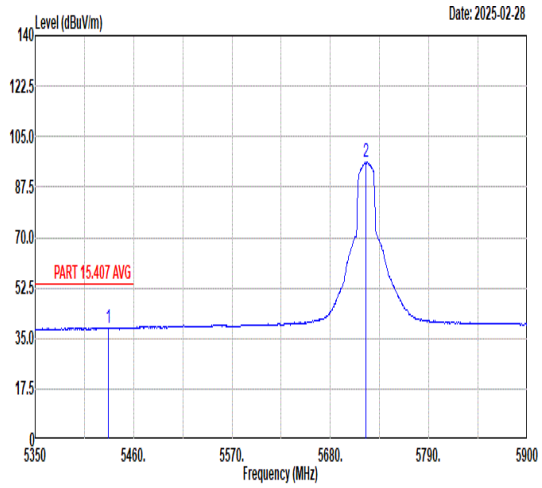 Freq Level Limit Line Margin Read Level Ant Factor Cable Loss Preamp Factor APos TPos Remark MHz dBuV/m dBuV/m dB dBuV dB/m dB dB cm deg 1 5431.40 38.80 54.00 -15.20 28.81 34.16 8.45 32.62 207 338 Peak 2 5720.00 96.11 ------ ------ 85.64 34.59 8.66 32.78 207 338 Average

Mode	39	
	Band Edge	
	U-NII-2C_5.47-5.725_802.11n HT20_CH144_5720MHz	
ANT	5	
Pol.	Vertical	Fundamental
Peak	Blank	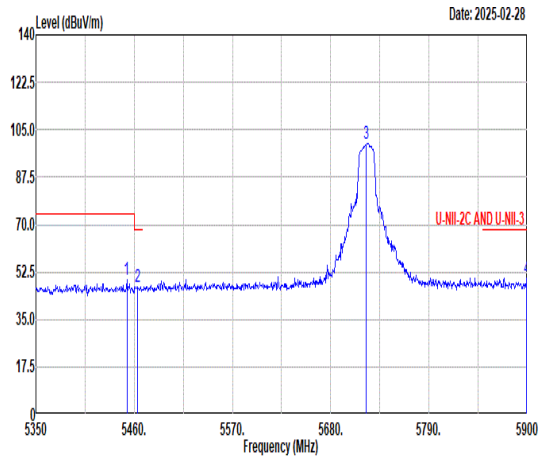 Freq Level Limit Line Margin Read Level Ant Factor Cable Loss Preamp Factor APos TPos Remark MHz dBuV/m dBuV/m dB dBuV dB/m dB dB cm deg 1 5451.75 49.63 74.00 -24.37 39.66 34.17 8.42 32.62 258 337 Peak 2 5463.85 47.23 68.30 -21.07 37.26 34.18 8.40 32.61 258 337 Peak 3 5720.00 100.08 ------ ------ 89.61 34.59 8.66 32.78 258 337 Peak 4 5899.45 50.25 68.30 -18.05 39.42 34.92 8.82 32.91 258 337 Peak
AVG	Blank	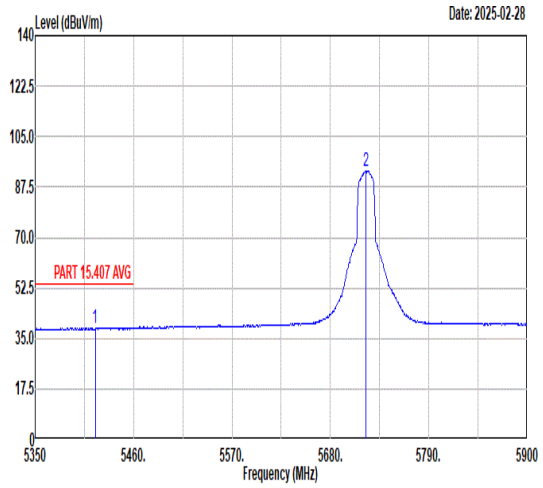 Freq Level Limit Line Margin Read Level Ant Factor Cable Loss Preamp Factor APos TPos Remark MHz dBuV/m dBuV/m dB dBuV dB/m dB dB cm deg 1 5417.10 38.71 54.00 -15.29 28.72 34.15 8.47 32.63 258 337 Peak 2 5720.00 93.22 ------ ------ 82.75 34.59 8.66 32.78 258 337 Average

Mode	39	
	Harmonic	
	U-NII-2C_5.47-5.725_802.11n HT20_CH144_5720MHz	
ANT	5	
Pol.	Horizontal	Vertical
Peak Avg	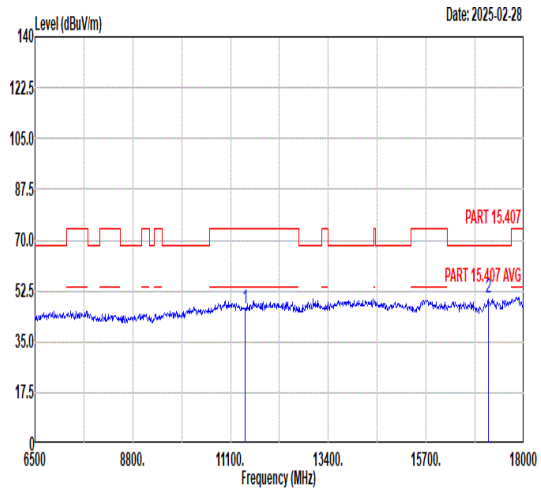 Freq Level Limit Line Margin Read Level Ant Factor Cable Loss Preamp Factor APos TPos Remark MHz dBuV/m dBuV/m dB dBuV dB/m dB dB cm deg 1 11440.00 46.58 74.00 -27.42 55.69 37.28 11.42 57.81 157 285 Peak 2 17160.00 50.44 68.30 -17.86 54.23 41.12 13.16 58.07 165 246 Peak	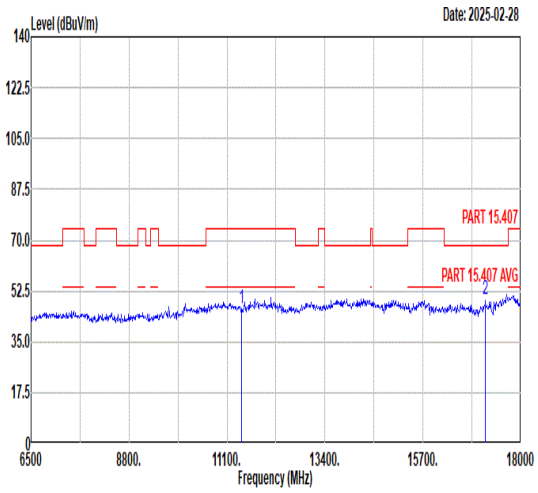 Freq Level Limit Line Margin Read Level Ant Factor Cable Loss Preamp Factor APos TPos Remark MHz dBuV/m dBuV/m dB dBuV dB/m dB dB cm deg 1 11440.00 46.29 74.00 -27.71 55.40 37.28 11.42 57.81 122 291 Peak 2 17160.00 49.40 68.30 -18.90 53.19 41.12 13.16 58.07 153 102 Peak

Mode	40	
	Band Edge	
	U-NII-2C_5.47-5.725_802.11n HT40_CH142_5710MHz	
ANT	5	
Pol.	Horizontal	Fundamental
Peak	Blank	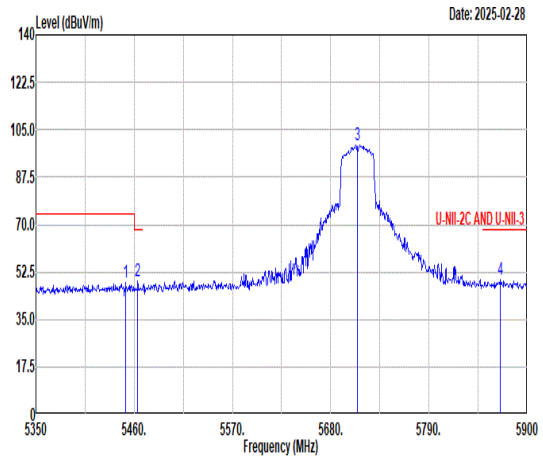 Freq Level Limit Line Margin Read Level Ant Factor Cable Loss Preamp Factor APos TPos Remark MHz dBuV/m dBuV/m dB dBuV dB/m dB dB cm deg 1 5450.65 48.83 74.00 -25.17 38.86 34.17 8.42 32.62 207 337 Peak 2 5463.85 49.07 68.30 -19.23 39.10 34.18 8.40 32.61 207 337 Peak 3 5710.00 99.51 ------ ------ 89.09 34.57 8.62 32.77 207 337 Peak 4 5869.75 49.55 68.30 -18.75 38.72 34.87 8.85 32.89 207 337 Peak
AVG	Blank	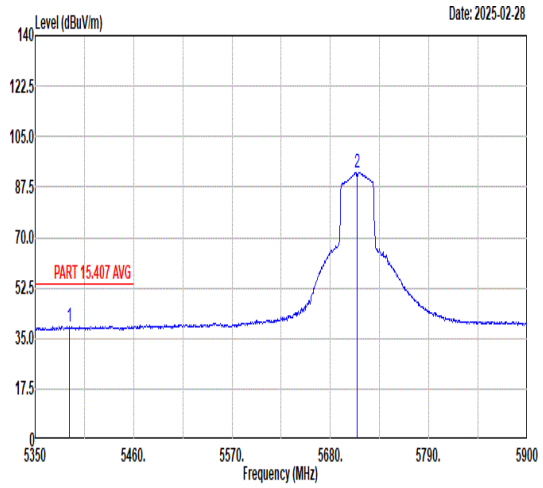 Freq Level Limit Line Margin Read Level Ant Factor Cable Loss Preamp Factor APos TPos Remark MHz dBuV/m dBuV/m dB dBuV dB/m dB dB cm deg 1 5388.50 39.14 54.00 -14.86 29.22 34.13 8.43 32.64 207 337 Peak 2 5710.00 92.55 ------ ------ 82.13 34.57 8.62 32.77 207 337 Average

Mode	40	
	Band Edge	
	U-NII-2C_5.47-5.725_802.11n HT40_CH142_5710MHz	
ANT	5	
Pol.	Vertical	Fundamental
Peak	Blank	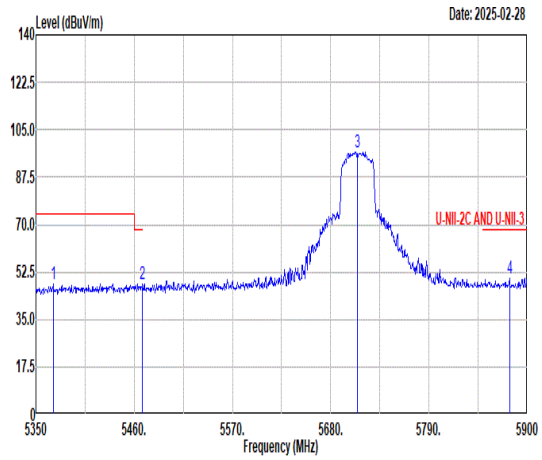 Freq Level Limit Line Margin Read Level Ant Factor Cable Loss Preamp Factor APos TPos Remark MHz dBuV/m dBuV/m dB dBuV dB/m dB dB cm deg 1 5369.25 47.98 74.00 -26.02 38.13 34.12 8.38 32.65 321 335 Peak 2 5469.35 48.16 68.30 -20.14 38.19 34.18 8.40 32.61 321 335 Peak 3 5710.00 96.86 ------ ------ 86.44 34.57 8.62 32.77 321 335 Peak 4 5880.20 50.04 68.30 -18.26 39.22 34.88 8.84 32.90 321 335 Peak
AVG	Blank	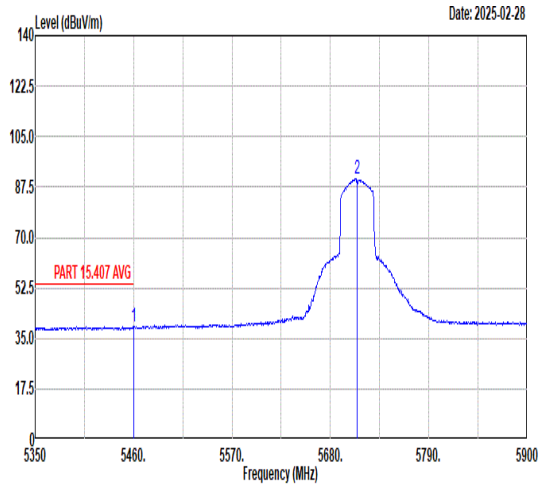 Freq Level Limit Line Margin Read Level Ant Factor Cable Loss Preamp Factor APos TPos Remark MHz dBuV/m dBuV/m dB dBuV dB/m dB dB cm deg 1 5460.00 39.13 54.00 -14.87 29.16 34.17 8.41 32.61 321 335 Peak 2 5710.00 90.24 ------ ------ 79.82 34.57 8.62 32.77 321 335 Average

Mode	40	
	Harmonic	
	U-NII-2C_5.47-5.725_802.11n HT40_CH142_5710MHz	
ANT	5	
Pol.	Horizontal	Vertical
Peak Avg	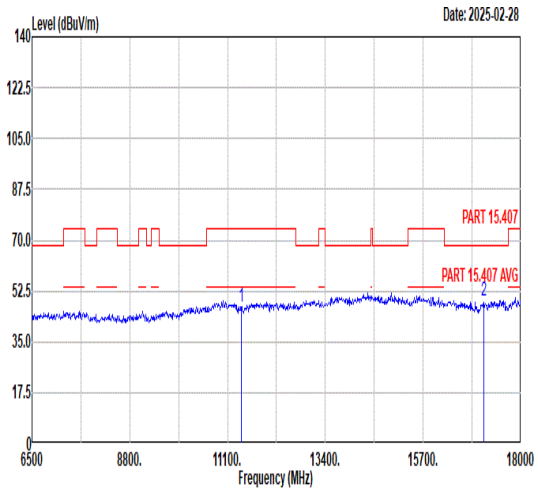 Freq Level Limit Line Margin Read Level Ant Factor Cable Loss Preamp Factor APos TPos Remark MHz dBuV/m dBuV/m dB dBuV dB/m dB dB cm deg 1 11420.00 46.95 74.00 -27.05 56.03 37.34 11.41 57.83 157 285 Peak 2 17130.00 48.88 68.30 -19.42 52.78 41.06 13.15 58.11 165 246 Peak	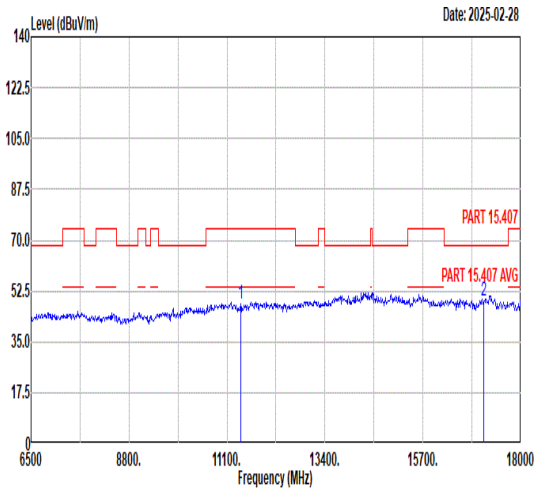 Freq Level Limit Line Margin Read Level Ant Factor Cable Loss Preamp Factor APos TPos Remark MHz dBuV/m dBuV/m dB dBuV dB/m dB dB cm deg 1 11420.00 48.16 74.00 -25.84 57.24 37.34 11.41 57.83 122 291 Peak 2 17130.00 49.39 68.30 -18.91 53.29 41.06 13.15 58.11 153 102 Peak

Mode	41	
	Band Edge	
	U-NII-2C_5.47-5.725_802.11ac VHT80_CH138_5690MHz	
ANT	5	
Pol.	Horizontal	Fundamental
Peak	Blank	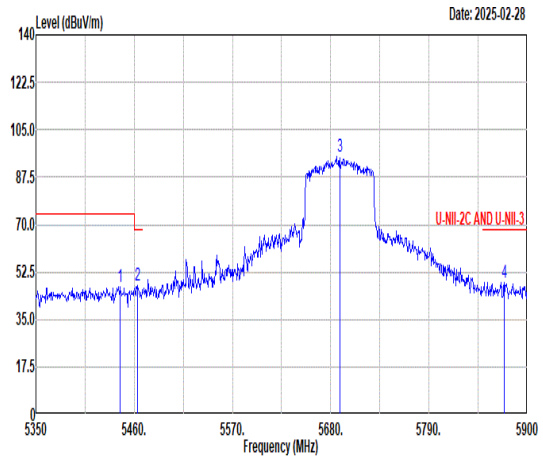 Freq Level Limit Line Margin Read Level Ant Factor Cable Loss Preamp Factor APos TPos Remark MHz dBuV/m dBuV/m dB dBuV dB/m dB dB cm deg 1 5444.60 46.86 74.00 -27.14 36.89 34.16 8.43 32.62 215 334 Peak 2 5463.85 47.44 68.30 -20.86 37.47 34.18 8.40 32.61 215 334 Peak 3 5690.00 94.92 ------ ------ 84.59 34.54 8.54 32.75 215 334 Peak 4 5874.15 48.56 68.30 -19.74 37.73 34.87 8.85 32.89 215 334 Peak
AVG	Blank	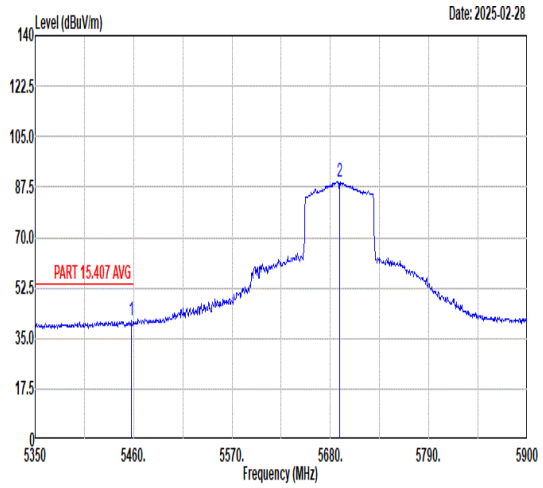 Freq Level Limit Line Margin Read Level Ant Factor Cable Loss Preamp Factor APos TPos Remark MHz dBuV/m dBuV/m dB dBuV dB/m dB dB cm deg 1 5457.25 41.08 54.00 -12.92 31.11 34.17 8.41 32.61 215 334 Peak 2 5690.00 89.28 ------ ------ 78.95 34.54 8.54 32.75 215 334 Average

Mode	41	
	Band Edge	
	U-NII-2C_5.47-5.725_802.11ac VHT80_CH138_5690MHz	
ANT	5	
Pol.	Vertical	Fundamental
Peak	Blank	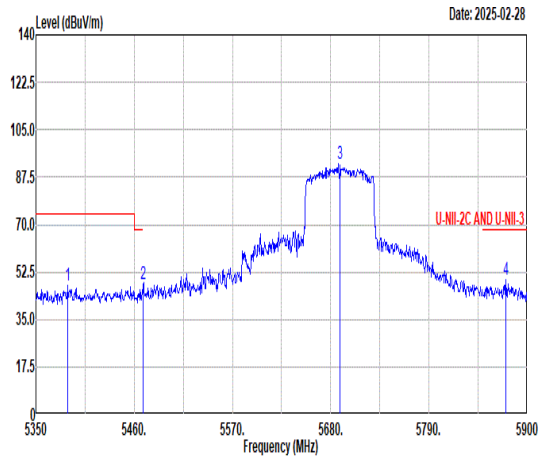 Freq Level Limit Line Margin Read Level Ant Factor Cable Loss Preamp Factor APos TPos Remark MHz dBuV/m dBuV/m dB dBuV dB/m dB dB cm deg 1 5385.20 47.42 74.00 -26.58 37.51 34.13 8.42 32.64 262 337 Peak 2 5469.90 48.04 68.30 -20.26 38.07 34.18 8.40 32.61 262 337 Peak 3 5690.00 92.71 ------ ------ 82.38 34.54 8.54 32.75 262 337 Peak 4 5875.80 49.69 68.30 -18.61 38.86 34.88 8.85 32.90 262 337 Peak
	Blank	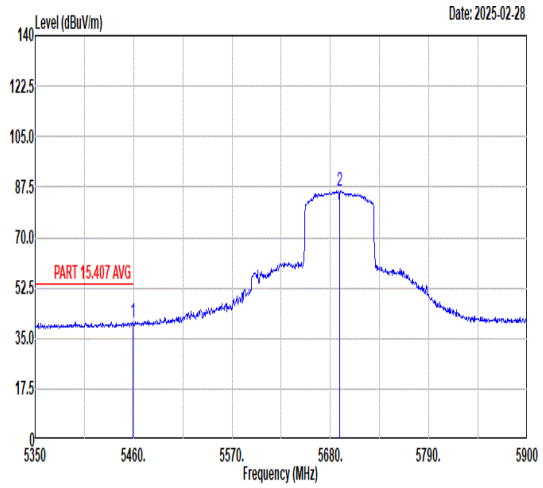 Freq Level Limit Line Margin Read Level Ant Factor Cable Loss Preamp Factor APos TPos Remark MHz dBuV/m dBuV/m dB dBuV dB/m dB dB cm deg 1 5458.90 40.64 54.00 -13.36 30.67 34.17 8.41 32.61 262 337 Peak 2 5690.00 86.16 ------ ------ 75.83 34.54 8.54 32.75 262 337 Average

Mode	42	
	LF	
	U-NII-1_5.15-5.25_802.11n HT40_CH38_5190MHz	
ANT	5	
Pol.	Horizontal	Vertical
QP/ Peak	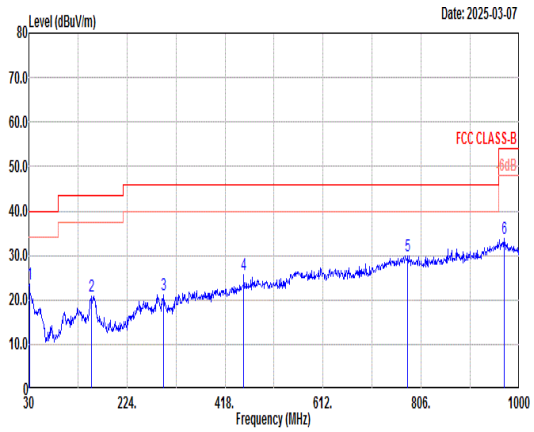	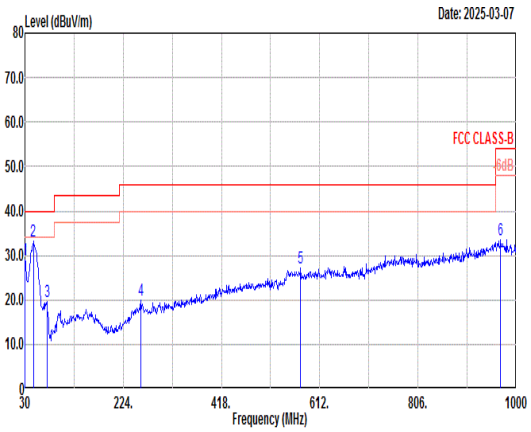

	Freq	Level	Limit Line	Margin	Read Level	Ant Factor	Cable Loss	Preamp Factor	APos	TPos	Remark
	MHz	dBuV/m	dBuV/m	dB	dBuV	dB/m	dB	dB	cm	deg	
1	30.97	23.53	40.00	-16.47	29.81	24.72	0.54	31.54	---	---	Peak
2	153.19	20.76	43.50	-22.74	34.20	16.89	1.26	31.59	---	---	Peak
3	296.75	21.13	46.00	-24.87	31.53	19.40	1.79	31.59	---	---	Peak
4	454.86	25.62	46.00	-20.38	31.35	23.36	2.21	31.30	---	---	Peak
5	778.84	29.95	46.00	-16.05	29.23	28.88	2.90	31.06	---	---	Peak
6	969.93	33.83	54.00	-20.17	29.70	31.66	3.26	30.79	---	---	Peak

	Freq	Level	Limit Line	Margin	Read Level	Ant Factor	Cable Loss	Preamp Factor	APos	TPos	Remark
	MHz	dBuV/m	dBuV/m	dB	dBuV	dB/m	dB	dB	cm	deg	
1	30.00	28.92	40.00	-11.08	34.60	25.29	0.53	31.50	---	---	Peak
2	46.49	33.26	40.00	-6.74	48.03	16.33	0.67	31.77	---	---	Peak
3	73.65	19.53	40.00	-20.47	37.47	12.81	0.85	31.60	---	---	Peak
4	258.92	19.97	46.00	-26.03	30.08	19.73	1.68	31.52	---	---	Peak
5	574.17	27.29	46.00	-18.71	29.71	26.27	2.51	31.20	---	---	Peak
6	968.96	33.51	54.00	-20.49	29.36	31.68	3.26	30.79	---	---	Peak

Mode	43	
	LF	
	U-NII-3_5.725-5.85_ 802.11ac VHT80_CH155_5755MHz	
ANT	5	
Pol.	Horizontal	Vertical
QP/ Peak	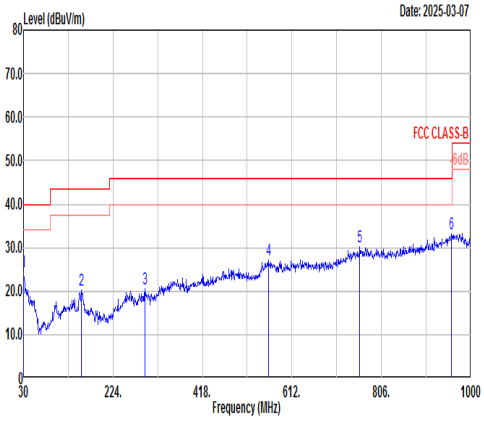 Freq Level Limit Line Margin Read Level Ant Factor Cable Loss Preamp Factor APos TPos Remark MHz dBuV/m dBuV/m dB dBuV dB/m dB dB cm deg 1 30.00 24.51 40.00 -15.49 30.19 25.29 0.53 31.50 --- --- Peak 2 156.10 20.15 43.50 -23.35 33.75 16.72 1.27 31.59 --- --- Peak 3 292.87 20.42 46.00 -25.58 30.90 19.33 1.78 31.59 --- --- Peak 4 560.59 27.04 46.00 -18.96 28.82 27.00 2.48 31.26 --- --- Peak 5 759.44 30.04 46.00 -15.96 29.31 28.88 2.87 31.02 --- --- Peak 6 958.29 33.09 46.00 -12.91 28.96 31.72 3.24 30.83 --- --- Peak	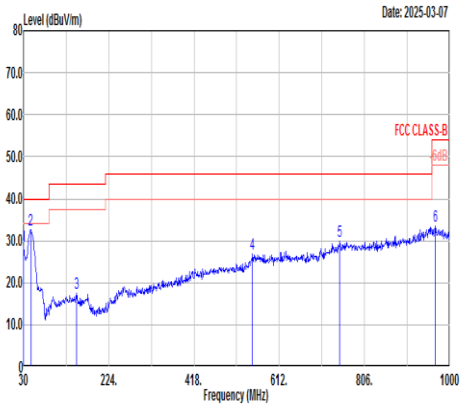 Freq Level Limit Line Margin Read Level Ant Factor Cable Loss Preamp Factor APos TPos Remark MHz dBuV/m dBuV/m dB dBuV dB/m dB dB cm deg 1 30.00 28.76 40.00 -11.24 34.44 25.29 0.53 31.50 --- --- Peak 2 46.49 32.69 40.00 -7.31 47.46 16.33 0.67 31.77 --- --- Peak 3 150.28 17.61 43.50 -25.89 30.92 17.04 1.25 31.60 --- --- Peak 4 550.89 26.78 46.00 -19.22 29.13 26.49 2.46 31.30 --- --- Peak 5 749.74 29.78 46.00 -16.22 29.16 28.77 2.85 31.00 --- --- Peak 6 967.02 33.36 54.00 -20.64 29.18 31.72 3.26 30.80 --- --- Peak

Mode	44	
	Band Edge - L	
	U-NII-1_5.15-5.25_802.11n HT40_CH38_5190MHz+LTE B41 Link	
ANT	5+1	
Pol.	Horizontal	Fundamental
Peak	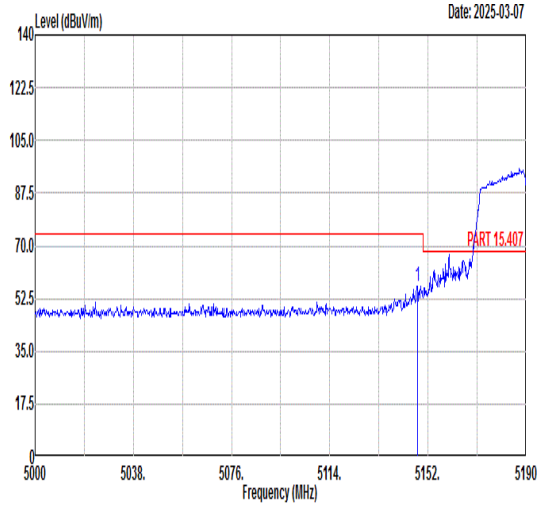 Freq Level Limit Line Margin (dB) Read Level Ant Factor Cable Loss Preamp Factor APos TPos Remark MHz dBuV/m dBuV/m dBuV dB/m dB dB cm deg 1 5147.82 56.66 74.00 -17.34 45.02 36.58 8.53 33.47 100 54 PEAK	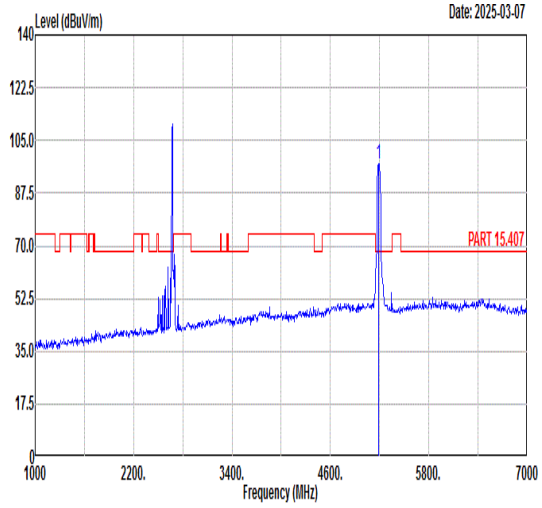 Freq Level Limit Line Margin (dB) Read Level Ant Factor Cable Loss Preamp Factor APos TPos Remark MHz dBuV/m dBuV/m dBuV dB/m dB dB cm deg 1 5190.00 97.38 ------ ------ 85.68 36.55 8.61 33.46 100 54 Peak
Avg	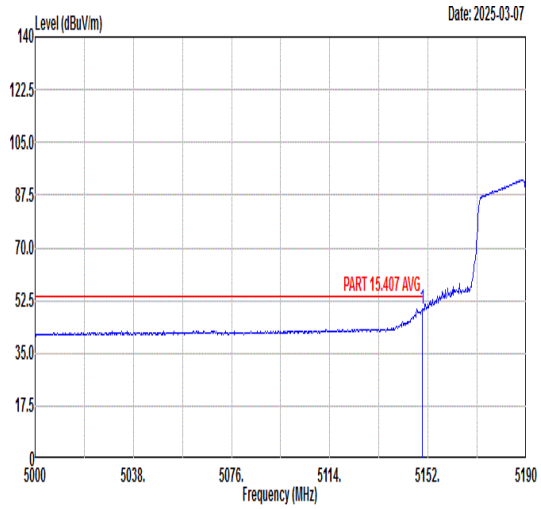 Freq Level Limit Line Margin (dB) Read Level Ant Factor Cable Loss Preamp Factor APos TPos Remark MHz dBuV/m dBuV/m dBuV dB/m dB dB cm deg 1 5149.72 49.71 54.00 -4.29 38.06 36.58 8.54 33.47 100 54 AVERAGE	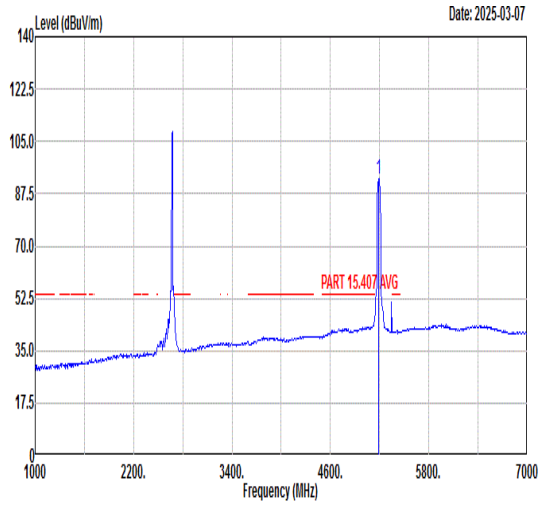 Freq Level Limit Line Margin (dB) Read Level Ant Factor Cable Loss Preamp Factor APos TPos Remark MHz dBuV/m dBuV/m dBuV dB/m dB dB cm deg 1 5190.00 92.44 ------ ------ 80.74 36.55 8.61 33.46 100 54 Average

Mode	44	
	Band Edge - R	
	U-NII-1_5.15-5.25_802.11n HT40_CH38_5190MHz+LTE B41 Link	
ANT	5+1	
Pol.	Horizontal	Fundamental
Peak	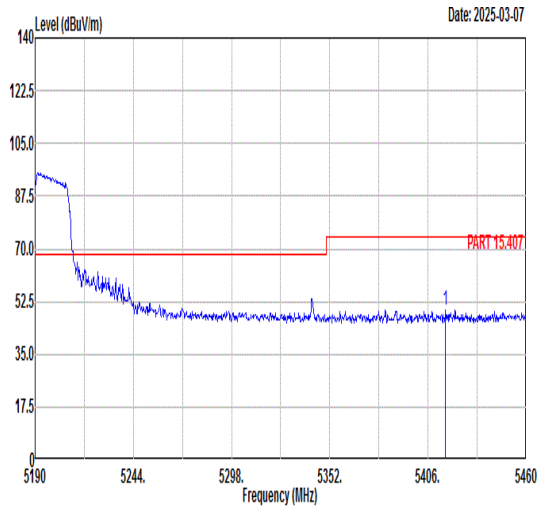 Freq Level Limit Line Margin (dB) Read Level Ant Factor Cable Loss Preamp Factor APos TPos Remark MHz dBuV/m dBuV/m dBuV dB/m dB dB cm deg 1 5415.72 49.56 74.00 -24.44 36.95 36.37 9.66 33.42 100 54 PEAK	Blank
Avg	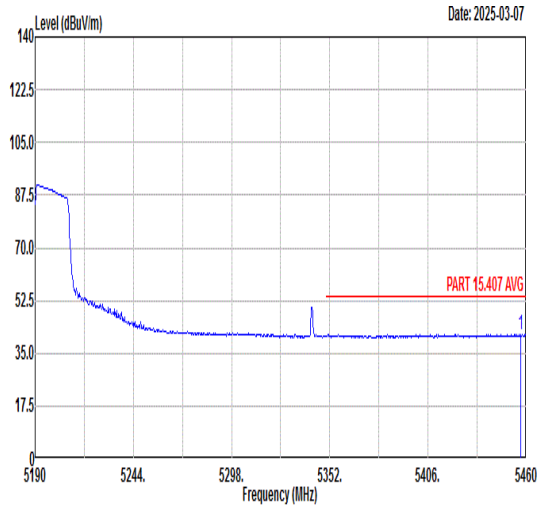 Freq Level Limit Line Margin (dB) Read Level Ant Factor Cable Loss Preamp Factor APos TPos Remark MHz dBuV/m dBuV/m dBuV dB/m dB dB cm deg 1 5457.03 41.37 54.00 -12.63 28.76 36.33 9.69 33.41 100 54 AVERAGE	Blank

Mode	44	
	Band Edge - L	
	U-NII-1_5.15-5.25_802.11n HT40_CH38_5190MHz+LTE B41 Link	
ANT	5+1	
Pol.	Vertical	Fundamental
Peak	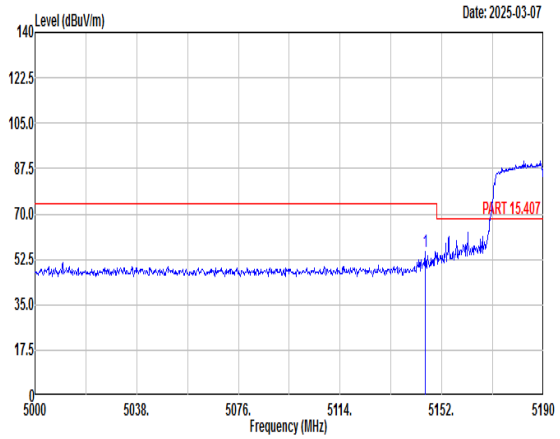 Freq Level Limit Line Margin (dB) Read Level Ant Factor Cable Loss Preamp Factor APos TPos Remark MHz dBuV/m dBuV/m dBuV dB/m dB dB cm deg 1 5145.73 55.48 74.00 -18.52 43.84 36.58 8.53 33.47 359 180 PEAK	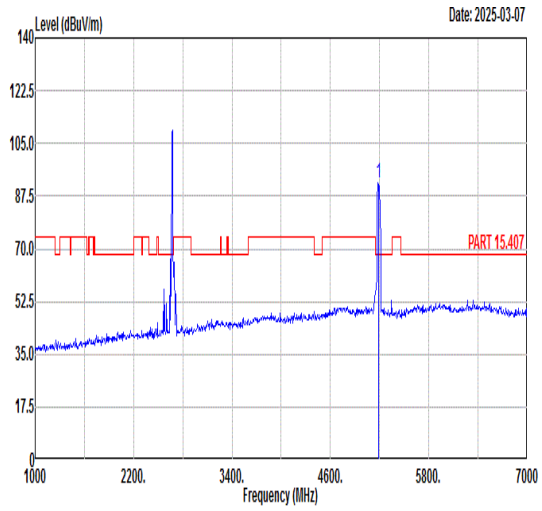 Freq Level Limit Line Margin (dB) Read Level Ant Factor Cable Loss Preamp Factor APos TPos Remark MHz dBuV/m dBuV/m dBuV dB/m dB dB cm deg 1 5190.00 91.84 ------ ------ 80.14 36.55 8.61 33.46 359 180 Peak
Avg	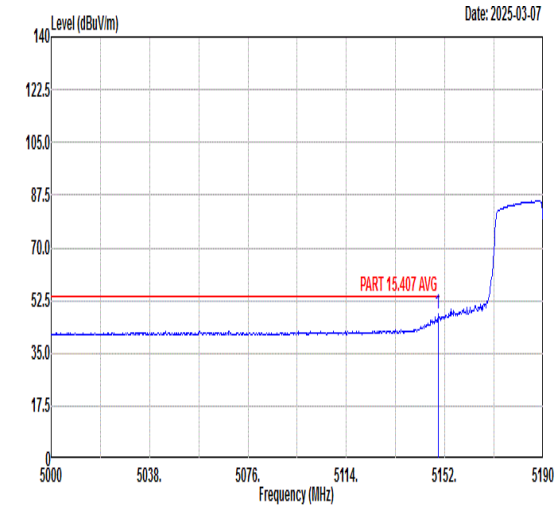 Freq Level Limit Line Margin (dB) Read Level Ant Factor Cable Loss Preamp Factor APos TPos Remark MHz dBuV/m dBuV/m dBuV dB/m dB dB cm deg 1 5149.34 48.13 54.00 -5.87 36.49 36.58 8.53 33.47 359 180 AVERAGE	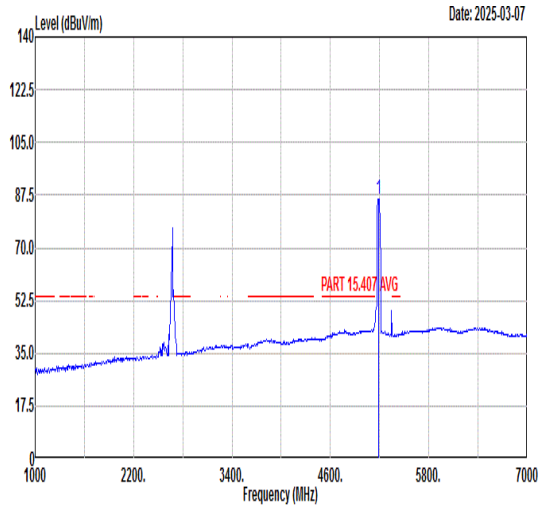 Freq Level Limit Line Margin (dB) Read Level Ant Factor Cable Loss Preamp Factor APos TPos Remark MHz dBuV/m dBuV/m dBuV dB/m dB dB cm deg 1 5190.00 86.32 ------ ------ 74.62 36.55 8.61 33.46 359 180 AVERAGE

Mode	44	
	Band Edge - R	
	U-NII-1_5.15-5.25_802.11n HT40_CH38_5190MHz+LTE B41 Link	
ANT	5+1	
Pol.	Vertical	Fundamental
Peak	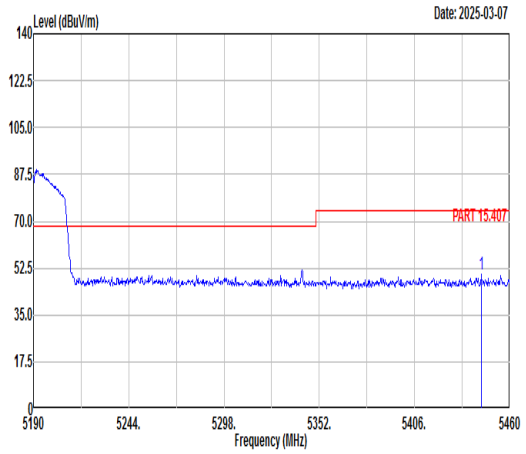 Freq Level Limit Line Margin (dB) Read Level Ant Factor Cable Loss Preamp Factor APos TPos Remark MHz dBuV/m dBuV/m dBuV dB/m dB dB cm deg 1 5443.80 49.99 74.00 -24.01 37.38 36.34 9.68 33.41 359 180 PEAK	Blank
Avg	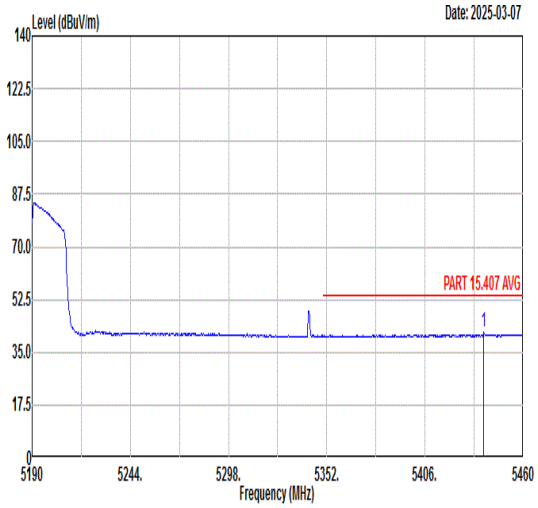 Freq Level Limit Line Margin (dB) Read Level Ant Factor Cable Loss Preamp Factor APos TPos Remark MHz dBuV/m dBuV/m dBuV dB/m dB dB cm deg 1 5438.13 41.50 54.00 -12.50 28.88 36.35 9.68 33.41 359 180 AVERAGE	Blank

Mode	44	
	Harmonic	
	U-NII-1_5.15-5.25_802.11n HT40_CH38_5190MHz	
ANT	5	
Pol.	Horizontal	Vertical
Peak Avg	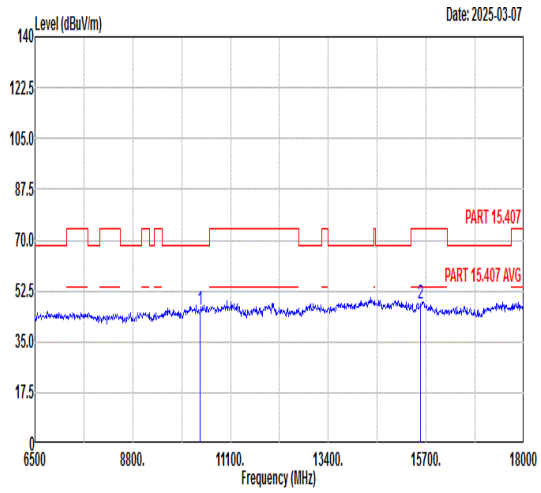 Freq Level Limit Line Margin Read Level Ant Factor Cable Loss Preamp Factor APos TPos Remark MHz dBuV/m dBuV/m dB dBuV dB/m dB dB cm deg 1 10380.00 45.80 68.30 -22.50 61.83 38.48 9.24 63.75 --- --- Peak 2 15570.00 48.29 74.00 -25.71 59.39 41.34 11.96 64.40 --- --- Peak	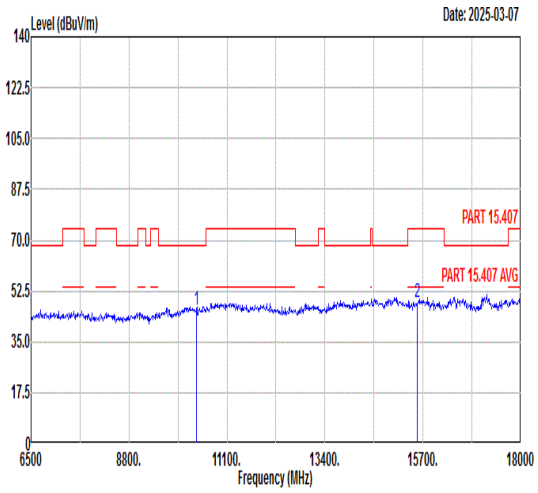 Freq Level Limit Line Margin Read Level Ant Factor Cable Loss Preamp Factor APos TPos Remark MHz dBuV/m dBuV/m dB dBuV dB/m dB dB cm deg 1 10380.00 46.01 68.30 -22.29 62.04 38.48 9.24 63.75 --- --- Peak 2 15570.00 48.38 74.00 -25.62 59.48 41.34 11.96 64.40 --- --- Peak

Mode	45
	Band Edge - L
	U-NII-1_5.15-5.25_802.11n HT40_CH38_5190MHz+LTE B41 Link+2400-2483.5_Bluetooth-LE_GSFK _CH38_2478MHz
ANT	5+1+6

Pol.	Horizontal	Fundamental
Peak	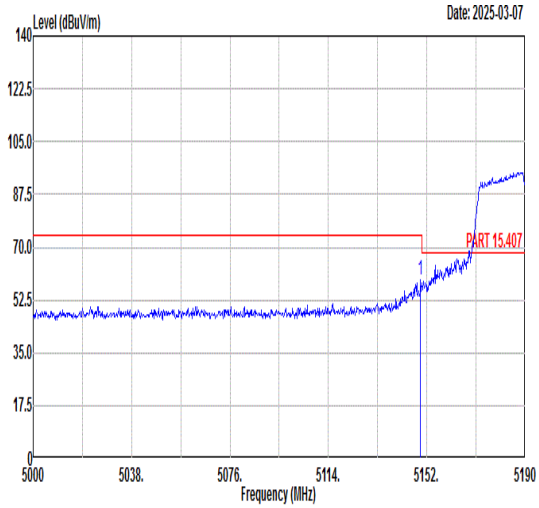 Freq Level Limit Line Margin (dB) Read Level Ant Factor Cable Loss Preamp Factor APos TPos Remark MHz dBuV/m dBuV/m dBuV dB/m dB dB cm deg 1 5149.53 59.31 74.00 -14.69 47.67 36.58 8.53 33.47 100 58 PEAK	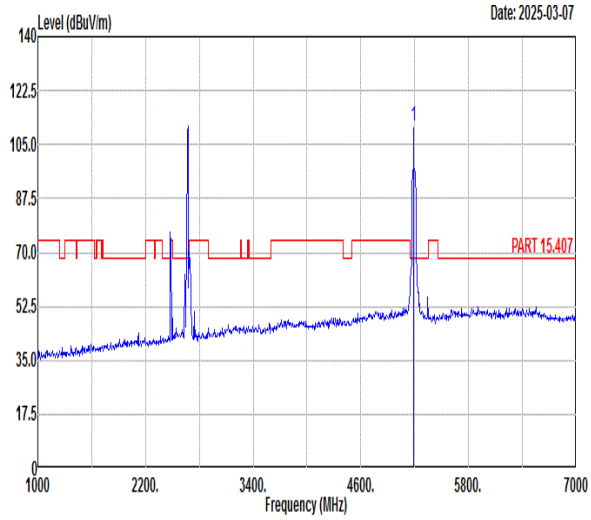 Freq Level Limit Line Margin (dB) Read Level Ant Factor Cable Loss Preamp Factor APos TPos Remark MHz dBuV/m dBuV/m dBuV dB/m dB dB cm deg 1 5190.00 110.73 ------ ------ 107.86 31.25 5.65 34.03 100 58 PEAK
Avg	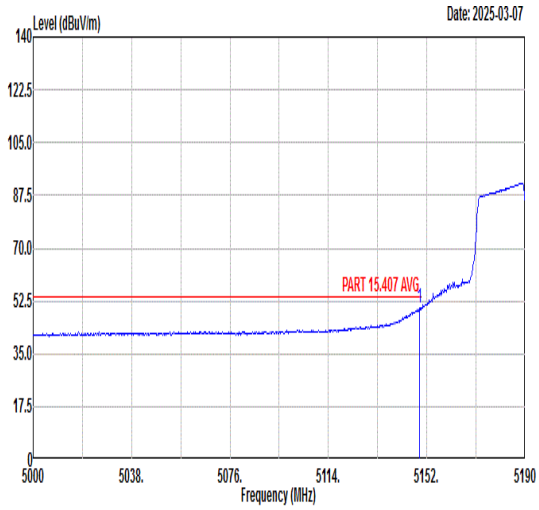 Freq Level Limit Line Margin (dB) Read Level Ant Factor Cable Loss Preamp Factor APos TPos Remark MHz dBuV/m dBuV/m dBuV dB/m dB dB cm deg 1 5149.15 50.15 54.00 -3.85 38.51 36.58 8.53 33.47 100 58 AVERAGE	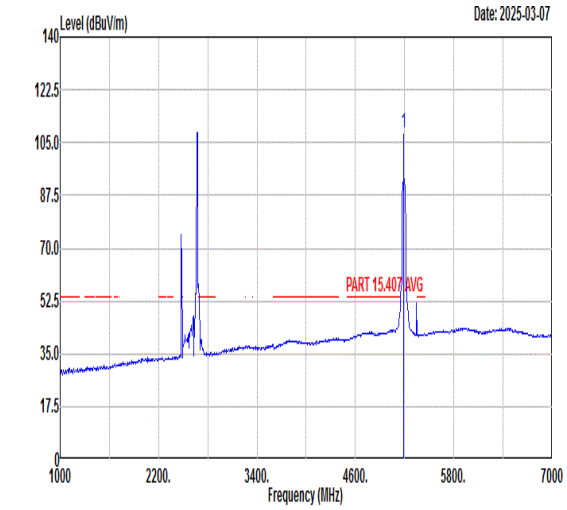 Freq Level Limit Line Margin (dB) Read Level Ant Factor Cable Loss Preamp Factor APos TPos Remark MHz dBuV/m dBuV/m dBuV dB/m dB dB cm deg 1 5190.00 108.53 ------ ------ 105.66 31.25 5.65 34.03 100 58 AVERAGE

Remark: All signals exceeding the limit are fundamental frequency signals and can be ignored.

Mode	45	
	Band Edge - R	
	U-NII-1_5.15-5.25_802.11n HT40_CH38_5190MHz+LTE B41 Link+2400-2483.5_Bluetooth-LE_GSFK _CH38_2478MHz	
ANT	5+1+6	
Pol.	Horizontal	Fundamental
Peak	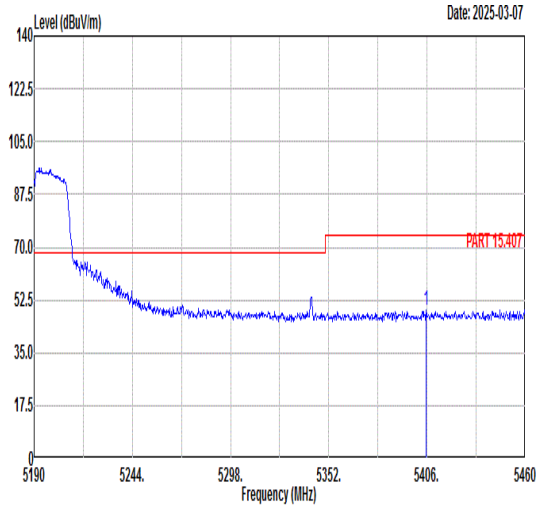 Freq Level Limit Line Margin (dB) Read Level Ant Factor Cable Loss Preamp Factor APos TPos Remark MHz dBuV/m dBuV/m dBuV dB/m dB dB cm deg 1 5405.46 49.09 74.00 -24.91 36.48 36.38 9.65 33.42 100 58 PEAK	Blank
Avg	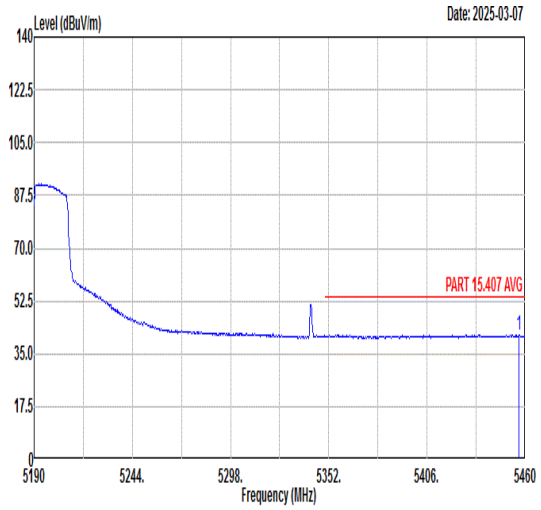 Freq Level Limit Line Margin (dB) Read Level Ant Factor Cable Loss Preamp Factor APos TPos Remark MHz dBuV/m dBuV/m dBuV dB/m dB dB cm deg 1 5456.49 41.35 54.00 -12.65 28.74 36.33 9.69 33.41 100 58 AVERAGE	Blank

Mode	45
	Band Edge - L
	U-NII-1_5.15-5.25_802.11n HT40_CH38_5190MHz+LTE B41 Link+2400-2483.5_Bluetooth-LE_GSFK _CH38_2478MHz
ANT	5+1+6

Pol.	Vertical	Fundamental
Peak	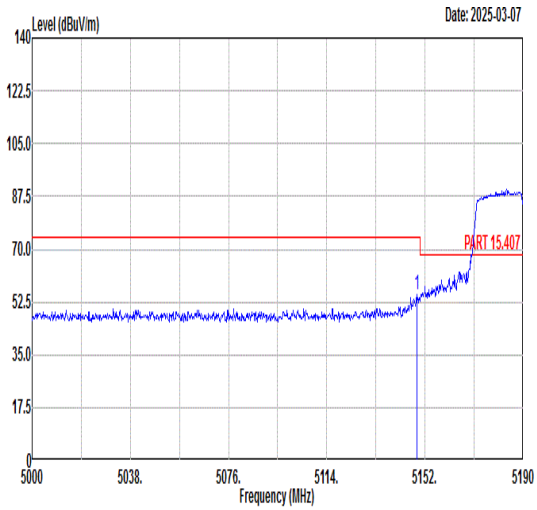 Freq Level Limit Line Margin (dB) Read Level Ant Factor Cable Loss Preamp Factor APos TPos Remark MHz dBuV/m dBuV/m dBuV dB/m dB dB cm deg 1 5148.77 54.74 74.00 -19.26 43.10 36.58 8.53 33.47 400 174 PEAK	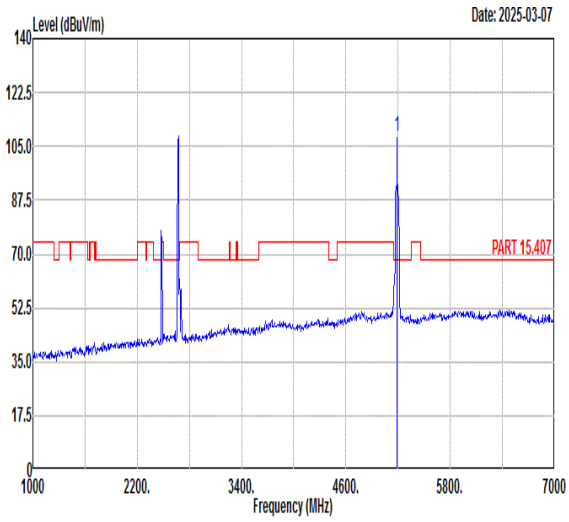 Freq Level Limit Line Margin (dB) Read Level Ant Factor Cable Loss Preamp Factor APos TPos Remark MHz dBuV/m dBuV/m dBuV dB/m dB dB cm deg 1 5190.00 108.40 ------ ------ 105.53 31.25 5.65 34.03 400 174 PEAK
Avg	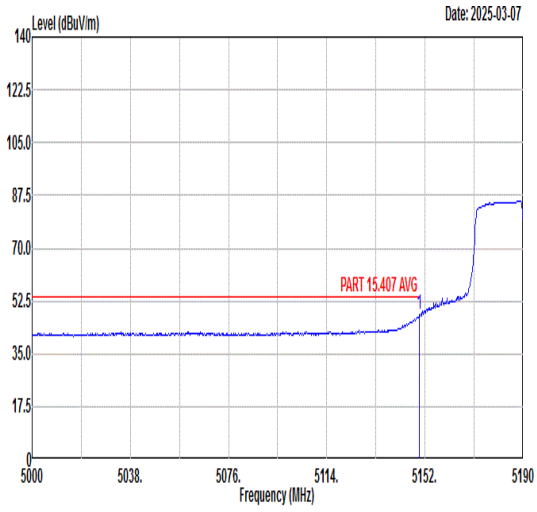 Freq Level Limit Line Margin (dB) Read Level Ant Factor Cable Loss Preamp Factor APos TPos Remark MHz dBuV/m dBuV/m dBuV dB/m dB dB cm deg 1 5149.91 48.20 54.00 -5.80 36.55 36.58 8.54 33.47 400 174 AVERAGE	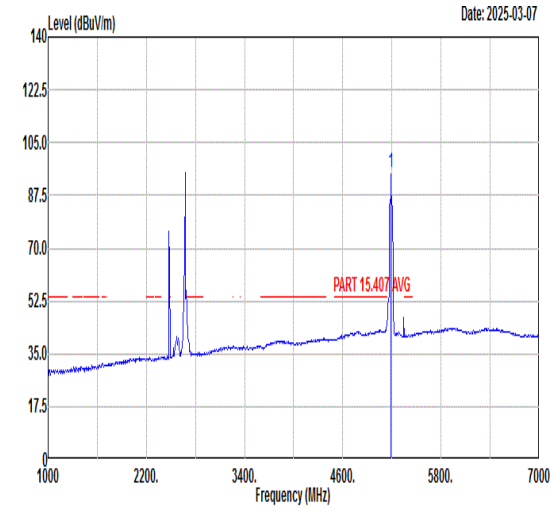 Freq Level Limit Line Margin (dB) Read Level Ant Factor Cable Loss Preamp Factor APos TPos Remark MHz dBuV/m dBuV/m dBuV dB/m dB dB cm deg 1 5190.00 94.88 ------ ------ 92.01 31.25 5.65 34.03 400 174 AVERAGE

Remark: All signals exceeding the limit are fundamental frequency signals and can be ignored.

Mode	45	
	Band Edge - R	
	U-NII-1_5.15-5.25_802.11n HT40_CH38_5190MHz+LTE B41 Link+2400-2483.5_Bluetooth-LE_GSFK _CH38_2478MHz	
ANT	5+1+6	
Pol.	Vertical	Fundamental
Peak	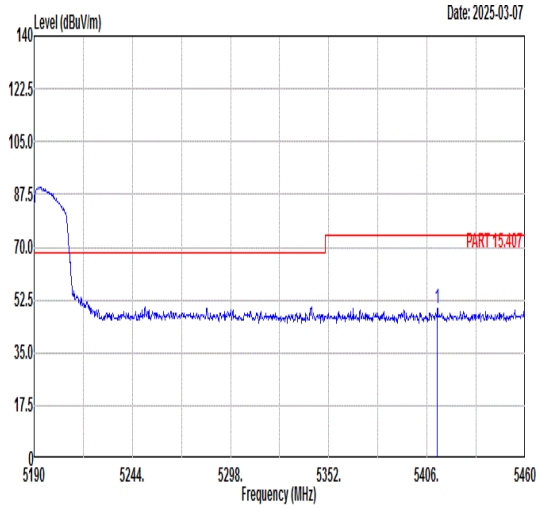 Freq Level Limit Line Margin (dB) Read Level Ant Factor Cable Loss Preamp Factor APos Remark TPos MHz dBuV/m dBuV/m dBuV dB/m dB dB cm deg 1 5411.67 49.91 74.00 -24.09 37.30 36.37 9.66 33.42 400 174 PEAK	Blank
Avg	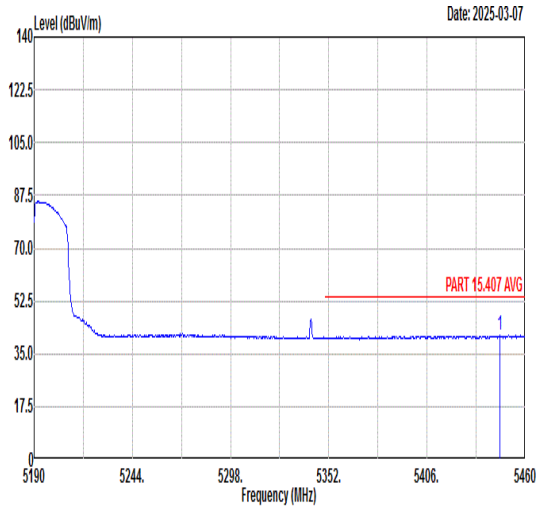 Freq Level Limit Line Margin (dB) Read Level Ant Factor Cable Loss Preamp Factor APos Remark TPos MHz dBuV/m dBuV/m dBuV dB/m dB dB cm deg 1 5445.96 41.09 54.00 -12.91 28.48 36.34 9.68 33.41 400 174 AVERAGE	Blank

Mode	45
	Band Edge
	U-NII-1_5.15-5.25_802.11n HT40_CH38_5190MHz+LTE B41 Link+2400-2483.5_Bluetooth-LE_GSFK _CH38_2478MHz
ANT	5+1+6

Pol.	Horizontal	Fundamental
Peak	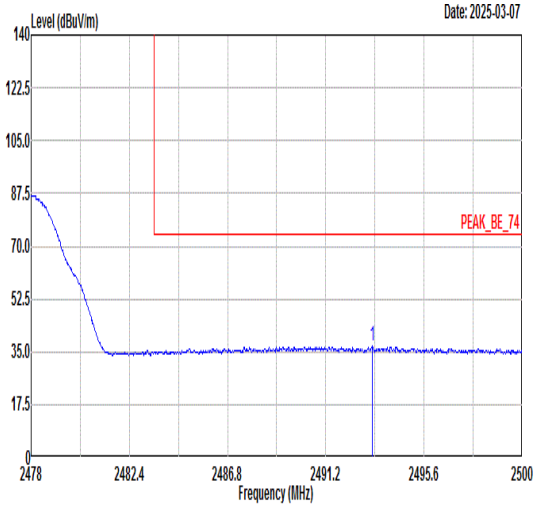 Freq Level Limit Line Margin (dB) Read Level Ant Factor Cable Loss Preamp Factor APos TPos Remark 1 2493.29 36.90 74.00 -37.10 34.73 30.80 5.47 34.10 296 325 PEAK	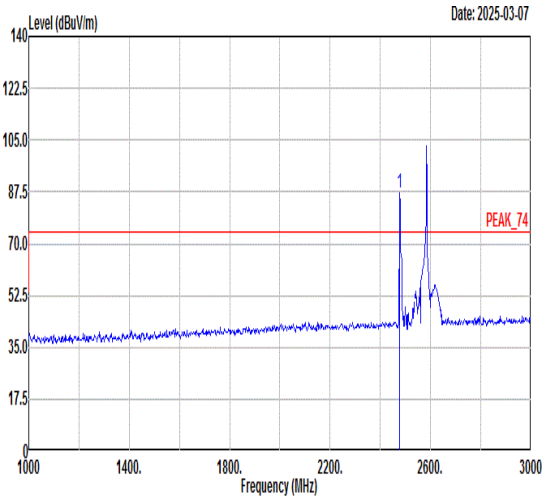 Freq Level Limit Line Margin (dB) Read Level Ant Factor Cable Loss Preamp Factor APos TPos Remark 1 2478.00 87.16 ------ ------ 85.02 30.80 5.45 34.11 296 325 Peak
Avg	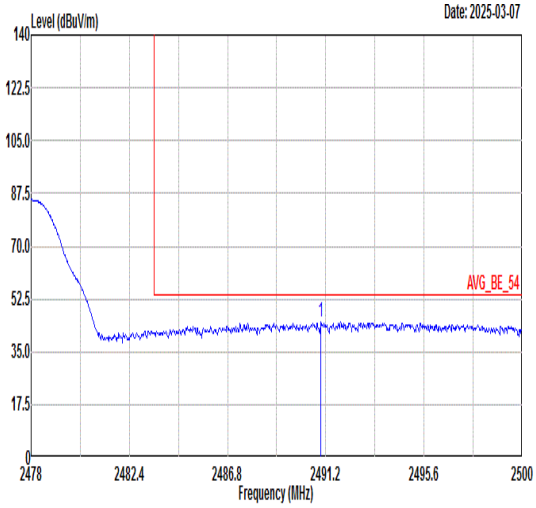 Freq Level Limit Line Margin (dB) Read Level Ant Factor Cable Loss Preamp Factor APos TPos Remark 1 2490.96 45.08 54.00 -8.92 42.91 30.80 5.47 34.10 296 325 AVERAGE	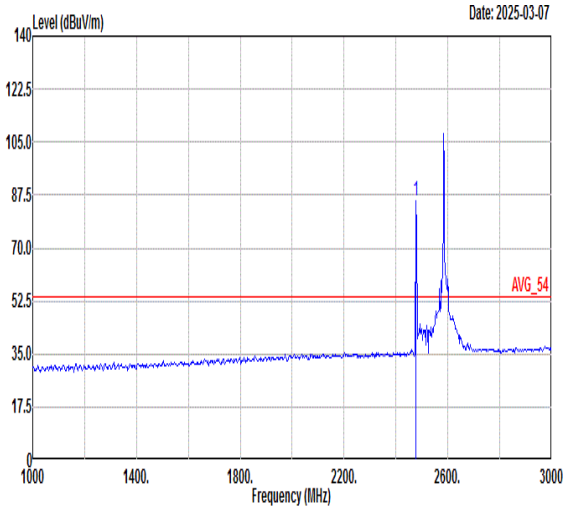 Freq Level Limit Line Margin (dB) Read Level Ant Factor Cable Loss Preamp Factor APos TPos Remark 1 2478.00 85.34 ------ ------ 83.20 30.80 5.45 34.11 296 325 Average

Mode	45
	Band Edge
	U-NII-1_5.15-5.25_802.11n HT40_CH38_5190MHz+LTE B41 Link+2400-2483.5_Bluetooth-LE_GSFK _CH38_2478MHz
ANT	5+1+6

Pol.	Vertical	Fundamental
Peak	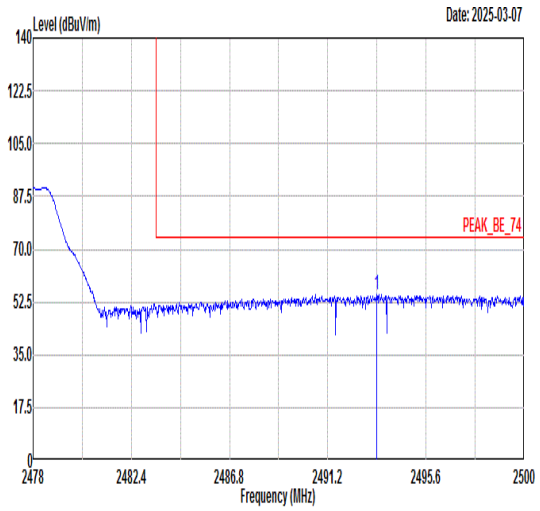 Freq Level Limit Line Margin (dB) Read Level Ant Factor Cable Loss Preamp Factor APos TPos Remark MHz dBuV/m dBuV/m dBuV dB/m dB dB cm deg 1 2493.38 54.84 74.00 -19.16 52.67 30.80 5.47 34.10 217 275 PEAK	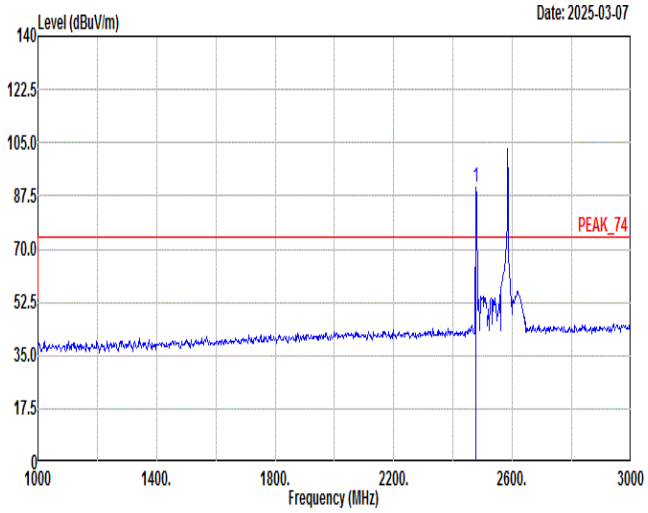 Freq Level Limit Line Margin (dB) Read Level Ant Factor Cable Loss Preamp Factor APos TPos Remark MHz dBuV/m dBuV/m dBuV dB/m dB dB cm deg 1 2478.00 90.52 ------ ------ 88.38 30.80 5.45 34.11 217 275 Peak
Avg	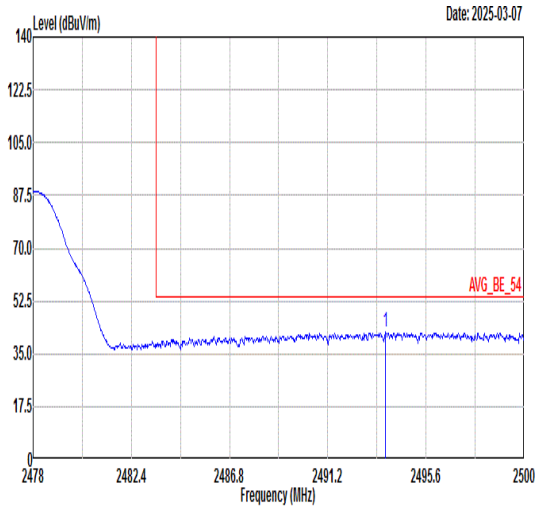 Freq Level Limit Line Margin (dB) Read Level Ant Factor Cable Loss Preamp Factor APos TPos Remark MHz dBuV/m dBuV/m dBuV dB/m dB dB cm deg 1 2493.77 42.44 54.00 -11.56 40.27 30.80 5.47 34.10 217 275 AVERAGE	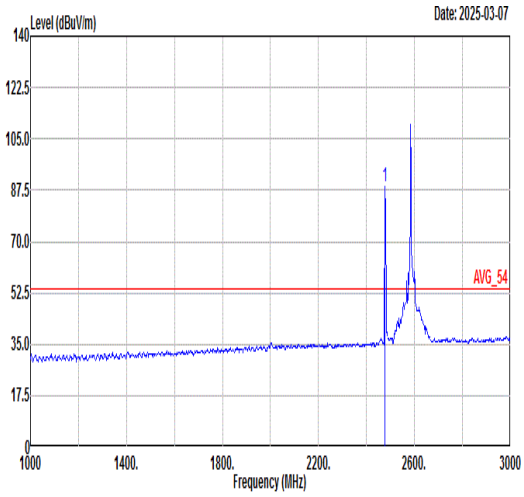 Freq Level Limit Line Margin (dB) Read Level Ant Factor Cable Loss Preamp Factor APos TPos Remark MHz dBuV/m dBuV/m dBuV dB/m dB dB cm deg 1 2478.00 88.66 ------ ------ 86.52 30.80 5.45 34.11 217 275 Average

Mode	45	
	Harmonic	
	U-NII-1_5.15-5.25_802.11n HT40_CH38_5190MHz+LTE B41 Link+2400-2483.5_Bluetooth-LE_GSFK _CH38_2478MHz	
ANT	5+1+6	
Pol.	Horizontal	Vertical
Peak Avg	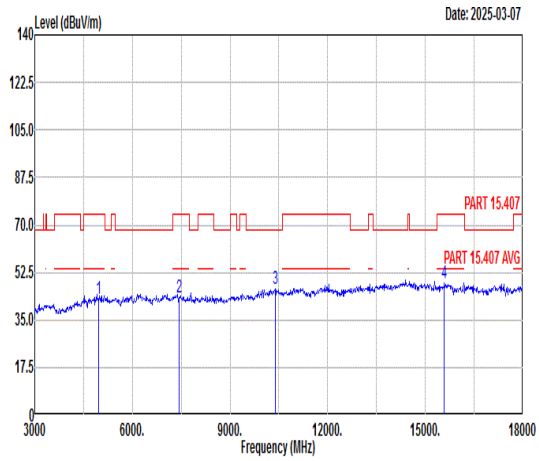 Freq Level Limit Line Margin Read Level Ant Factor Cable Loss Preamp Factor APos TPos Remark MHz dBuV/m dBuV/m dB dBuV dB/m dB dB cm deg 1 4956.00 42.61 74.00 -31.39 62.31 36.63 8.48 64.81 --- --- Peak 2 7434.00 43.50 74.00 -30.50 61.53 36.77 10.17 64.97 --- --- Peak 3 10380.00 46.58 68.30 -21.72 59.77 38.48 12.08 63.75 --- --- Peak 4 15570.00 48.54 74.00 -25.46 57.00 41.34 14.60 64.40 --- --- Peak	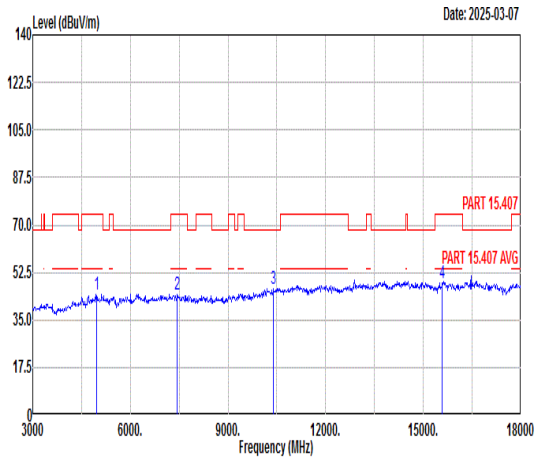 Freq Level Limit Line Margin Read Level Ant Factor Cable Loss Preamp Factor APos TPos Remark MHz dBuV/m dBuV/m dB dBuV dB/m dB dB cm deg 1 4956.00 44.12 74.00 -29.88 63.82 36.63 8.48 64.81 --- --- Peak 2 7434.00 44.48 74.00 -29.52 62.51 36.77 10.17 64.97 --- --- Peak 3 10380.00 46.28 68.30 -22.02 59.47 38.48 12.08 63.75 --- --- Peak 4 15570.00 48.38 74.00 -25.62 56.84 41.34 14.60 64.40 --- --- Peak

Mode	46	
	Band Edge - L	
	U-NII-1_5.15-5.25_802.11n HT40_CH38_5190MHz	
ANT	5	
Pol.	Horizontal	Fundamental
Peak	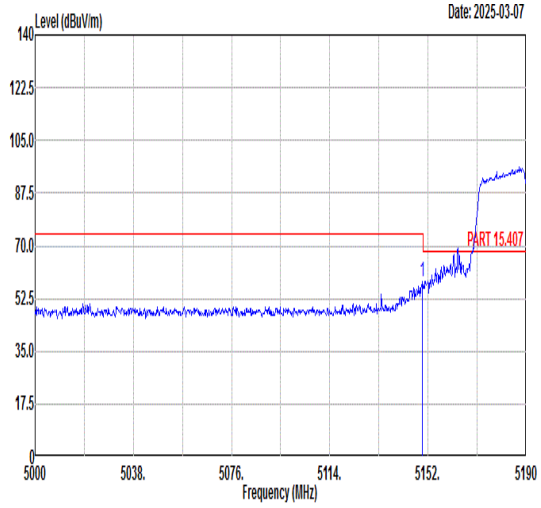 Freq Level Limit Line Margin (dB) Read Level Ant Factor Cable Loss Preamp Factor APos TPos Remark MHz dBuV/m dBuV/m dBuV dB/m dB dB cm deg 1 5149.72 58.35 74.00 -15.65 46.70 36.58 8.54 33.47 100 59 PEAK	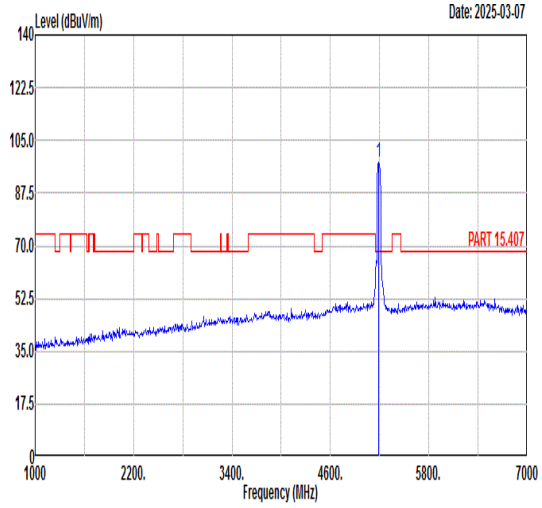 Freq Level Limit Line Margin (dB) Read Level Ant Factor Cable Loss Preamp Factor APos TPos Remark MHz dBuV/m dBuV/m dBuV dB/m dB dB cm deg 1 5190.00 97.50 ------ ------ 85.80 36.55 8.61 33.46 100 59 PEAK
Avg	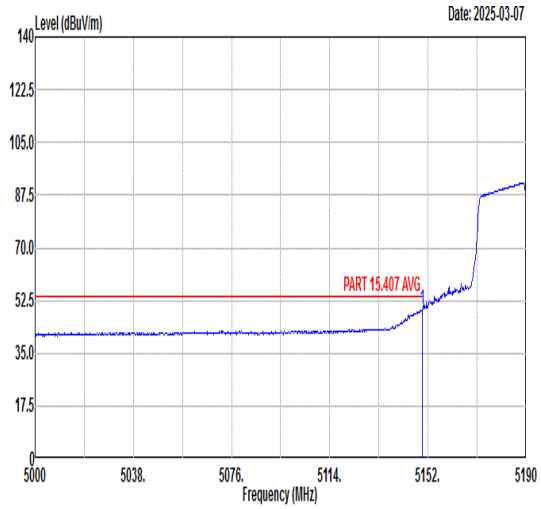 Freq Level Limit Line Margin (dB) Read Level Ant Factor Cable Loss Preamp Factor APos TPos Remark MHz dBuV/m dBuV/m dBuV dB/m dB dB cm deg 1 5149.72 49.46 54.00 -4.54 37.81 36.58 8.54 33.47 100 59 AVERAGE	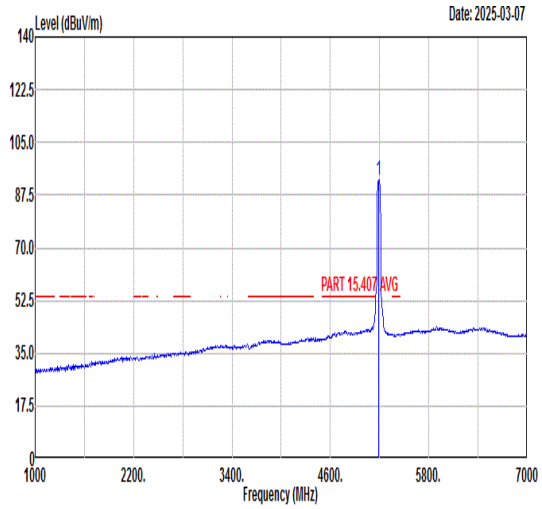 Freq Level Limit Line Margin (dB) Read Level Ant Factor Cable Loss Preamp Factor APos TPos Remark MHz dBuV/m dBuV/m dBuV dB/m dB dB cm deg 1 5190.00 92.55 ------ ------ 80.85 36.54 8.62 33.46 100 59 AVERAGE

Mode	46	
	Band Edge - R	
	U-NII-1_5.15-5.25_802.11n HT40_CH38_5190MHz	
ANT	5	
Pol.	Horizontal	Fundamental
Peak	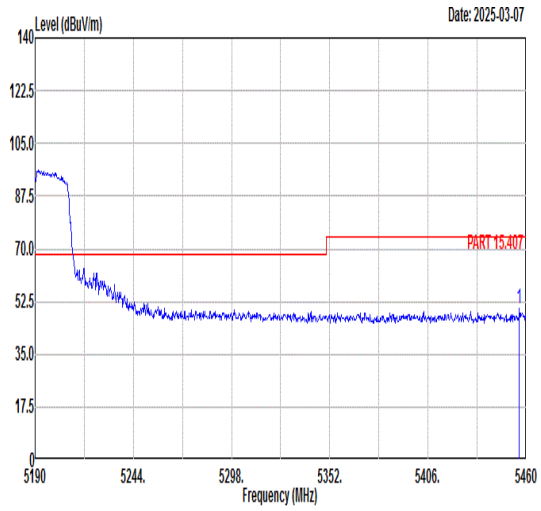 Freq Level Limit Line Margin (dB) Read Level Ant Factor Cable Loss Preamp Factor APos TPos Remark MHz dBuV/m dBuV/m dBuV dB/m dB dB cm deg 1 5456.22 50.03 74.00 -23.97 37.41 36.34 9.69 33.41 100 59 PEAK	Blank
Avg	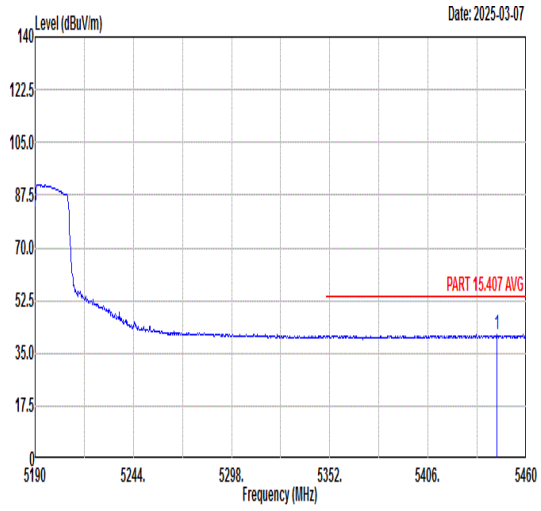 Freq Level Limit Line Margin (dB) Read Level Ant Factor Cable Loss Preamp Factor APos TPos Remark MHz dBuV/m dBuV/m dBuV dB/m dB dB cm deg 1 5443.80 41.05 54.00 -12.95 28.44 36.34 9.68 33.41 100 59 AVERAGE	Blank

Mode	46	
	Band Edge - L	
	U-NII-1_5.15-5.25_802.11n HT40_CH38_5190MHz	
ANT	5	
Pol.	Vertical	Fundamental
Peak	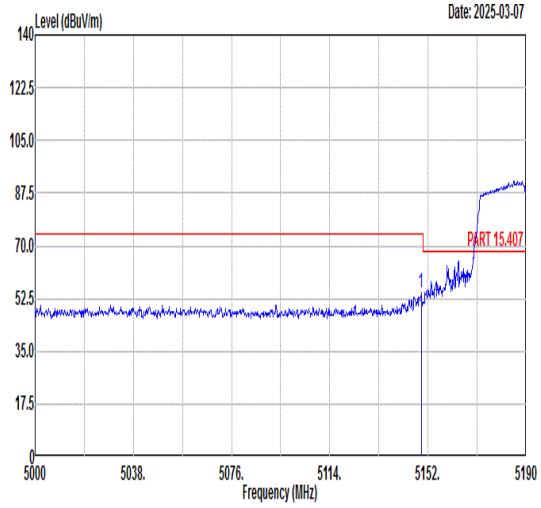 Freq Level Limit Line Margin (dB) Read Level Ant Factor Cable Loss Preamp Factor APos TPos Remark MHz dBuV/m dBuV/m dBuV dB/m dB dB cm deg 1 5149.34 54.49 74.00 -19.51 42.85 36.58 8.53 33.47 357 186 PEAK	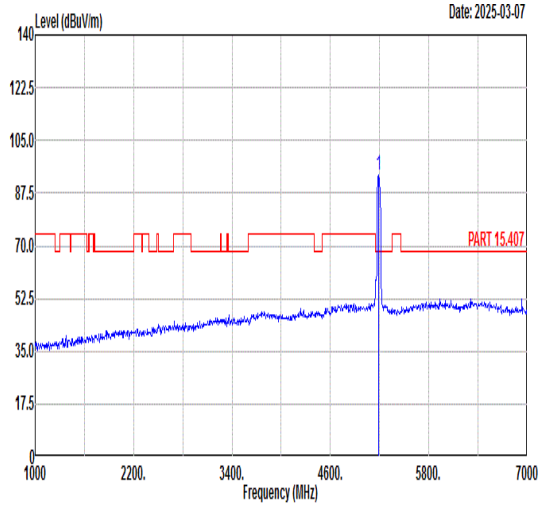 Freq Level Limit Line Margin (dB) Read Level Ant Factor Cable Loss Preamp Factor APos TPos Remark MHz dBuV/m dBuV/m dBuV dB/m dB dB cm deg 1 5190.00 93.35 ------ ------ 81.65 36.55 8.61 33.46 357 186 PEAK
Avg	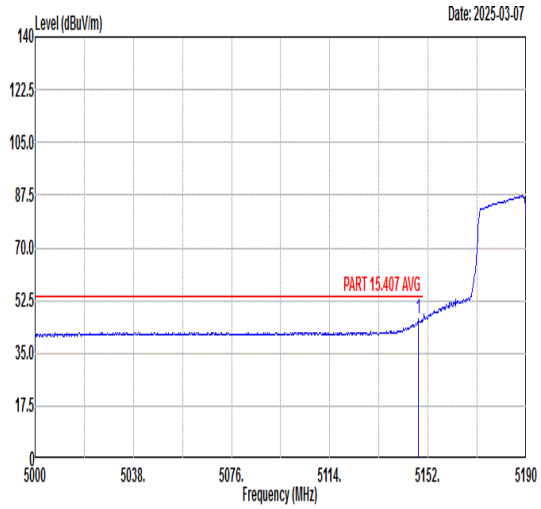 Freq Level Limit Line Margin (dB) Read Level Ant Factor Cable Loss Preamp Factor APos TPos Remark MHz dBuV/m dBuV/m dBuV dB/m dB dB cm deg 1 5148.20 46.24 54.00 -7.76 34.60 36.58 8.53 33.47 357 186 AVERAGE	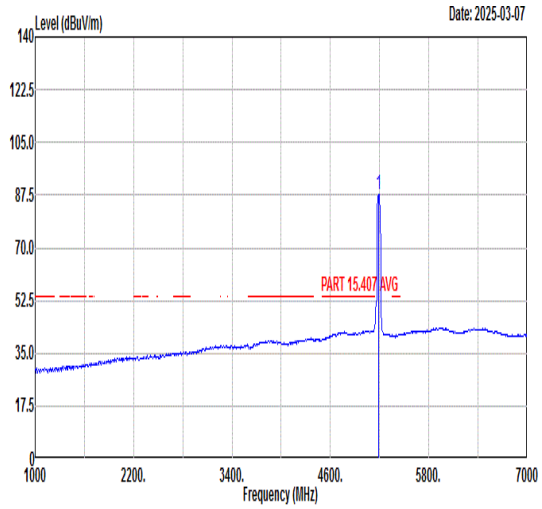 Freq Level Limit Line Margin (dB) Read Level Ant Factor Cable Loss Preamp Factor APos TPos Remark MHz dBuV/m dBuV/m dBuV dB/m dB dB cm deg 1 5190.00 87.89 ------ ------ 76.19 36.55 8.61 33.46 357 186 AVERAGE

Mode	46	
	Band Edge - R	
	U-NII-1_5.15-5.25_802.11n HT40_CH38_5190MHz	
ANT	5	
Pol.	Vertical	Fundamental
Peak	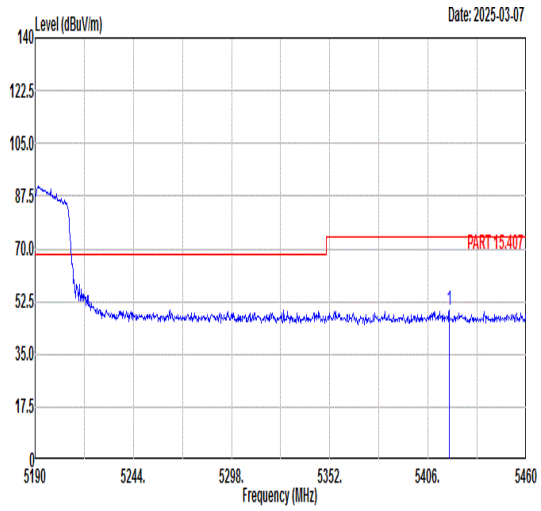 Freq Level Limit Line Margin (dB) Read Level Ant Factor Cable Loss Preamp Factor APos TPos Remark MHz dBuV/m dBuV/m dBuV dB/m dB dB cm deg 1 5417.61 49.54 74.00 -24.46 36.92 36.37 9.67 33.42 357 186 PEAK	Blank
Avg	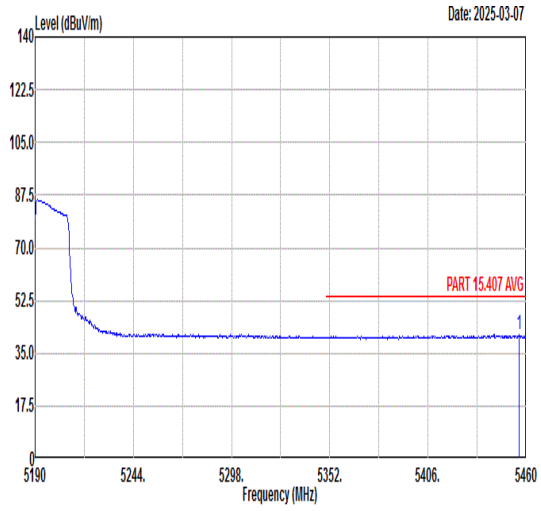 Freq Level Limit Line Margin (dB) Read Level Ant Factor Cable Loss Preamp Factor APos TPos Remark MHz dBuV/m dBuV/m dBuV dB/m dB dB cm deg 1 5455.95 41.06 54.00 -12.94 28.44 36.34 9.69 33.41 357 186 AVERAGE	Blank

Mode	47	
	Band Edge - L	
	U-NII-1_5.15-5.25_802.11n HT40_CH38_5190MHz	
ANT	5	
Pol.	Horizontal	Fundamental
Peak	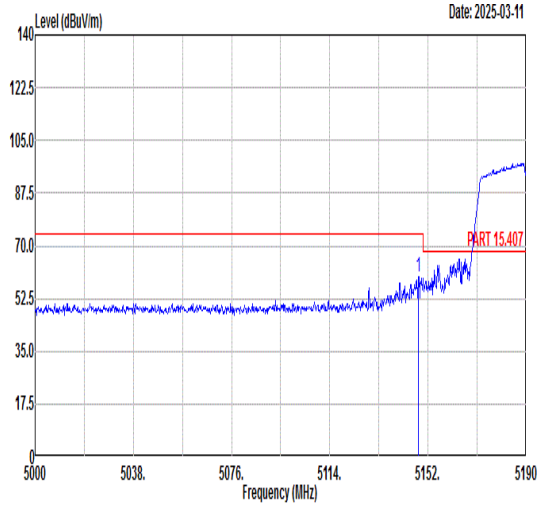 Freq Level Limit Line Margin (dB) Read Level Ant Factor Cable Loss Preamp Factor APos TPos Remark MHz dBuV/m dBuV/m dBuV dB/m dB dB cm deg 1 5148.39 59.82 74.00 -14.18 48.18 36.58 8.53 33.47 200 49 PEAK	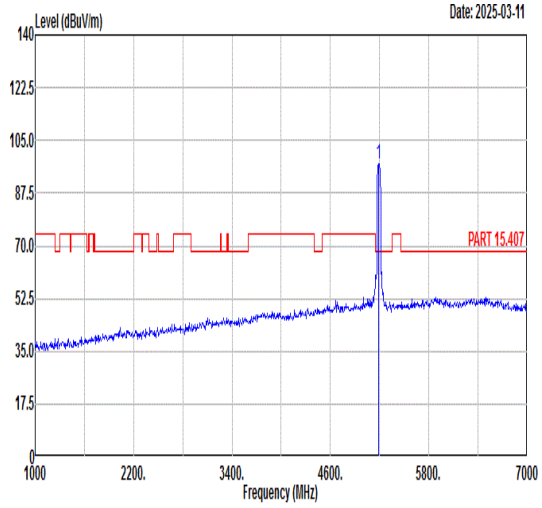 Freq Level Limit Line Margin (dB) Read Level Ant Factor Cable Loss Preamp Factor APos TPos Remark MHz dBuV/m dBuV/m dBuV dB/m dB dB cm deg 1 5190.00 97.32 ------ ------ 85.62 36.54 8.62 33.46 200 49 PEAK
Avg	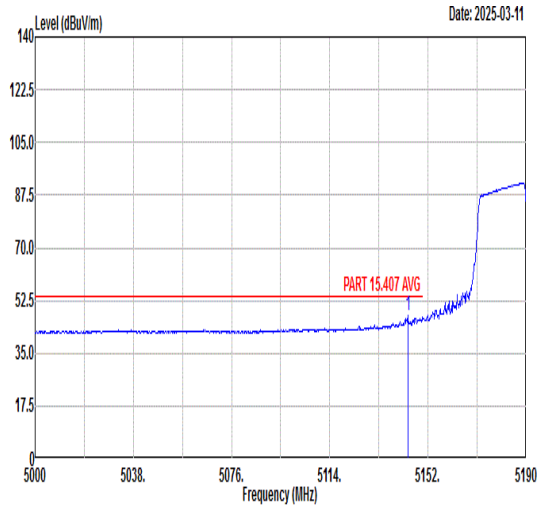 Freq Level Limit Line Margin (dB) Read Level Ant Factor Cable Loss Preamp Factor APos TPos Remark MHz dBuV/m dBuV/m dBuV dB/m dB dB cm deg 1 5144.21 47.62 54.00 -6.38 35.99 36.58 8.52 33.47 200 49 AVERAGE	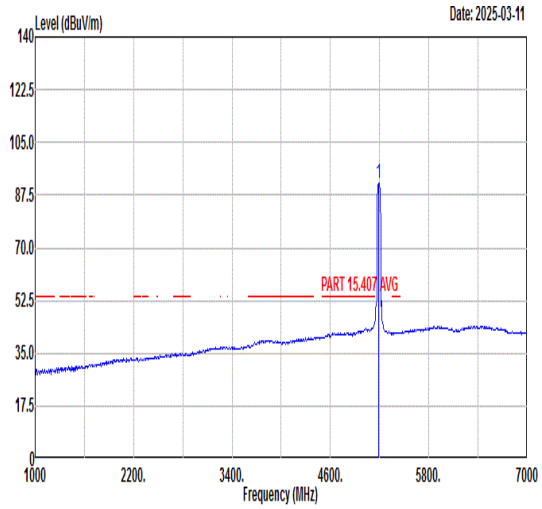 Freq Level Limit Line Margin (dB) Read Level Ant Factor Cable Loss Preamp Factor APos TPos Remark MHz dBuV/m dBuV/m dBuV dB/m dB dB cm deg 1 5190.00 91.57 ------ ------ 79.87 36.54 8.62 33.46 200 49 AVERAGE

Mode	47	
	Band Edge - R	
	U-NII-1_5.15-5.25_802.11n HT40_CH38_5190MHz	
ANT	5	
Pol.	Horizontal	Fundamental
Peak	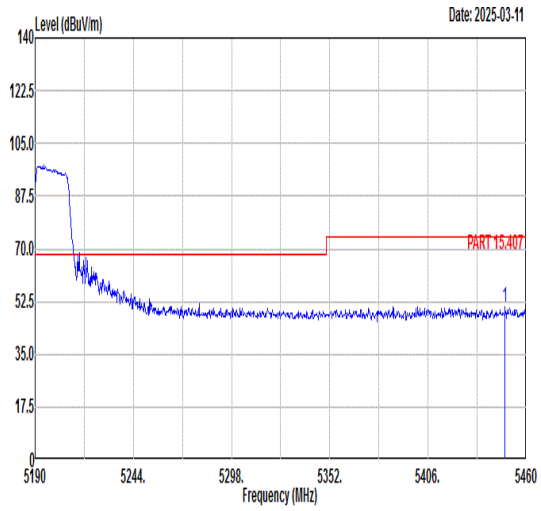 Freq Level Limit Line Margin (dB) Read Level Ant Factor Cable Loss Preamp Factor APos TPos Remark MHz dBuV/m dBuV/m dBuV dB/m dB dB cm deg 1 5448.39 50.72 74.00 -23.28 38.11 36.34 9.68 33.41 200 49 PEAK	Blank
Avg	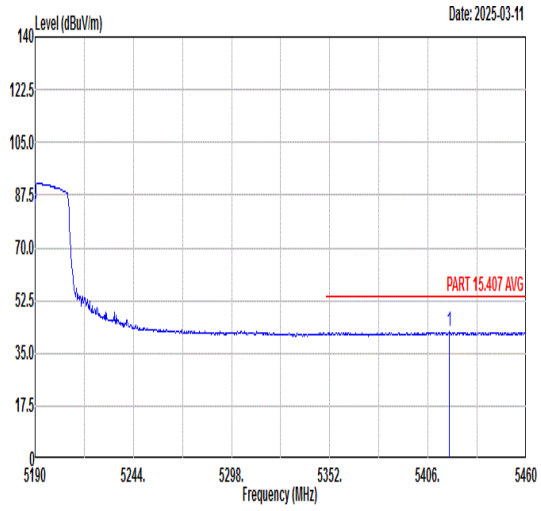 Freq Level Limit Line Margin (dB) Read Level Ant Factor Cable Loss Preamp Factor APos TPos Remark MHz dBuV/m dBuV/m dBuV dB/m dB dB cm deg 1 5417.88 42.06 54.00 -11.94 29.44 36.37 9.67 33.42 200 49 AVERAGE	Blank

Mode	47	
	Band Edge - L	
	U-NII-1_5.15-5.25_802.11n HT40_CH38_5190MHz	
ANT	5	
Pol.	Vertical	Fundamental
Peak	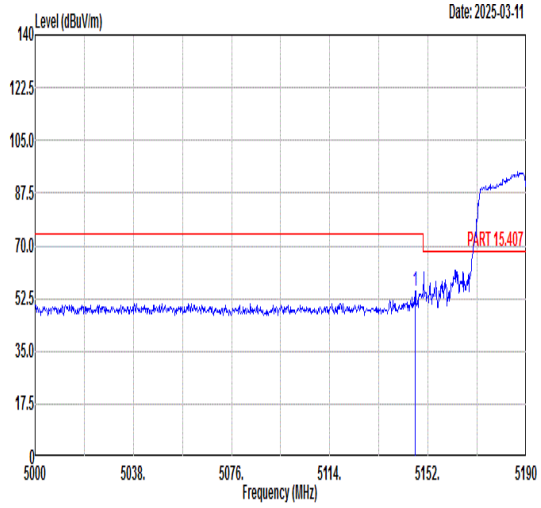 Freq Level Limit Line Margin (dB) Read Level Ant Factor Cable Loss Preamp Factor APos TPos Remark MHz dBuV/m dBuV/m dBuV dB/m dB dB cm deg 1 5147.06 55.09 74.00 -18.91 43.45 36.58 8.53 33.47 400 116 PEAK	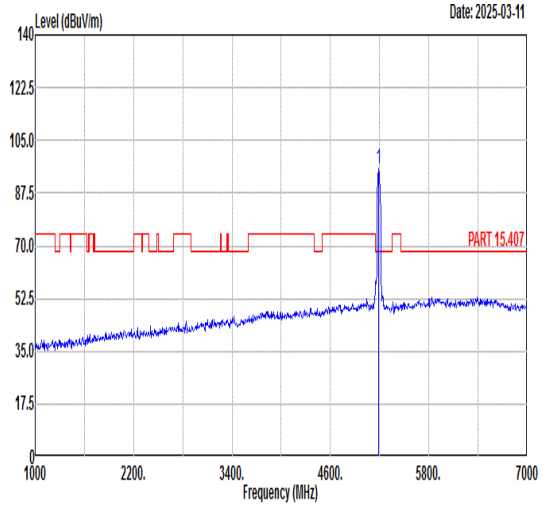 Freq Level Limit Line Margin (dB) Read Level Ant Factor Cable Loss Preamp Factor APos TPos Remark MHz dBuV/m dBuV/m dBuV dB/m dB dB cm deg 1 5190.00 95.63 ------ ------ 83.93 36.55 8.61 33.46 400 116 PEAK
Avg	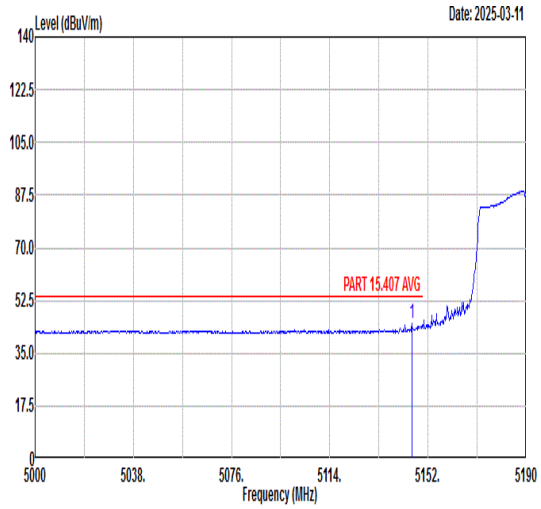 Freq Level Limit Line Margin (dB) Read Level Ant Factor Cable Loss Preamp Factor APos TPos Remark MHz dBuV/m dBuV/m dBuV dB/m dB dB cm deg 1 5145.73 44.73 54.00 -9.27 33.09 36.58 8.53 33.47 400 116 AVERAGE	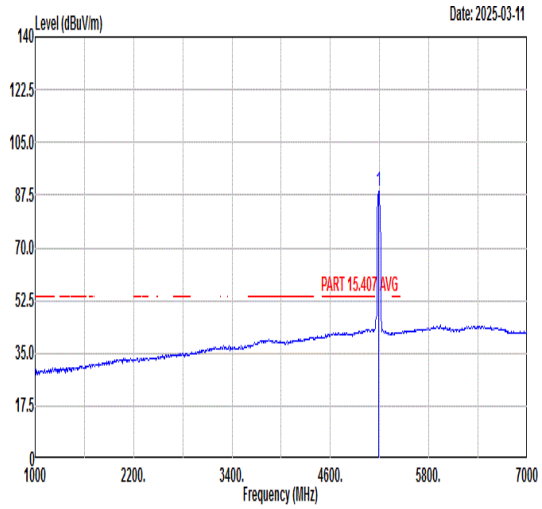 Freq Level Limit Line Margin (dB) Read Level Ant Factor Cable Loss Preamp Factor APos TPos Remark MHz dBuV/m dBuV/m dBuV dB/m dB dB cm deg 1 5190.00 88.72 ------ ------ 77.02 36.55 8.61 33.46 400 116 AVERAGE

Mode	47	
	Band Edge - R	
	U-NII-1_5.15-5.25_802.11n HT40_CH38_5190MHz	
ANT	5	
Pol.	Vertical	Fundamental
Peak	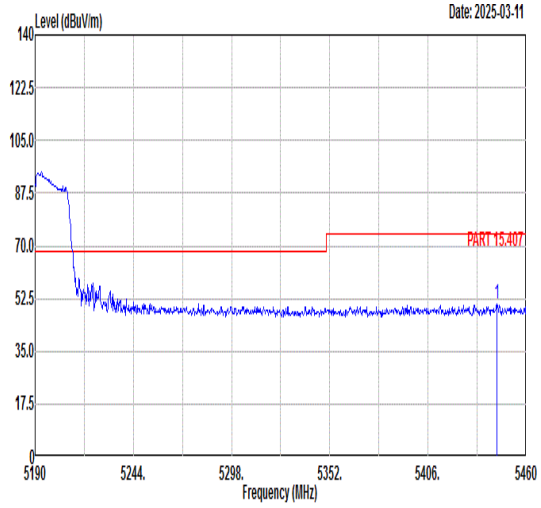 Freq Level Limit Line Margin (dB) Read Level Ant Factor Cable Loss Preamp Factor APos TPos Remark MHz dBuV/m dBuV/m dBuV dB/m dB dB cm deg 1 5443.80 50.57 74.00 -23.43 37.96 36.34 9.68 33.41 400 116 PEAK	Blank
Avg	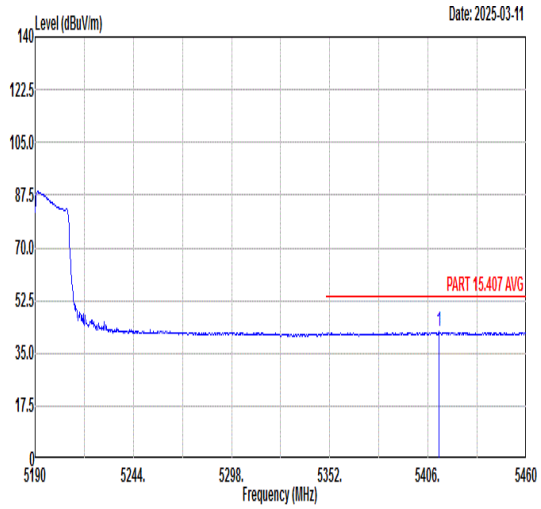 Freq Level Limit Line Margin (dB) Read Level Ant Factor Cable Loss Preamp Factor APos TPos Remark MHz dBuV/m dBuV/m dBuV dB/m dB dB cm deg 1 5411.94 42.19 54.00 -11.81 29.58 36.37 9.66 33.42 400 116 AVERAGE	Blank

Appendix D. Duty Cycle Plots

Band	Duty Cycle(%)	T(ms)	1/T(kHz)	VBW Setting
802.11a	96.55	1.4	0.714	1KHz
802.11n HT20	96.27	1.29	0.775	1KHz
802.11n HT40	94.74	0.648	1.543	3KHz
802.11ac VHT80	90	0.324	3.086	10KHZ

802.11a

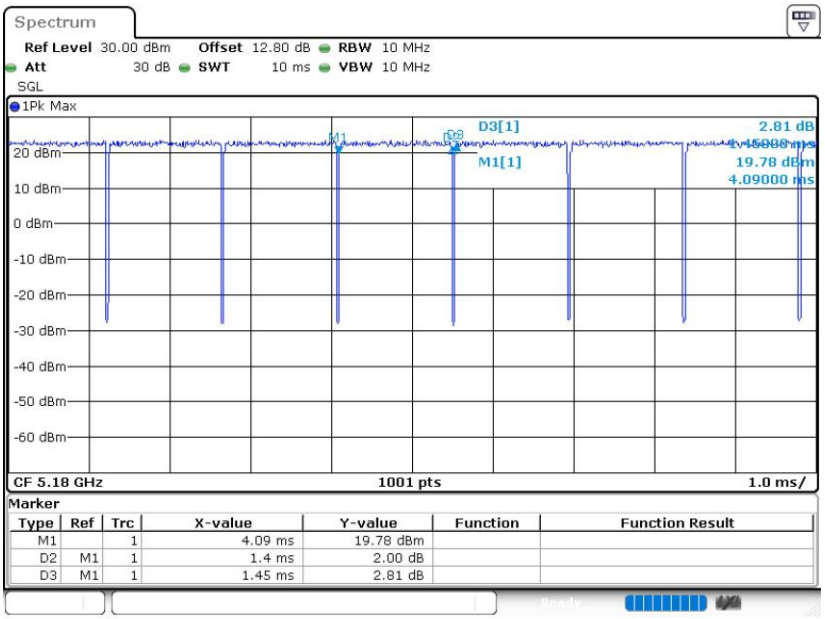

802.11n HT20

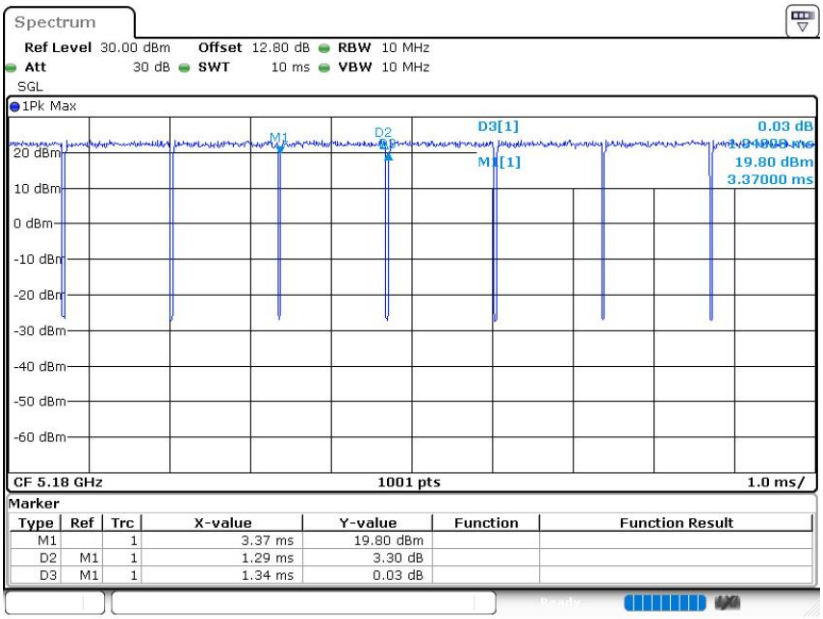

802.11n HT40

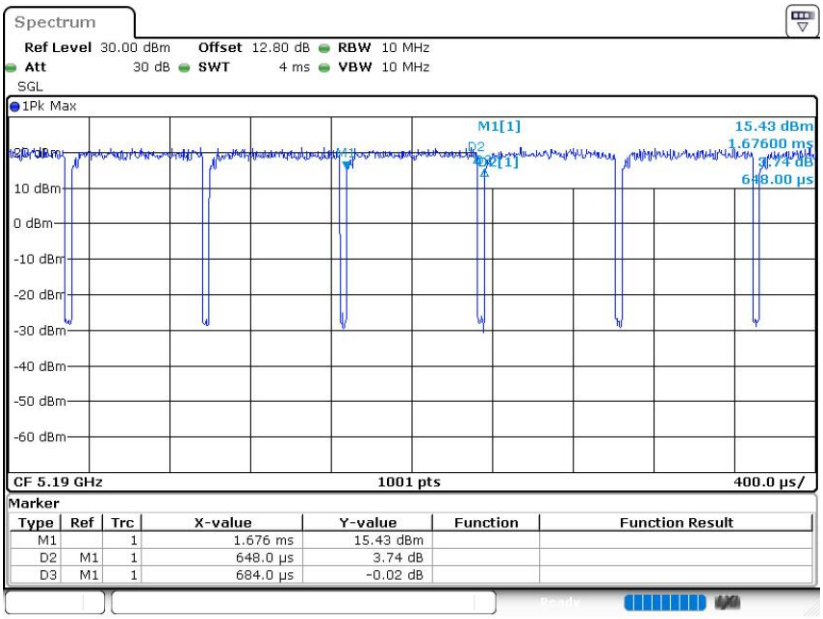
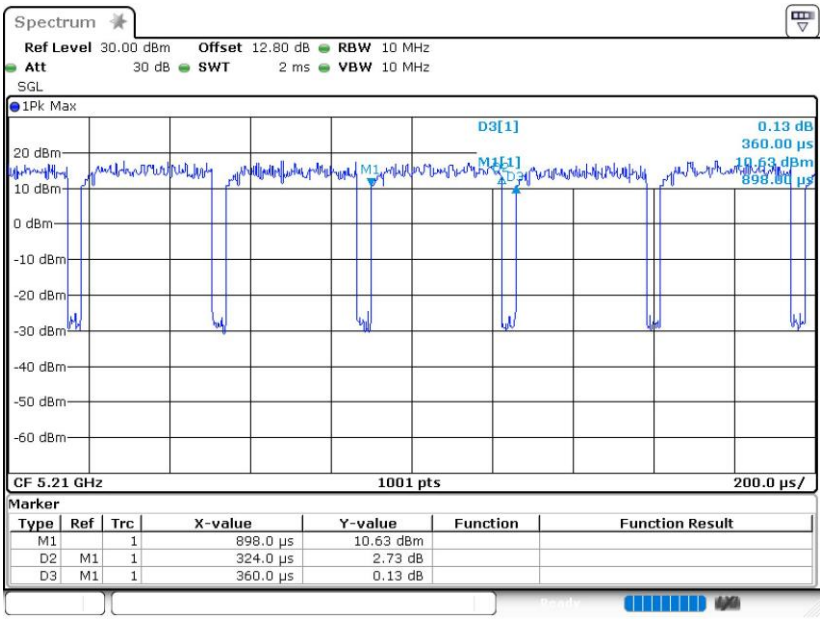
802.11ac VHT80