Mode	12	
	Band Edge - L	
	2400-2483.5_802.11n HT40_CH09_2452MHz	
ANT	6	
Pol.	Vertical	Fundamental
Peak	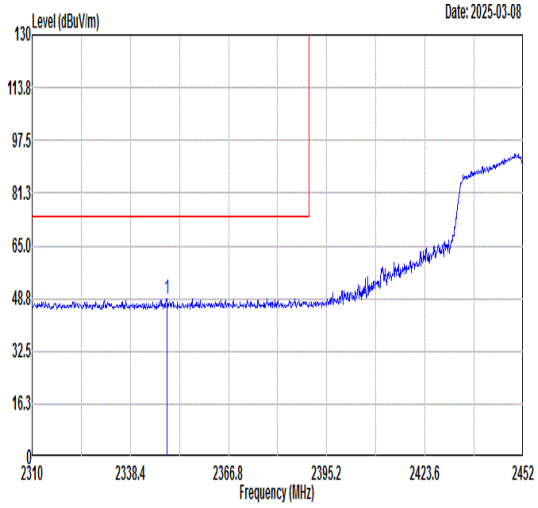 Freq Level Limit Line Margin (dB) Read Level Ant Factor Cable Loss Preamp Factor APos TPos Remark MHz dBuV/m dBuV/m dBuV dB/m dB dB cm deg 1 2348.91 48.71 74.00 -25.29 47.33 30.41 4.75 33.78 382 61 PEAK	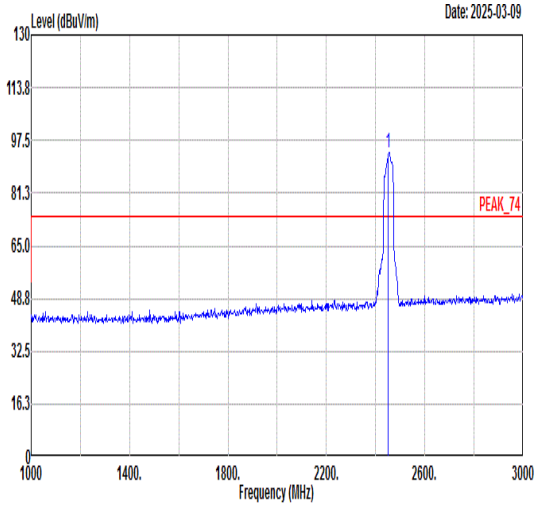 Freq Level Limit Line Margin (dB) Read Level Ant Factor Cable Loss Preamp Factor APos TPos Remark MHz dBuV/m dBuV/m dBuV dB/m dB dB cm deg 1 2452.00 93.59 ------ ------ 91.81 30.48 4.88 33.58 382 61 PEAK
Avg	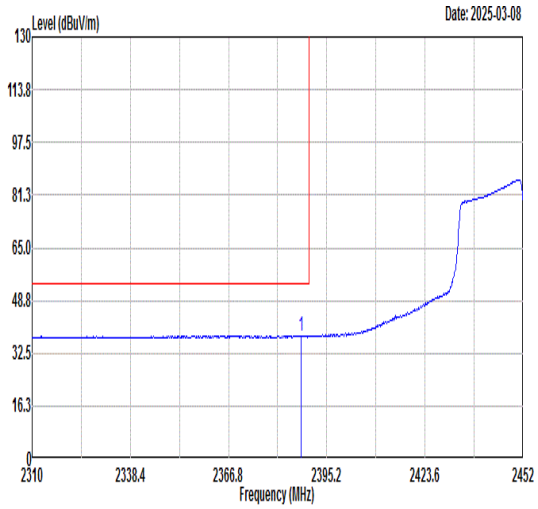 Freq Level Limit Line Margin (dB) Read Level Ant Factor Cable Loss Preamp Factor APos TPos Remark MHz dBuV/m dBuV/m dBuV dB/m dB dB cm deg 1 2387.82 37.99 54.00 -16.01 36.48 30.43 4.79 33.71 382 61 AVERAGE	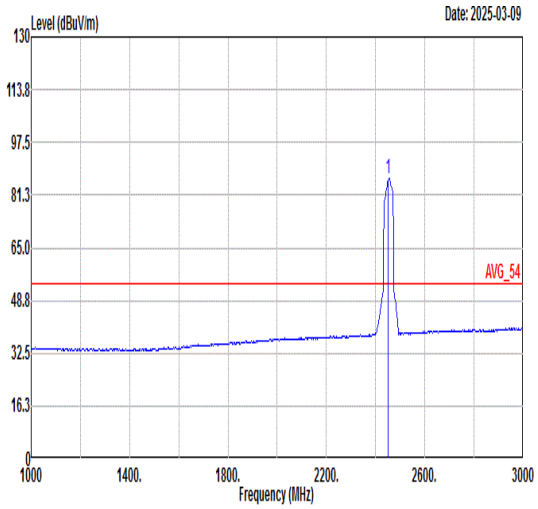 Freq Level Limit Line Margin (dB) Read Level Ant Factor Cable Loss Preamp Factor APos TPos Remark MHz dBuV/m dBuV/m dBuV dB/m dB dB cm deg 1 2452.00 86.27 ------ ------ 84.51 30.47 4.88 33.59 382 61 AVERAGE

Mode	12	
	Band Edge - R	
	2400-2483.5_802.11n HT40_CH09_2452MHz	
ANT	6	
Pol.	Vertical	Fundamental
Peak	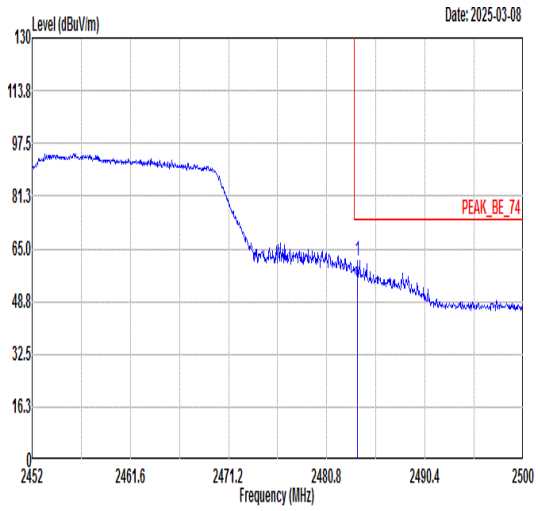 Freq Level Limit Line Margin (dB) Read Level Ant Factor Cable Loss Preamp Factor APos TPos Remark MHz dBuV/m dBuV/m dBuV dB/m dB dB cm deg 1 2483.78 61.27 74.00 -12.73 59.39 30.49 4.92 33.53 382 61 PEAK	Blank
Avg	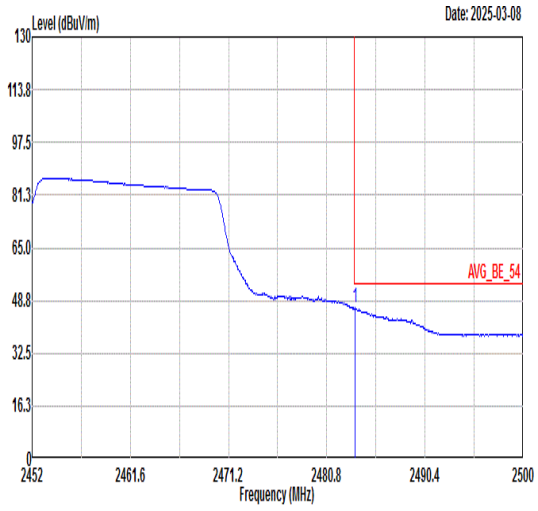 Freq Level Limit Line Margin (dB) Read Level Ant Factor Cable Loss Preamp Factor APos TPos Remark MHz dBuV/m dBuV/m dBuV dB/m dB dB cm deg 1 2483.58 46.37 54.00 -7.63 44.49 30.49 4.92 33.53 382 61 AVERAGE	Blank

Mode	13	
	LF	
	2400-2483.5_802.11b_CH06_2437MHz	
ANT	6	
Pol.	Horizontal	Vertical
QP/ Peak	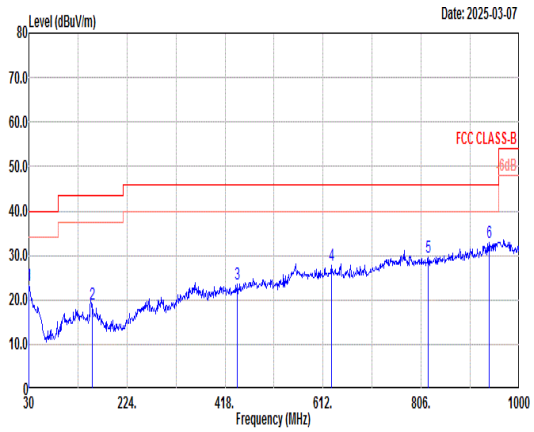	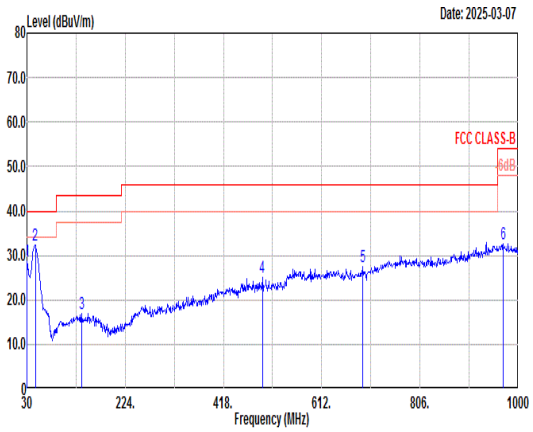

	Freq	Level	Limit Line	Margin	Read Level	Ant Factor	Cable Loss	Preamp Factor	APos	TPos	Remark
	MHz	dBuV/m	dBuV/m	dB	dBuV	dB/m	dB	dB	cm	deg	
1	30.00	23.17	40.00	-16.83	28.85	25.29	0.53	31.50	---	---	Peak
2	156.10	19.06	43.50	-24.44	32.66	16.72	1.27	31.59	---	---	Peak
3	442.25	23.54	46.00	-22.46	29.70	22.96	2.18	31.30	---	---	Peak
4	628.49	27.85	46.00	-18.15	29.79	26.61	2.61	31.16	---	---	Peak
5	820.55	29.70	46.00	-16.30	29.18	28.61	2.99	31.08	---	---	Peak
6	939.86	32.98	46.00	-13.02	29.75	30.89	3.22	30.88	---	---	Peak

	Freq	Level	Limit Line	Margin	Read Level	Ant Factor	Cable Loss	Preamp Factor	APos	TPos	Remark
	MHz	dBuV/m	dBuV/m	dB	dBuV	dB/m	dB	dB	cm	deg	
1	30.00	28.71	40.00	-11.29	34.39	25.29	0.53	31.50	---	---	Peak
2	46.49	32.43	40.00	-7.57	47.20	16.33	0.67	31.77	---	---	Peak
3	138.64	16.85	43.50	-26.65	29.61	17.65	1.21	31.62	---	---	Peak
4	494.63	24.95	46.00	-21.05	29.69	24.24	2.32	31.30	---	---	Peak
5	693.48	27.55	46.00	-18.45	29.02	26.89	2.75	31.11	---	---	Peak
6	969.93	32.65	54.00	-21.35	28.52	31.66	3.26	30.79	---	---	Peak

Mode	14	
	Band Edge - L	
	2400-2483.5_802.11n HT40_CH03_2422MHz	
ANT	6	
Pol.	Horizontal	Fundamental
Peak	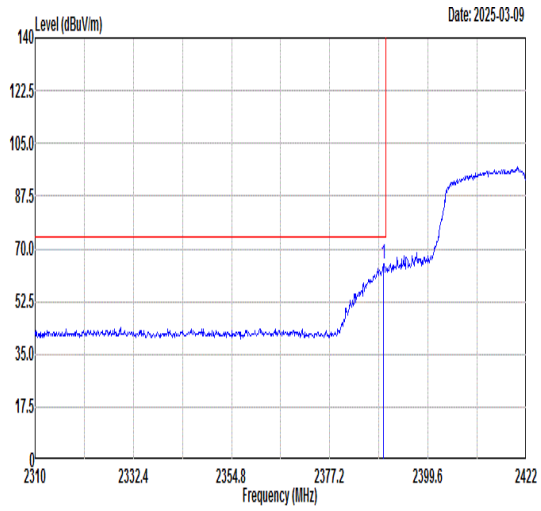 Freq Level Limit Line Margin Read Level Ant Factor Cable Loss Preamp Factor APos TPos Remark MHz dBuV/m dBuV/m dB dBuV dB/m dB dB cm deg 1 2389.52 65.03 74.00 -8.97 63.03 30.78 5.36 34.14 172 284 PEAK	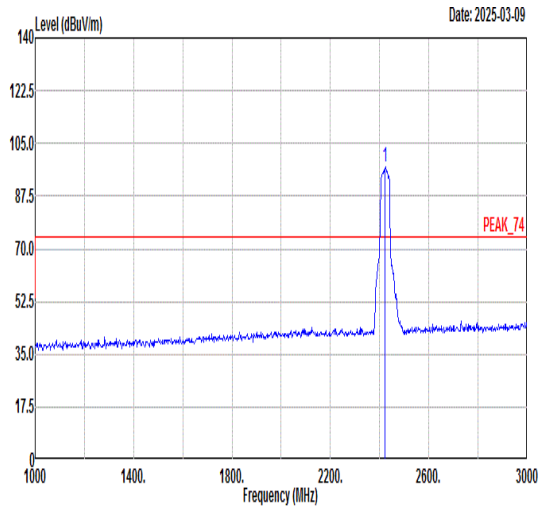 Freq Level Limit Line Margin Read Level Ant Factor Cable Loss Preamp Factor APos TPos Remark MHz dBuV/m dBuV/m dB dBuV dB/m dB dB cm deg 1 2422.00 97.32 ------ ------ 95.28 30.78 5.39 34.13 172 284 PEAK
Avg	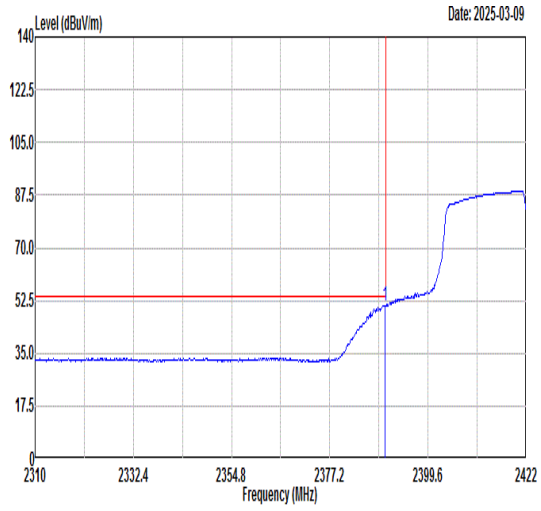 Freq Level Limit Line Margin Read Level Ant Factor Cable Loss Preamp Factor APos TPos Remark MHz dBuV/m dBuV/m dB dBuV dB/m dB dB cm deg 1 2389.74 50.91 54.00 -3.09 48.91 30.78 5.36 34.14 172 284 AVERAGE	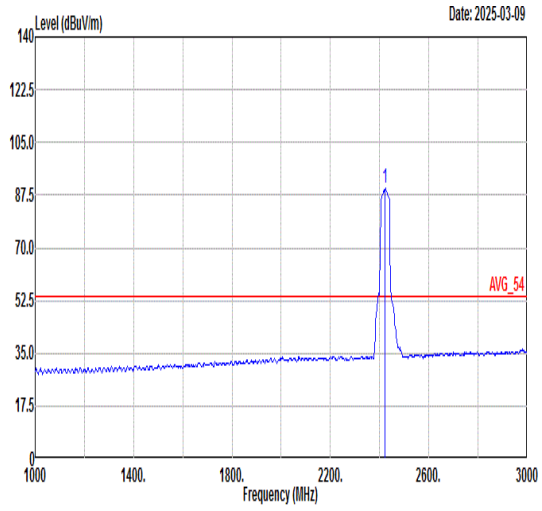 Freq Level Limit Line Margin Read Level Ant Factor Cable Loss Preamp Factor APos TPos Remark MHz dBuV/m dBuV/m dB dBuV dB/m dB dB cm deg 1 2422.00 89.76 ------ ------ 87.72 30.78 5.39 34.13 172 284 AVERAGE

Mode	14	
	Band Edge - R	
	2400-2483.5_802.11n HT40_CH03_2422MHz	
ANT	6	
Pol.	Horizontal	Fundamental
Peak	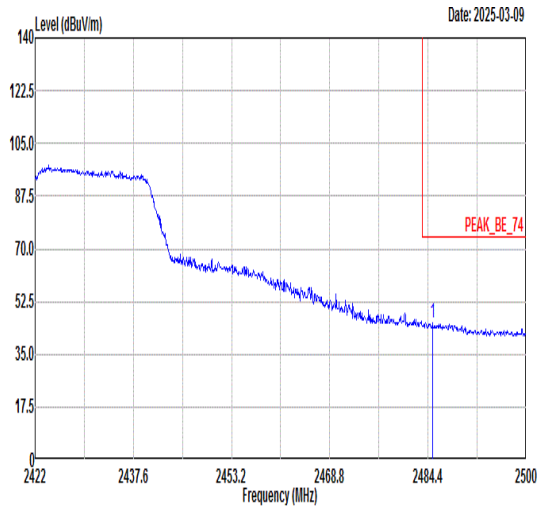 Freq Level Limit Line Margin Read Level Ant Factor Cable Loss Preamp Factor APos TPos Remark MHz dBuV/m dBuV/m dB dBuV dB/m dB dB cm deg 1 2485.10 45.37 74.00 -28.63 43.22 30.80 5.46 34.11 172 284 PEAK	Blank
Avg	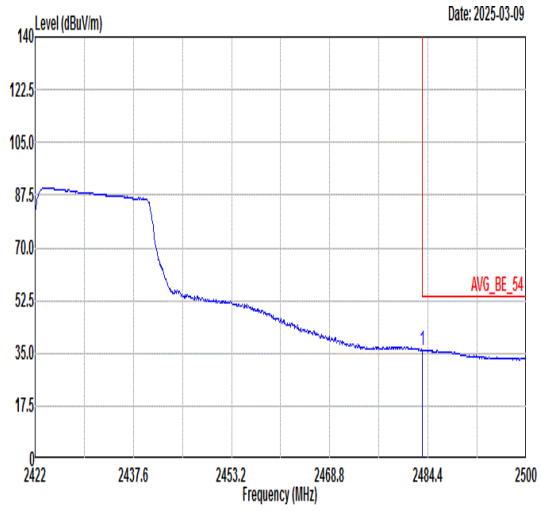 Freq Level Limit Line Margin Read Level Ant Factor Cable Loss Preamp Factor APos TPos Remark MHz dBuV/m dBuV/m dB dBuV dB/m dB dB cm deg 1 2483.54 36.12 54.00 -17.88 33.97 30.80 5.46 34.11 172 284 AVERAGE	Blank

Mode	14	
	Band Edge - L	
	2400-2483.5_802.11n HT40_CH03_2422MHz	
ANT	6	
Pol.	Vertical	Fundamental
Peak	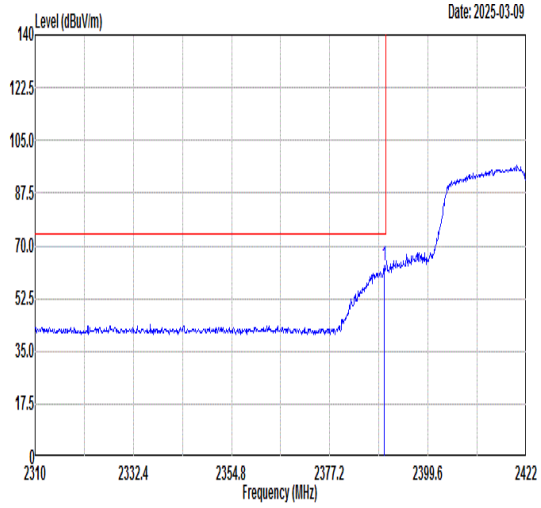 Freq Level Limit Line Margin Read Level Ant Factor Cable Loss Preamp Factor APos TPos Remark MHz dBuV/m dBuV/m dB dBuV dB/m dB dB cm deg 1 2389.63 63.18 74.00 -10.82 61.18 30.78 5.36 34.14 367 259 PEAK	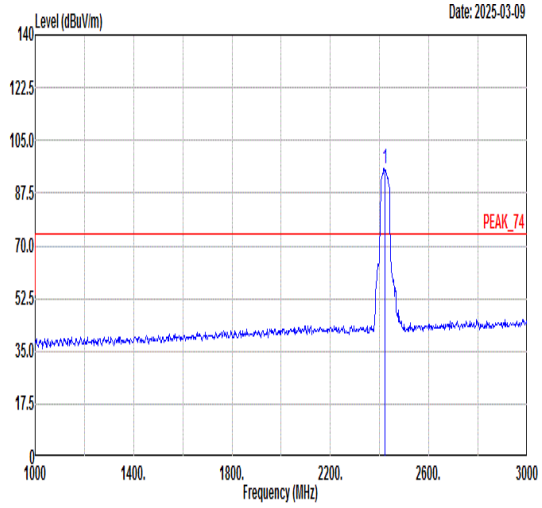 Freq Level Limit Line Margin Read Level Ant Factor Cable Loss Preamp Factor APos TPos Remark MHz dBuV/m dBuV/m dB dBuV dB/m dB dB cm deg 1 2422.00 95.62 ------ ------ 93.59 30.78 5.38 34.13 367 259 PEAK
Avg	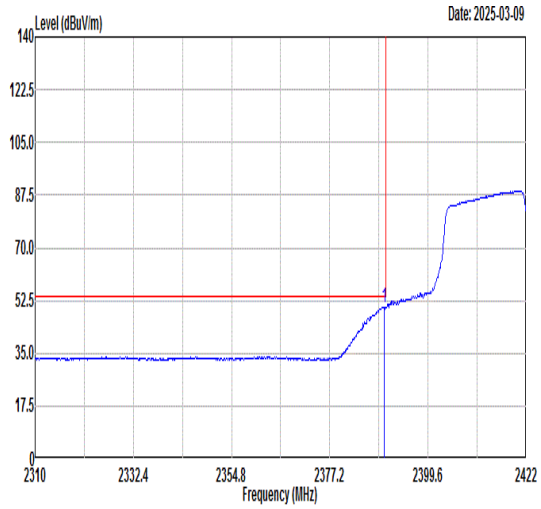 Freq Level Limit Line Margin Read Level Ant Factor Cable Loss Preamp Factor APos TPos Remark MHz dBuV/m dBuV/m dB dBuV dB/m dB dB cm deg 1 2389.63 50.39 54.00 -3.61 48.39 30.78 5.36 34.14 367 259 AVERAGE	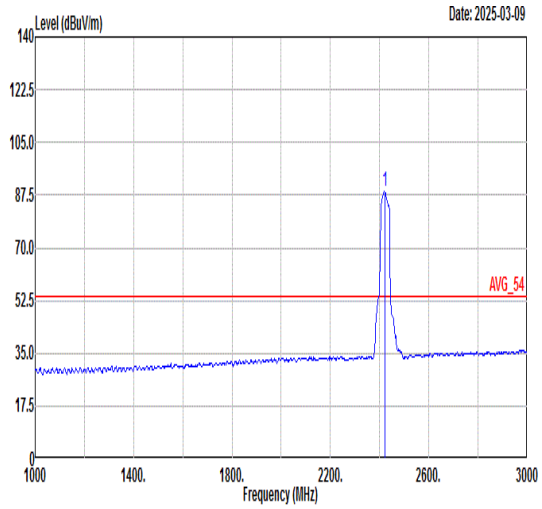 Freq Level Limit Line Margin Read Level Ant Factor Cable Loss Preamp Factor APos TPos Remark MHz dBuV/m dBuV/m dB dBuV dB/m dB dB cm deg 1 2422.00 88.85 ------ ------ 86.81 30.78 5.39 34.13 367 259 AVERAGE

Mode	14	
	Band Edge - R	
	2400-2483.5_802.11n HT40_CH03_2422MHz	
ANT	6	
Pol.	Vertical	Fundamental
Peak	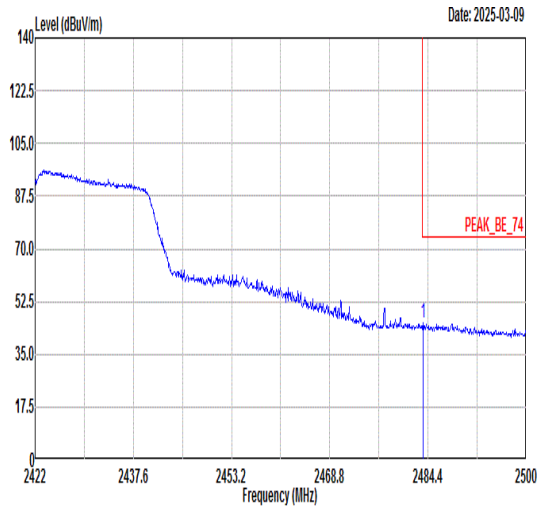 Freq Level Limit Line Margin Read Level Ant Factor Cable Loss Preamp Factor APos TPos Remark MHz dBuV/m dBuV/m dB dBuV dB/m dB dB cm deg 1 2483.62 45.57 74.00 -28.43 43.42 30.80 5.46 34.11 367 259 PEAK	Blank
Avg	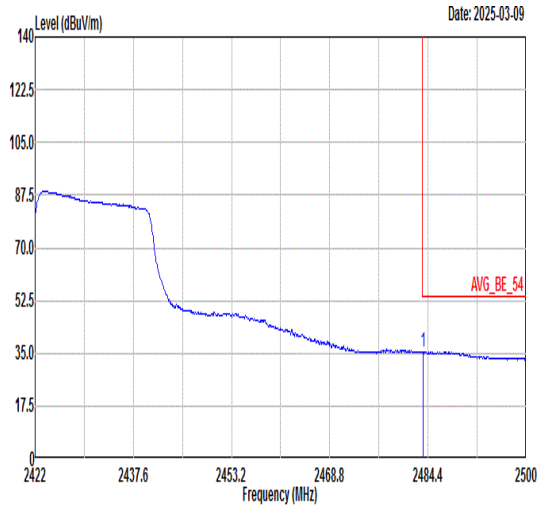 Freq Level Limit Line Margin Read Level Ant Factor Cable Loss Preamp Factor APos TPos Remark MHz dBuV/m dBuV/m dB dBuV dB/m dB dB cm deg 1 2483.62 35.44 54.00 -18.56 33.29 30.80 5.46 34.11 367 259 AVERAGE	Blank

Mode	14	
	Harmonic	
	2400-2483.5_802.11n HT40_CH03_2422MHz	
ANT	6	
Pol.	Horizontal	Vertical
Peak Avg	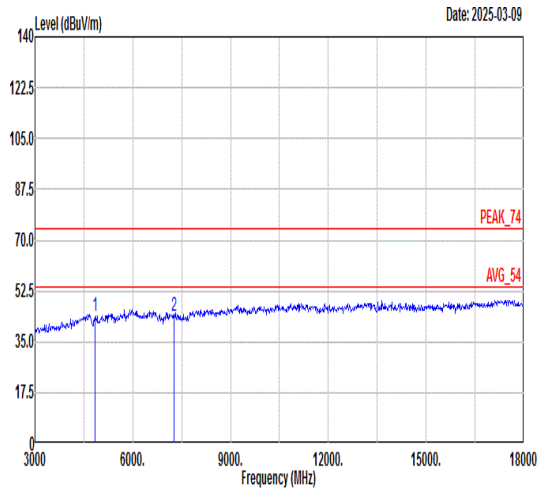 Freq Level Limit Line Margin Read Level Ant Factor Cable Loss Preamp Factor APos TPos Remark MHz dBuV/m dBuV/m dB dBuV dB/m dB dB cm deg 1 4844.00 43.88 74.00 -30.12 63.45 36.45 8.81 64.83 --- --- Peak 2 7266.00 43.81 74.00 -30.19 61.72 36.93 10.18 65.02 --- --- Peak	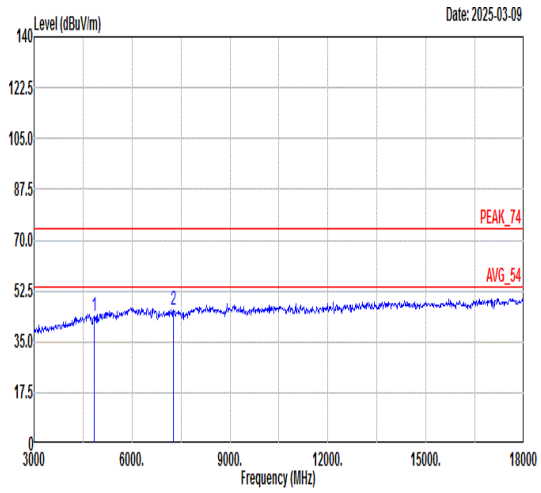 Freq Level Limit Line Margin Read Level Ant Factor Cable Loss Preamp Factor APos TPos Remark MHz dBuV/m dBuV/m dB dBuV dB/m dB dB cm deg 1 4844.00 43.85 74.00 -30.15 63.42 36.45 8.81 64.83 --- --- Peak 2 7266.00 46.21 74.00 -27.79 64.12 36.93 10.18 65.02 --- --- Peak

Mode	15	
	Band Edge - L	
	2400-2483.5_802.11n HT40_CH03_2422MHz	
ANT	6	
Pol.	Horizontal	Fundamental
Peak	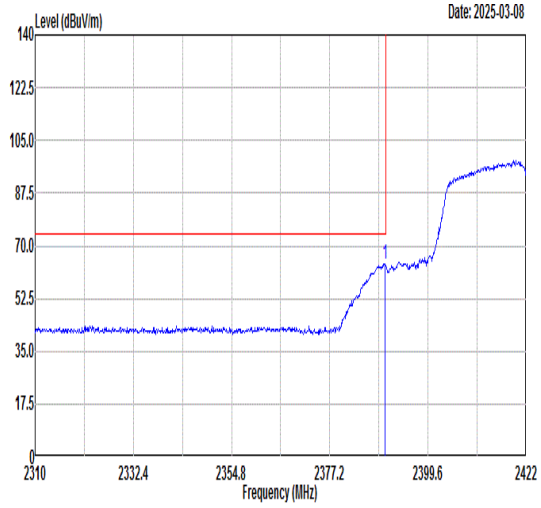 Freq Level Limit Line Margin (dB) Read Level Ant Factor Cable Loss Preamp Factor APos TPos Remark MHz dBuV/m dBuV/m dBuV dB/m dB dB cm deg 1 2389.74 63.89 74.00 -10.11 61.89 30.78 5.36 34.14 100 279 PEAK	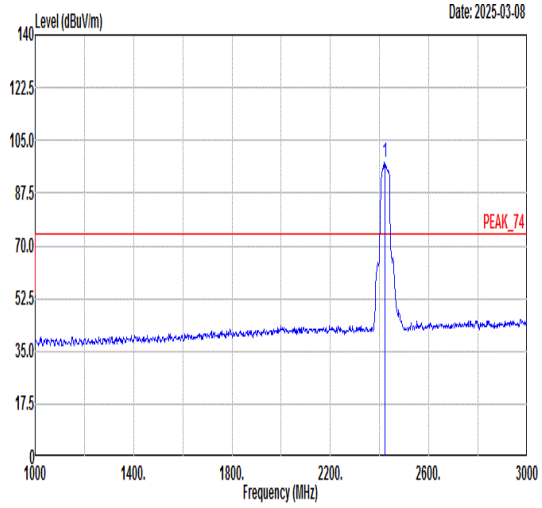 Freq Level Limit Line Margin (dB) Read Level Ant Factor Cable Loss Preamp Factor APos TPos Remark MHz dBuV/m dBuV/m dBuV dB/m dB dB cm deg 1 2422.00 97.78 ------ ------ 95.74 30.78 5.39 34.13 100 279 PEAK
Avg	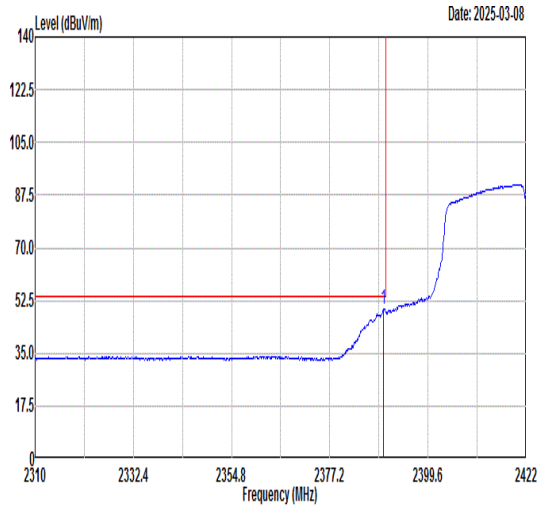 Freq Level Limit Line Margin (dB) Read Level Ant Factor Cable Loss Preamp Factor APos TPos Remark MHz dBuV/m dBuV/m dBuV dB/m dB dB cm deg 1 2389.41 49.51 54.00 -4.49 47.51 30.78 5.36 34.14 100 279 AVERAGE	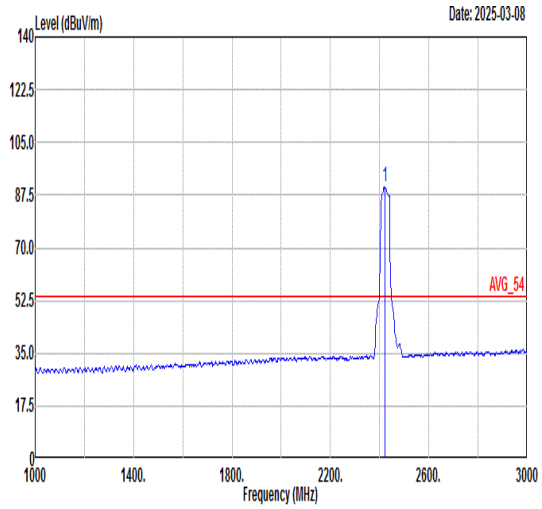 Freq Level Limit Line Margin (dB) Read Level Ant Factor Cable Loss Preamp Factor APos TPos Remark MHz dBuV/m dBuV/m dBuV dB/m dB dB cm deg 1 2422.00 90.30 ------ ------ 88.26 30.78 5.39 34.13 100 279 AVERAGE

Mode	15	
	Band Edge - R	
	2400-2483.5_802.11n HT40_CH03_2422MHz	
ANT	6	
Pol.	Horizontal	Fundamental
Peak	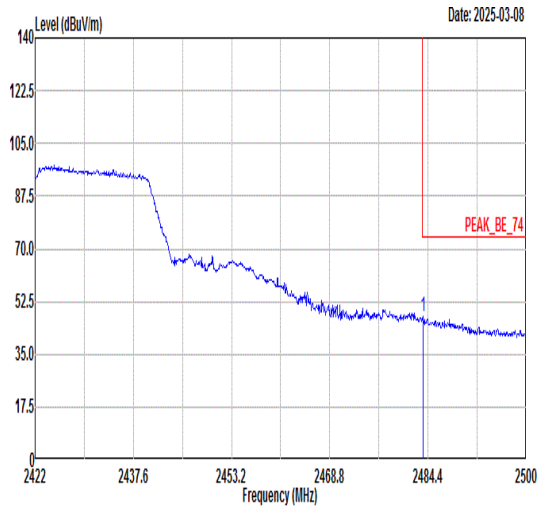 Freq Level Limit Line Margin (dB) Read Level Ant Factor Cable Loss Preamp Factor APos TPos Remark MHz dBuV/m dBuV/m dBuV dB/m dB dB cm deg 1 2483.62 47.49 74.00 -26.51 45.34 30.80 5.46 34.11 100 279 PEAK	Blank
Avg	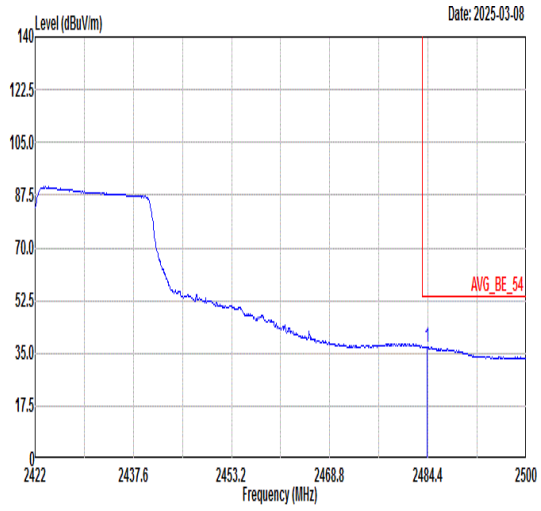 Freq Level Limit Line Margin (dB) Read Level Ant Factor Cable Loss Preamp Factor APos TPos Remark MHz dBuV/m dBuV/m dBuV dB/m dB dB cm deg 1 2484.24 37.12 54.00 -16.88 34.97 30.80 5.46 34.11 100 279 AVERAGE	Blank

Mode	15	
	Band Edge - L	
	2400-2483.5_802.11n HT40_CH03_2422MHz	
ANT	6	
Pol.	Vertical	Fundamental
Peak	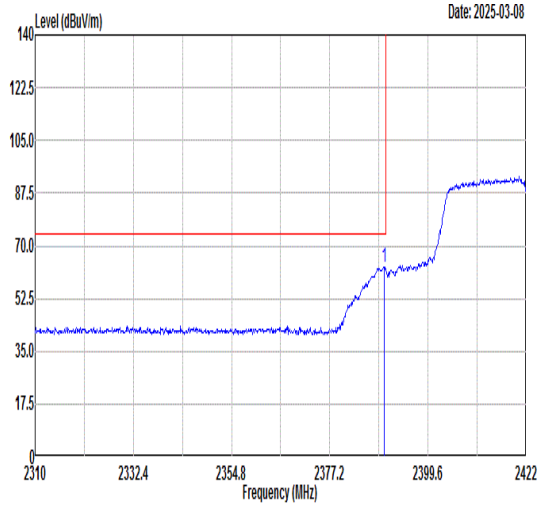 Freq Level Limit Line Margin (dB) Read Level Ant Factor Cable Loss Preamp Factor APos TPos Remark MHz dBuV/m dBuV/m dBuV dB/m dB dB cm deg 1 2389.63 63.08 74.00 -10.92 61.08 30.78 5.36 34.14 368 262 PEAK	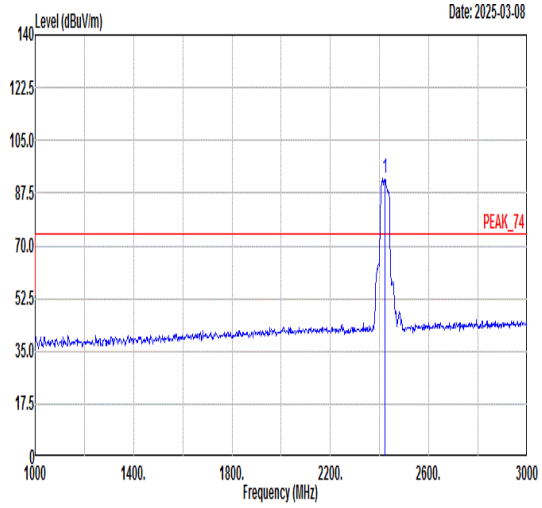 Freq Level Limit Line Margin (dB) Read Level Ant Factor Cable Loss Preamp Factor APos TPos Remark MHz dBuV/m dBuV/m dBuV dB/m dB dB cm deg 1 2422.00 92.26 ------ ------ 90.24 30.78 5.38 34.14 368 262 PEAK
Avg	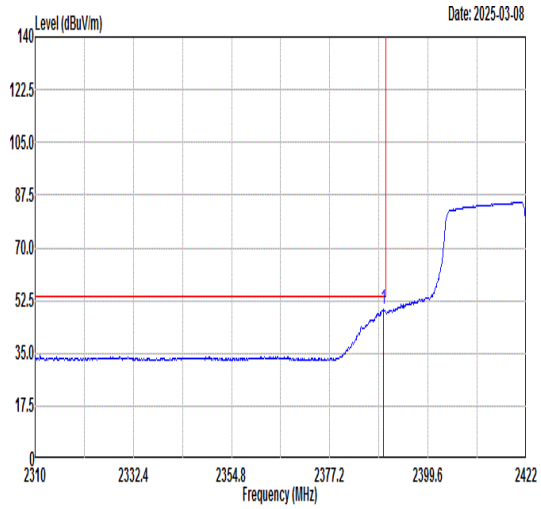 Freq Level Limit Line Margin (dB) Read Level Ant Factor Cable Loss Preamp Factor APos TPos Remark MHz dBuV/m dBuV/m dBuV dB/m dB dB cm deg 1 2389.41 49.52 54.00 -4.48 47.52 30.78 5.36 34.14 368 262 AVERAGE	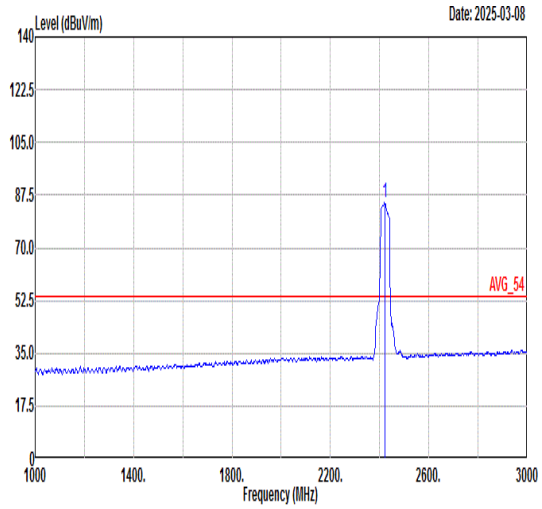 Freq Level Limit Line Margin (dB) Read Level Ant Factor Cable Loss Preamp Factor APos TPos Remark MHz dBuV/m dBuV/m dBuV dB/m dB dB cm deg 1 2422.00 84.81 ------ ------ 82.77 30.78 5.39 34.13 368 262 AVERAGE

Mode	15	
	Band Edge - R	
	2400-2483.5_802.11n HT40_CH03_2422MHz	
ANT	6	
Pol.	Vertical	Fundamental
Peak	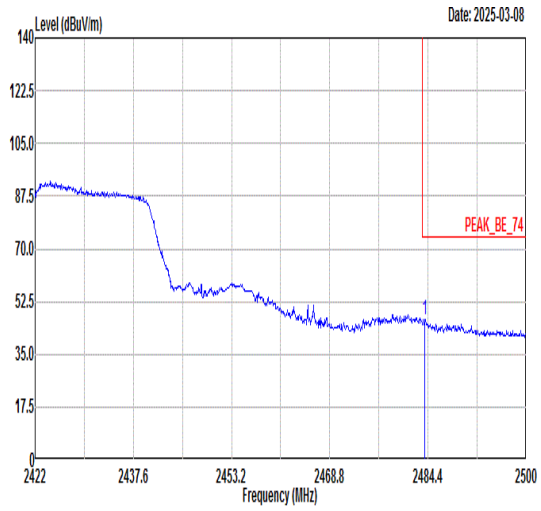 Freq Level Limit Line Margin (dB) Read Level Ant Factor Cable Loss Preamp Factor APos TPos Remark MHz dBuV/m dBuV/m dBuV dB/m dB dB cm deg 1 2483.93 46.56 74.00 -27.44 44.41 30.80 5.46 34.11 368 262 PEAK	Blank
Avg	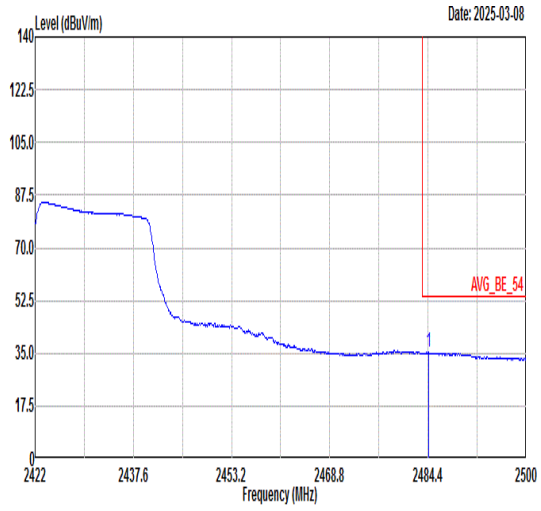 Freq Level Limit Line Margin (dB) Read Level Ant Factor Cable Loss Preamp Factor APos TPos Remark MHz dBuV/m dBuV/m dBuV dB/m dB dB cm deg 1 2484.48 35.33 54.00 -18.67 33.18 30.80 5.46 34.11 368 262 AVERAGE	Blank

Mode	15	
	Harmonic	
	2400-2483.5_802.11n HT40_CH03_2422MHz	
ANT	6	
Pol.	Horizontal	Vertical
Peak Avg	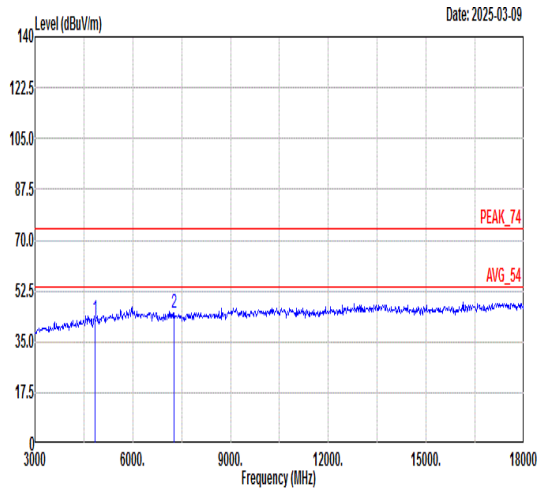 Freq Level Limit Line Margin Read Level Ant Factor Cable Loss Preamp Factor APos TPos Remark MHz dBuV/m dBuV/m dB dBuV dB/m dB dB cm deg 1 4844.00 42.96 74.00 -31.04 62.53 36.45 8.81 64.83 --- --- Peak 2 7266.00 44.79 74.00 -29.21 62.70 36.93 10.18 65.02 --- --- Peak	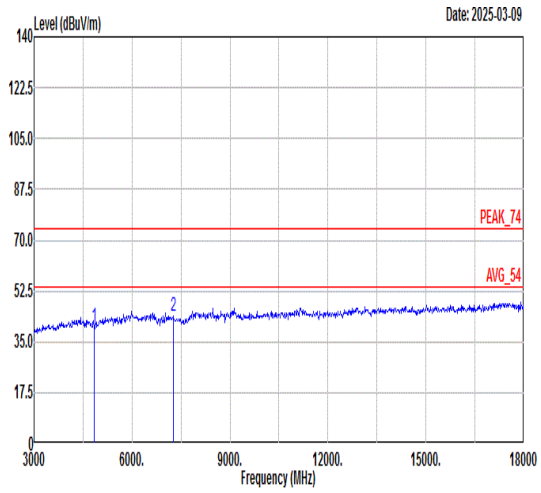 Freq Level Limit Line Margin Read Level Ant Factor Cable Loss Preamp Factor APos TPos Remark MHz dBuV/m dBuV/m dB dBuV dB/m dB dB cm deg 1 4844.00 40.38 74.00 -33.62 59.95 36.45 8.81 64.83 --- --- Peak 2 7266.00 43.95 74.00 -30.05 61.86 36.93 10.18 65.02 --- --- Peak

Co-location

Mode	16	
	Band Edge - L	
	2400-2483.5_802.11n HT40_CH03_2422MHz+ LTE B41 Link	
ANT	6+1	
Pol.	Horizontal	Fundamental
Peak	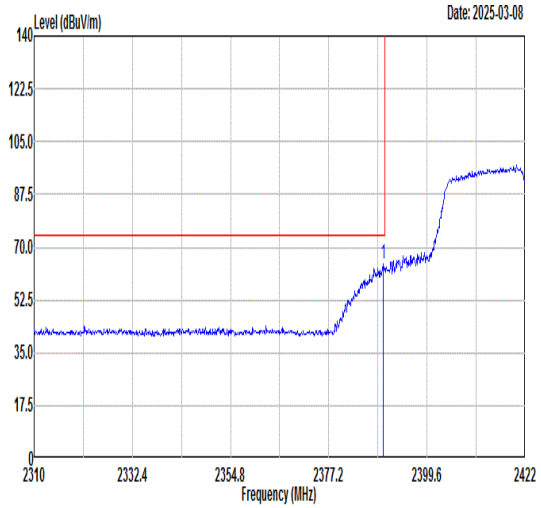 Freq Level Limit Line Margin (dB) Read Level Ant Factor Cable Loss Preamp Factor APos TPos Remark 1 2389.63 64.28 74.00 -9.72 62.28 30.78 5.36 34.14 100 290 PEAK	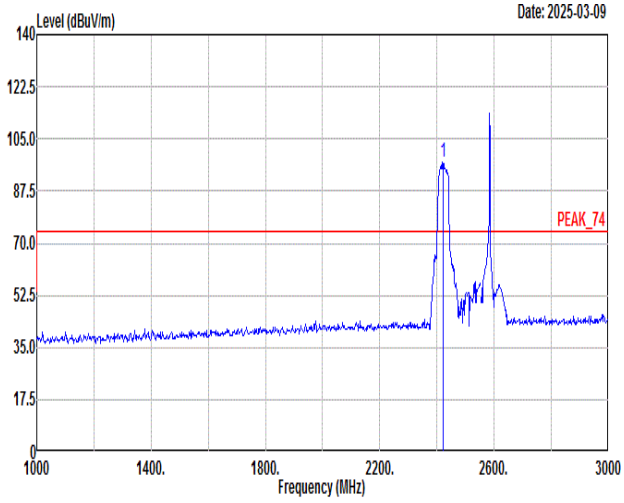 Freq Level Limit Line Margin (dB) Read Level Ant Factor Cable Loss Preamp Factor APos TPos Remark 1 2422.00 96.98 ------ ------ 94.94 30.78 5.39 34.13 100 290 Peak
Avg	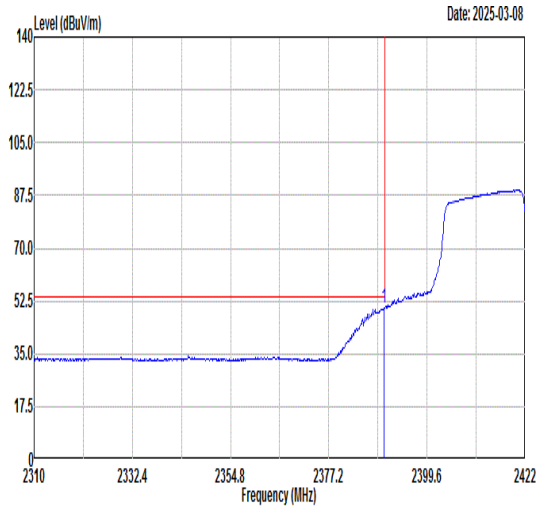 Freq Level Limit Line Margin (dB) Read Level Ant Factor Cable Loss Preamp Factor APos TPos Remark 1 2389.86 50.42 54.00 -3.58 48.42 30.78 5.36 34.14 100 290 AVERAGE	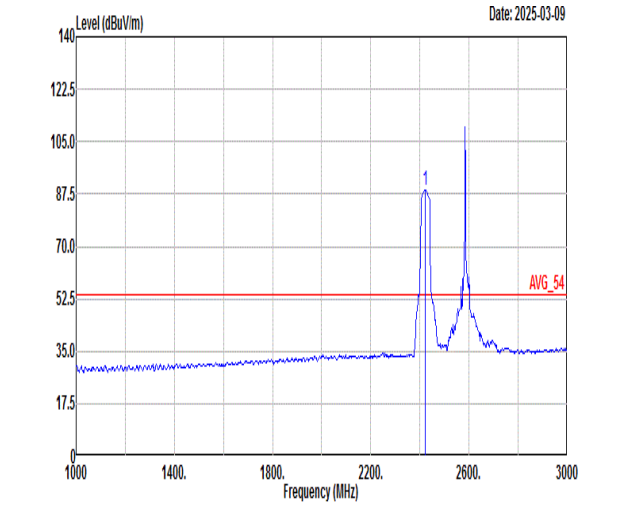 Freq Level Limit Line Margin (dB) Read Level Ant Factor Cable Loss Preamp Factor APos TPos Remark 1 2422.00 88.93 ------ ------ 86.89 30.78 5.39 34.13 100 290 Average

Mode	16	
	Band Edge - R	
	2400-2483.5_802.11n HT40_CH03_2422MHz+ LTE B41 Link	
ANT	6+1	
Pol.	Horizontal	Fundamental
Peak	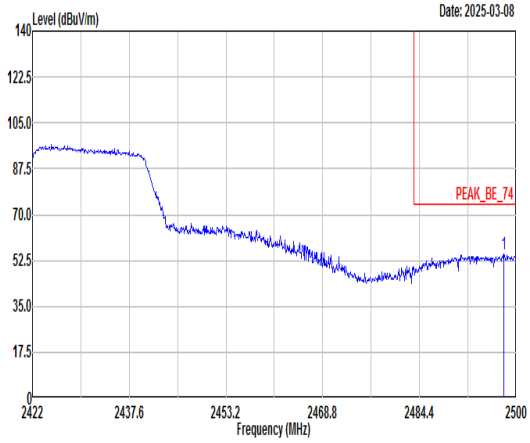 Freq Level Limit Line Margin (dB) Read Level Ant Factor Cable Loss Preamp Factor APos TPos Remark MHz dBuV/m dBuV/m dBuV dB/m dB dB cm deg 1 2497.97 54.73 74.00 -19.27 52.55 30.80 5.48 34.10 100 290 PEAK	Blank
Avg	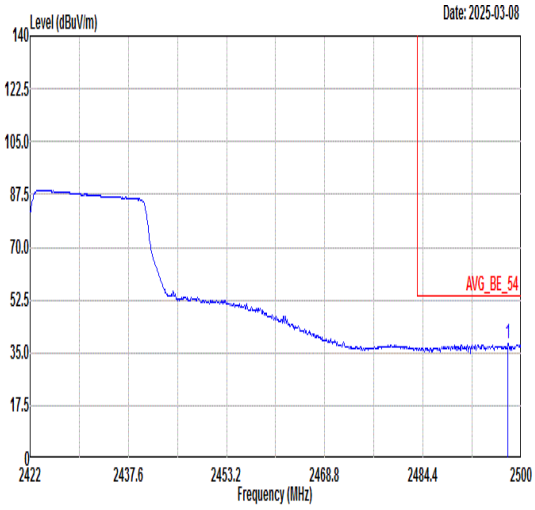 Freq Level Limit Line Margin (dB) Read Level Ant Factor Cable Loss Preamp Factor APos TPos Remark MHz dBuV/m dBuV/m dBuV dB/m dB dB cm deg 1 2497.89 38.03 54.00 -15.97 35.85 30.80 5.48 34.10 100 290 AVERAGE	Blank

Mode	16	
	Band Edge - L	
	2400-2483.5_802.11n HT40_CH03_2422MHz+ LTE B41 Link	
ANT	6+1	
Pol.	Vertical	Fundamental
Peak	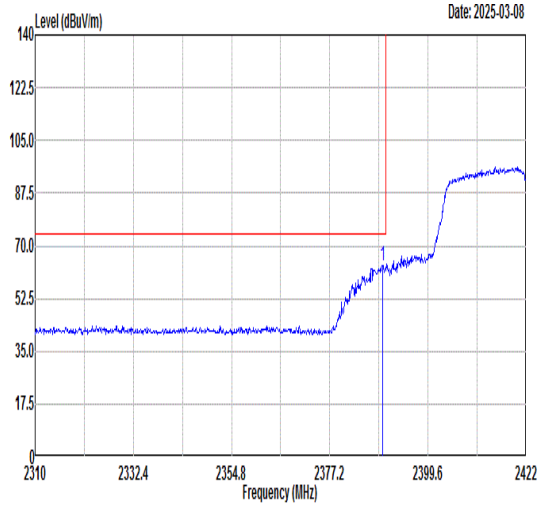 Freq Level Limit Line Margin (dB) Read Level Ant Factor Cable Loss Preamp Factor APos TPos Remark MHz dBuV/m dBuV/m dBuV dB/m dB dB cm deg 1 2389.18 63.50 74.00 -10.50 61.50 30.78 5.36 34.14 367 234 PEAK	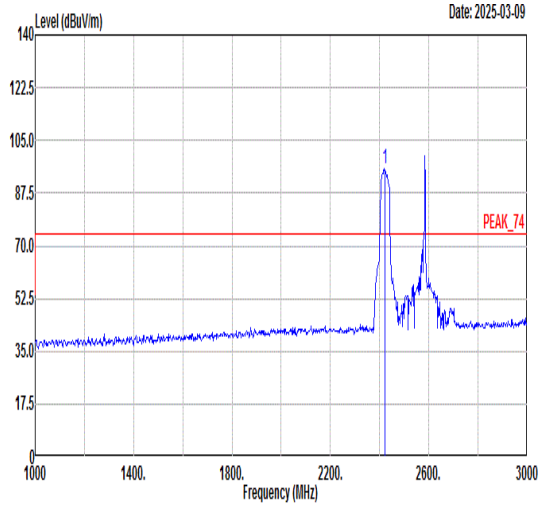 Freq Level Limit Line Margin (dB) Read Level Ant Factor Cable Loss Preamp Factor APos TPos Remark MHz dBuV/m dBuV/m dBuV dB/m dB dB cm deg 1 2422.00 95.82 ------ ------ 93.78 30.78 5.39 34.13 367 234 Peak
Avg	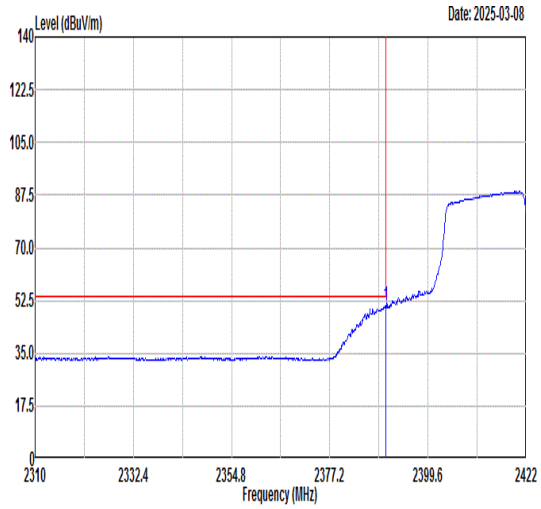 Freq Level Limit Line Margin (dB) Read Level Ant Factor Cable Loss Preamp Factor APos TPos Remark MHz dBuV/m dBuV/m dBuV dB/m dB dB cm deg 1 2389.97 50.82 54.00 -3.18 48.82 30.78 5.36 34.14 367 234 AVERAGE	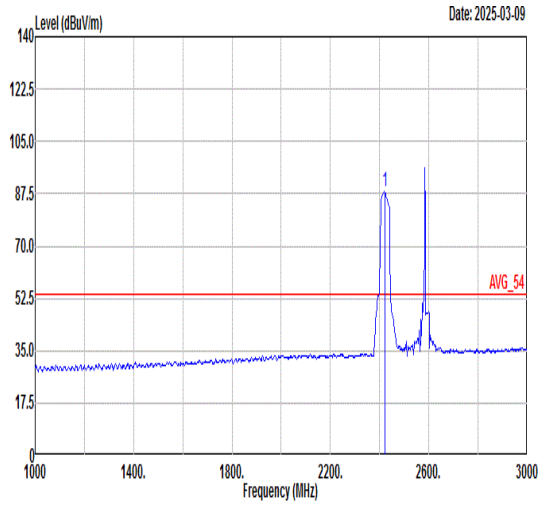 Freq Level Limit Line Margin (dB) Read Level Ant Factor Cable Loss Preamp Factor APos TPos Remark MHz dBuV/m dBuV/m dBuV dB/m dB dB cm deg 1 2422.00 88.37 ------ ------ 86.33 30.78 5.39 34.13 367 234 Average

Mode	16	
	Band Edge - R	
	2400-2483.5_802.11n HT40_CH03_2422MHz+ LTE B41 Link	
ANT	6+1	
Pol.	Vertical	Fundamental
Peak	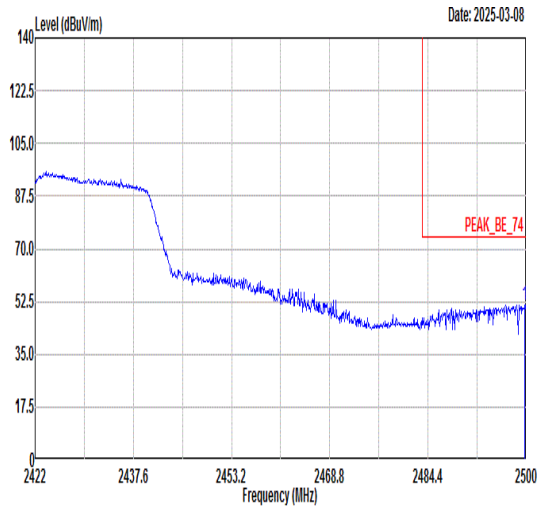 Freq Level Limit Line Margin (dB) Read Level Ant Factor Cable Loss Preamp Factor APos TPos Remark MHz dBuV/m dBuV/m dBuV dB/m dB dB cm deg 1 2499.77 51.43 74.00 -22.57 49.25 30.80 5.48 34.10 367 234 PEAK	Blank
Avg	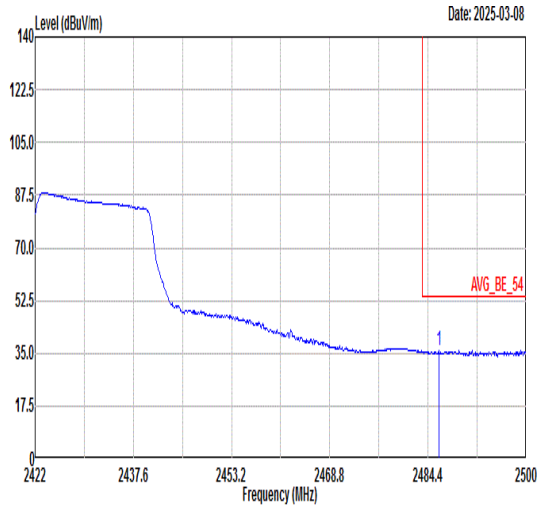 Freq Level Limit Line Margin (dB) Read Level Ant Factor Cable Loss Preamp Factor APos TPos Remark MHz dBuV/m dBuV/m dBuV dB/m dB dB cm deg 1 2486.12 36.03 54.00 -17.97 33.88 30.80 5.46 34.11 367 234 AVERAGE	Blank

Mode	16	
	Harmonic	
	2400-2483.5_802.11n HT40_CH03_2422MHz+ LTE B41 Link	
ANT	6+1	
Pol.	Horizontal	Vertical
Peak Avg	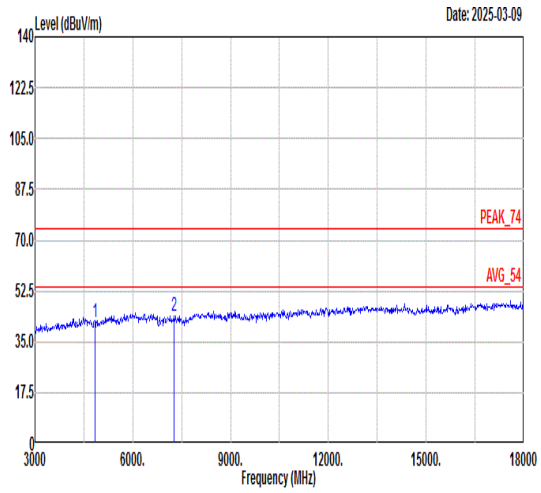 Freq Level Limit Line Margin Read Level Ant Factor Cable Loss Preamp Factor APos TPos Remark MHz dBuV/m dBuV/m dB dBuV dB/m dB dB cm deg 1 4844.00 41.88 74.00 -32.12 61.45 36.45 8.81 64.83 --- --- Peak 2 7266.00 43.76 74.00 -30.24 61.67 36.93 10.18 65.02 --- --- Peak	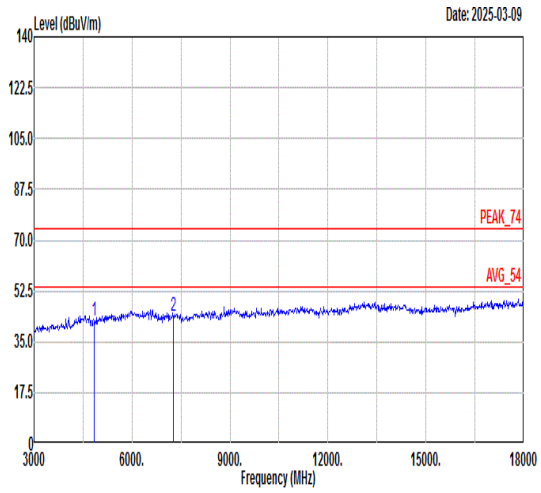 Freq Level Limit Line Margin Read Level Ant Factor Cable Loss Preamp Factor APos TPos Remark MHz dBuV/m dBuV/m dB dBuV dB/m dB dB cm deg 1 4844.00 42.20 74.00 -31.80 61.77 36.45 8.81 64.83 --- --- Peak 2 7266.00 43.96 74.00 -30.04 61.87 36.93 10.18 65.02 --- --- Peak

Appendix D. Duty Cycle Plots

Band	Duty Cycle(%)	T(ms)	1/T(kHz)	VBW Setting
802.11b	99.64	-	-	10Hz
802.11g	97.89	1.39	0.719	1KHz
802.11n HT20	96.30	1.3	0.769	1KHz
802.11n HT40	94.85	0.645	1.550	3KHz

802.11b

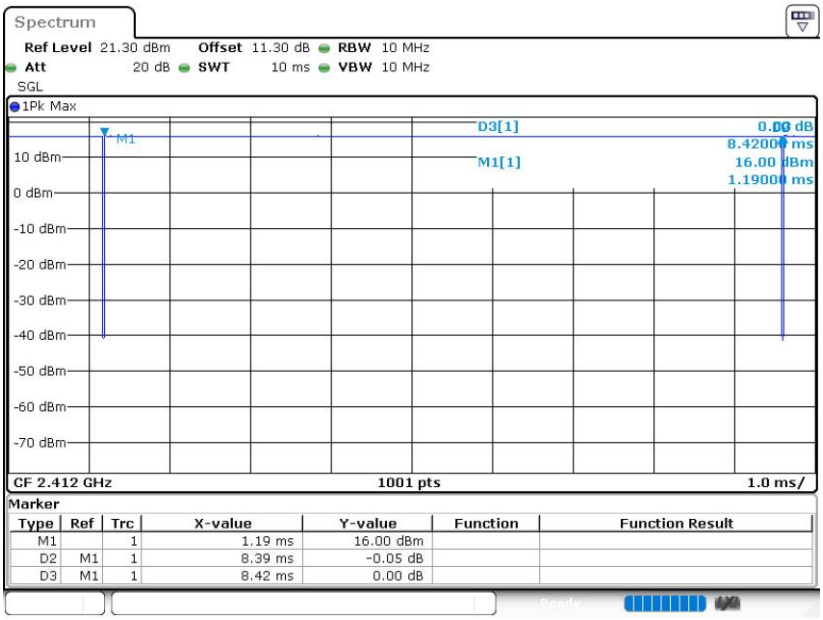

802.11g

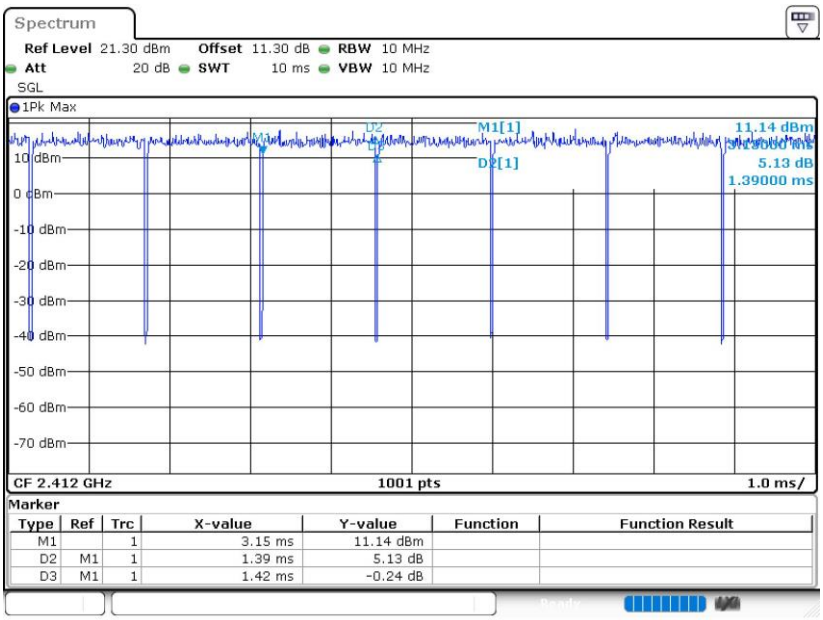

802.11n HT20

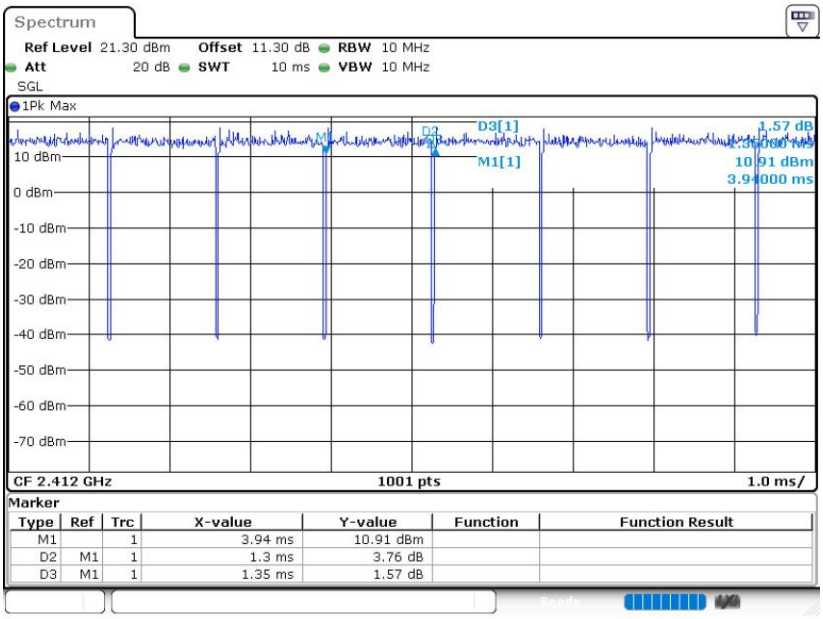

802.11n HT40

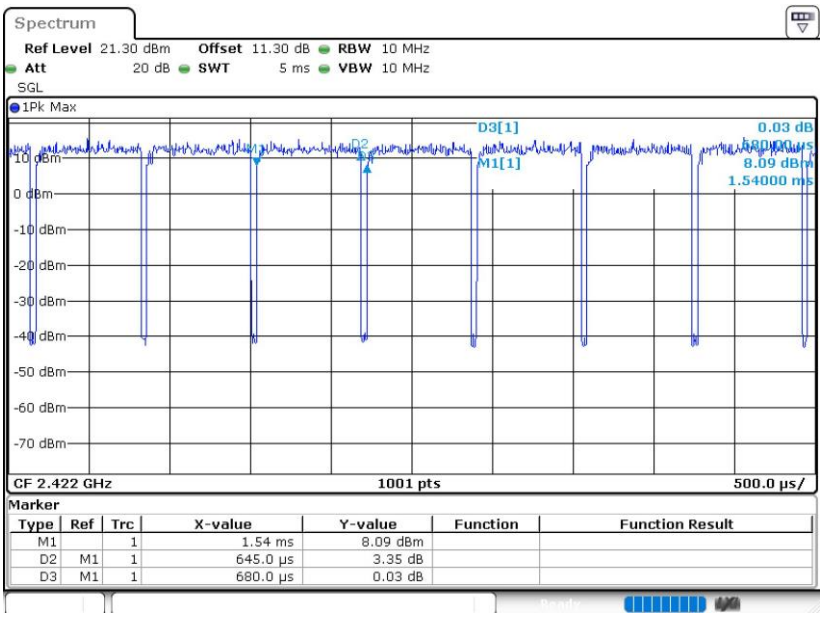
Spectrum
Ref Level 21.30 dBm Offset 11.30 dB RBW 10 MHz
Att 20 dB SWT 5 ms VBW 10 MHz
SGL
1Pk Max
D3[1] 0.03 dB
680.000 µs
M1[1] 8.09 dBm
1.54000 ms
10 dBm
0 dBm
-10 dBm
-20 dBm
-30 dBm
-40 dBm
-50 dBm
-60 dBm
-70 dBm
CF 2.422 GHz 1001 pts 500.0 µs/
Marker
Type Ref Trc X-value Y-value Function Function Result
M1 1 1.54 ms 8.09 dBm
D2 M1 1 645.0 µs 3.35 dB
D3 M1 1 680.0 µs 0.03 dB