11AX20MIMO_Ant10_6435_106Tone_RU53

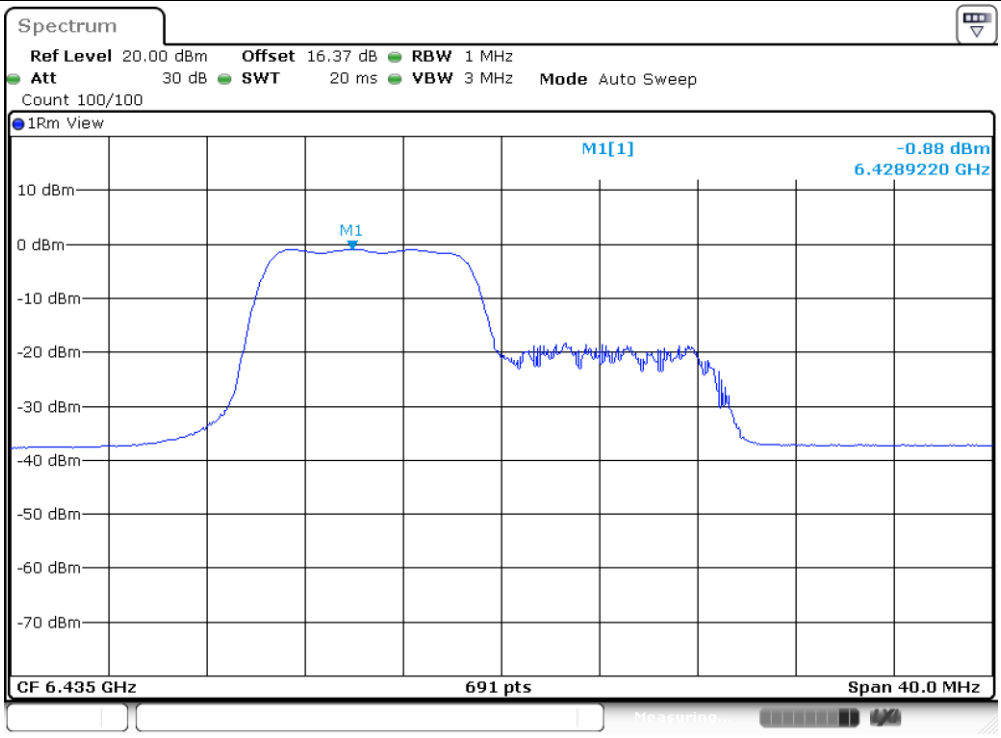

Date: 18.JAN.2025 17:29:55

11AX20MIMO_Ant6_6535_26Tone_RU0

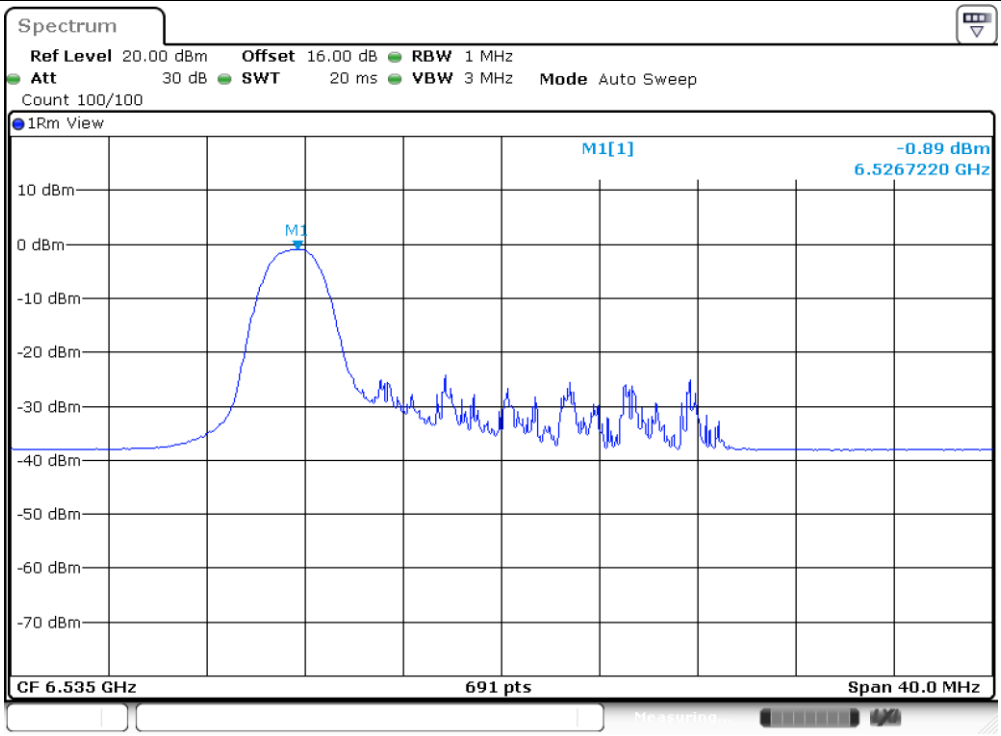

Date: 18.JAN.2025 17:32:22

11AX20MIMO_Ant6_6535_52Tone_RU37

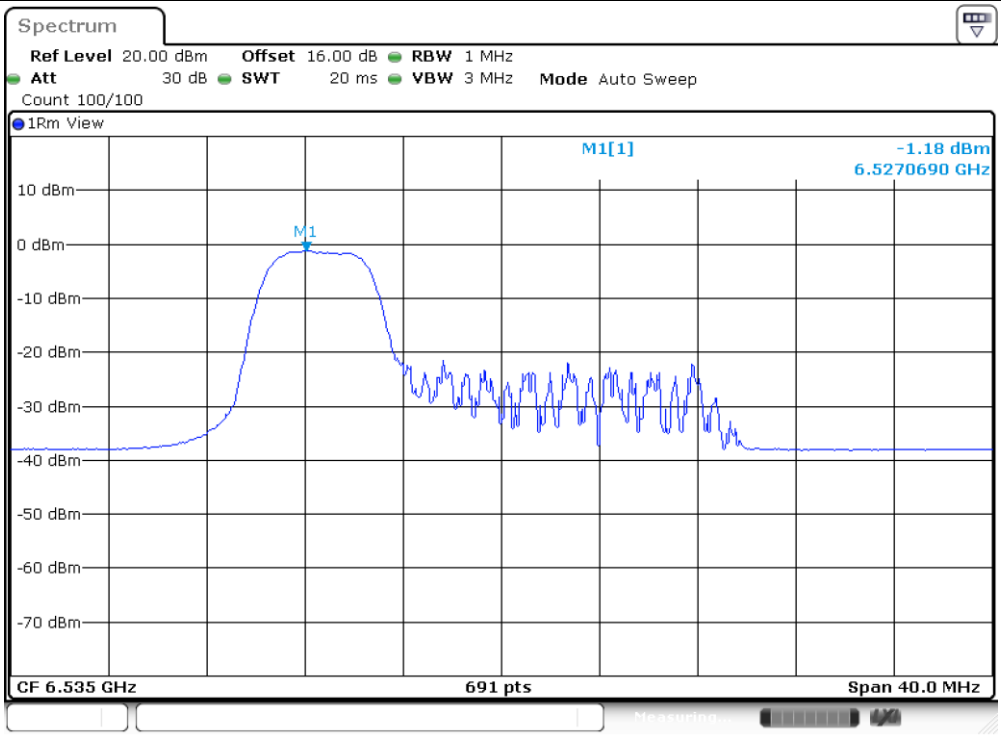

Date: 18.JAN.2025 17:38:10

11AX20MIMO_Ant6_6535_106Tone_RU53

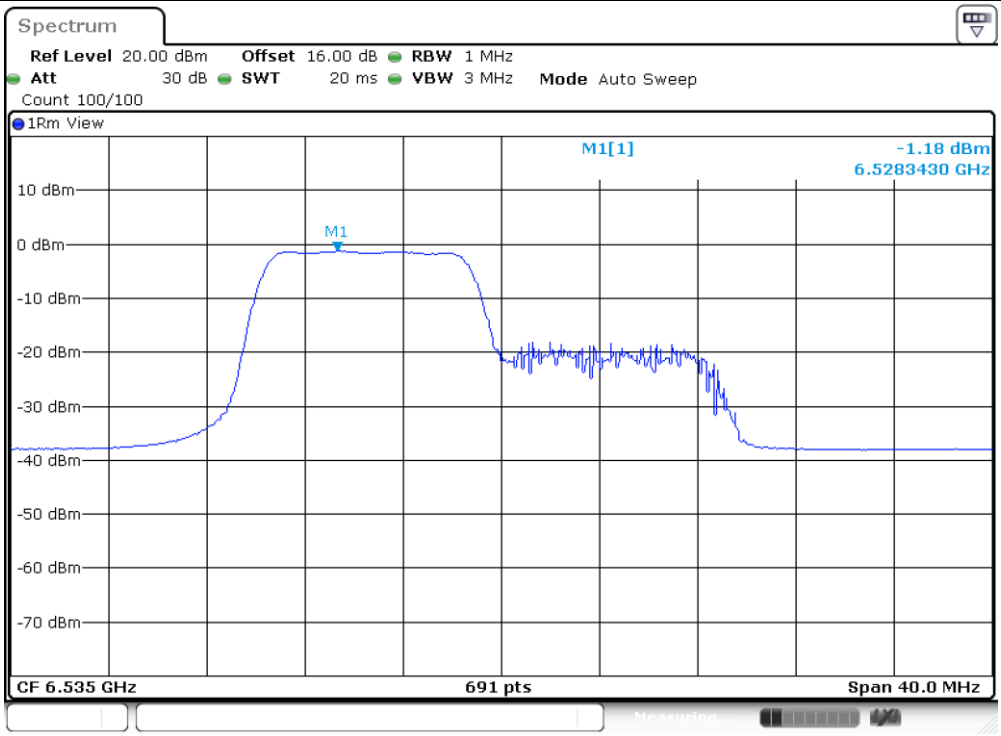

Date: 18.JAN.2025 17:42:10

11AX20MIMO_Ant10_6535_26Tone_RU0

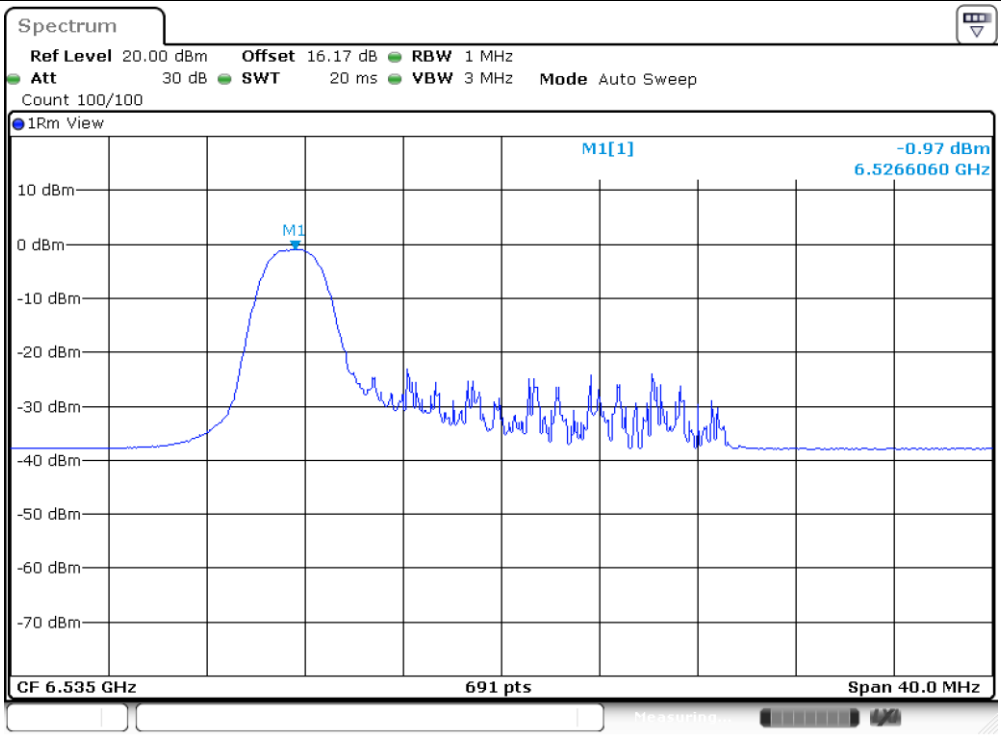

Date: 18.JAN.2025 17:32:34

11AX20MIMO_Ant10_6535_52Tone_RU37

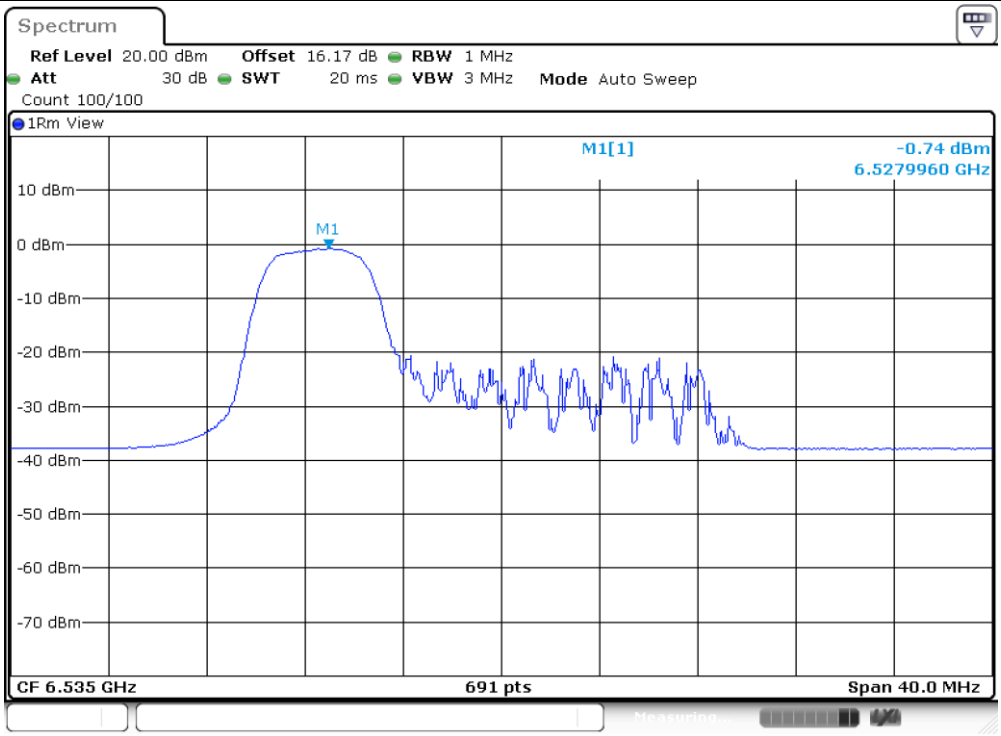

Date: 18.JAN.2025 17:38:21

11AX20MIMO_Ant10_6535_106Tone_RU53

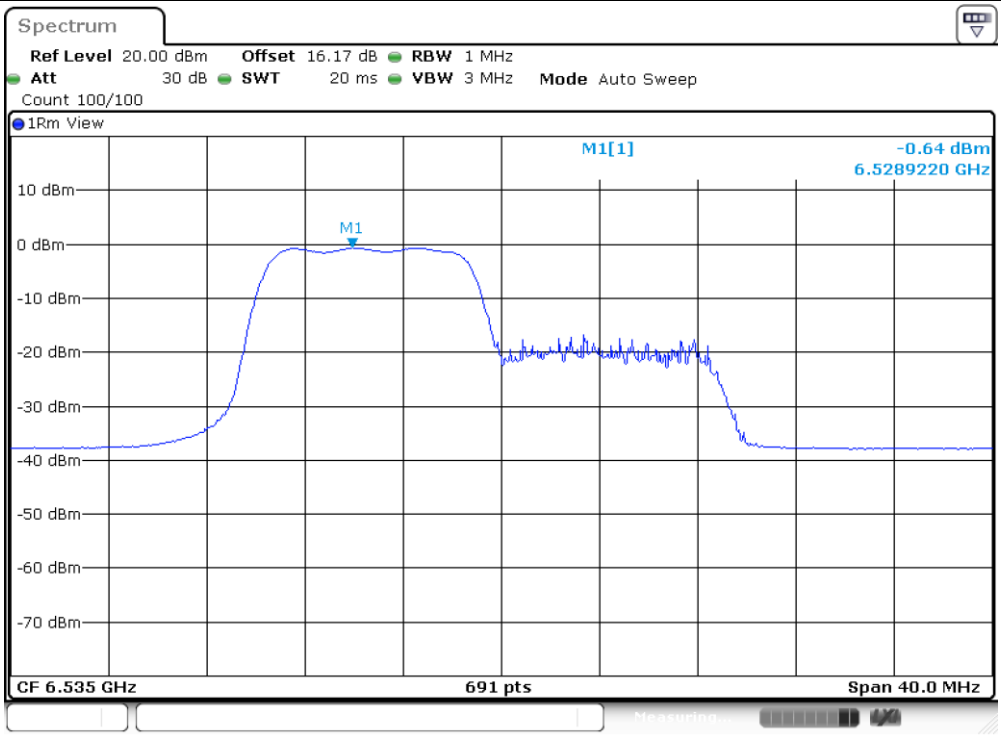

Date: 18.JAN.2025 17:42:21

11AX20MIMO_Ant6_7095_26Tone_RU8

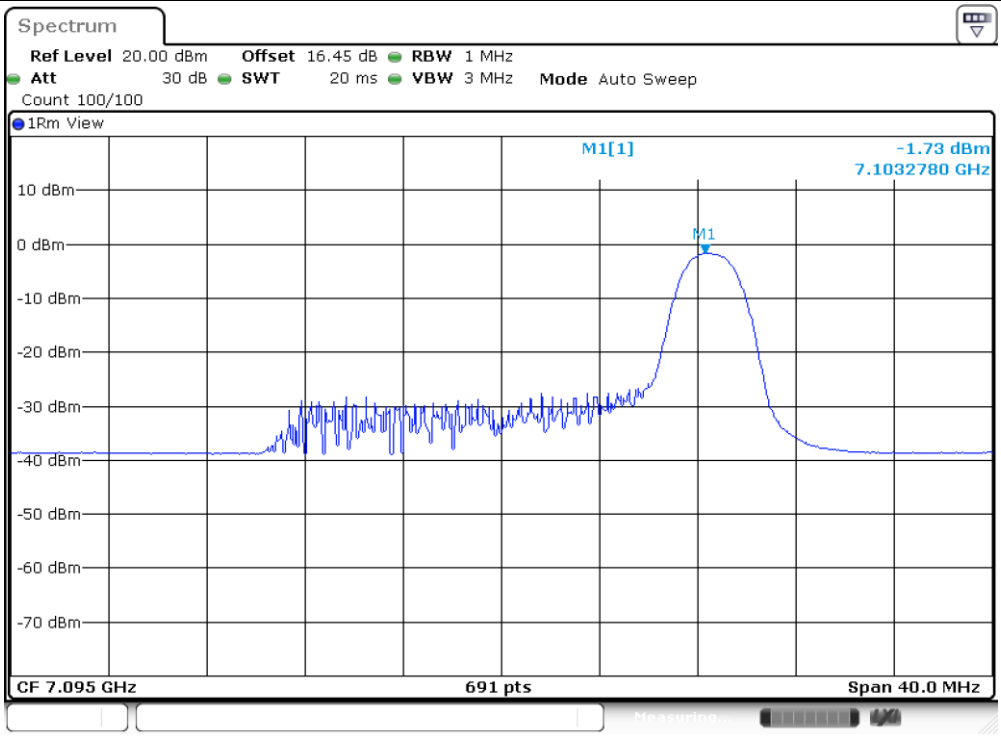

Date: 18.JAN.2025 20:52:34

11AX20MIMO_Ant6_7095_52Tone_RU40

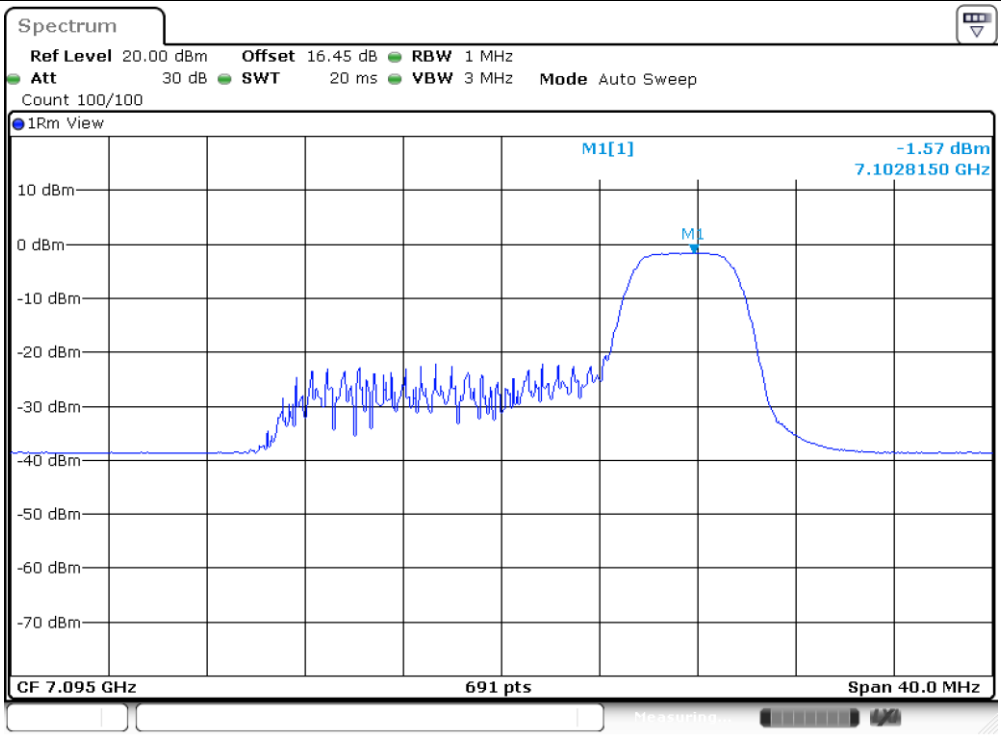

Date: 18.JAN.2025 21:15:16

11AX20MIMO_Ant6_7095_106Tone_RU54

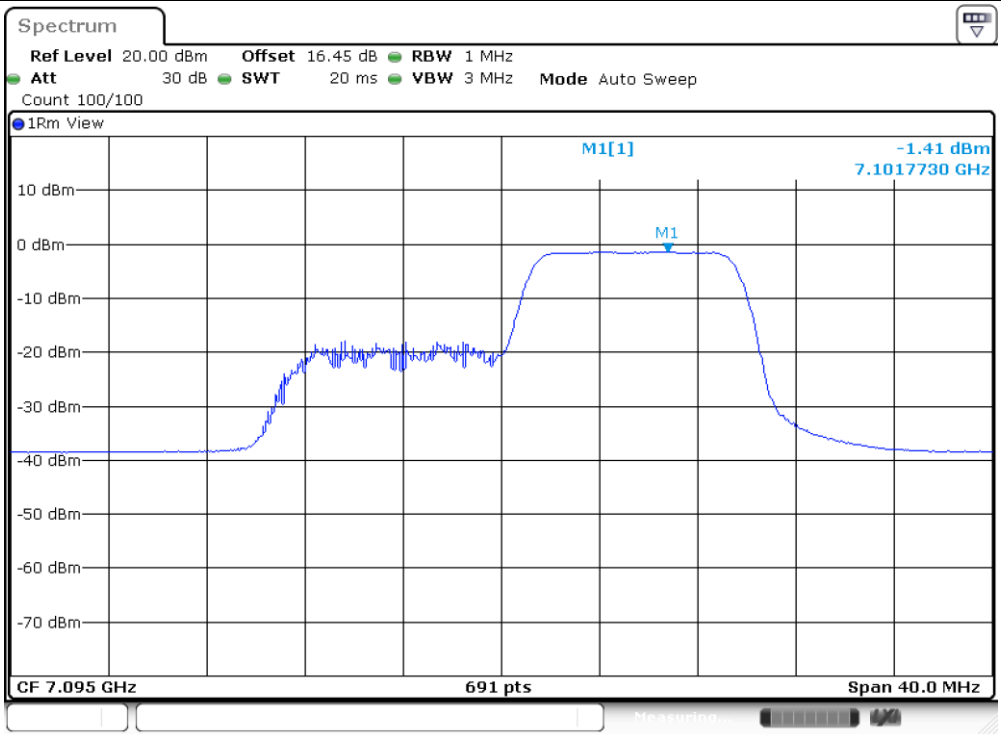

Date: 18.JAN.2025 21:53:17

11AX20MIMO_Ant10_7095_26Tone_RU8

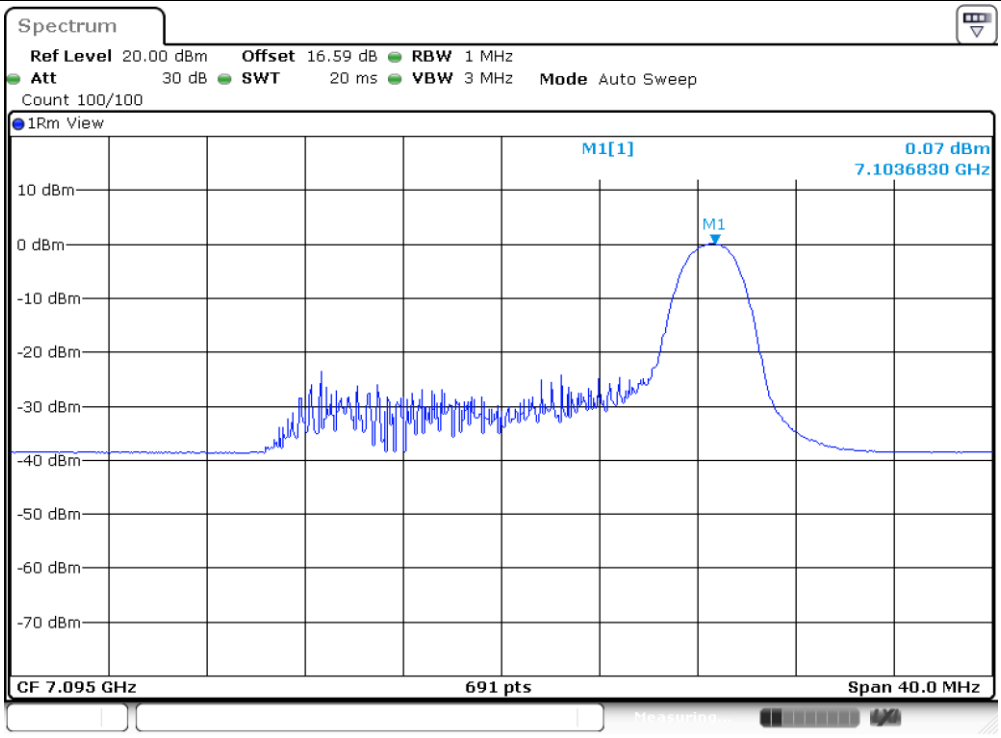

Date: 18.JAN.2025 20:52:46

11AX20MIMO_Ant10_7095_52Tone_RU40

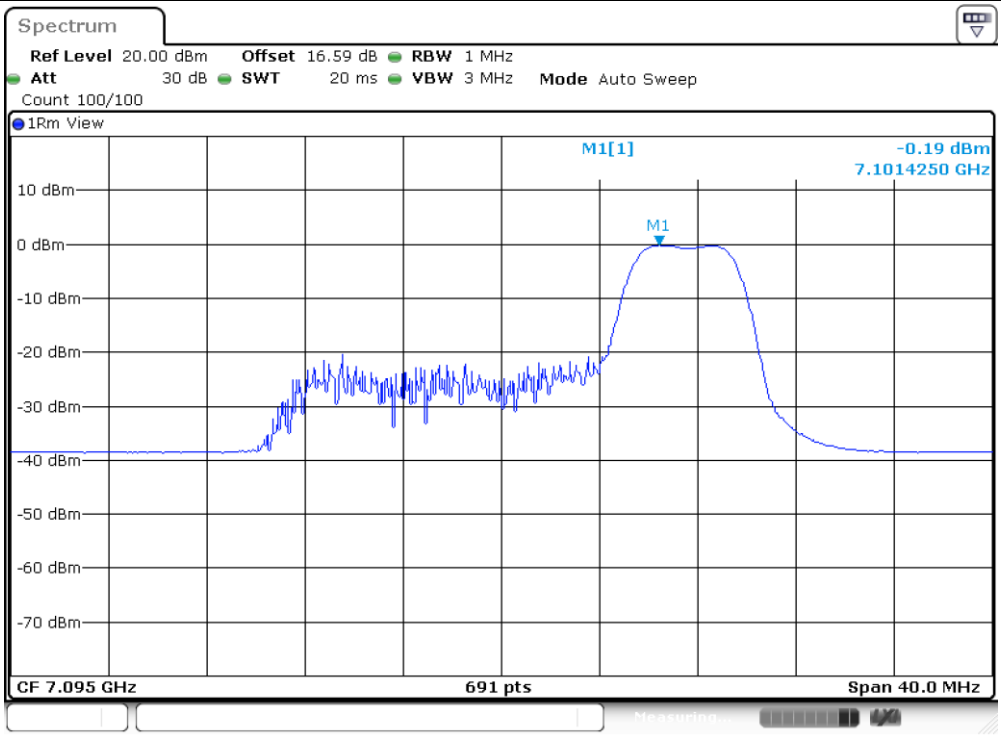

Date: 18.JAN.2025 21:40:14

11AX20MIMO_Ant10_7095_106Tone_RU54

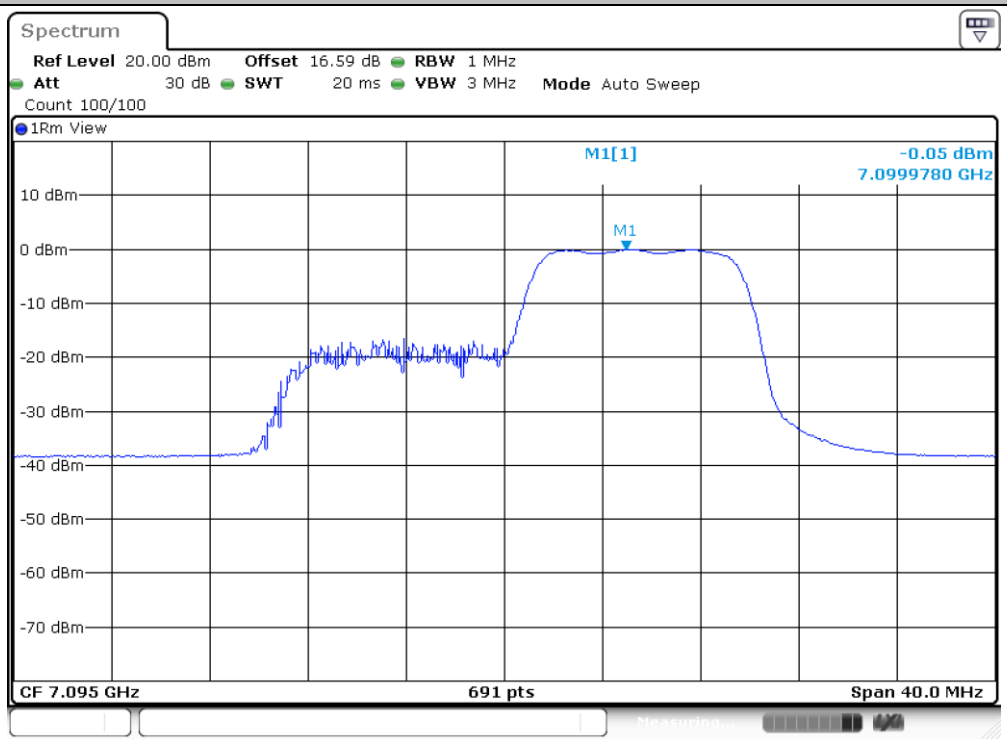

In-Band Emissions

Test Result

Test Mode	Antenna	Freq(MHz)	Ru Size	Ru Index	Result	Limit	Verdict
11AX20MIMO	Ant6	5955	26Tone	RU0	See test graph	See test graph	PASS
			52Tone	RU37	See test graph	See test graph	PASS
			106Tone	RU53	See test graph	See test graph	PASS
	Ant10	5955	26Tone	RU0	See test graph	See test graph	PASS
			52Tone	RU37	See test graph	See test graph	PASS
			106Tone	RU53	See test graph	See test graph	PASS
	Ant6	6435	26Tone	RU0	See test graph	See test graph	PASS
			52Tone	RU37	See test graph	See test graph	PASS
			106Tone	RU53	See test graph	See test graph	PASS
	Ant10	6435	26Tone	RU0	See test graph	See test graph	PASS
			52Tone	RU37	See test graph	See test graph	PASS
			106Tone	RU53	See test graph	See test graph	PASS
	Ant6	6535	26Tone	RU0	See test graph	See test graph	PASS
			52Tone	RU37	See test graph	See test graph	PASS
			106Tone	RU53	See test graph	See test graph	PASS
	Ant10	6535	26Tone	RU0	See test graph	See test graph	PASS
			52Tone	RU37	See test graph	See test graph	PASS
			106Tone	RU53	See test graph	See test graph	PASS
	Ant6	7095	26Tone	RU8	See test graph	See test graph	PASS
			52Tone	RU40	See test graph	See test graph	PASS
			106Tone	RU54	See test graph	See test graph	PASS
	Ant10	7095	26Tone	RU8	See test graph	See test graph	PASS
			52Tone	RU40	See test graph	See test graph	PASS
			106Tone	RU54	See test graph	See test graph	PASS

Test Graphs

11AX20MIMO_Ant6_5955_26Tone_RU0

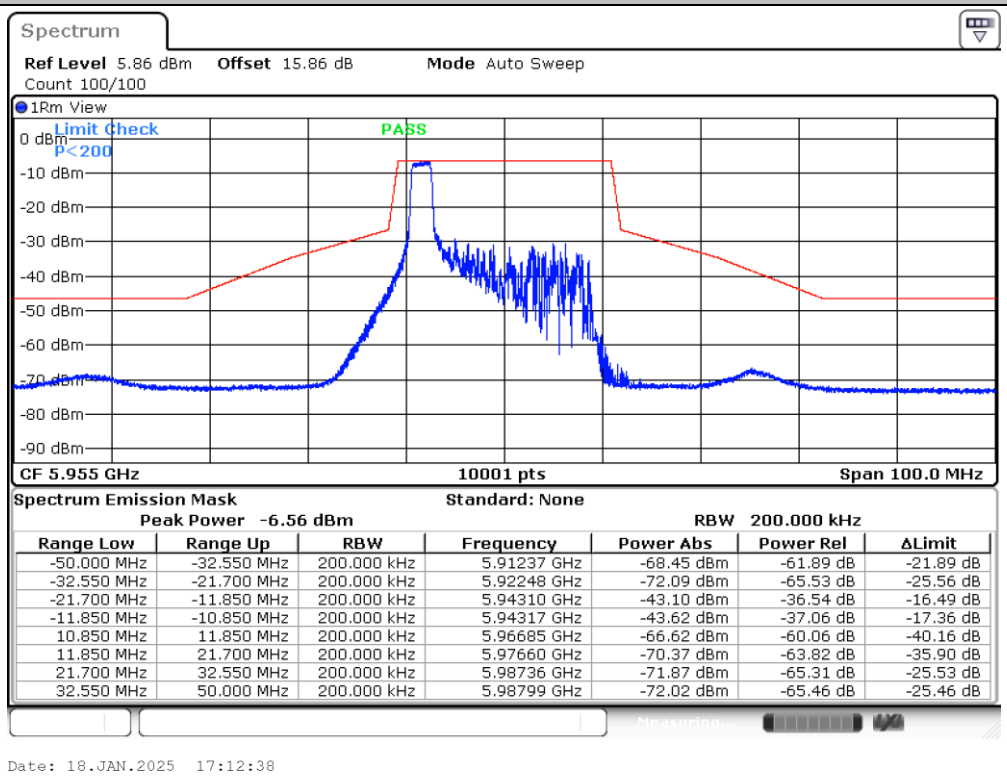

Range Low	Range Up	RBW	Frequency	Power Abs	Power Rel	ΔLimit
-50.000 MHz	-32.550 MHz	200.000 kHz	5.91237 GHz	-68.45 dBm	-61.89 dB	-21.89 dB
-32.550 MHz	-21.700 MHz	200.000 kHz	5.92248 GHz	-72.09 dBm	-65.53 dB	-25.56 dB
-21.700 MHz	-11.850 MHz	200.000 kHz	5.94310 GHz	-43.10 dBm	-36.54 dB	-16.49 dB
-11.850 MHz	-10.850 MHz	200.000 kHz	5.94317 GHz	-43.62 dBm	-37.06 dB	-17.36 dB
10.850 MHz	11.850 MHz	200.000 kHz	5.96685 GHz	-66.62 dBm	-60.06 dB	-40.16 dB
11.850 MHz	21.700 MHz	200.000 kHz	5.97660 GHz	-70.37 dBm	-63.82 dB	-35.90 dB
21.700 MHz	32.550 MHz	200.000 kHz	5.98736 GHz	-71.87 dBm	-65.31 dB	-25.53 dB
32.550 MHz	50.000 MHz	200.000 kHz	5.98799 GHz	-72.02 dBm	-65.46 dB	-25.46 dB

11AX20MIMO_Ant6_5955_52Tone_RU37

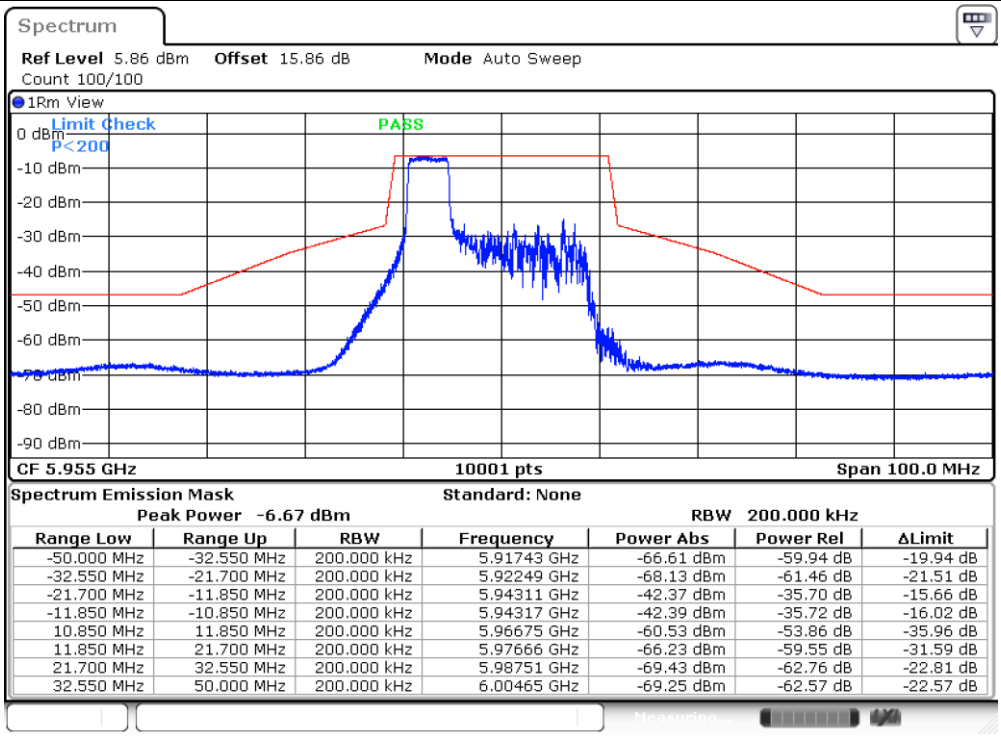

Spectrum Emission Mask Standard: None

Peak Power -6.67 dBm RBW 200.000 kHz

Range Low	Range Up	RBW	Frequency	Power Abs	Power Rel	ΔLimit
-50.000 MHz	-32.550 MHz	200.000 kHz	5.91743 GHz	-66.61 dBm	-59.94 dB	-19.94 dB
-32.550 MHz	-21.700 MHz	200.000 kHz	5.92249 GHz	-68.13 dBm	-61.46 dB	-21.51 dB
-21.700 MHz	-11.850 MHz	200.000 kHz	5.94311 GHz	-42.37 dBm	-35.70 dB	-15.66 dB
-11.850 MHz	-10.850 MHz	200.000 kHz	5.94317 GHz	-42.39 dBm	-35.72 dB	-16.02 dB
10.850 MHz	11.850 MHz	200.000 kHz	5.96675 GHz	-60.53 dBm	-53.86 dB	-35.96 dB
11.850 MHz	21.700 MHz	200.000 kHz	5.97666 GHz	-66.23 dBm	-59.55 dB	-31.59 dB
21.700 MHz	32.550 MHz	200.000 kHz	5.98751 GHz	-69.43 dBm	-62.76 dB	-22.81 dB
32.550 MHz	50.000 MHz	200.000 kHz	6.00465 GHz	-69.25 dBm	-62.57 dB	-22.57 dB

Date: 18.JAN.2025 17:18:53

11AX20MIMO_Ant6_5955_106Tone_RU53

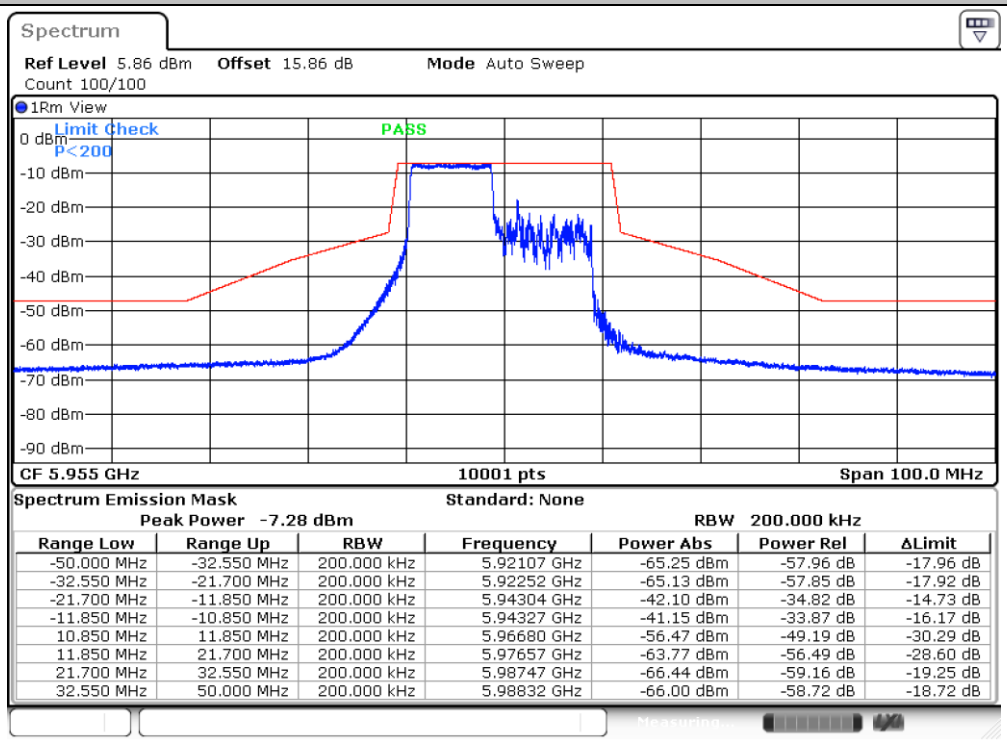

Spectrum Emission Mask Standard: None

Peak Power -7.28 dBm RBW 200.000 kHz

Range Low	Range Up	RBW	Frequency	Power Abs	Power Rel	ΔLimit
-50.000 MHz	-32.550 MHz	200.000 kHz	5.92107 GHz	-65.25 dBm	-57.96 dB	-17.96 dB
-32.550 MHz	-21.700 MHz	200.000 kHz	5.92252 GHz	-65.13 dBm	-57.85 dB	-17.92 dB
-21.700 MHz	-11.850 MHz	200.000 kHz	5.94304 GHz	-42.10 dBm	-34.82 dB	-14.73 dB
-11.850 MHz	-10.850 MHz	200.000 kHz	5.94327 GHz	-41.15 dBm	-33.87 dB	-16.17 dB
10.850 MHz	11.850 MHz	200.000 kHz	5.96680 GHz	-56.47 dBm	-49.19 dB	-30.29 dB
11.850 MHz	21.700 MHz	200.000 kHz	5.97657 GHz	-63.77 dBm	-56.49 dB	-28.60 dB
21.700 MHz	32.550 MHz	200.000 kHz	5.98747 GHz	-66.44 dBm	-59.16 dB	-19.25 dB
32.550 MHz	50.000 MHz	200.000 kHz	5.98832 GHz	-66.00 dBm	-58.72 dB	-18.72 dB

Date: 18.JAN.2025 17:23:03

11AX20MIMO_Ant10_5955_26Tone_RU0

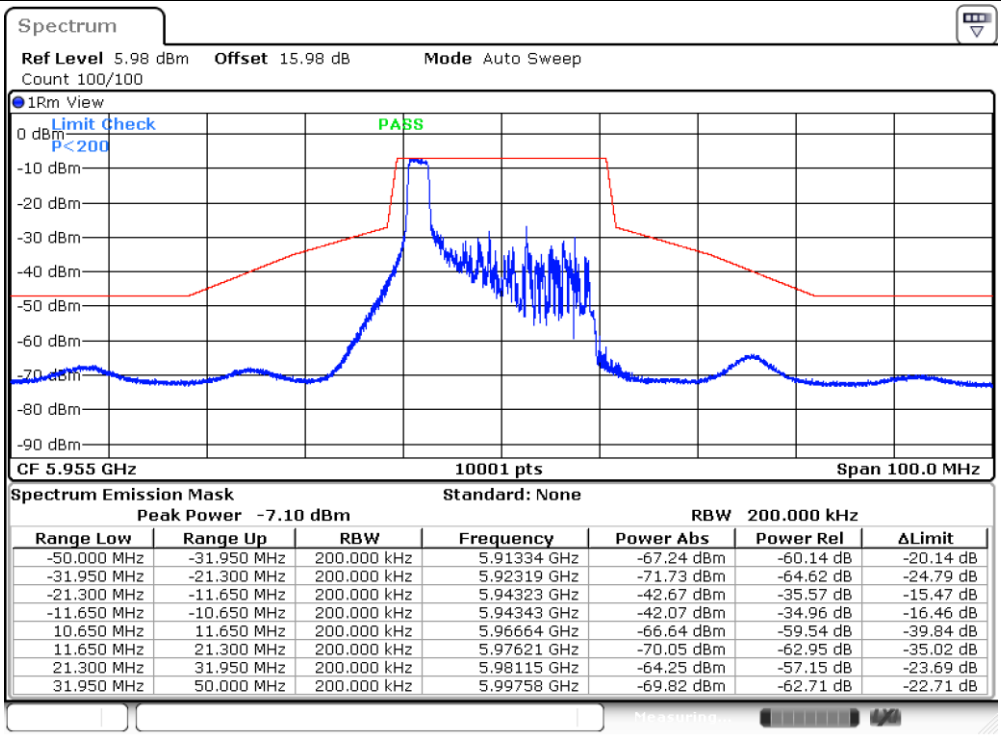

Spectrum Emission Mask Standard: None

Peak Power -7.10 dBm RBW 200.000 kHz

Range Low	Range Up	RBW	Frequency	Power Abs	Power Rel	ΔLimit
-50.000 MHz	-31.950 MHz	200.000 kHz	5.91334 GHz	-67.24 dBm	-60.14 dB	-20.14 dB
-31.950 MHz	-21.300 MHz	200.000 kHz	5.92319 GHz	-71.73 dBm	-64.62 dB	-24.79 dB
-21.300 MHz	-11.650 MHz	200.000 kHz	5.94323 GHz	-42.67 dBm	-35.57 dB	-15.47 dB
-11.650 MHz	-10.650 MHz	200.000 kHz	5.94343 GHz	-42.07 dBm	-34.96 dB	-16.46 dB
10.650 MHz	11.650 MHz	200.000 kHz	5.96664 GHz	-66.64 dBm	-59.54 dB	-39.84 dB
11.650 MHz	21.300 MHz	200.000 kHz	5.97621 GHz	-70.05 dBm	-62.95 dB	-35.02 dB
21.300 MHz	31.950 MHz	200.000 kHz	5.98115 GHz	-64.25 dBm	-57.15 dB	-23.69 dB
31.950 MHz	50.000 MHz	200.000 kHz	5.99758 GHz	-69.82 dBm	-62.71 dB	-22.71 dB

Date: 18.JAN.2025 17:13:38

11AX20MIMO_Ant10_5955_52Tone_RU37

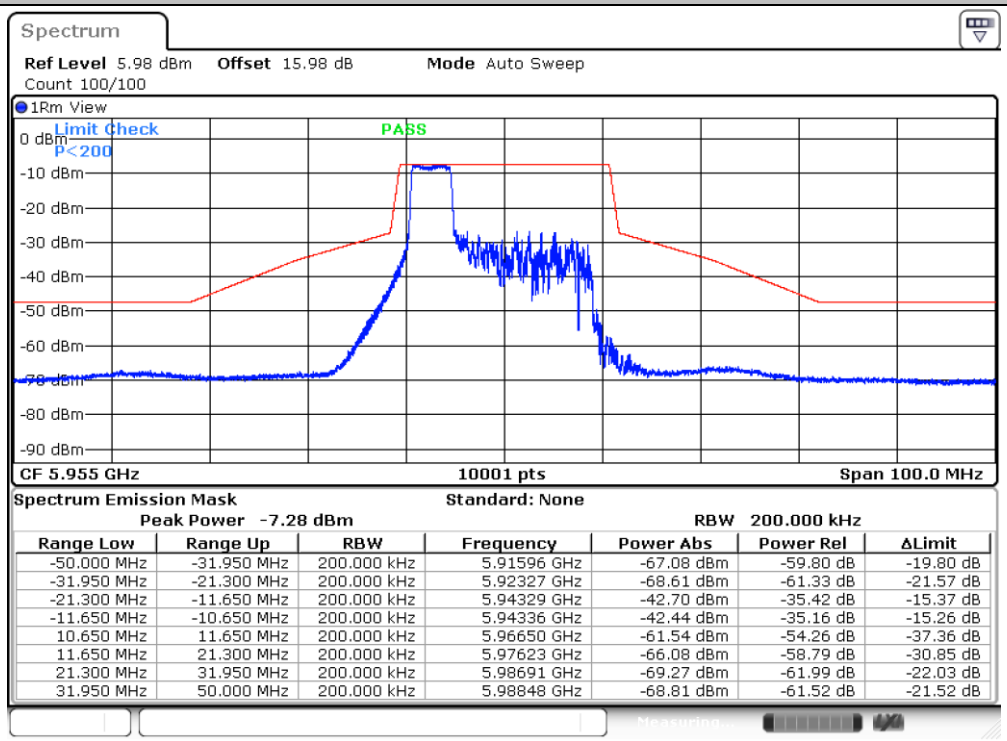

Spectrum Emission Mask Standard: None

Peak Power -7.28 dBm RBW 200.000 kHz

Range Low	Range Up	RBW	Frequency	Power Abs	Power Rel	ΔLimit
-50.000 MHz	-31.950 MHz	200.000 kHz	5.91596 GHz	-67.08 dBm	-59.80 dB	-19.80 dB
-31.950 MHz	-21.300 MHz	200.000 kHz	5.92327 GHz	-68.61 dBm	-61.33 dB	-21.57 dB
-21.300 MHz	-11.650 MHz	200.000 kHz	5.94329 GHz	-42.70 dBm	-35.42 dB	-15.37 dB
-11.650 MHz	-10.650 MHz	200.000 kHz	5.94336 GHz	-42.44 dBm	-35.16 dB	-15.26 dB
10.650 MHz	11.650 MHz	200.000 kHz	5.96650 GHz	-61.54 dBm	-54.26 dB	-37.36 dB
11.650 MHz	21.300 MHz	200.000 kHz	5.97623 GHz	-66.08 dBm	-58.79 dB	-30.85 dB
21.300 MHz	31.950 MHz	200.000 kHz	5.98691 GHz	-69.27 dBm	-61.99 dB	-22.03 dB
31.950 MHz	50.000 MHz	200.000 kHz	5.98848 GHz	-68.81 dBm	-61.52 dB	-21.52 dB

Date: 18.JAN.2025 17:19:35

11AX20MIMO_Ant10_5955_106Tone_RU53

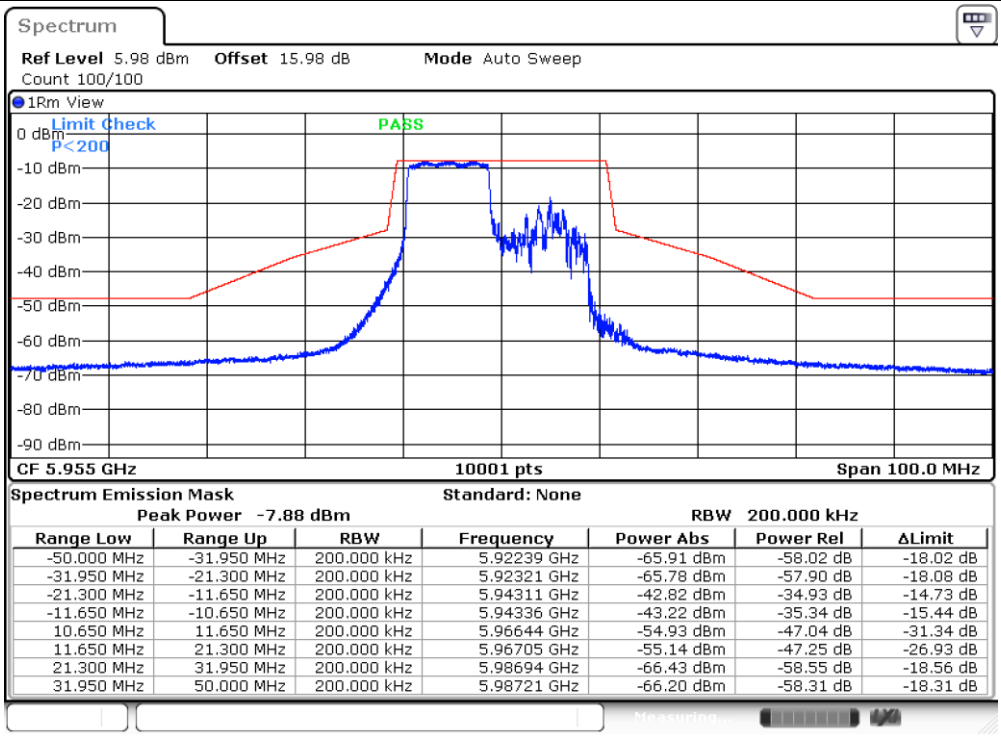

Spectrum Emission Mask Standard: None

Peak Power -7.88 dBm RBW 200.000 kHz

Range Low	Range Up	RBW	Frequency	Power Abs	Power Rel	ΔLimit
-50.000 MHz	-31.950 MHz	200.000 kHz	5.92239 GHz	-65.91 dBm	-58.02 dB	-18.02 dB
-31.950 MHz	-21.300 MHz	200.000 kHz	5.92321 GHz	-65.78 dBm	-57.90 dB	-18.08 dB
-21.300 MHz	-11.650 MHz	200.000 kHz	5.94311 GHz	-42.82 dBm	-34.93 dB	-14.73 dB
-11.650 MHz	-10.650 MHz	200.000 kHz	5.94336 GHz	-43.22 dBm	-35.34 dB	-15.44 dB
10.650 MHz	11.650 MHz	200.000 kHz	5.96644 GHz	-54.93 dBm	-47.04 dB	-31.34 dB
11.650 MHz	21.300 MHz	200.000 kHz	5.96705 GHz	-55.14 dBm	-47.25 dB	-26.93 dB
21.300 MHz	31.950 MHz	200.000 kHz	5.98694 GHz	-66.43 dBm	-58.55 dB	-18.56 dB
31.950 MHz	50.000 MHz	200.000 kHz	5.98721 GHz	-66.20 dBm	-58.31 dB	-18.31 dB

Date: 18.JAN.2025 17:22:29

11AX20MIMO_Ant6_6435_26Tone_RU0

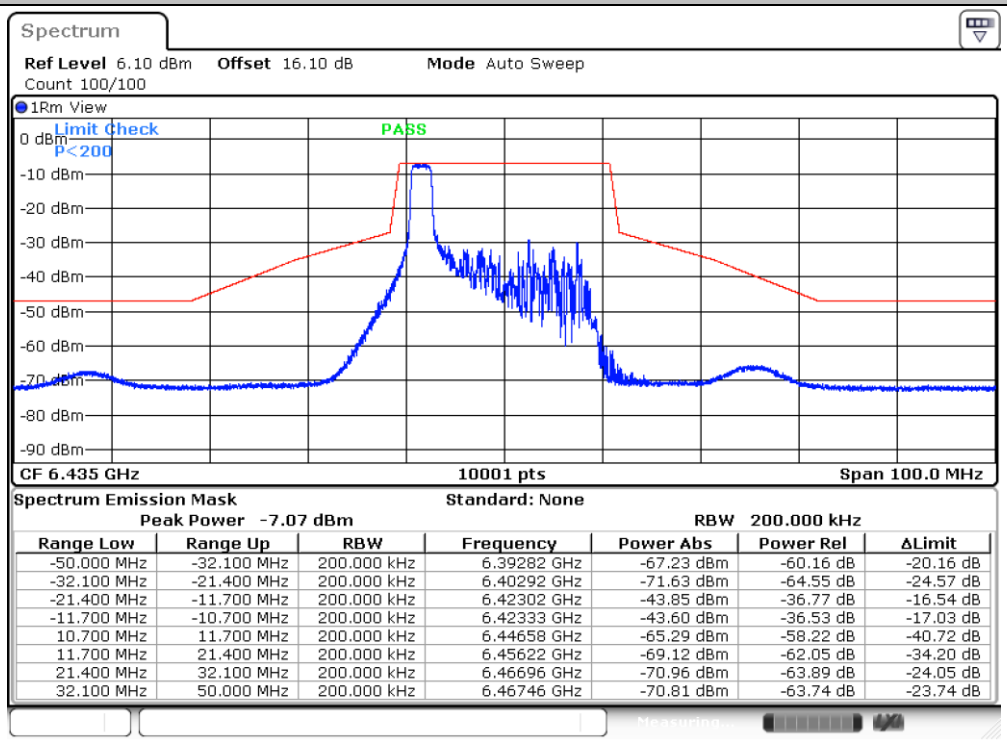

Spectrum Emission Mask Standard: None

Peak Power -7.07 dBm RBW 200.000 kHz

Range Low	Range Up	RBW	Frequency	Power Abs	Power Rel	ΔLimit
-50.000 MHz	-32.100 MHz	200.000 kHz	6.39282 GHz	-67.23 dBm	-60.16 dB	-20.16 dB
-32.100 MHz	-21.400 MHz	200.000 kHz	6.40292 GHz	-71.63 dBm	-64.55 dB	-24.57 dB
-21.400 MHz	-11.700 MHz	200.000 kHz	6.42302 GHz	-43.85 dBm	-36.77 dB	-16.54 dB
-11.700 MHz	-10.700 MHz	200.000 kHz	6.42333 GHz	-43.60 dBm	-36.53 dB	-17.03 dB
10.700 MHz	11.700 MHz	200.000 kHz	6.44658 GHz	-65.29 dBm	-58.22 dB	-40.72 dB
11.700 MHz	21.400 MHz	200.000 kHz	6.45622 GHz	-69.12 dBm	-62.05 dB	-34.20 dB
21.400 MHz	32.100 MHz	200.000 kHz	6.46696 GHz	-70.96 dBm	-63.89 dB	-24.05 dB
32.100 MHz	50.000 MHz	200.000 kHz	6.46746 GHz	-70.81 dBm	-63.74 dB	-23.74 dB

Date: 18.JAN.2025 17:26:18

11AX20MIMO_Ant6_6435_52Tone_RU37

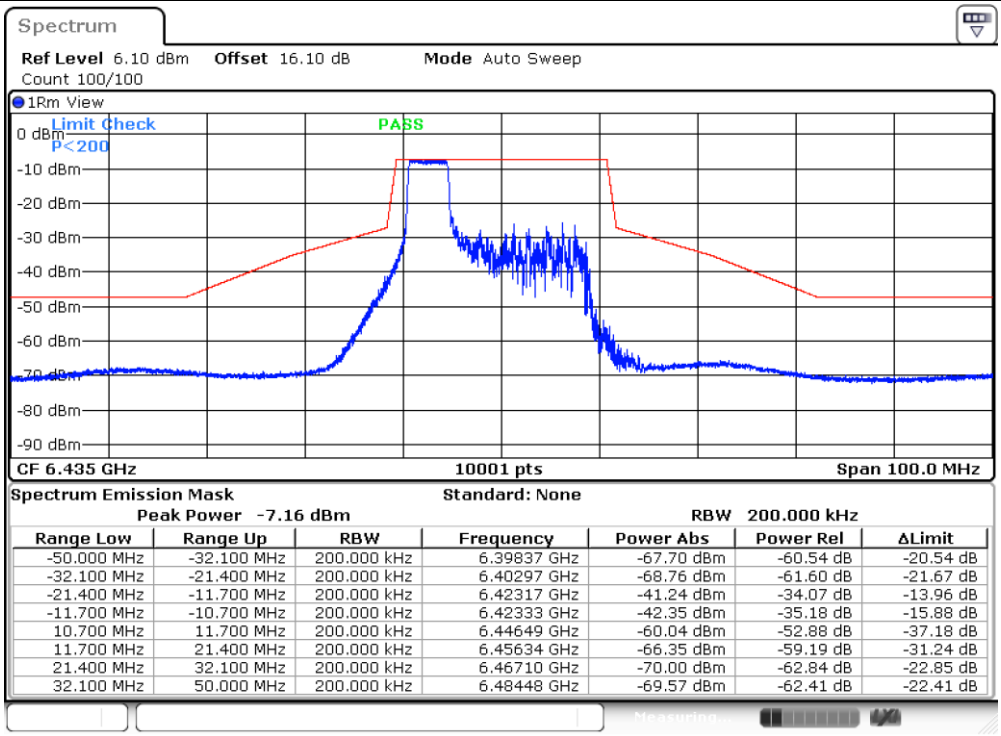

Spectrum Emission Mask Standard: None

Peak Power -7.16 dBm RBW 200.000 kHz

Range Low	Range Up	RBW	Frequency	Power Abs	Power Rel	ΔLimit
-50.000 MHz	-32.100 MHz	200.000 kHz	6.39837 GHz	-67.70 dBm	-60.54 dB	-20.54 dB
-32.100 MHz	-21.400 MHz	200.000 kHz	6.40297 GHz	-68.76 dBm	-61.60 dB	-21.67 dB
-21.400 MHz	-11.700 MHz	200.000 kHz	6.42317 GHz	-41.24 dBm	-34.07 dB	-13.96 dB
-11.700 MHz	-10.700 MHz	200.000 kHz	6.42333 GHz	-42.35 dBm	-35.18 dB	-15.88 dB
10.700 MHz	11.700 MHz	200.000 kHz	6.44649 GHz	-60.04 dBm	-52.88 dB	-37.18 dB
11.700 MHz	21.400 MHz	200.000 kHz	6.45634 GHz	-66.35 dBm	-59.19 dB	-31.24 dB
21.400 MHz	32.100 MHz	200.000 kHz	6.46710 GHz	-70.00 dBm	-62.84 dB	-22.85 dB
32.100 MHz	50.000 MHz	200.000 kHz	6.48448 GHz	-69.57 dBm	-62.41 dB	-22.41 dB

Date: 18.JAN.2025 17:28:40

11AX20MIMO_Ant6_6435_106Tone_RU53

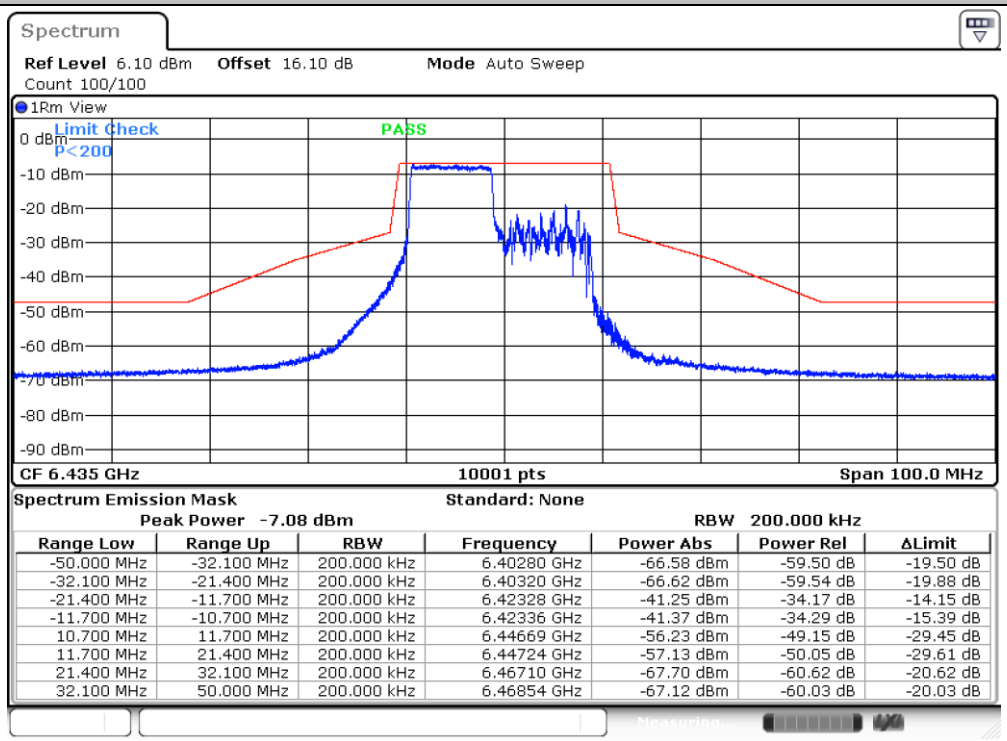

Spectrum Emission Mask Standard: None

Peak Power -7.08 dBm RBW 200.000 kHz

Range Low	Range Up	RBW	Frequency	Power Abs	Power Rel	ΔLimit
-50.000 MHz	-32.100 MHz	200.000 kHz	6.40280 GHz	-66.58 dBm	-59.50 dB	-19.50 dB
-32.100 MHz	-21.400 MHz	200.000 kHz	6.40320 GHz	-66.62 dBm	-59.54 dB	-19.88 dB
-21.400 MHz	-11.700 MHz	200.000 kHz	6.42328 GHz	-41.25 dBm	-34.17 dB	-14.15 dB
-11.700 MHz	-10.700 MHz	200.000 kHz	6.42336 GHz	-41.37 dBm	-34.29 dB	-15.39 dB
10.700 MHz	11.700 MHz	200.000 kHz	6.44669 GHz	-56.23 dBm	-49.15 dB	-29.45 dB
11.700 MHz	21.400 MHz	200.000 kHz	6.44724 GHz	-57.13 dBm	-50.05 dB	-29.61 dB
21.400 MHz	32.100 MHz	200.000 kHz	6.46710 GHz	-67.70 dBm	-60.62 dB	-20.62 dB
32.100 MHz	50.000 MHz	200.000 kHz	6.46854 GHz	-67.12 dBm	-60.03 dB	-20.03 dB

Date: 18.JAN.2025 17:31:08

11AX20MIMO_Ant10_6435_26Tone_RU0

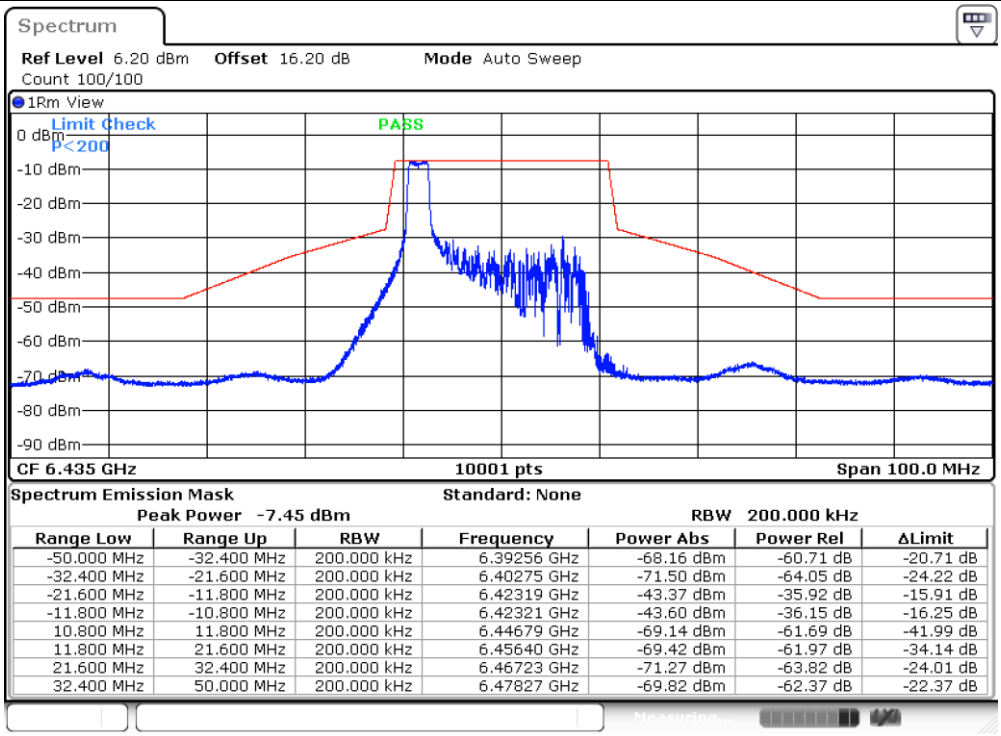

Spectrum Emission Mask Standard: None

Peak Power -7.45 dBm RBW 200.000 kHz

Range Low	Range Up	RBW	Frequency	Power Abs	Power Rel	ΔLimit
-50.000 MHz	-32.400 MHz	200.000 kHz	6.39256 GHz	-68.16 dBm	-60.71 dB	-20.71 dB
-32.400 MHz	-21.600 MHz	200.000 kHz	6.40275 GHz	-71.50 dBm	-64.05 dB	-24.22 dB
-21.600 MHz	-11.800 MHz	200.000 kHz	6.42319 GHz	-43.37 dBm	-35.92 dB	-15.91 dB
-11.800 MHz	-10.800 MHz	200.000 kHz	6.42321 GHz	-43.60 dBm	-36.15 dB	-16.25 dB
10.800 MHz	11.800 MHz	200.000 kHz	6.44679 GHz	-69.14 dBm	-61.69 dB	-41.99 dB
11.800 MHz	21.600 MHz	200.000 kHz	6.45640 GHz	-69.42 dBm	-61.97 dB	-34.14 dB
21.600 MHz	32.400 MHz	200.000 kHz	6.46723 GHz	-71.27 dBm	-63.82 dB	-24.01 dB
32.400 MHz	50.000 MHz	200.000 kHz	6.47827 GHz	-69.82 dBm	-62.37 dB	-22.37 dB

Date: 18.JAN.2025 17:26:59

11AX20MIMO_Ant10_6435_52Tone_RU37

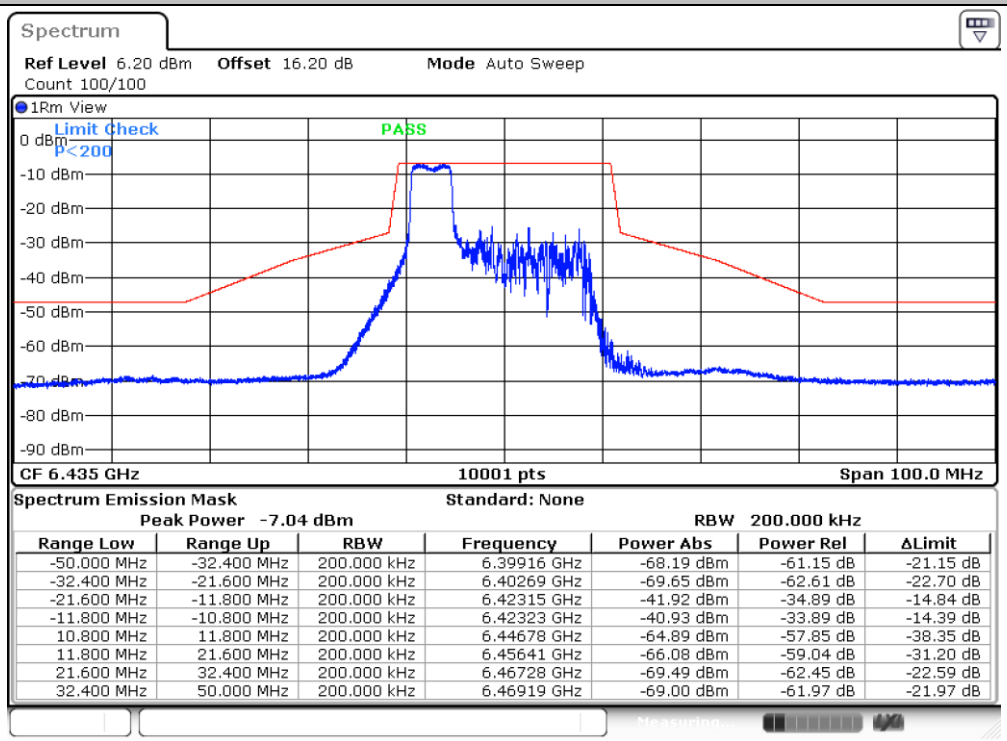

Spectrum Emission Mask Standard: None

Peak Power -7.04 dBm RBW 200.000 kHz

Range Low	Range Up	RBW	Frequency	Power Abs	Power Rel	ΔLimit
-50.000 MHz	-32.400 MHz	200.000 kHz	6.39916 GHz	-68.19 dBm	-61.15 dB	-21.15 dB
-32.400 MHz	-21.600 MHz	200.000 kHz	6.40269 GHz	-69.65 dBm	-62.61 dB	-22.70 dB
-21.600 MHz	-11.800 MHz	200.000 kHz	6.42315 GHz	-41.92 dBm	-34.89 dB	-14.84 dB
-11.800 MHz	-10.800 MHz	200.000 kHz	6.42323 GHz	-40.93 dBm	-33.89 dB	-14.39 dB
10.800 MHz	11.800 MHz	200.000 kHz	6.44678 GHz	-64.89 dBm	-57.85 dB	-38.35 dB
11.800 MHz	21.600 MHz	200.000 kHz	6.45641 GHz	-66.08 dBm	-59.04 dB	-31.20 dB
21.600 MHz	32.400 MHz	200.000 kHz	6.46728 GHz	-69.49 dBm	-62.45 dB	-22.59 dB
32.400 MHz	50.000 MHz	200.000 kHz	6.46919 GHz	-69.00 dBm	-61.97 dB	-21.97 dB

Date: 18.JAN.2025 17:29:20

11AX20MIMO_Ant10_6435_106Tone_RU53

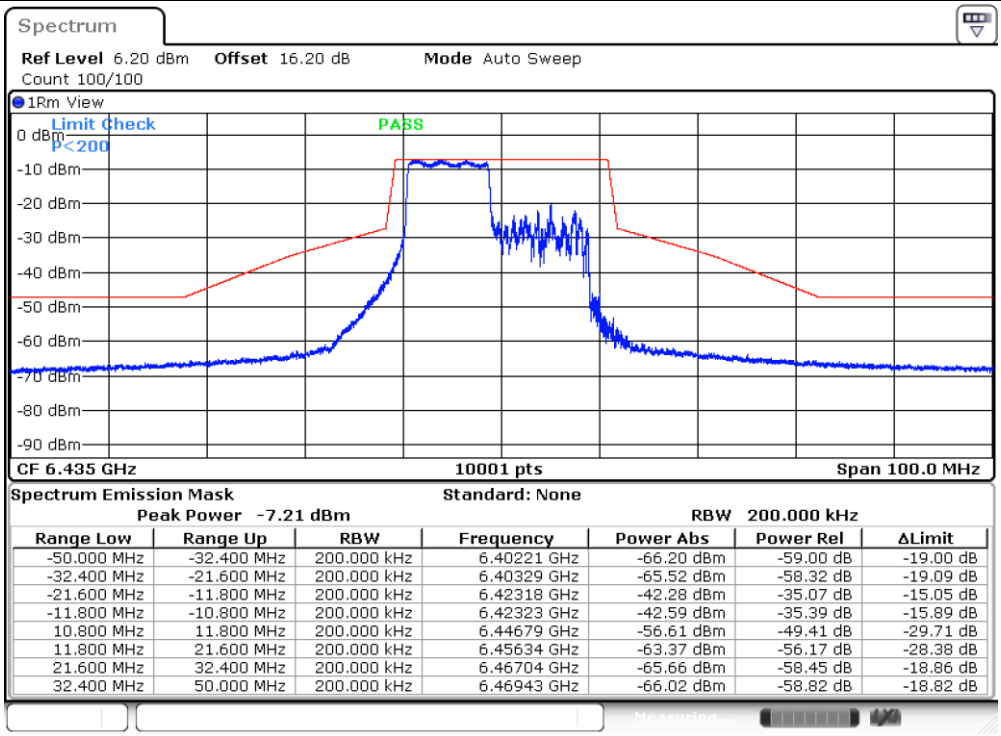

Spectrum Emission Mask Standard: None
Peak Power -7.21 dBm RBW 200.000 kHz

Range Low	Range Up	RBW	Frequency	Power Abs	Power Rel	ΔLimit
-50.000 MHz	-32.400 MHz	200.000 kHz	6.40221 GHz	-66.20 dBm	-59.00 dB	-19.00 dB
-32.400 MHz	-21.600 MHz	200.000 kHz	6.40329 GHz	-65.52 dBm	-58.32 dB	-19.09 dB
-21.600 MHz	-11.800 MHz	200.000 kHz	6.42318 GHz	-42.28 dBm	-35.07 dB	-15.05 dB
-11.800 MHz	-10.800 MHz	200.000 kHz	6.42323 GHz	-42.59 dBm	-35.39 dB	-15.89 dB
10.800 MHz	11.800 MHz	200.000 kHz	6.44679 GHz	-56.61 dBm	-49.41 dB	-29.71 dB
11.800 MHz	21.600 MHz	200.000 kHz	6.45634 GHz	-63.37 dBm	-56.17 dB	-28.38 dB
21.600 MHz	32.400 MHz	200.000 kHz	6.46704 GHz	-65.66 dBm	-58.45 dB	-18.86 dB
32.400 MHz	50.000 MHz	200.000 kHz	6.46943 GHz	-66.02 dBm	-58.82 dB	-18.82 dB

Date: 18.JAN.2025 17:31:49

11AX20MIMO_Ant6_6535_26Tone_RU0

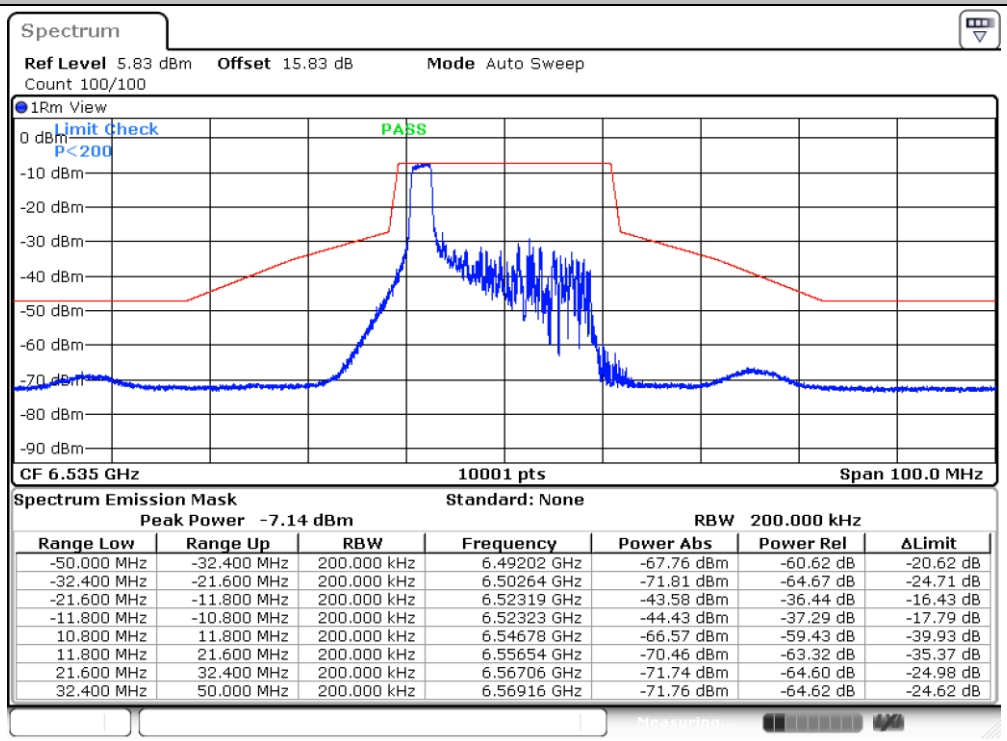

Spectrum Emission Mask Standard: None
Peak Power -7.14 dBm RBW 200.000 kHz

Range Low	Range Up	RBW	Frequency	Power Abs	Power Rel	ΔLimit
-50.000 MHz	-32.400 MHz	200.000 kHz	6.49202 GHz	-67.76 dBm	-60.62 dB	-20.62 dB
-32.400 MHz	-21.600 MHz	200.000 kHz	6.50264 GHz	-71.81 dBm	-64.67 dB	-24.71 dB
-21.600 MHz	-11.800 MHz	200.000 kHz	6.52319 GHz	-43.58 dBm	-36.44 dB	-16.43 dB
-11.800 MHz	-10.800 MHz	200.000 kHz	6.52323 GHz	-44.43 dBm	-37.29 dB	-17.79 dB
10.800 MHz	11.800 MHz	200.000 kHz	6.54678 GHz	-66.57 dBm	-59.43 dB	-39.93 dB
11.800 MHz	21.600 MHz	200.000 kHz	6.55654 GHz	-70.46 dBm	-63.32 dB	-35.37 dB
21.600 MHz	32.400 MHz	200.000 kHz	6.56706 GHz	-71.74 dBm	-64.60 dB	-24.98 dB
32.400 MHz	50.000 MHz	200.000 kHz	6.56916 GHz	-71.76 dBm	-64.62 dB	-24.62 dB

Date: 18.JAN.2025 17:34:08

11AX20MIMO_Ant6_6535_52Tone_RU37

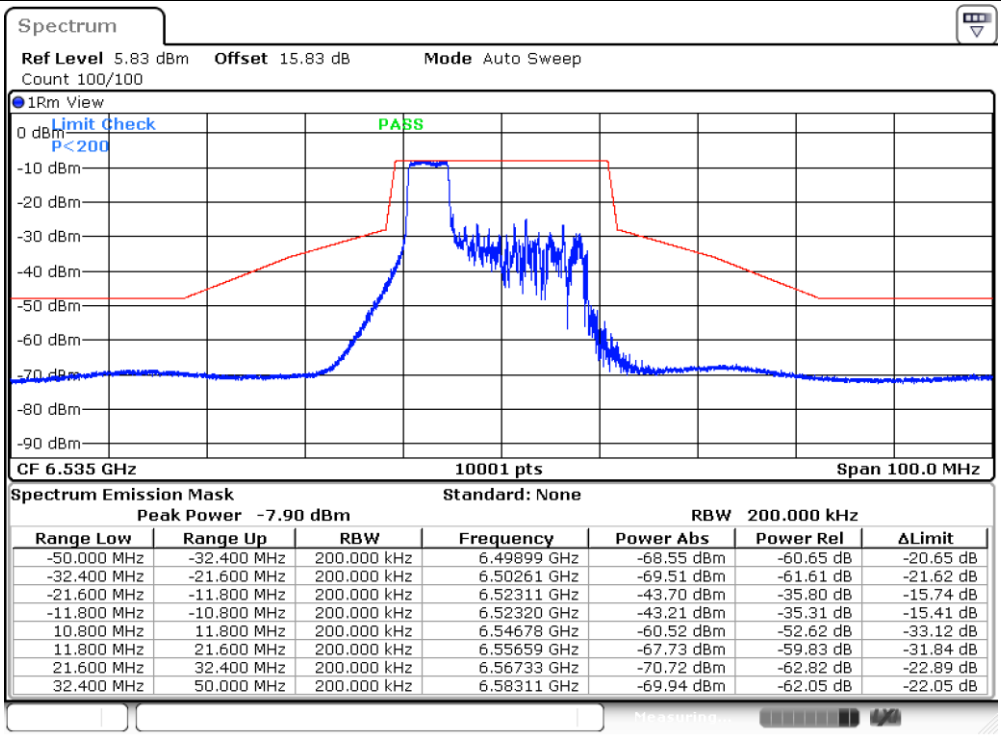

Spectrum Emission Mask Standard: None

Peak Power -7.90 dBm RBW 200.000 kHz

Range Low	Range Up	RBW	Frequency	Power Abs	Power Rel	ΔLimit
-50.000 MHz	-32.400 MHz	200.000 kHz	6.49899 GHz	-68.55 dBm	-60.65 dB	-20.65 dB
-32.400 MHz	-21.600 MHz	200.000 kHz	6.50261 GHz	-69.51 dBm	-61.61 dB	-21.62 dB
-21.600 MHz	-11.800 MHz	200.000 kHz	6.52311 GHz	-43.70 dBm	-35.80 dB	-15.74 dB
-11.800 MHz	-10.800 MHz	200.000 kHz	6.52320 GHz	-43.21 dBm	-35.31 dB	-15.41 dB
10.800 MHz	11.800 MHz	200.000 kHz	6.54678 GHz	-60.52 dBm	-52.62 dB	-33.12 dB
11.800 MHz	21.600 MHz	200.000 kHz	6.55659 GHz	-67.73 dBm	-59.83 dB	-31.84 dB
21.600 MHz	32.400 MHz	200.000 kHz	6.56733 GHz	-70.72 dBm	-62.82 dB	-22.89 dB
32.400 MHz	50.000 MHz	200.000 kHz	6.58311 GHz	-69.94 dBm	-62.05 dB	-22.05 dB

Date: 18.JAN.2025 17:40:58

11AX20MIMO_Ant6_6535_106Tone_RU53

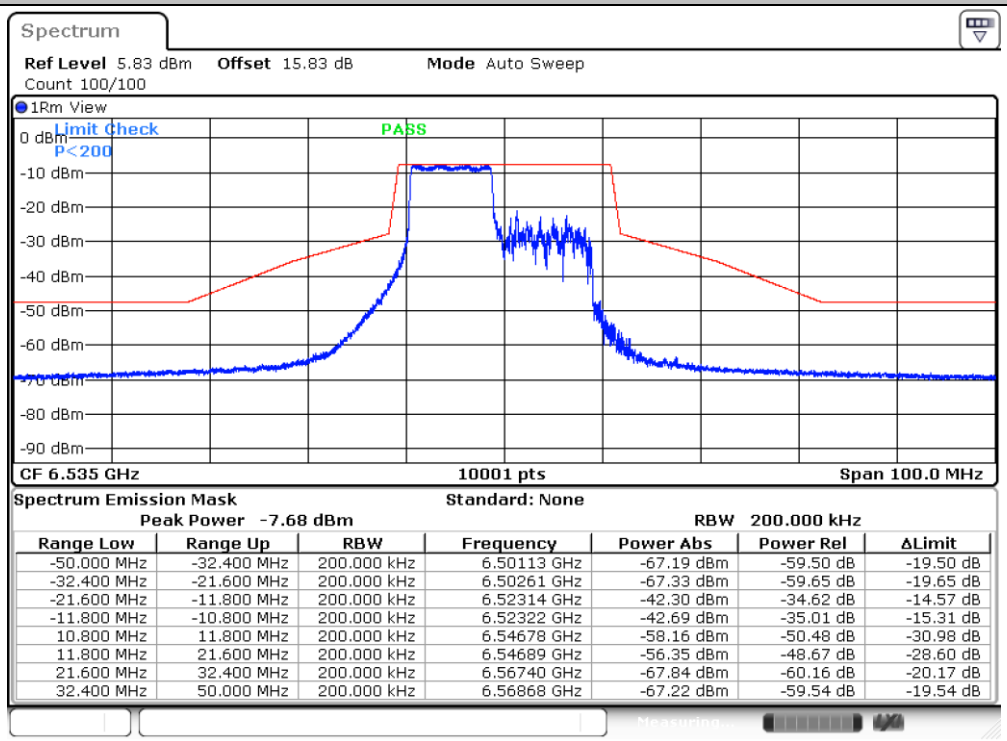

Spectrum Emission Mask Standard: None

Peak Power -7.68 dBm RBW 200.000 kHz

Range Low	Range Up	RBW	Frequency	Power Abs	Power Rel	ΔLimit
-50.000 MHz	-32.400 MHz	200.000 kHz	6.50113 GHz	-67.19 dBm	-59.50 dB	-19.50 dB
-32.400 MHz	-21.600 MHz	200.000 kHz	6.50261 GHz	-67.33 dBm	-59.65 dB	-19.65 dB
-21.600 MHz	-11.800 MHz	200.000 kHz	6.52314 GHz	-42.30 dBm	-34.62 dB	-14.57 dB
-11.800 MHz	-10.800 MHz	200.000 kHz	6.52322 GHz	-42.69 dBm	-35.01 dB	-15.31 dB
10.800 MHz	11.800 MHz	200.000 kHz	6.54678 GHz	-58.16 dBm	-50.48 dB	-30.98 dB
11.800 MHz	21.600 MHz	200.000 kHz	6.54689 GHz	-56.35 dBm	-48.67 dB	-28.60 dB
21.600 MHz	32.400 MHz	200.000 kHz	6.56740 GHz	-67.84 dBm	-60.16 dB	-20.17 dB
32.400 MHz	50.000 MHz	200.000 kHz	6.56868 GHz	-67.22 dBm	-59.54 dB	-19.54 dB

Date: 18.JAN.2025 17:43:54

11AX20MIMO_Ant10_6535_26Tone_RU0

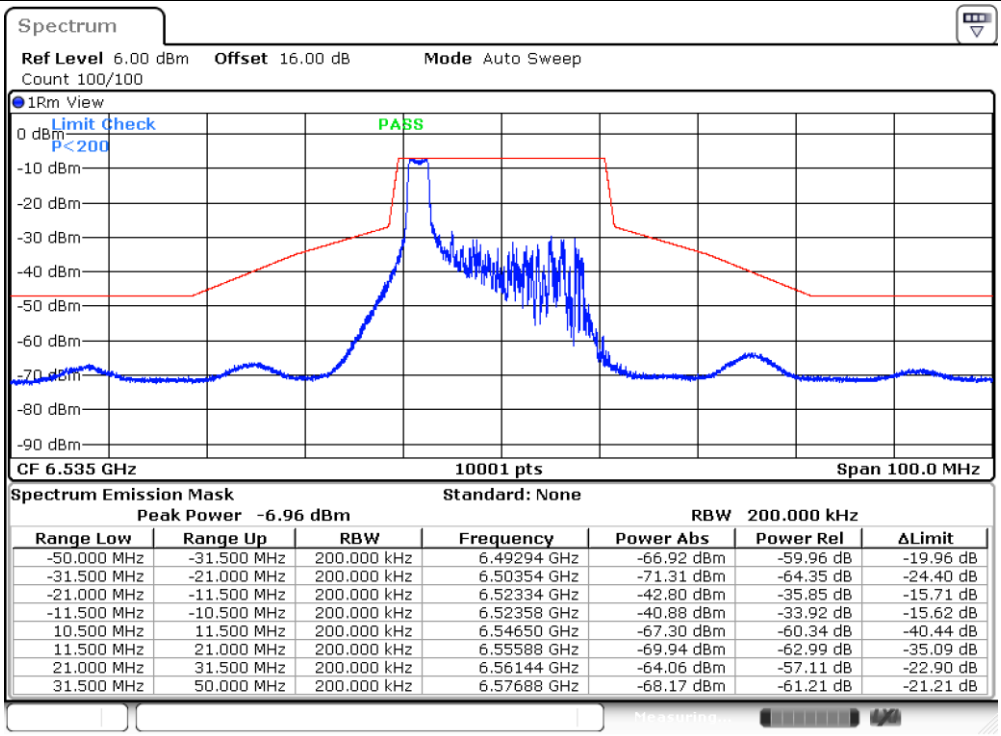

Spectrum Emission Mask Standard: None

Peak Power -6.96 dBm RBW 200.000 kHz

Range Low	Range Up	RBW	Frequency	Power Abs	Power Rel	ΔLimit
-50.000 MHz	-31.500 MHz	200.000 kHz	6.49294 GHz	-66.92 dBm	-59.96 dB	-19.96 dB
-31.500 MHz	-21.000 MHz	200.000 kHz	6.50354 GHz	-71.31 dBm	-64.35 dB	-24.40 dB
-21.000 MHz	-11.500 MHz	200.000 kHz	6.52334 GHz	-42.80 dBm	-35.85 dB	-15.71 dB
-11.500 MHz	-10.500 MHz	200.000 kHz	6.52358 GHz	-40.88 dBm	-33.92 dB	-15.62 dB
10.500 MHz	11.500 MHz	200.000 kHz	6.54650 GHz	-67.30 dBm	-60.34 dB	-40.44 dB
11.500 MHz	21.000 MHz	200.000 kHz	6.55588 GHz	-69.94 dBm	-62.99 dB	-35.09 dB
21.000 MHz	31.500 MHz	200.000 kHz	6.56144 GHz	-64.06 dBm	-57.11 dB	-22.90 dB
31.500 MHz	50.000 MHz	200.000 kHz	6.57688 GHz	-68.17 dBm	-61.21 dB	-21.21 dB

Date: 18.JAN.2025 17:34:50

11AX20MIMO_Ant10_6535_52Tone_RU37

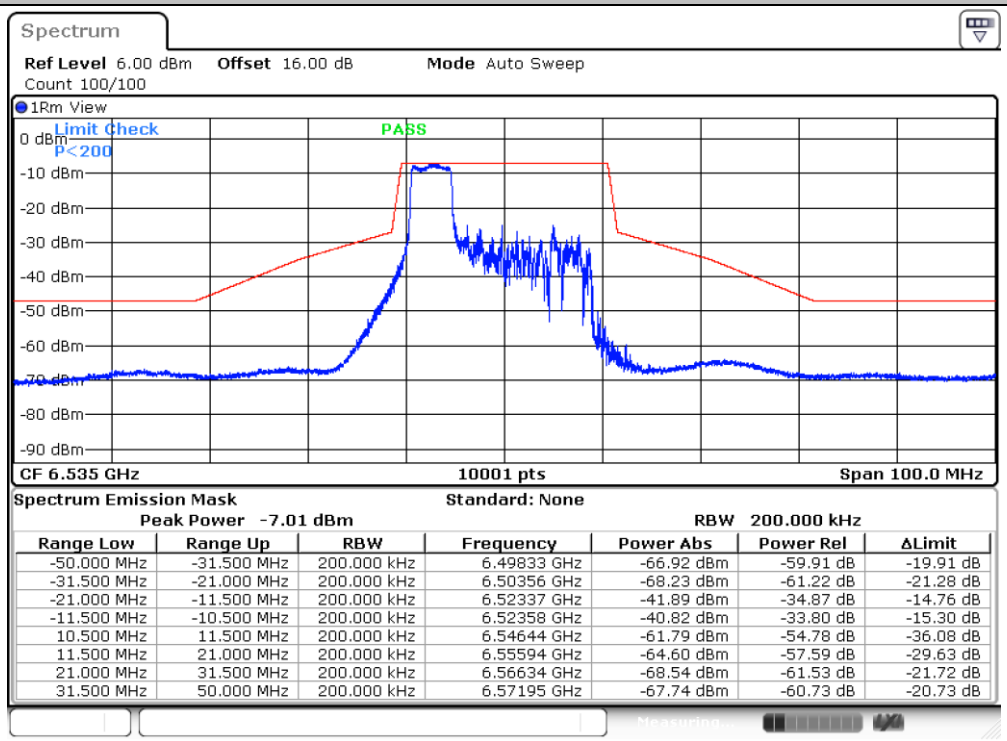

Spectrum Emission Mask Standard: None

Peak Power -7.01 dBm RBW 200.000 kHz

Range Low	Range Up	RBW	Frequency	Power Abs	Power Rel	ΔLimit
-50.000 MHz	-31.500 MHz	200.000 kHz	6.49833 GHz	-66.92 dBm	-59.91 dB	-19.91 dB
-31.500 MHz	-21.000 MHz	200.000 kHz	6.50356 GHz	-68.23 dBm	-61.22 dB	-21.28 dB
-21.000 MHz	-11.500 MHz	200.000 kHz	6.52337 GHz	-41.89 dBm	-34.87 dB	-14.76 dB
-11.500 MHz	-10.500 MHz	200.000 kHz	6.52358 GHz	-40.82 dBm	-33.80 dB	-15.30 dB
10.500 MHz	11.500 MHz	200.000 kHz	6.54644 GHz	-61.79 dBm	-54.78 dB	-36.08 dB
11.500 MHz	21.000 MHz	200.000 kHz	6.55594 GHz	-64.60 dBm	-57.59 dB	-29.63 dB
21.000 MHz	31.500 MHz	200.000 kHz	6.56634 GHz	-68.54 dBm	-61.53 dB	-21.72 dB
31.500 MHz	50.000 MHz	200.000 kHz	6.57195 GHz	-67.74 dBm	-60.73 dB	-20.73 dB

Date: 18.JAN.2025 17:41:40

11AX20MIMO_Ant10_6535_106Tone_RU53

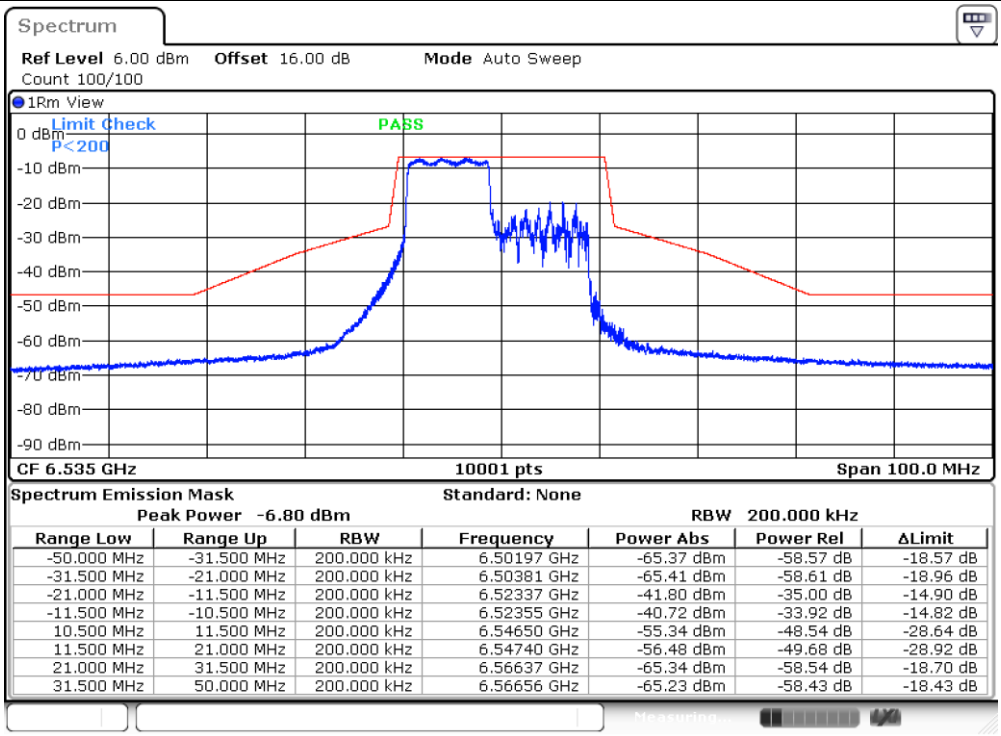

Spectrum Emission Mask Standard: None

Peak Power -6.80 dBm RBW 200.000 kHz

Range Low	Range Up	RBW	Frequency	Power Abs	Power Rel	ΔLimit
-50.000 MHz	-31.500 MHz	200.000 kHz	6.50197 GHz	-65.37 dBm	-58.57 dB	-18.57 dB
-31.500 MHz	-21.000 MHz	200.000 kHz	6.50381 GHz	-65.41 dBm	-58.61 dB	-18.96 dB
-21.000 MHz	-11.500 MHz	200.000 kHz	6.52337 GHz	-41.80 dBm	-35.00 dB	-14.90 dB
-11.500 MHz	-10.500 MHz	200.000 kHz	6.52355 GHz	-40.72 dBm	-33.92 dB	-14.82 dB
10.500 MHz	11.500 MHz	200.000 kHz	6.54650 GHz	-55.34 dBm	-48.54 dB	-28.64 dB
11.500 MHz	21.000 MHz	200.000 kHz	6.54740 GHz	-56.48 dBm	-49.68 dB	-28.92 dB
21.000 MHz	31.500 MHz	200.000 kHz	6.56637 GHz	-65.34 dBm	-58.54 dB	-18.70 dB
31.500 MHz	50.000 MHz	200.000 kHz	6.56656 GHz	-65.23 dBm	-58.43 dB	-18.43 dB

Date: 18.JAN.2025 17:44:35

11AX20MIMO_Ant6_7095_26Tone_RU8

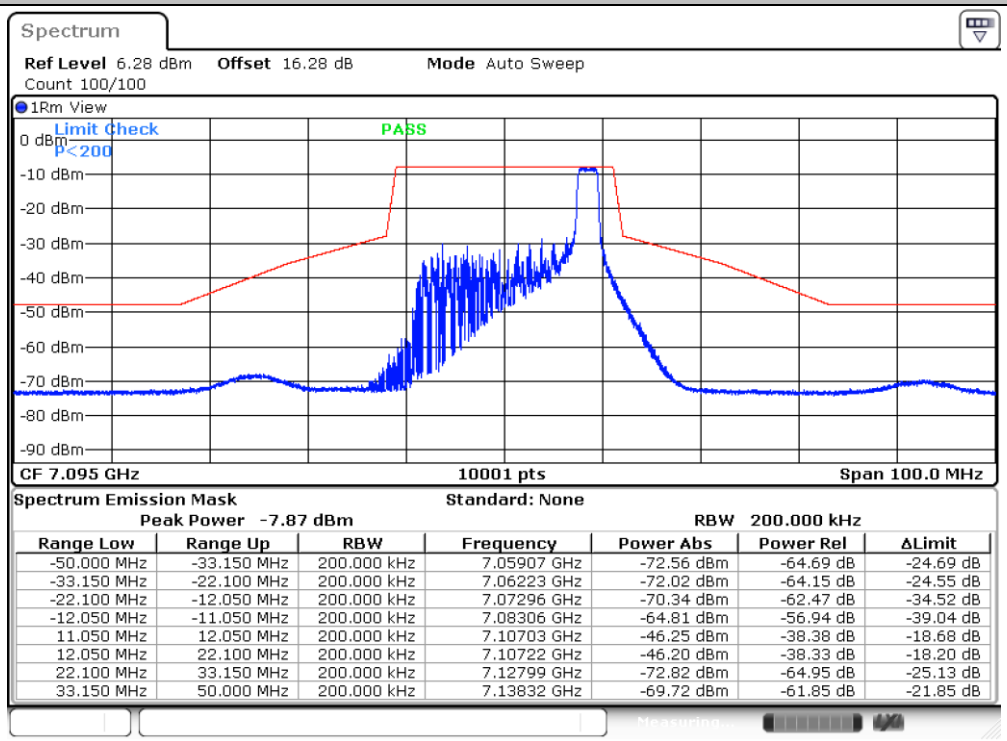

Spectrum Emission Mask Standard: None

Peak Power -7.87 dBm RBW 200.000 kHz

Range Low	Range Up	RBW	Frequency	Power Abs	Power Rel	ΔLimit
-50.000 MHz	-33.150 MHz	200.000 kHz	7.05907 GHz	-72.56 dBm	-64.69 dB	-24.69 dB
-33.150 MHz	-22.100 MHz	200.000 kHz	7.06223 GHz	-72.02 dBm	-64.15 dB	-24.55 dB
-22.100 MHz	-12.050 MHz	200.000 kHz	7.07296 GHz	-70.34 dBm	-62.47 dB	-34.52 dB
-12.050 MHz	-11.050 MHz	200.000 kHz	7.08306 GHz	-64.81 dBm	-56.94 dB	-39.04 dB
11.050 MHz	12.050 MHz	200.000 kHz	7.10703 GHz	-46.25 dBm	-38.38 dB	-18.68 dB
12.050 MHz	22.100 MHz	200.000 kHz	7.10722 GHz	-46.20 dBm	-38.33 dB	-18.20 dB
22.100 MHz	33.150 MHz	200.000 kHz	7.12799 GHz	-72.82 dBm	-64.95 dB	-25.13 dB
33.150 MHz	50.000 MHz	200.000 kHz	7.13832 GHz	-69.72 dBm	-61.85 dB	-21.85 dB

Date: 18.JAN.2025 20:57:04

11AX20MIMO_Ant6_7095_52Tone_RU40

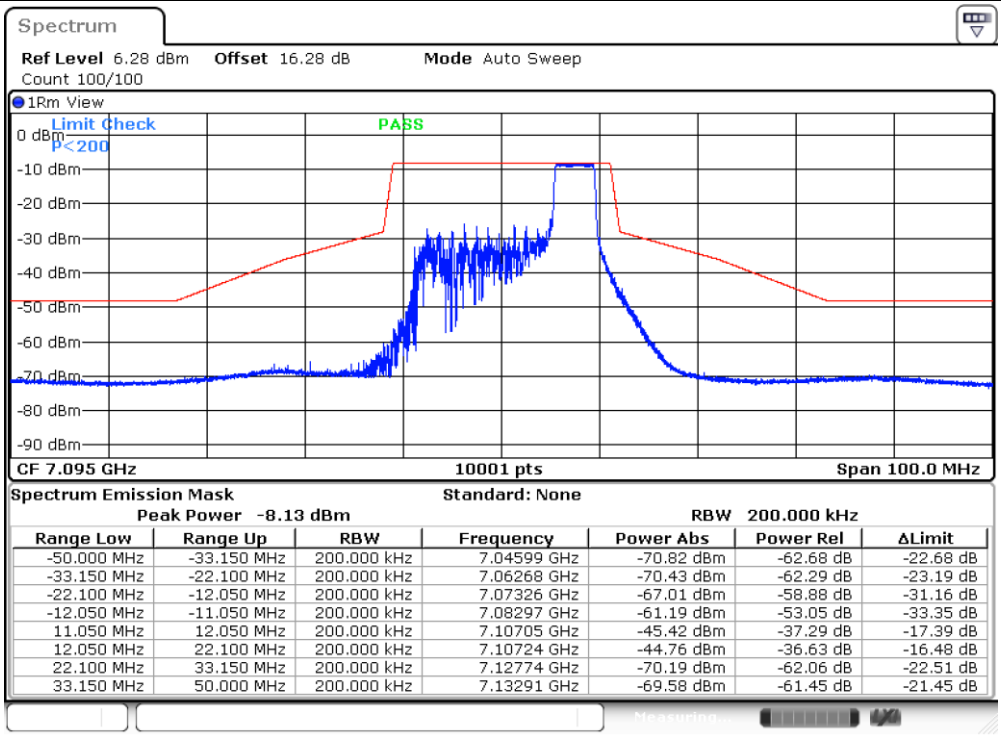

Spectrum Emission Mask Standard: None

Peak Power -8.13 dBm RBW 200.000 kHz

Range Low	Range Up	RBW	Frequency	Power Abs	Power Rel	ΔLimit
-50.000 MHz	-33.150 MHz	200.000 kHz	7.04599 GHz	-70.82 dBm	-62.68 dB	-22.68 dB
-33.150 MHz	-22.100 MHz	200.000 kHz	7.06268 GHz	-70.43 dBm	-62.29 dB	-23.19 dB
-22.100 MHz	-12.050 MHz	200.000 kHz	7.07326 GHz	-67.01 dBm	-58.88 dB	-31.16 dB
-12.050 MHz	-11.050 MHz	200.000 kHz	7.08297 GHz	-61.19 dBm	-53.05 dB	-33.35 dB
11.050 MHz	12.050 MHz	200.000 kHz	7.10705 GHz	-45.42 dBm	-37.29 dB	-17.39 dB
12.050 MHz	22.100 MHz	200.000 kHz	7.10724 GHz	-44.76 dBm	-36.63 dB	-16.48 dB
22.100 MHz	33.150 MHz	200.000 kHz	7.12774 GHz	-70.19 dBm	-62.06 dB	-22.51 dB
33.150 MHz	50.000 MHz	200.000 kHz	7.13291 GHz	-69.58 dBm	-61.45 dB	-21.45 dB

Date: 18.JAN.2025 21:15:35

11AX20MIMO_Ant6_7095_106Tone_RU54

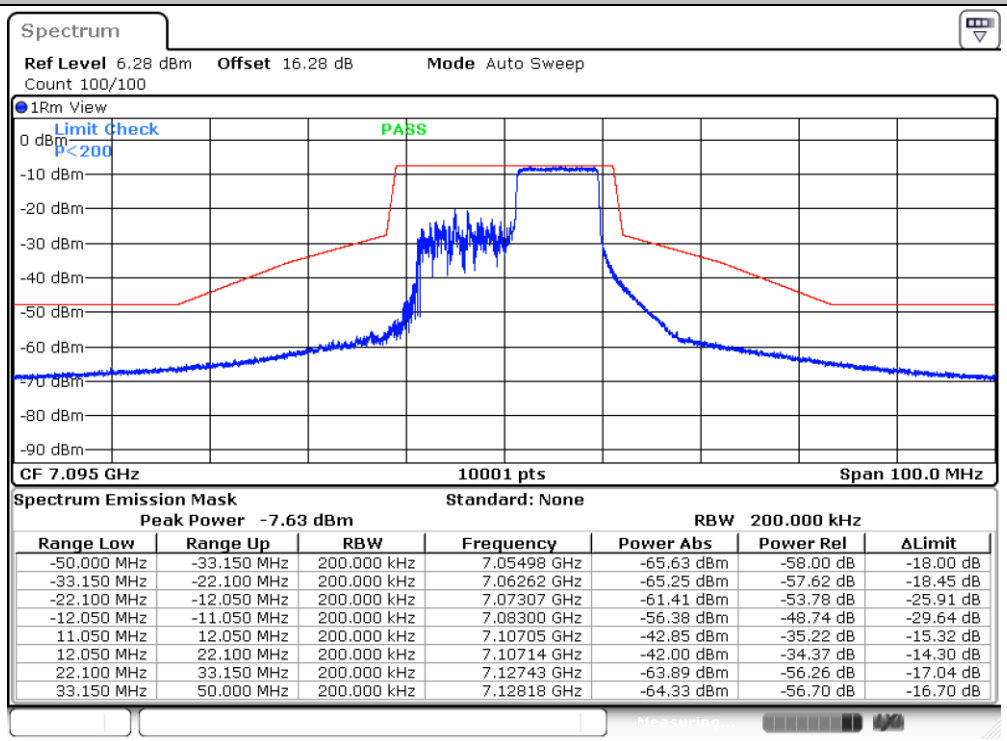

Spectrum Emission Mask Standard: None

Peak Power -7.63 dBm RBW 200.000 kHz

Range Low	Range Up	RBW	Frequency	Power Abs	Power Rel	ΔLimit
-50.000 MHz	-33.150 MHz	200.000 kHz	7.05498 GHz	-65.63 dBm	-58.00 dB	-18.00 dB
-33.150 MHz	-22.100 MHz	200.000 kHz	7.06262 GHz	-65.25 dBm	-57.62 dB	-18.45 dB
-22.100 MHz	-12.050 MHz	200.000 kHz	7.07307 GHz	-61.41 dBm	-53.78 dB	-25.91 dB
-12.050 MHz	-11.050 MHz	200.000 kHz	7.08300 GHz	-56.38 dBm	-48.74 dB	-29.64 dB
11.050 MHz	12.050 MHz	200.000 kHz	7.10705 GHz	-42.85 dBm	-35.22 dB	-15.32 dB
12.050 MHz	22.100 MHz	200.000 kHz	7.10714 GHz	-42.00 dBm	-34.37 dB	-14.30 dB
22.100 MHz	33.150 MHz	200.000 kHz	7.12743 GHz	-63.89 dBm	-56.26 dB	-17.04 dB
33.150 MHz	50.000 MHz	200.000 kHz	7.12818 GHz	-64.33 dBm	-56.70 dB	-16.70 dB

Date: 18.JAN.2025 21:42:59

11AX20MIMO_Ant10_7095_26Tone_RU8

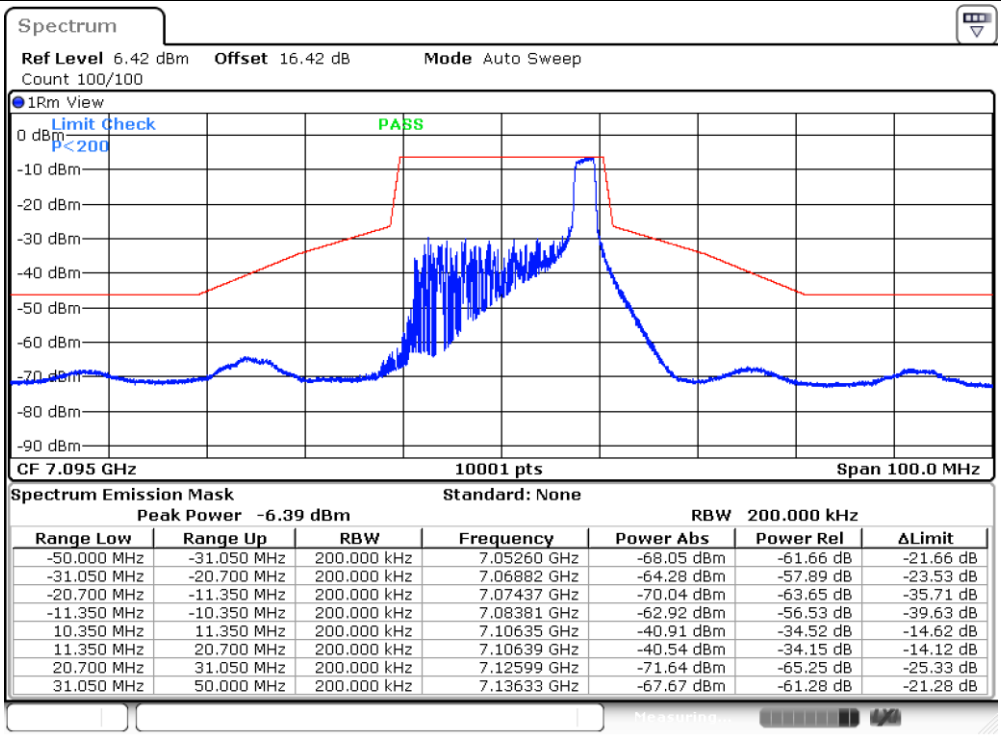

Spectrum Emission Mask Standard: None

Peak Power -6.39 dBm RBW 200.000 kHz

Range Low	Range Up	RBW	Frequency	Power Abs	Power Rel	ΔLimit
-50.000 MHz	-31.050 MHz	200.000 kHz	7.05260 GHz	-68.05 dBm	-61.66 dB	-21.66 dB
-31.050 MHz	-20.700 MHz	200.000 kHz	7.06882 GHz	-64.28 dBm	-57.89 dB	-23.53 dB
-20.700 MHz	-11.350 MHz	200.000 kHz	7.07437 GHz	-70.04 dBm	-63.65 dB	-35.71 dB
-11.350 MHz	-10.350 MHz	200.000 kHz	7.08381 GHz	-62.92 dBm	-56.53 dB	-39.63 dB
10.350 MHz	11.350 MHz	200.000 kHz	7.10635 GHz	-40.91 dBm	-34.52 dB	-14.62 dB
11.350 MHz	20.700 MHz	200.000 kHz	7.10639 GHz	-40.54 dBm	-34.15 dB	-14.12 dB
20.700 MHz	31.050 MHz	200.000 kHz	7.12599 GHz	-71.64 dBm	-65.25 dB	-25.33 dB
31.050 MHz	50.000 MHz	200.000 kHz	7.13633 GHz	-67.67 dBm	-61.28 dB	-21.28 dB

Date: 18.JAN.2025 20:58:11

11AX20MIMO_Ant10_7095_52Tone_RU40

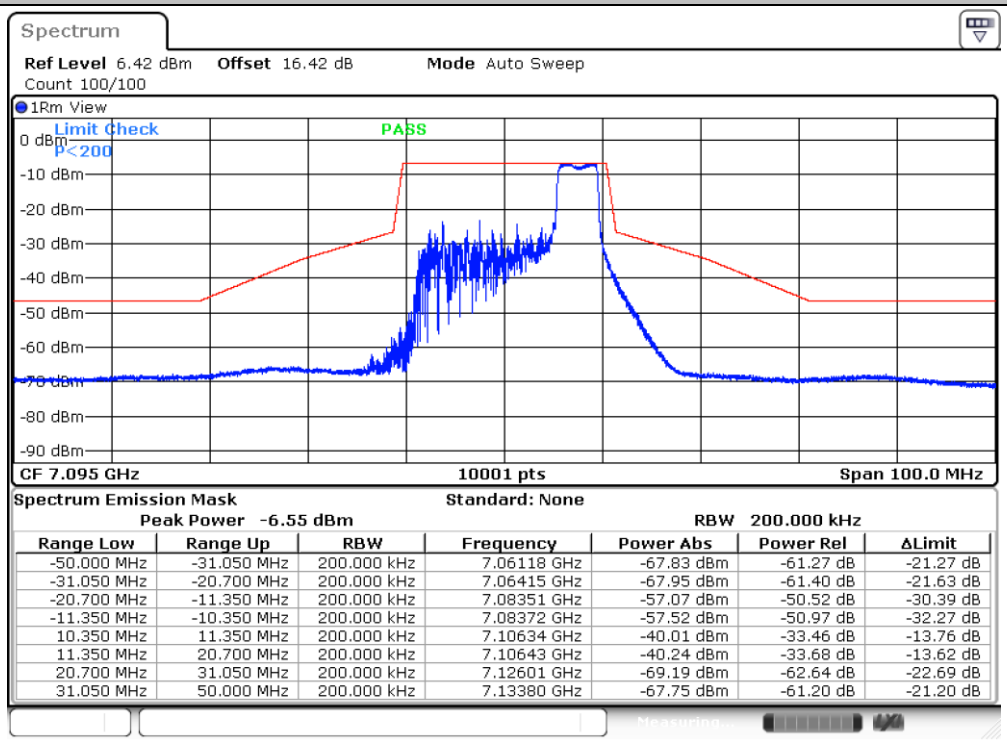

Spectrum Emission Mask Standard: None

Peak Power -6.55 dBm RBW 200.000 kHz

Range Low	Range Up	RBW	Frequency	Power Abs	Power Rel	ΔLimit
-50.000 MHz	-31.050 MHz	200.000 kHz	7.06118 GHz	-67.83 dBm	-61.27 dB	-21.27 dB
-31.050 MHz	-20.700 MHz	200.000 kHz	7.06415 GHz	-67.95 dBm	-61.40 dB	-21.63 dB
-20.700 MHz	-11.350 MHz	200.000 kHz	7.08351 GHz	-57.07 dBm	-50.52 dB	-30.39 dB
-11.350 MHz	-10.350 MHz	200.000 kHz	7.08372 GHz	-57.52 dBm	-50.97 dB	-32.27 dB
10.350 MHz	11.350 MHz	200.000 kHz	7.10634 GHz	-40.01 dBm	-33.46 dB	-13.76 dB
11.350 MHz	20.700 MHz	200.000 kHz	7.10643 GHz	-40.24 dBm	-33.68 dB	-13.62 dB
20.700 MHz	31.050 MHz	200.000 kHz	7.12601 GHz	-69.19 dBm	-62.64 dB	-22.69 dB
31.050 MHz	50.000 MHz	200.000 kHz	7.13380 GHz	-67.75 dBm	-61.20 dB	-21.20 dB

Date: 18.JAN.2025 21:40:33

11AX20MIMO_Ant10_7095_106Tone_RU54

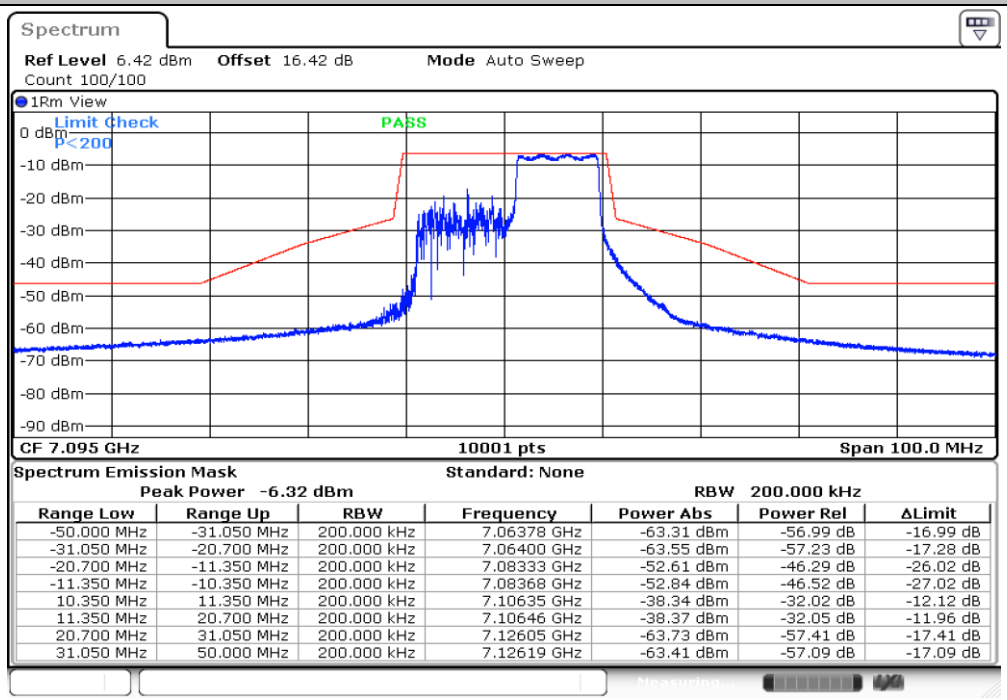

Spectrum Emission Mask Standard: None

Peak Power -6.32 dBm RBW 200.000 kHz

Range Low	Range Up	RBW	Frequency	Power Abs	Power Rel	ΔLimit
-50.000 MHz	-31.050 MHz	200.000 kHz	7.06378 GHz	-63.31 dBm	-56.99 dB	-16.99 dB
-31.050 MHz	-20.700 MHz	200.000 kHz	7.06400 GHz	-63.55 dBm	-57.23 dB	-17.28 dB
-20.700 MHz	-11.350 MHz	200.000 kHz	7.08333 GHz	-52.61 dBm	-46.29 dB	-26.02 dB
-11.350 MHz	-10.350 MHz	200.000 kHz	7.08368 GHz	-52.84 dBm	-46.52 dB	-27.02 dB
10.350 MHz	11.350 MHz	200.000 kHz	7.10635 GHz	-38.34 dBm	-32.02 dB	-12.12 dB
11.350 MHz	20.700 MHz	200.000 kHz	7.10646 GHz	-38.37 dBm	-32.05 dB	-11.96 dB
20.700 MHz	31.050 MHz	200.000 kHz	7.12605 GHz	-63.73 dBm	-57.41 dB	-17.41 dB
31.050 MHz	50.000 MHz	200.000 kHz	7.12619 GHz	-63.41 dBm	-57.09 dB	-17.09 dB

Appendix B. AC Conducted Emission Test Results

Test Engineer :	Amos Zhang	**Temperature :**	25.3~26.2℃
		Relative Humidity :	38~40%
Test Voltage :	120Vac / 60Hz	**Phase :**	Line
Remark :	All emissions not reported here are more than 10 dB below the prescribed limit.		

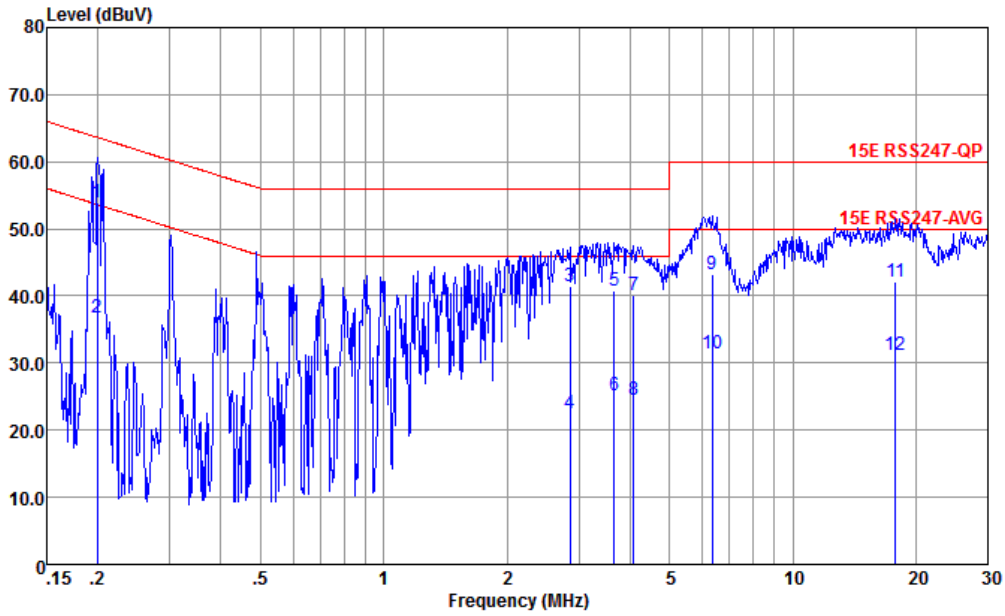

Site : CO01-KS
Condition : 15E RSS247-QP LISN-060105-L 2024 LINE

		Freq	Level	Over Limit	Limit Line	Read Level	LISN Factor	Cable Loss	Remark
		MHz	dBuV	dB	dBuV	dBuV	dB	dB	
1	*	0.200	53.84	-9.78	63.62	43.30	0.08	10.46	QP
2		0.200	36.84	-16.78	53.62	26.30	0.08	10.46	Average
3		2.854	41.56	-14.44	56.00	31.51	-0.17	10.22	QP
4		2.854	22.56	-23.44	46.00	12.51	-0.17	10.22	Average
5		3.661	40.83	-15.17	56.00	30.80	-0.18	10.21	QP
6		3.661	25.23	-20.77	46.00	15.20	-0.18	10.21	Average
7		4.092	40.21	-15.79	56.00	30.20	-0.20	10.21	QP
8		4.092	24.61	-21.39	46.00	14.60	-0.20	10.21	Average
9		6.352	43.17	-16.83	60.00	33.20	-0.22	10.19	QP
10		6.352	31.47	-18.53	50.00	21.50	-0.22	10.19	Average
11		17.849	42.15	-17.85	60.00	32.20	-0.34	10.29	QP
12		17.849	31.25	-18.75	50.00	21.30	-0.34	10.29	Average

Test Engineer :	Amos Zhang	**Temperature :**	25.3~26.2℃
		Relative Humidity :	38~40%
Test Voltage :	120Vac / 60Hz	**Phase :**	Neutral
Remark :	All emissions not reported here are more than 10 dB below the prescribed limit.		

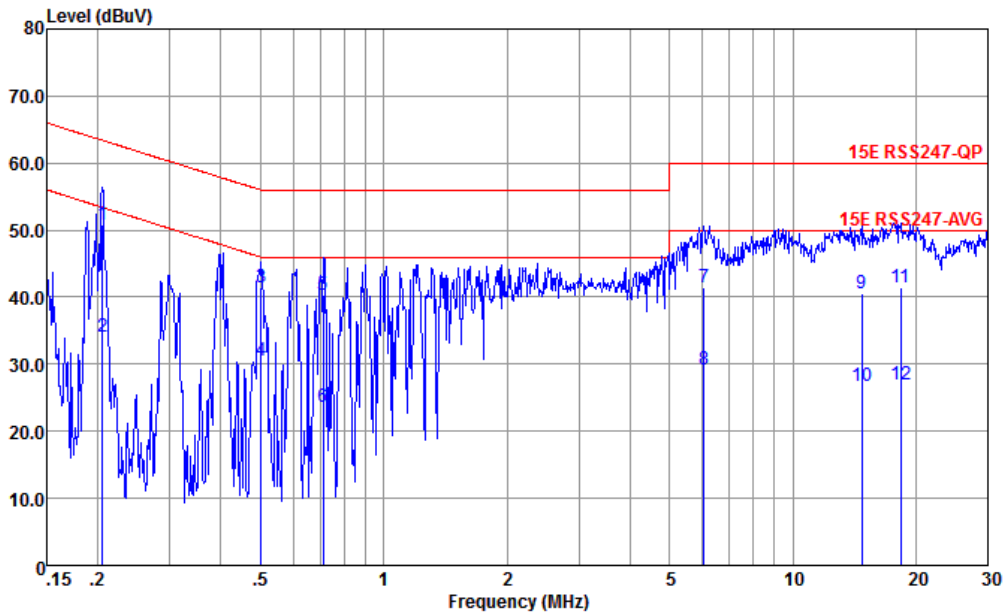

Site : CO01-KS
Condition : 15E RSS247-QP LISN-060105-N 2024 NEUTRAL

	Freq MHz	Level dBuV	Over Limit dB	Limit Line dBuV	Read Level dBuV	LISN Factor dB	Cable Loss dB	Remark
1 *	0.205	50.78	-12.62	63.40	40.21	0.11	10.46	QP
2	0.205	34.18	-19.22	53.40	23.61	0.11	10.46	Average
3	0.502	41.46	-14.54	56.00	31.20	-0.15	10.41	QP
4	0.502	30.56	-15.44	46.00	20.30	-0.15	10.41	Average
5	0.712	40.37	-15.63	56.00	30.21	-0.17	10.33	QP
6	0.712	23.67	-22.33	46.00	13.51	-0.17	10.33	Average
7	6.056	41.49	-18.51	60.00	31.50	-0.19	10.18	QP
8	6.056	29.29	-20.71	50.00	19.30	-0.19	10.18	Average
9	14.750	40.59	-19.41	60.00	30.50	-0.19	10.28	QP
10	14.750	26.69	-23.31	50.00	16.60	-0.19	10.28	Average
11	18.328	41.50	-18.50	60.00	31.51	-0.30	10.29	QP
12	18.328	26.90	-23.10	50.00	16.91	-0.30	10.29	Average

Note:

1. Level(dBμV) = Read Level(dBμV) + LISN Factor(dB) + Cable Loss(dB)
2. Over Limit(dB) = Level(dBμV) – Limit Line(dBμV)

Appendix C. Radiated Spurious Emission Test Data

Test Engineer :	Jake	Relative Humidity :	22 ~ 23 ℃
		Temperature :	22 ~ 23 ℃

Radiated Spurious Emission Test Modes

Mode	Band	Band (GHz)	Antenna	Modulation	Channel	Frequency	Data Rate	RU	Remark
Mode 1	U-NII-5	5.925-6.425	CDD 6+7	802.11ax HE20	1	5955	MCS0	Full	-
Mode 2	U-NII-5	5.925-6.425	CDD 6+7	802.11ax HE20	1	5955	MCS0	RU26/0	-
Mode 3	U-NII-5	5.925-6.425	CDD 6+7	802.11ax HE20	1	5955	MCS0	RU52/37	-
Mode 4	U-NII-5	5.925-6.425	CDD 6+7	802.11ax HE20	1	5955	MCS0	RU106/53	-
Mode 5	U-NII-5	5.925-6.425	CDD 6+7	802.11ax HE20	45	6175	MCS0	Full	-
Mode 6	U-NII-5	5.925-6.425	CDD 6+7	802.11ax HE20	93	6415	MCS0	Full	-
Mode 7	U-NII-5	5.925-6.425	CDD 6+7	802.11ax HE40	3	5965	MCS0	Full	-
Mode 8	U-NII-5	5.925-6.425	CDD 6+7	802.11ax HE40	43	6165	MCS0	Full	-
Mode 9	U-NII-5	5.925-6.425	CDD 6+7	802.11ax HE40	91	6405	MCS0	Full	-
Mode 10	U-NII-5	5.925-6.425	CDD 6+7	802.11ax HE80	7	5985	MCS0	Full	-
Mode 11	U-NII-5	5.925-6.425	CDD 6+7	802.11ax HE80	39	6145	MCS0	Full	-
Mode 12	U-NII-5	5.925-6.425	CDD 6+7	802.11ax HE80	87	6385	MCS0	Full	-
Mode 13	U-NII-6	5.925-6.425	CDD 6+7	802.11ax HE20	97	6435	MCS0	Full	-
Mode 14	U-NII-6	6.425-6.525	CDD 6+7	802.11ax HE20	105	6475	MCS0	Full	-
Mode 15	U-NII-6	6.425-6.525	CDD 6+7	802.11ax HE20	113	6515	MCS0	Full	-
Mode 16	U-NII-6	6.425-6.525	CDD 6+7	802.11ax HE40	99	6445	MCS0	Full	-
Mode 17	U-NII-6	6.425-6.525	CDD 6+7	802.11ax HE40	107	6485	MCS0	Full	-
Mode 18	U-NII-6	6.425-6.525	CDD 6+7	802.11ax HE80	103	6465	MCS0	Full	-
Mode 19	U-NII-6-7	6.425-6.525	CDD 6+7	802.11ax HE40	115	6525	MCS0	Full	-
Mode 20	U-NII-6-7	6.425-6.525	CDD 6+7	802.11ax HE80	119	6545	MCS0	Full	-
Mode 21	U-NII-7	6.525-6.875	CDD 6+7	802.11ax HE20	117	6535	MCS0	Full	-
Mode 22	U-NII-7	6.525-6.875	CDD 6+7	802.11ax HE20	149	6695	MCS0	Full	-
Mode 23	U-NII-7	6.525-6.875	CDD 6+7	802.11ax HE20	181	6855	MCS0	Full	-
Mode 24	U-NII-7	6.525-6.875	CDD 6+7	802.11ax HE40	123	6565	MCS0	Full	-
Mode 25	U-NII-7	6.525-6.875	CDD 6+7	802.11ax HE40	147	6685	MCS0	Full	-
Mode 26	U-NII-7	6.875-7.125	CDD 6+7	802.11ax HE40	179	6845	MCS0	Full	-
Mode 27	U-NII-7	6.525-6.875	CDD 6+7	802.11ax HE80	135	6625	MCS0	Full	-
Mode 28	U-NII-7	6.525-6.875	CDD 6+7	802.11ax HE80	151	6705	MCS0	Full	-
Mode 29	U-NII-7-8	6.875-7.125	CDD 6+7	802.11ax HE20	185	6875	MCS0	Full	-
Mode 30	U-NII-7-8	6.875-7.125	CDD 6+7	802.11ax HE40	187	6885	MCS0	Full	-
Mode 31	U-NII-7-8	6.525-6.875	CDD 6+7	802.11ax HE80	183	6865	MCS0	Full	-

Mode	Band	Band (GHz)	Antenna	Modulation	Channel	Frequency	Data Rate	RU	Remark
Mode 32	U-NII-8	6.875-7.125	CDD 6+7	802.11ax HE20	189	6895	MCS0	Full	-
Mode 33	U-NII-8	6.875-7.125	CDD 6+7	802.11ax HE20	209	6995	MCS0	Full	-
Mode 34	U-NII-8	6.875-7.125	CDD 6+7	802.11ax HE20	229	7095	MCS0	Full	-
Mode 35	U-NII-8	6.875-7.125	CDD 6+7	802.11ax HE20	229	7095	MCS0	RU26/8	-
Mode 36	U-NII-8	6.875-7.125	CDD 6+7	802.11ax HE20	229	7095	MCS0	RU52/40	-
Mode 37	U-NII-8	6.875-7.125	CDD 6+7	802.11ax HE20	229	7095	MCS0	RU106/54	-
Mode 38	U-NII-8	6.875-7.125	CDD 6+7	802.11ax HE40	195	6925	MCS0	Full	-
Mode 39	U-NII-8	6.875-7.125	CDD 6+7	802.11ax HE40	203	6965	MCS0	Full	-
Mode 40	U-NII-8	6.875-7.125	CDD 6+7	802.11ax HE40	227	7085	MCS0	Full	-
Mode 41	U-NII-8	6.875-7.125	CDD 6+7	802.11ax HE80	199	6945	MCS0	Full	-
Mode 42	U-NII-8	6.875-7.125	CDD 6+7	802.11ax HE80	215	7025	MCS0	Full	-
Mode 44	U-NII-5	5.925-6.425	CDD 6+10	802.11ax HE20	1	5955	MCS0	Full	-
Mode 45	U-NII-5	5.925-6.425	CDD 6+10	802.11ax HE20	1	5955	MCS0	RU26/0	-
Mode 46	U-NII-5	5.925-6.425	CDD 6+10	802.11ax HE20	1	5955	MCS0	RU52/37	-
Mode 47	U-NII-5	5.925-6.425	CDD 6+10	802.11ax HE20	1	5955	MCS0	RU106/53	-
Mode 48	U-NII-5	5.925-6.425	CDD 6+10	802.11ax HE20	45	6175	MCS0	Full	-
Mode 49	U-NII-5	5.925-6.425	CDD 6+10	802.11ax HE20	93	6415	MCS0	Full	-
Mode 50	U-NII-5	5.925-6.425	CDD 6+10	802.11ax HE40	3	5965	MCS0	Full	-
Mode 51	U-NII-5	5.925-6.425	CDD 6+10	802.11ax HE40	43	6165	MCS0	Full	-
Mode 52	U-NII-5	5.925-6.425	CDD 6+10	802.11ax HE40	91	6405	MCS0	Full	-
Mode 53	U-NII-5	5.925-6.425	CDD 6+10	802.11ax HE80	7	5985	MCS0	Full	-
Mode 54	U-NII-5	5.925-6.425	CDD 6+10	802.11ax HE80	39	6145	MCS0	Full	-
Mode 55	U-NII-5	5.925-6.425	CDD 6+10	802.11ax HE80	87	6385	MCS0	Full	-
Mode 56	U-NII-6	5.925-6.425	CDD 6+10	802.11ax HE20	97	6435	MCS0	Full	-
Mode 57	U-NII-6	6.425-6.525	CDD 6+10	802.11ax HE20	105	6475	MCS0	Full	-
Mode 58	U-NII-6	6.425-6.525	CDD 6+10	802.11ax HE20	113	6515	MCS0	Full	-
Mode 59	U-NII-6	6.425-6.525	CDD 6+10	802.11ax HE40	99	6445	MCS0	Full	-
Mode 60	U-NII-6	6.425-6.525	CDD 6+10	802.11ax HE40	107	6485	MCS0	Full	-
Mode 61	U-NII-6	6.425-6.525	CDD 6+10	802.11ax HE80	103	6465	MCS0	Full	-
Mode 62	U-NII-6-7	6.425-6.525	CDD 6+10	802.11ax HE40	115	6525	MCS0	Full	-
Mode 63	U-NII-6-7	6.425-6.525	CDD 6+10	802.11ax HE80	119	6545	MCS0	Full	-
Mode 64	U-NII-7	6.525-6.875	CDD 6+10	802.11ax HE20	117	6535	MCS0	Full	-
Mode 65	U-NII-7	6.525-6.875	CDD 6+10	802.11ax HE20	149	6695	MCS0	Full	-
Mode 66	U-NII-7	6.525-6.875	CDD 6+10	802.11ax HE20	181	6855	MCS0	Full	-
Mode 67	U-NII-7	6.525-6.875	CDD 6+10	802.11ax HE40	123	6565	MCS0	Full	-
Mode 68	U-NII-7	6.525-6.875	CDD 6+10	802.11ax HE40	147	6685	MCS0	Full	-
Mode 69	U-NII-7	6.875-7.125	CDD 6+10	802.11ax HE40	179	6845	MCS0	Full	-

Mode	Band	Band (GHz)	Antenna	Modulation	Channel	Frequency	Data Rate	RU	Remark
Mode 70	U-NII-7	6.525-6.875	CDD 6+10	802.11ax HE80	135	6625	MCS0	Full	-
Mode 71	U-NII-7	6.525-6.875	CDD 6+10	802.11ax HE80	151	6705	MCS0	Full	-
Mode 72	U-NII-7-8	6.875-7.125	CDD 6+10	802.11ax HE20	185	6875	MCS0	Full	-
Mode 73	U-NII-7-8	6.875-7.125	CDD 6+10	802.11ax HE40	187	6885	MCS0	Full	-
Mode 74	U-NII-7-8	6.525-6.875	CDD 6+10	802.11ax HE80	183	6865	MCS0	Full	-
Mode 75	U-NII-8	6.875-7.125	CDD 6+10	802.11ax HE20	189	6895	MCS0	Full	-
Mode 76	U-NII-8	6.875-7.125	CDD 6+10	802.11ax HE20	209	6995	MCS0	Full	-
Mode 77	U-NII-8	6.875-7.125	CDD 6+10	802.11ax HE20	229	7095	MCS0	Full	-
Mode 78	U-NII-8	6.875-7.125	CDD 6+10	802.11ax HE20	229	7095	MCS0	RU26/8	-
Mode 79	U-NII-8	6.875-7.125	CDD 6+10	802.11ax HE20	229	7095	MCS0	RU52/40	-
Mode 80	U-NII-8	6.875-7.125	CDD 6+10	802.11ax HE20	229	7095	MCS0	RU106/54	-
Mode 81	U-NII-8	6.875-7.125	CDD 6+10	802.11ax HE40	195	6925	MCS0	Full	-
Mode 82	U-NII-8	6.875-7.125	CDD 6+10	802.11ax HE40	203	6965	MCS0	Full	-
Mode 83	U-NII-8	6.875-7.125	CDD 6+10	802.11ax HE40	227	7085	MCS0	Full	-
Mode 84	U-NII-8	6.875-7.125	CDD 6+10	802.11ax HE80	199	6945	MCS0	Full	-
Mode 85	U-NII-8	6.875-7.125	CDD 6+10	802.11ax HE80	215	7025	MCS0	Full	-

Co-location

Mode	Band	Band (GHz)	Antenna	Modulation	Channel	Frequency	Data Rate	RU	Remark
Mode 86	2400-2483.5	2400-2483.5	3	Bluetooth-LE_GSFK	38	2478	2Mbps	-	-
	U-NII-8	6.875-7.125	CDD 6+10	802.11ax HE40	227	7085	MCS0	Full	-
	Band 48								
Mode 87	2400-2483.5	2400-2483.5	3	802.11ax HE20	11	2462	MCS0	Full	
	U-NII-8	6.875-7.125	10	802.11ax HE40	227	7085	MCS0	Full	
	Band 48								

Summary of each worse mode

Mode	Modulation	Ch.	Freq. (MHz)	Level (dBuV/m)	Limit (dBuV/m)	Margin (dB)	Pol.	Peak Avg.	Result	Remark
1	802.11ax HE20	1	5924.84	39.82	68.20	-28.38	H	AVERAGE	Pass	Band Edge
1	802.11ax HE20	1	11910.00	47.83	74.00	-26.17	V	PEAK	Pass	Harmonic
2	802.11ax HE20	1	5913.27	40.23	68.20	-27.97	H	AVERAGE	Pass	Band Edge
2	802.11ax HE20	1	-	-	-	-	-	-	-	Harmonic
3	802.11ax HE20	1	5918.21	39.20	68.20	-29.00	H	AVERAGE	Pass	Band Edge
3	802.11ax HE20	1	-	-	-	-	-	-	-	Harmonic
4	802.11ax HE20	1	5923.41	38.48	68.20	-29.72	H	AVERAGE	Pass	Band Edge
4	802.11ax HE20	1	-	-	-	-	-	-	-	Harmonic
5	802.11ax HE20	45	-	-	-	-	-	-	-	Band Edge
5	802.11ax HE20	45	12350.00	47.39	74.00	-26.61	H	PEAK	Pass	Harmonic
6	802.11ax HE20	93	-	-	-	-	-	-	-	Band Edge
6	802.11ax HE20	93	12830.00	47.51	88.20	-40.69	V	PEAK	Pass	Harmonic
7	802.11ax HE40	3	5923.42	47.10	68.20	-21.10	H	AVERAGE	Pass	Band Edge
7	802.11ax HE40	3	11930.00	47.36	74.00	-26.64	H	PEAK	Pass	Harmonic
8	802.11ax HE40	43	-	-	-	-	-	-	-	Band Edge
8	802.11ax HE40	43	12330.00	46.82	74.00	-27.18	H	PEAK	Pass	Harmonic
9	802.11ax HE40	91	-	-	-	-	-	-	-	Band Edge
9	802.11ax HE40	91	12810.00	47.51	88.20	-40.69	V	PEAK	Pass	Harmonic
10	802.11ax HE80	7	5923.72	47.25	68.20	-20.95	H	AVERAGE	Pass	Band Edge
10	802.11ax HE80	7	11970.00	46.22	74.00	-27.78	V	PEAK	Pass	Harmonic
11	802.11ax HE80	39	-	-	-	-	-	-	-	Band Edge
11	802.11ax HE80	39	12290.00	47.34	74.00	-26.66	H	PEAK	Pass	Harmonic
12	802.11ax HE80	87	-	-	-	-	-	-	-	Band Edge
12	802.11ax HE80	87	12770.00	47.46	88.20	-40.74	V	PEAK	Pass	Harmonic
13	802.11ax HE20	97	-	-	-	-	-	-	-	Band Edge
13	802.11ax HE20	97	12870.00	48.31	88.20	-39.89	H	PEAK	Pass	Harmonic
14	802.11ax HE20	105	-	-	-	-	-	-	-	Band Edge
14	802.11ax HE20	105	12950.00	47.40	88.20	-40.80	V	PEAK	Pass	Harmonic
15	802.11ax HE20	113	-	-	-	-	-	-	-	Band Edge
15	802.11ax HE20	113	13030.00	48.09	88.20	-40.11	V	PEAK	Pass	Harmonic
16	802.11ax HE40	99	-	-	-	-	-	-	-	Band Edge
16	802.11ax HE40	99	12890.00	47.92	88.20	-40.28	V	PEAK	Pass	Harmonic
17	802.11ax HE40	107	-	-	-	-	-	-	-	Band Edge
17	802.11ax HE40	107	12970.00	47.97	88.20	-40.23	V	PEAK	Pass	Harmonic
18	802.11ax HE80	103	-	-	-	-	-	-	-	Band Edge
18	802.11ax HE80	103	12930.00	47.11	88.20	-41.09	H	PEAK	Pass	Harmonic
19	802.11ax HE40	115	-	-	-	-	-	-	-	Band Edge
19	802.11ax HE40	115	13050.00	47.66	88.20	-40.54	H	PEAK	Pass	Harmonic
20	802.11ax HE80	119	-	-	-	-	-	-	-	Band Edge
20	802.11ax HE80	119	13090.00	47.60	88.20	-40.60	H	PEAK	Pass	Harmonic
21	802.11ax HE20	117	-	-	-	-	-	-	-	Band Edge
21	802.11ax HE20	117	13070.00	47.52	88.20	-40.68	V	PEAK	Pass	Harmonic
22	802.11ax HE20	149	-	-	-	-	-	-	-	Band Edge
22	802.11ax HE20	149	13390.00	46.62	74.00	-27.38	V	PEAK	Pass	Harmonic

23	802.11ax HE20	181	7199.56	39.54	68.20	-28.66	H	AVERAGE	Pass	Band Edge
23	802.11ax HE20	181	13710.00	46.45	88.20	-41.75	H	PEAK	Pass	Harmonic
24	802.11ax HE40	123	-	-	-	-	-	-	-	Band Edge
24	802.11ax HE40	123	13130.00	47.73	88.20	-40.47	H	PEAK	Pass	Harmonic
25	802.11ax HE40	147	-	-	-	-	-	-	-	Band Edge
25	802.11ax HE40	147	13370.00	47.32	74.00	-26.68	H	PEAK	Pass	Harmonic
26	802.11ax HE40	179	7208.04	40.01	68.20	-28.19	H	AVERAGE	Pass	Band Edge
26	802.11ax HE40	179	13690.00	45.98	88.20	-42.22	H	PEAK	Pass	Harmonic
27	802.11ax HE80	135	-	-	-	-	-	-	-	Band Edge
27	802.11ax HE80	135	13250.00	46.79	74.00	-27.21	V	PEAK	Pass	Harmonic
28	802.11ax HE80	151	-	-	-	-	-	-	-	Band Edge
28	802.11ax HE80	151	13410.00	46.01	88.20	-42.19	H	PEAK	Pass	Harmonic
29	802.11ax HE20	185	-	-	-	-	-	-	-	Band Edge
29	802.11ax HE20	185	13750.00	47.27	88.20	-40.93	V	PEAK	Pass	Harmonic
30	802.11ax HE40	187	-	-	-	-	-	-	-	Band Edge
30	802.11ax HE40	187	13770.00	47.19	88.20	-41.01	H	PEAK	Pass	Harmonic
31	802.11ax HE80	183	-	-	-	-	-	-	-	Band Edge
31	802.11ax HE80	183	13730.00	46.00	88.20	-42.20	V	PEAK	Pass	Harmonic
32	802.11ax HE20	189	-	-	-	-	-	-	-	Band Edge
32	802.11ax HE20	189	13790.00	46.75	88.20	-41.45	V	PEAK	Pass	Harmonic
33	802.11ax HE20	209	-	-	-	-	-	-	-	Band Edge
33	802.11ax HE20	209	13990.00	46.20	88.20	-42.00	V	PEAK	Pass	Harmonic
34	802.11ax HE20	229	7125.48	41.63	68.20	-26.57	V	AVERAGE	Pass	Band Edge
34	802.11ax HE20	229	14190.00	46.94	88.20	-41.26	V	PEAK	Pass	Harmonic
35	802.11ax HE20	229	7136.20	39.96	68.20	-28.24	H	AVERAGE	Pass	Band Edge
35	802.11ax HE20	229	-	-	-	-	-	-	-	Harmonic
36	802.11ax HE20	229	7131.08	39.77	68.20	-28.43	H	AVERAGE	Pass	Band Edge
36	802.11ax HE20	229	-	-	-	-	-	-	-	Harmonic
37	802.11ax HE20	229	7125.00	41.86	68.20	-26.34	H	AVERAGE	Pass	Band Edge
37	802.11ax HE20	229	-	-	-	-	-	-	-	Harmonic
38	802.11ax HE40	195	-	-	-	-	-	-	-	Band Edge
38	802.11ax HE40	195	13850.00	46.17	88.20	-42.03	V	PEAK	Pass	Harmonic
39	802.11ax HE40	203	-	-	-	-	-	-	-	Band Edge
39	802.11ax HE40	203	13930.00	46.21	88.20	-41.99	H	PEAK	Pass	Harmonic
40	802.11ax HE40	227	7125.32	51.02	68.20	-17.18	V	AVERAGE	Pass	Band Edge
40	802.11ax HE40	227	14170.00	46.61	88.20	-41.59	V	PEAK	Pass	Harmonic
41	802.11ax HE80	199	-	-	-	-	-	-	-	Band Edge
41	802.11ax HE80	199	13890.00	46.92	88.20	-41.28	V	PEAK	Pass	Harmonic
42	802.11ax HE80	215	7125.54	47.77	68.20	-20.43	V	AVERAGE	Pass	Band Edge
42	802.11ax HE80	215	14050.00	44.86	88.20	-43.34	V	PEAK	Pass	Harmonic
44	802.11ax HE20	1	5924.58	39.36	68.20	-28.84	H	AVERAGE	Pass	Band Edge
44	802.11ax HE20	1	11910.00	47.12	74.00	-26.88	H	PEAK	Pass	Harmonic
45	802.11ax HE20	1	5913.01	42.04	68.20	-26.16	H	AVERAGE	Pass	Band Edge
45	802.11ax HE20	1	-	-	-	-	-	-	-	Harmonic
46	802.11ax HE20	1	5918.47	40.00	68.20	-28.20	H	AVERAGE	Pass	Band Edge
46	802.11ax HE20	1	-	-	-	-	-	-	-	Harmonic
47	802.11ax HE20	1	5924.58	41.31	68.20	-26.89	H	AVERAGE	Pass	Band Edge

47	802.11ax HE20	1	-	-	-	-	-	-	-	Harmonic
48	802.11ax HE20	45	-	-	-	-	-	-	-	Band Edge
48	802.11ax HE20	45	12350.00	47.55	74.00	-26.45	H	PEAK	Pass	Harmonic
49	802.11ax HE20	93	-	-	-	-	-	-	-	Band Edge
49	802.11ax HE20	93	12830.00	49.59	88.20	-38.61	H	PEAK	Pass	Harmonic
50	802.11ax HE40	3	5924.96	46.86	68.20	-21.34	H	AVERAGE	Pass	Band Edge
50	802.11ax HE40	3	11930.00	46.08	74.00	-27.92	H	PEAK	Pass	Harmonic
51	802.11ax HE40	43	-	-	-	-	-	-	-	Band Edge
51	802.11ax HE40	43	12330.00	46.62	74.00	-27.38	H	PEAK	Pass	Harmonic
52	802.11ax HE40	91	-	-	-	-	-	-	-	Band Edge
52	802.11ax HE40	91	12810.00	46.27	88.20	-41.93	H	PEAK	Pass	Harmonic
53	802.11ax HE80	7	5924.84	47.50	68.20	-20.70	H	AVERAGE	Pass	Band Edge
53	802.11ax HE80	7	11970.00	44.97	74.00	-29.03	H	PEAK	Pass	Harmonic
54	802.11ax HE80	39	-	-	-	-	-	-	-	Band Edge
54	802.11ax HE80	39	12290.00	46.57	74.00	-27.43	H	PEAK	Pass	Harmonic
55	802.11ax HE80	87	-	-	-	-	-	-	-	Band Edge
55	802.11ax HE80	87	12770.00	45.74	88.20	-42.46	H	PEAK	Pass	Harmonic
56	802.11ax HE20	97	-	-	-	-	-	-	-	Band Edge
56	802.11ax HE20	97	12870.00	48.10	88.20	-40.10	H	PEAK	Pass	Harmonic
57	802.11ax HE20	105	-	-	-	-	-	-	-	Band Edge
57	802.11ax HE20	105	12950.00	47.36	88.20	-40.84	H	PEAK	Pass	Harmonic
58	802.11ax HE20	113	-	-	-	-	-	-	-	Band Edge
58	802.11ax HE20	113	13030.00	48.48	88.20	-39.72	V	PEAK	Pass	Harmonic
59	802.11ax HE40	99	-	-	-	-	-	-	-	Band Edge
59	802.11ax HE40	99	12890.00	47.67	88.20	-40.53	H	PEAK	Pass	Harmonic
60	802.11ax HE40	107	-	-	-	-	-	-	-	Band Edge
60	802.11ax HE40	107	12970.00	46.95	88.20	-41.25	H	PEAK	Pass	Harmonic
61	802.11ax HE80	103	-	-	-	-	-	-	-	Band Edge
61	802.11ax HE80	103	12930.00	46.58	88.20	-41.62	H	PEAK	Pass	Harmonic
62	802.11ax HE40	115	-	-	-	-	-	-	-	Band Edge
62	802.11ax HE40	115	13050.00	47.82	88.20	-40.38	H	PEAK	Pass	Harmonic
63	802.11ax HE80	119	-	-	-	-	-	-	-	Band Edge
63	802.11ax HE80	119	13090.00	46.53	88.20	-41.67	V	PEAK	Pass	Harmonic
64	802.11ax HE20	117	-	-	-	-	-	-	-	Band Edge
64	802.11ax HE20	117	13070.00	47.79	88.20	-40.41	H	PEAK	Pass	Harmonic
65	802.11ax HE20	149	-	-	-	-	-	-	-	Band Edge
65	802.11ax HE20	149	13390.00	47.06	74.00	-26.94	H	PEAK	Pass	Harmonic
66	802.11ax HE20	181	7189.80	39.59	68.20	-28.61	V	AVERAGE	Pass	Band Edge
66	802.11ax HE20	181	13710.00	46.62	88.20	-41.58	H	PEAK	Pass	Harmonic
67	802.11ax HE40	123	-	-	-	-	-	-	-	Band Edge
67	802.11ax HE40	123	13130.00	47.51	88.20	-40.69	H	PEAK	Pass	Harmonic
68	802.11ax HE40	147	-	-	-	-	-	-	-	Band Edge
68	802.11ax HE40	147	13370.00	37.81	54.00	-16.19	V	AVERAGE	Pass	Harmonic
69	802.11ax HE40	179	7138.12	40.06	68.20	-28.14	V	AVERAGE	Pass	Band Edge
69	802.11ax HE40	179	13690.00	46.22	88.20	-41.98	H	PEAK	Pass	Harmonic
70	802.11ax HE80	135	-	-	-	-	-	-	-	Band Edge
70	802.11ax HE80	135	13250.00	45.51	74.00	-28.49	V	PEAK	Pass	Harmonic

71	802.11ax HE80	151	-	-	-	-	-	-	-	Band Edge
71	802.11ax HE80	151	13410.00	45.54	88.20	-42.66	V	PEAK	Pass	Harmonic
72	802.11ax HE20	185	-	-	-	-	-	-	-	Band Edge
72	802.11ax HE20	185	13750.00	46.83	88.20	-41.37	H	PEAK	Pass	Harmonic
73	802.11ax HE40	187	-	-	-	-	-	-	-	Band Edge
73	802.11ax HE40	187	13770.00	48.12	88.20	-40.08	V	PEAK	Pass	Harmonic
74	802.11ax HE80	183	-	-	-	-	-	-	-	Band Edge
74	802.11ax HE80	183	13730.00	45.75	88.20	-42.45	H	PEAK	Pass	Harmonic
75	802.11ax HE20	189	-	-	-	-	-	-	-	Band Edge
75	802.11ax HE20	189	13790.00	46.60	88.20	-41.60	V	PEAK	Pass	Harmonic
76	802.11ax HE20	209	-	-	-	-	-	-	-	Band Edge
76	802.11ax HE20	209	13990.00	46.23	88.20	-41.97	V	PEAK	Pass	Harmonic
77	802.11ax HE20	229	7125.48	42.11	68.20	-26.09	V	AVERAGE	Pass	Band Edge
77	802.11ax HE20	229	14190.00	47.25	88.20	-40.95	V	PEAK	Pass	Harmonic
78	802.11ax HE20	229	7137.64	42.24	68.20	-25.96	V	AVERAGE	Pass	Band Edge
78	802.11ax HE20	229	-	-	-	-	-	-	-	Harmonic
79	802.11ax HE20	229	7132.52	41.93	68.20	-26.27	V	AVERAGE	Pass	Band Edge
79	802.11ax HE20	229	-	-	-	-	-	-	-	Harmonic
80	802.11ax HE20	229	7125.48	43.14	68.20	-25.06	V	AVERAGE	Pass	Band Edge
80	802.11ax HE20	229	-	-	-	-	-	-	-	Harmonic
81	802.11ax HE40	195	-	-	-	-	-	-	-	Band Edge
81	802.11ax HE40	195	13850.00	46.81	88.20	-41.39	V	PEAK	Pass	Harmonic
82	802.11ax HE40	203	-	-	-	-	-	-	-	Band Edge
82	802.11ax HE40	203	13930.00	46.00	88.20	-42.20	V	PEAK	Pass	Harmonic
83	802.11ax HE40	227	7125.00	53.82	68.20	-14.38	V	AVERAGE	Pass	Band Edge
83	802.11ax HE40	227	14170.00	46.40	88.20	-41.80	V	PEAK	Pass	Harmonic
84	802.11ax HE80	199	-	-	-	-	-	-	-	Band Edge
84	802.11ax HE80	199	13890.00	45.51	88.20	-42.69	V	PEAK	Pass	Harmonic
85	802.11ax HE80	215	7125.98	50.26	68.20	-17.94	V	AVERAGE	Pass	Band Edge
85	802.11ax HE80	215	14050.00	44.81	88.20	-43.39	H	PEAK	Pass	Harmonic

Co-location

Mode	Modulation	Ch.	Freq. (MHz)	Level (dBuV/m)	Limit (dBuV/m)	Margin (dB)	Pol.	Peak Avg.	Result	Remark
86	Bluetooth-LE_GSFK	38	2483.86	61.71	74.00	-12.29	V	PEAK	Pass	Band Edge
	Bluetooth-LE_GSFK	38	7434.00	41.77	74.00	-32.23	H	PEAK	Pass	Harmonic
	802.11ax HE40	227	7126.12	50.89	68.20	-17.31	H	Average	Pass	Band Edge
	802.11ax HE40	227	14170.00	45.60	88.20	-42.60	V	PEAK	Pass	Harmonic
87	802.11ax HE20	11	2484.10	44.91	54.00	-9.09	H	AVERAGE	Pass	Band Edge
	802.11ax HE20	11	7386.00	41.13	74.00	-32.87	H	Peak	Pass	Harmonic
	802.11ax HE40	227	7125.80	44.18	68.20	-24.02	H	AVERAGE	Pass	Band Edge
	802.11ax HE40	227	14170.00	46.05	88.20	-42.15	H	PEAK	Pass	Harmonic

Mode	1	
	Band Edge	
	U-NII-5_5.925-6.425_802.11ax HE20_CH1_Full_5955MHz	
ANT	CDD 6+7	
Pol.	Horizontal	Fundamental
Peak	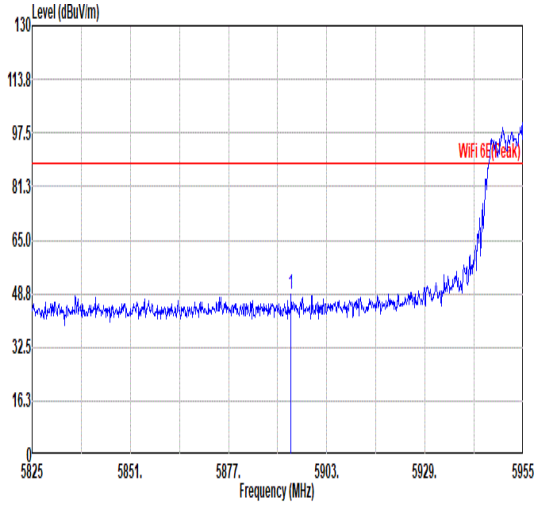 Freq Level Limit Line Over Limit Read Level Ant Factor Cable Loss Preamp Factor Aux Factor APos TPos Remark MHz dBuV/m dBuV/m dB dBuV dB/m dB dB dB cm deg 1 5893.51 48.57 88.20 -39.63 41.36 35.11 11.37 39.27 0.00 100 315 PEAK	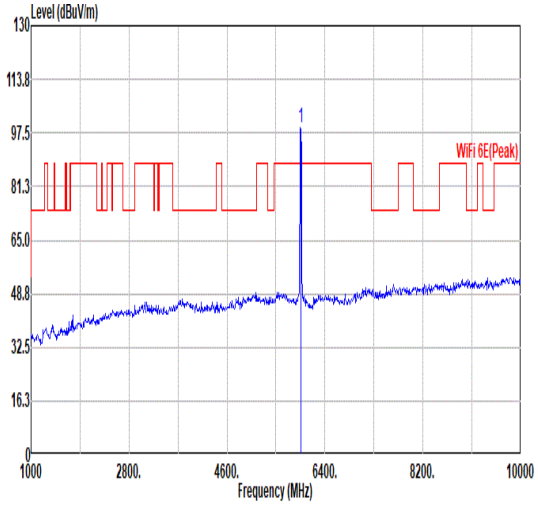 Freq Level Limit Line Over Limit Read Level Ant Factor Cable Loss Preamp Factor Aux Factor APos TPos Remark MHz dBuV/m dBuV/m dB dBuV dB/m dB dB dB cm deg 1 5955.00 98.95 ------ ------ 91.53 35.16 11.43 39.17 0.00 100 315 PEAK
Avg	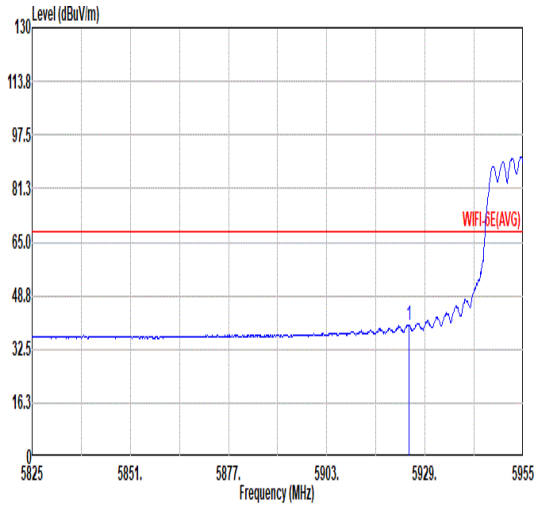 Freq Level Limit Line Over Limit Read Level Ant Factor Cable Loss Preamp Factor Aux Factor APos TPos Remark MHz dBuV/m dBuV/m dB dBuV dB/m dB dB dB cm deg 1 5924.84 39.82 68.20 -28.38 32.51 35.13 11.40 39.22 0.00 100 315 AVERAGE	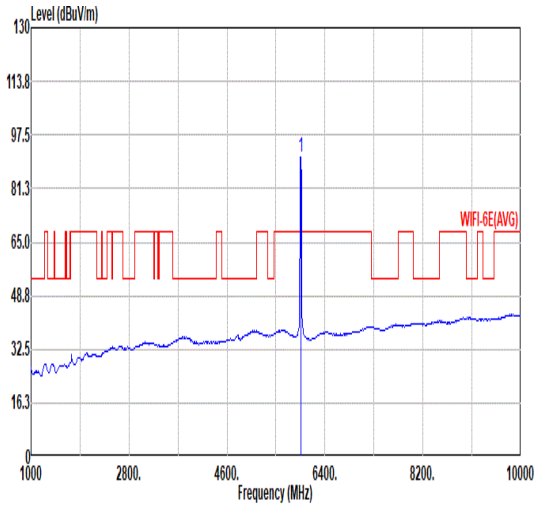 Freq Level Limit Line Over Limit Read Level Ant Factor Cable Loss Preamp Factor Aux Factor APos TPos Remark MHz dBuV/m dBuV/m dB dBuV dB/m dB dB dB cm deg 1 5955.00 90.75 ------ ------ 83.33 35.16 11.43 39.17 0.00 100 315 AVERAGE

Mode	1	
	Band Edge	
	U-NII-5_5.925-6.425_802.11ax HE20_CH1_Full_5955MHz	
ANT	CDD 6+7	
Pol.	Vertical	Fundamental
Peak	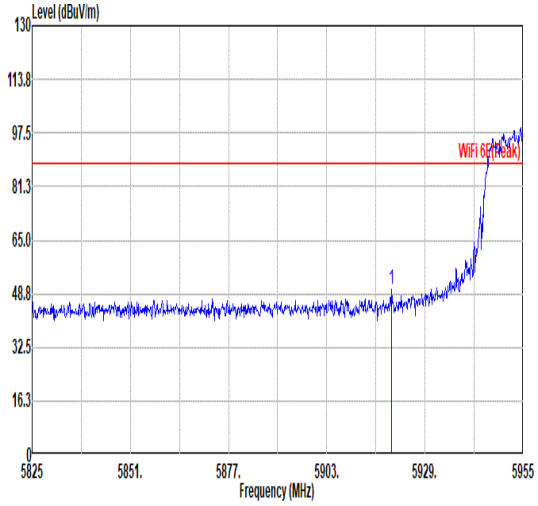 Freq Level Limit Line Over Limit Read Level Ant Factor Cable Loss Preamp Factor Aux Factor APos TPos Remark MHz dBuV/m dBuV/m dB dBuV dB/m dB dB dB cm deg 1 5920.16 49.79 88.20 -38.41 42.48 35.13 11.40 39.22 0.00 291 68 PEAK	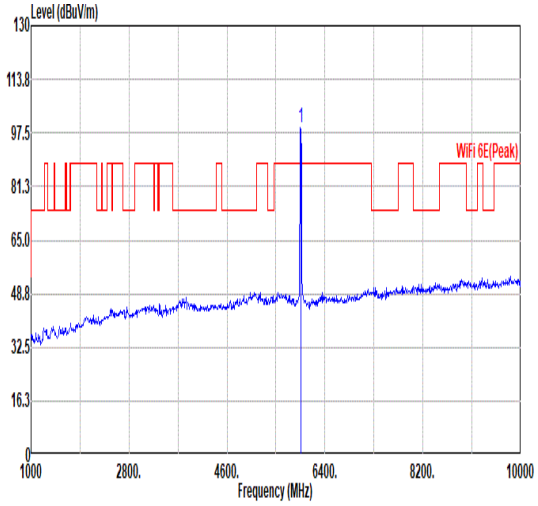 Freq Level Limit Line Over Limit Read Level Ant Factor Cable Loss Preamp Factor Aux Factor APos TPos Remark MHz dBuV/m dBuV/m dB dBuV dB/m dB dB dB cm deg 1 5955.00 98.96 ------ ------ 91.54 35.16 11.43 39.17 0.00 291 68 PEAK
Avg	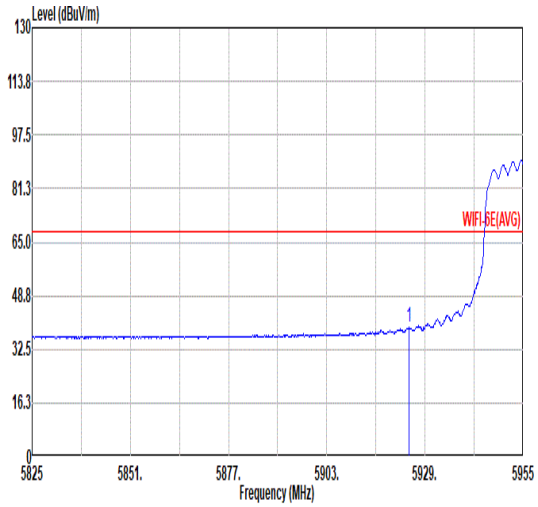 Freq Level Limit Line Over Limit Read Level Ant Factor Cable Loss Preamp Factor Aux Factor APos TPos Remark MHz dBuV/m dBuV/m dB dBuV dB/m dB dB dB cm deg 1 5924.84 39.13 68.20 -29.07 31.82 35.13 11.40 39.22 0.00 291 68 AVERAGE	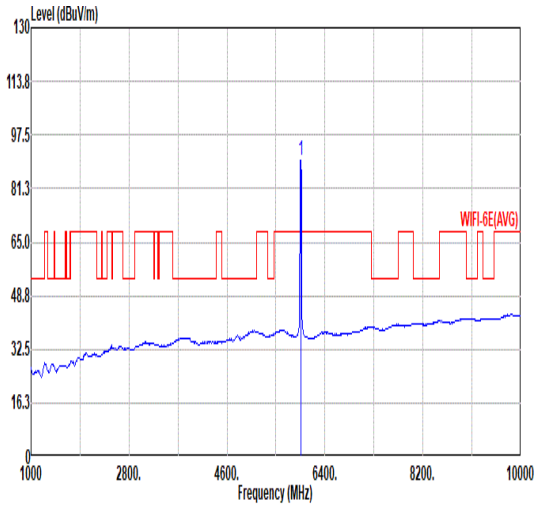 Freq Level Limit Line Over Limit Read Level Ant Factor Cable Loss Preamp Factor Aux Factor APos TPos Remark MHz dBuV/m dBuV/m dB dBuV dB/m dB dB dB cm deg 1 5955.00 89.67 ------ ------ 82.25 35.16 11.43 39.17 0.00 291 68 AVERAGE

Mode	1	
	Harmonic	
	U-NII-5_5.925-6.425_802.11ax HE20_CH1_Full_5955MHz	
ANT	CDD 6+7	
Pol.	Horizontal	Vertical
Peak Avg	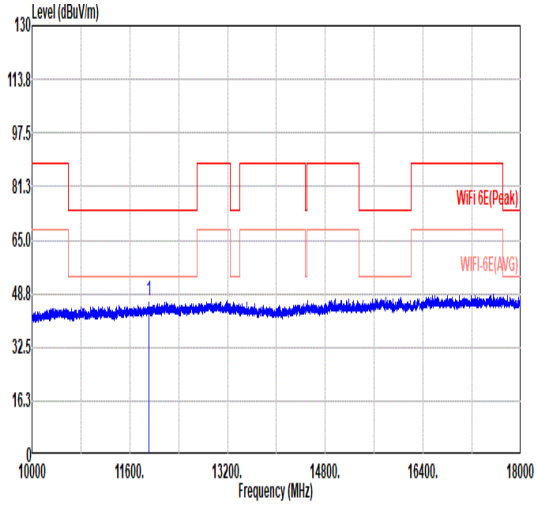 Freq Level Limit Line Over Limit Read Level Ant Factor Cable Loss Preamp Factor Aux Factor APos TPos Remark MHz dBuV/m dBuV/m dB dBuV dB/m dB dB dB cm deg 1 11910.00 46.37 74.00 -27.63 57.48 38.60 16.62 66.33 0.00 --- --- PEAK	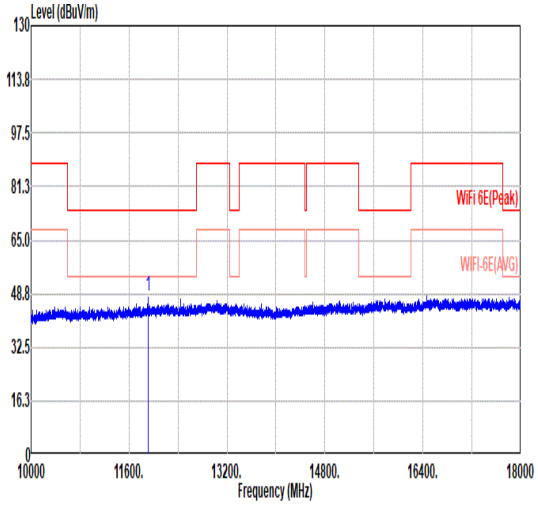 Freq Level Limit Line Over Limit Read Level Ant Factor Cable Loss Preamp Factor Aux Factor APos TPos Remark MHz dBuV/m dBuV/m dB dBuV dB/m dB dB dB cm deg 1 11910.00 47.83 74.00 -26.17 58.94 38.60 16.62 66.33 0.00 --- --- PEAK

Mode	2	
	Band Edge	
	U-NII-5_5.925-6.425_802.11ax HE20_CH1_RU26/0_5955MHz	
ANT	CDD 6+7	
Pol.	Horizontal	Fundamental
Peak	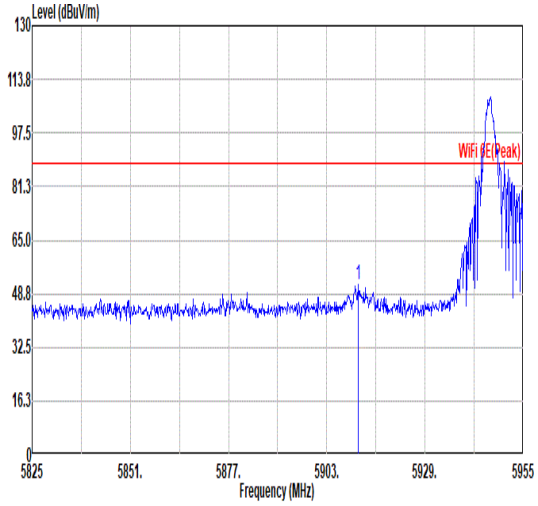 Freq Level Limit Line Over Limit Read Level Ant Factor Cable Loss Preamp Factor Aux Factor APos TPos Remark MHz dBuV/m dBuV/m dB dBuV dB/m dB dB dB cm deg 1 5911.32 51.62 88.20 -36.58 44.35 35.12 11.39 39.24 0.00 104 319 PEAK	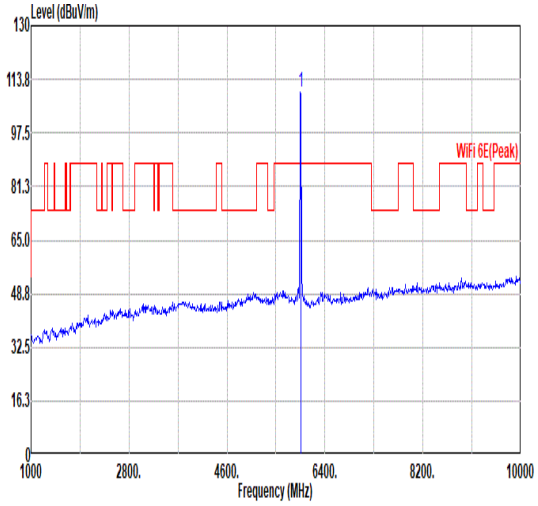 Freq Level Limit Line Over Limit Read Level Ant Factor Cable Loss Preamp Factor Aux Factor APos TPos Remark MHz dBuV/m dBuV/m dB dBuV dB/m dB dB dB cm deg 1 5955.00 109.64 ------ ------ 102.22 35.16 11.43 39.17 0.00 104 319 PEAK
Avg	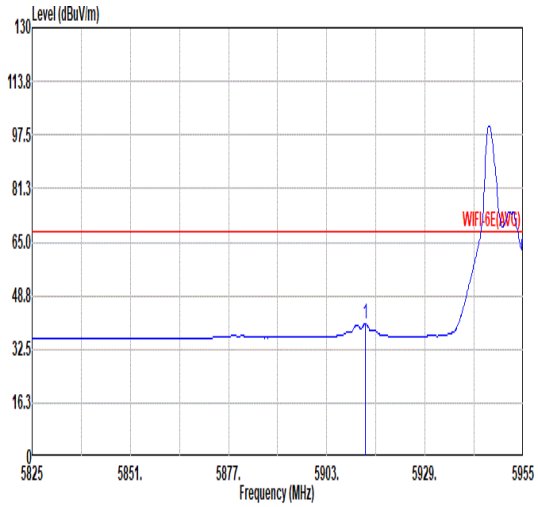 Freq Level Limit Line Over Limit Read Level Ant Factor Cable Loss Preamp Factor Aux Factor APos TPos Remark MHz dBuV/m dBuV/m dB dBuV dB/m dB dB dB cm deg 1 5913.27 40.23 68.20 -27.97 32.95 35.12 11.39 39.23 0.00 104 319 AVERAGE	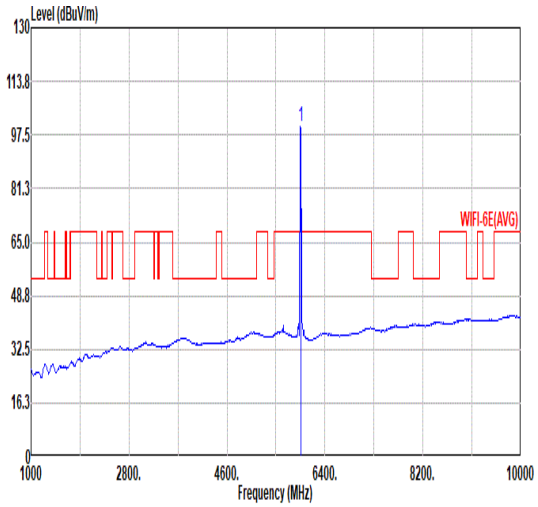 Freq Level Limit Line Over Limit Read Level Ant Factor Cable Loss Preamp Factor Aux Factor APos TPos Remark MHz dBuV/m dBuV/m dB dBuV dB/m dB dB dB cm deg 1 5955.00 100.06 ------ ------ 92.64 35.16 11.43 39.17 0.00 104 319 AVERAGE

Mode	2	
	Band Edge	
	U-NII-5_5.925-6.425_802.11ax HE20_CH1_RU26/0_5955MHz	
ANT	CDD 6+7	
Pol.	Vertical	Fundamental
Peak	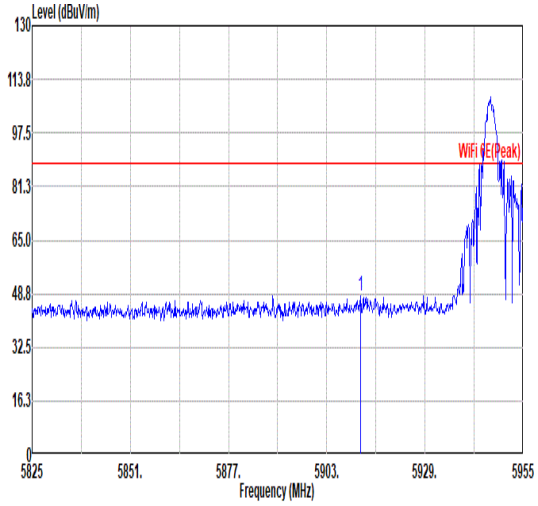 Freq Level Limit Line Over Limit Read Level Ant Factor Cable Loss Preamp Factor Aux Factor APos TPos Remark MHz dBuV/m dBuV/m dB dBuV dB/m dB dB dB cm deg 1 5911.97 48.08 88.20 -40.12 40.81 35.12 11.39 39.24 0.00 326 76 PEAK	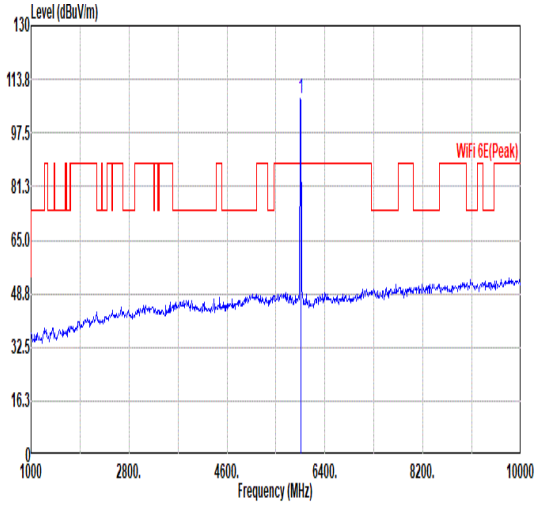 Freq Level Limit Line Over Limit Read Level Ant Factor Cable Loss Preamp Factor Aux Factor APos TPos Remark MHz dBuV/m dBuV/m dB dBuV dB/m dB dB dB cm deg 1 5955.00 107.70 ------ ------ 100.28 35.16 11.43 39.17 0.00 326 76 PEAK
Avg	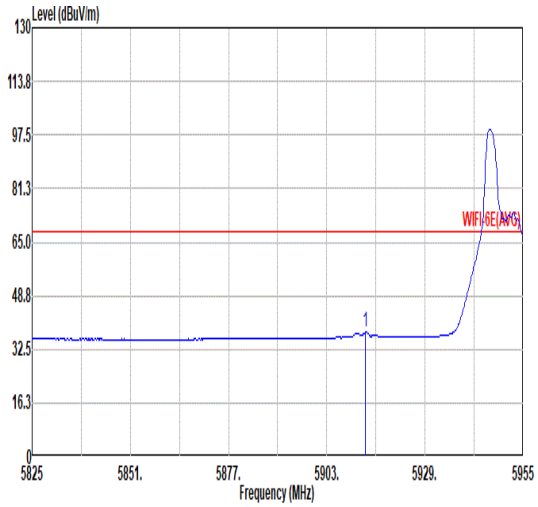 Freq Level Limit Line Over Limit Read Level Ant Factor Cable Loss Preamp Factor Aux Factor APos TPos Remark MHz dBuV/m dBuV/m dB dBuV dB/m dB dB dB cm deg 1 5913.27 37.68 68.20 -30.52 30.40 35.12 11.39 39.23 0.00 326 76 AVERAGE	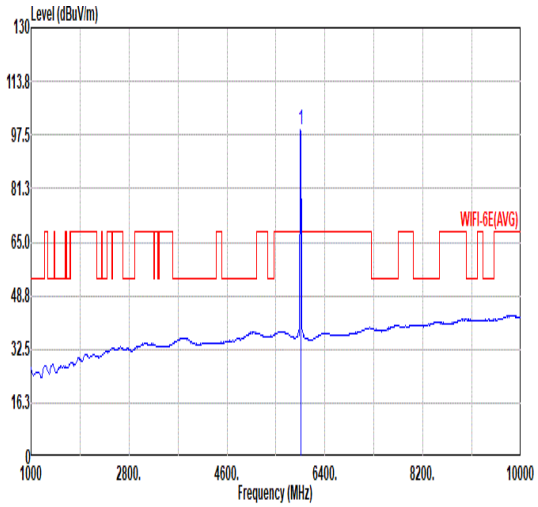 Freq Level Limit Line Over Limit Read Level Ant Factor Cable Loss Preamp Factor Aux Factor APos TPos Remark MHz dBuV/m dBuV/m dB dBuV dB/m dB dB dB cm deg 1 5955.00 99.22 ------ ------ 91.80 35.16 11.43 39.17 0.00 326 76 AVERAGE

Mode	3	
	Band Edge	
	U-NII-5_5.925-6.425_802.11ax HE20_CH1_RU52/37_5955MHz	
ANT	CDD 6+7	
Pol.	Horizontal	Fundamental
Peak	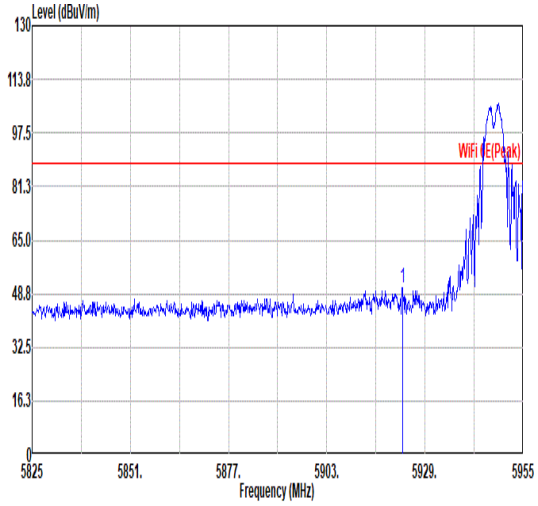 Freq Level Limit Line Over Limit Read Level Ant Factor Cable Loss Preamp Factor Aux Factor APos TPos Remark MHz dBuV/m dBuV/m dB dBuV dB/m dB dB dB cm deg 1 5923.02 50.49 88.20 -37.71 43.18 35.13 11.40 39.22 0.00 100 317 PEAK	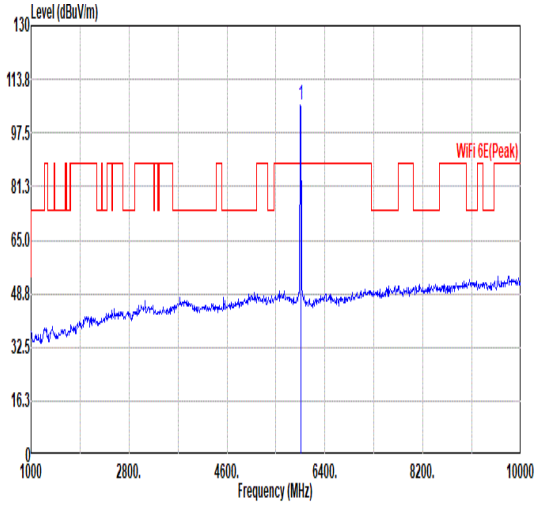 Freq Level Limit Line Over Limit Read Level Ant Factor Cable Loss Preamp Factor Aux Factor APos TPos Remark MHz dBuV/m dBuV/m dB dBuV dB/m dB dB dB cm deg 1 5955.00 105.94 ------ ------ 98.52 35.16 11.43 39.17 0.00 100 317 PEAK
Avg	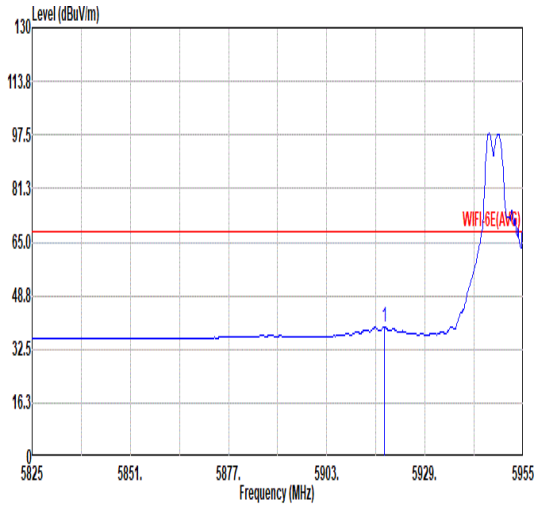 Freq Level Limit Line Over Limit Read Level Ant Factor Cable Loss Preamp Factor Aux Factor APos TPos Remark MHz dBuV/m dBuV/m dB dBuV dB/m dB dB dB cm deg 1 5918.21 39.20 68.20 -29.00 31.90 35.13 11.40 39.23 0.00 100 317 AVERAGE	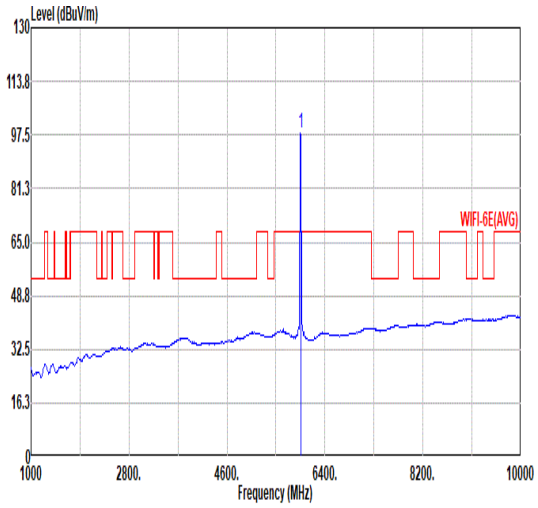 Freq Level Limit Line Over Limit Read Level Ant Factor Cable Loss Preamp Factor Aux Factor APos TPos Remark MHz dBuV/m dBuV/m dB dBuV dB/m dB dB dB cm deg 1 5955.00 97.92 ------ ------ 90.50 35.16 11.43 39.17 0.00 100 317 AVERAGE

Mode	3	
	Band Edge	
	U-NII-5_5.925-6.425_802.11ax HE20_CH1_RU52/37_5955MHz	
ANT	CDD 6+7	
Pol.	Vertical	Fundamental
Peak	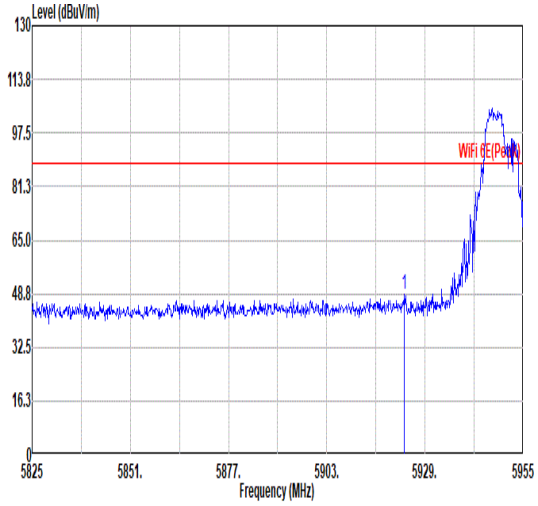 Freq Level Limit Line Over Limit Read Level Ant Factor Cable Loss Preamp Factor Aux Factor APos TPos Remark MHz dBuV/m dBuV/m dB dBuV dB/m dB dB dB cm deg 1 5923.54 48.46 88.20 -39.74 41.15 35.13 11.40 39.22 0.00 322 76 PEAK	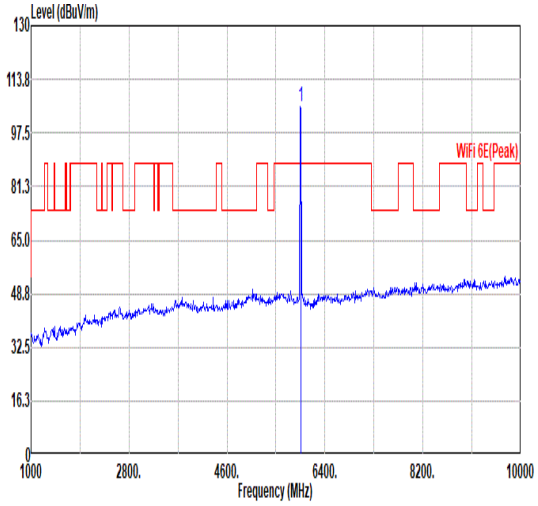 Freq Level Limit Line Over Limit Read Level Ant Factor Cable Loss Preamp Factor Aux Factor APos TPos Remark MHz dBuV/m dBuV/m dB dBuV dB/m dB dB dB cm deg 1 5955.00 105.56 ------ ------ 98.14 35.16 11.43 39.17 0.00 322 76 PEAK
Avg	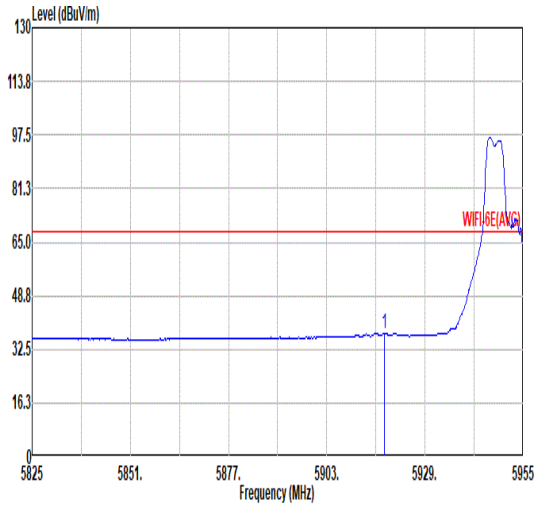 Freq Level Limit Line Over Limit Read Level Ant Factor Cable Loss Preamp Factor Aux Factor APos TPos Remark MHz dBuV/m dBuV/m dB dBuV dB/m dB dB dB cm deg 1 5918.34 37.35 68.20 -30.85 30.05 35.13 11.40 39.23 0.00 322 76 AVERAGE	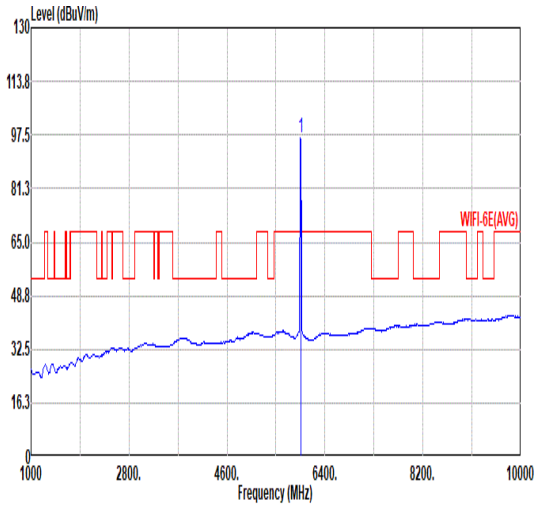 Freq Level Limit Line Over Limit Read Level Ant Factor Cable Loss Preamp Factor Aux Factor APos TPos Remark MHz dBuV/m dBuV/m dB dBuV dB/m dB dB dB cm deg 1 5955.00 96.59 ------ ------ 89.17 35.16 11.43 39.17 0.00 322 76 AVERAGE

Mode	4	
	Band Edge	
	U-NII-5_5.925-6.425_802.11ax HE20_CH1_RU106/53_5955MHz	
ANT	CDD 6+7	
Pol.	Horizontal	Fundamental
Peak	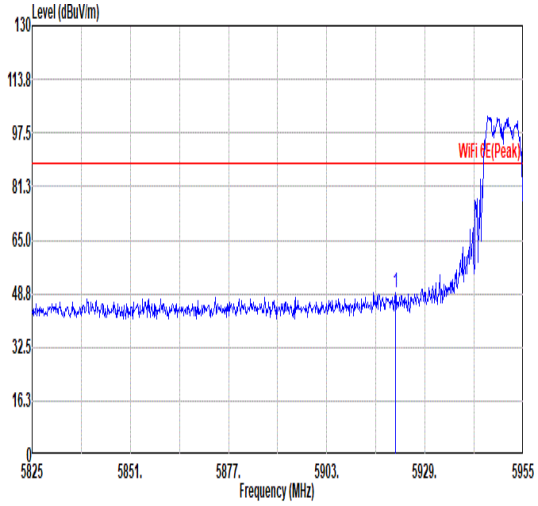 Freq Level Limit Line Over Limit Read Level Ant Factor Cable Loss Preamp Factor Aux Factor APos TPos Remark MHz dBuV/m dBuV/m dB dBuV dB/m dB dB dB cm deg 1 5921.20 49.08 88.20 -39.12 41.77 35.13 11.40 39.22 0.00 100 318 PEAK	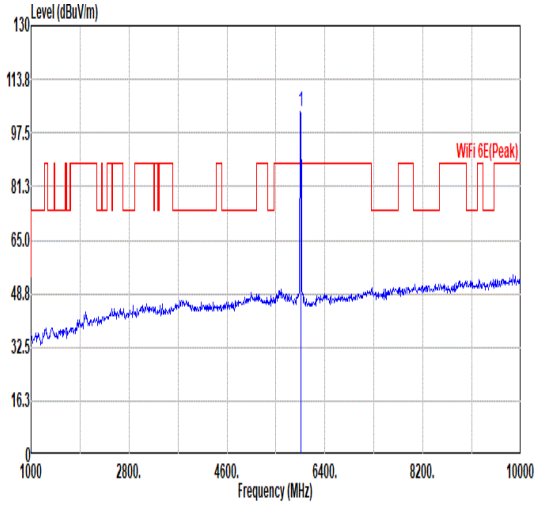 Freq Level Limit Line Over Limit Read Level Ant Factor Cable Loss Preamp Factor Aux Factor APos TPos Remark MHz dBuV/m dBuV/m dB dBuV dB/m dB dB dB cm deg 1 5955.00 103.97 ------ ------ 96.55 35.16 11.43 39.17 0.00 100 318 PEAK
Avg	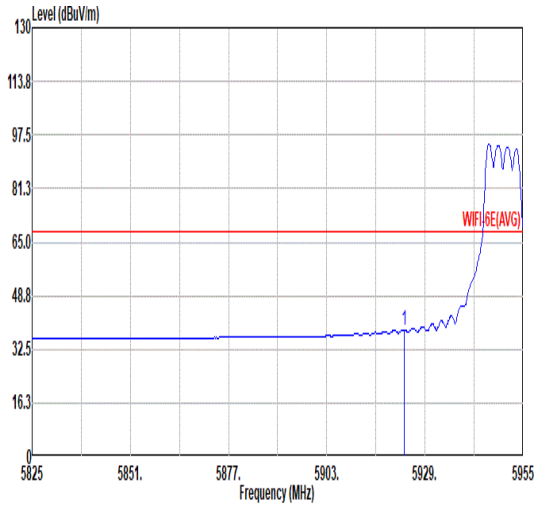 Freq Level Limit Line Over Limit Read Level Ant Factor Cable Loss Preamp Factor Aux Factor APos TPos Remark MHz dBuV/m dBuV/m dB dBuV dB/m dB dB dB cm deg 1 5923.41 38.48 68.20 -29.72 31.17 35.13 11.40 39.22 0.00 100 318 AVERAGE	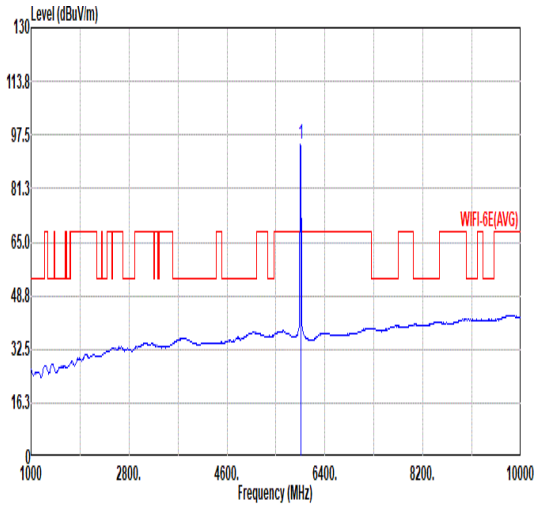 Freq Level Limit Line Over Limit Read Level Ant Factor Cable Loss Preamp Factor Aux Factor APos TPos Remark MHz dBuV/m dBuV/m dB dBuV dB/m dB dB dB cm deg 1 5955.00 94.71 ------ ------ 87.29 35.16 11.43 39.17 0.00 100 318 AVERAGE

Mode	4	
	Band Edge	
	U-NII-5_5.925-6.425_802.11ax HE20_CH1_RU106/53_5955MHz	
ANT	CDD 6+7	
Pol.	Vertical	Fundamental
Peak	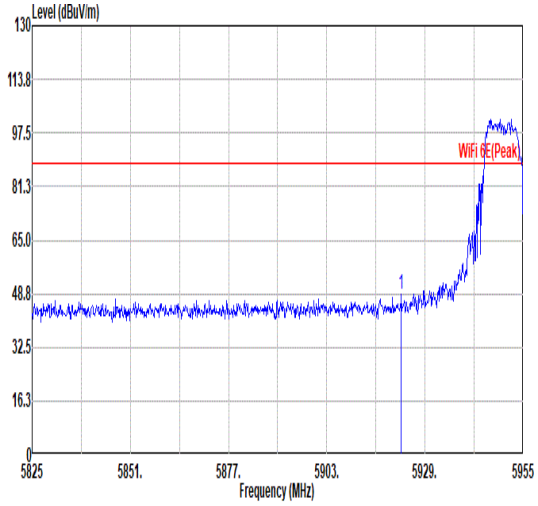 Freq Level Limit Line Over Limit Read Level Ant Factor Cable Loss Preamp Factor Aux Factor APos TPos Remark MHz dBuV/m dBuV/m dB dBuV dB/m dB dB dB cm deg 1 5922.76 48.46 88.20 -39.74 41.15 35.13 11.40 39.22 0.00 320 77 PEAK	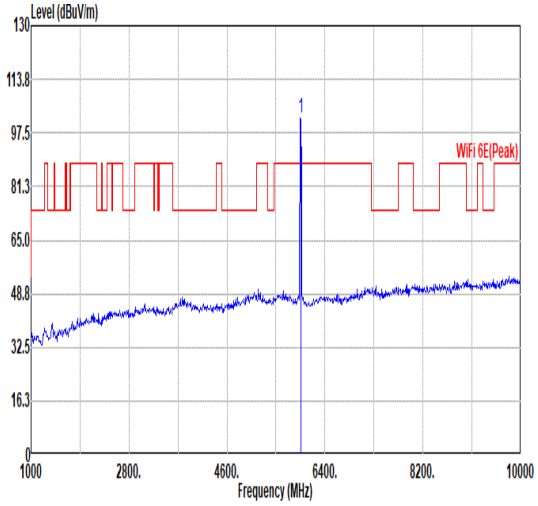 Freq Level Limit Line Over Limit Read Level Ant Factor Cable Loss Preamp Factor Aux Factor APos TPos Remark MHz dBuV/m dBuV/m dB dBuV dB/m dB dB dB cm deg 1 5955.00 102.19 ------ ------ 94.77 35.16 11.43 39.17 0.00 320 77 PEAK
Avg	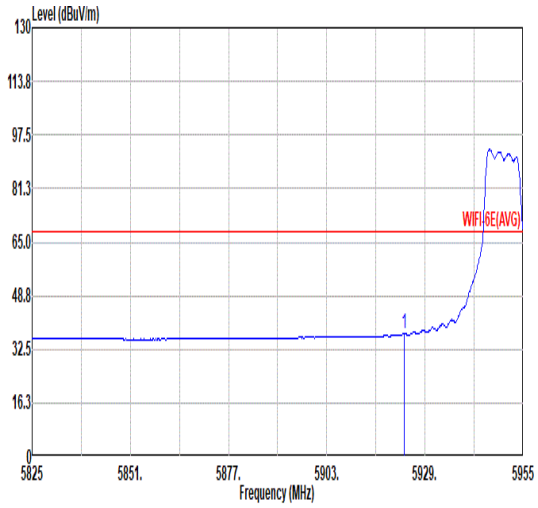 Freq Level Limit Line Over Limit Read Level Ant Factor Cable Loss Preamp Factor Aux Factor APos TPos Remark MHz dBuV/m dBuV/m dB dBuV dB/m dB dB dB cm deg 1 5923.54 37.22 68.20 -30.98 29.91 35.13 11.40 39.22 0.00 320 77 AVERAGE	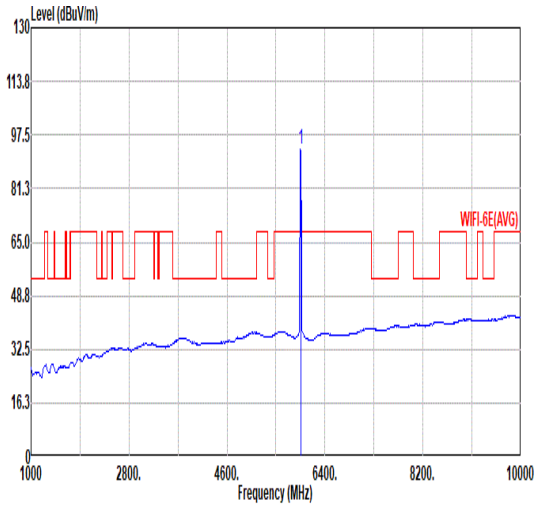 Freq Level Limit Line Over Limit Read Level Ant Factor Cable Loss Preamp Factor Aux Factor APos TPos Remark MHz dBuV/m dBuV/m dB dBuV dB/m dB dB dB cm deg 1 5955.00 93.03 ------ ------ 85.61 35.16 11.43 39.17 0.00 320 77 AVERAGE

Mode	5	
	Harmonic	
	U-NII-5_5.925-6.425_802.11ax HE20_CH45_Full_6175MHz	
ANT	CDD 6+7	
Pol.	Horizontal	Vertical
Peak Avg	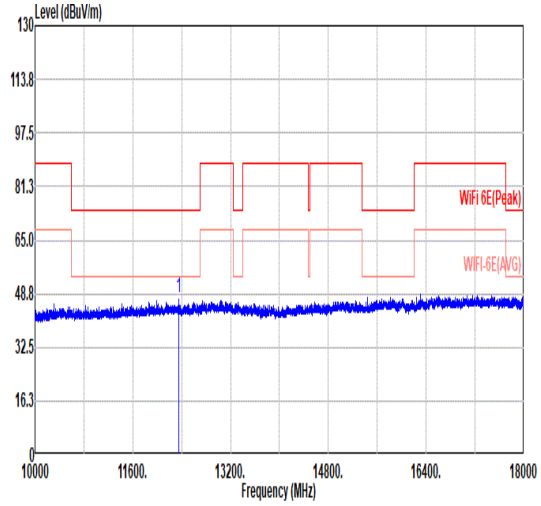 Freq Level Limit Line Over Limit Read Level Ant Factor Cable Loss Preamp Factor Aux Factor APos TPos Remark MHz dBuV/m dBuV/m dB dBuV dB/m dB dB dB cm deg 1 12350.00 47.39 74.00 -26.61 57.67 38.80 16.91 65.99 0.00 --- --- PEAK	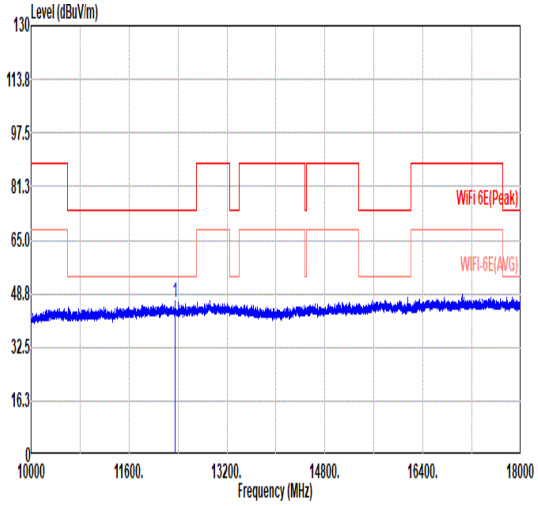 Freq Level Limit Line Over Limit Read Level Ant Factor Cable Loss Preamp Factor Aux Factor APos TPos Remark MHz dBuV/m dBuV/m dB dBuV dB/m dB dB dB cm deg 1 12350.00 46.27 74.00 -27.73 56.55 38.80 16.91 65.99 0.00 --- --- PEAK

Mode	6	
	Harmonic	
	U-NII-5_5.925-6.425_802.11ax HE20_CH93_Full_6415MHz	
ANT	CDD 6+7	
Pol.	Horizontal	Vertical
Peak Avg	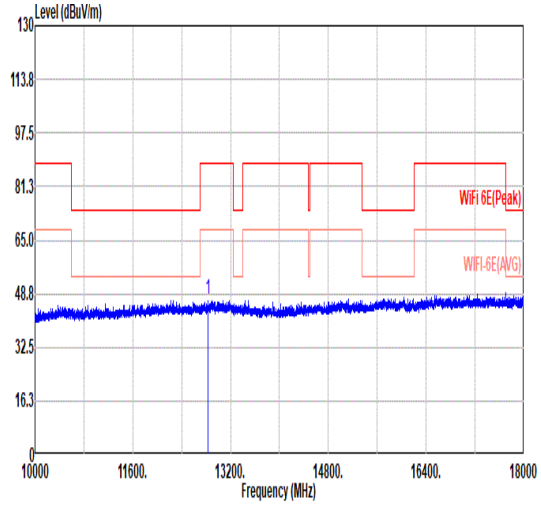 Freq Level Limit Line Over Limit Read Level Ant Factor Cable Loss Preamp Factor Aux Factor APos TPos Remark MHz dBuV/m dBuV/m dB dBuV dB/m dB dB dB cm deg 1 12830.00 47.03 88.20 -41.17 56.21 39.13 17.22 65.53 0.00 --- --- PEAK	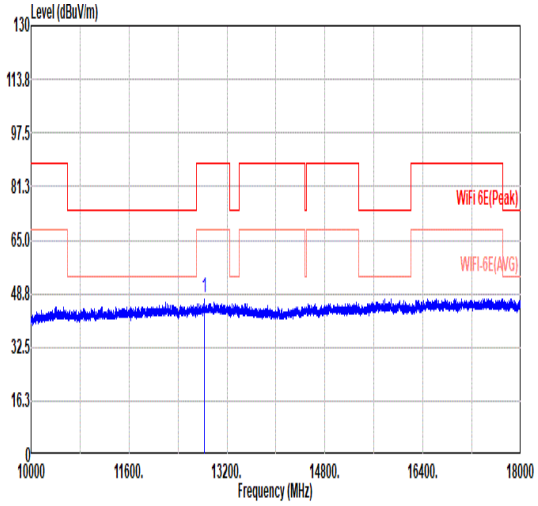 Freq Level Limit Line Over Limit Read Level Ant Factor Cable Loss Preamp Factor Aux Factor APos TPos Remark MHz dBuV/m dBuV/m dB dBuV dB/m dB dB dB cm deg 1 12830.00 47.51 88.20 -40.69 56.69 39.13 17.22 65.53 0.00 --- --- PEAK

Mode	7	
	Band Edge	
	U-NII-5_5.925-6.425_802.11ax HE40_CH3_Full_5965MHz	
ANT	CDD 6+7	
Pol.	Horizontal	Fundamental
Peak	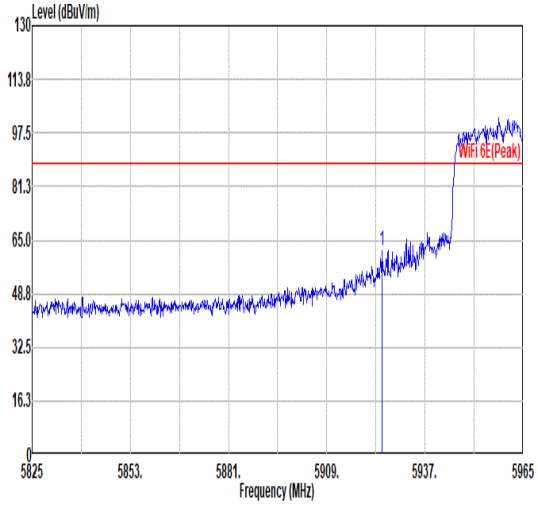 Freq Level Limit Line Over Limit Read Level Ant Factor Cable Loss Preamp Factor Aux Factor APos TPos Remark MHz dBuV/m dBuV/m dB dBuV dB/m dB dB dB cm deg 1 5924.68 61.79 88.20 -26.41 54.48 35.13 11.40 39.22 0.00 100 98 PEAK	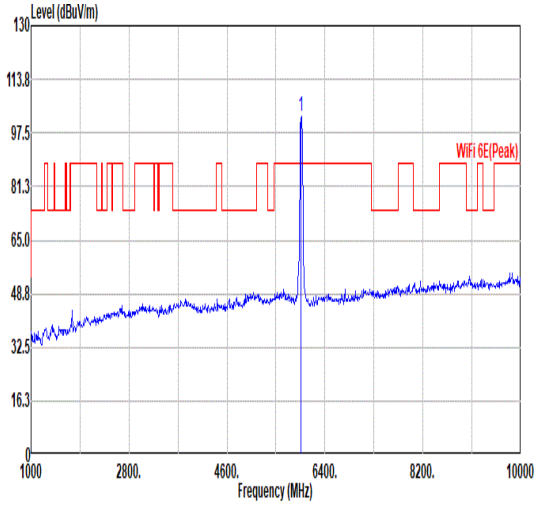 Freq Level Limit Line Over Limit Read Level Ant Factor Cable Loss Preamp Factor Aux Factor APos TPos Remark MHz dBuV/m dBuV/m dB dBuV dB/m dB dB dB cm deg 1 5965.00 102.38 ------ ------ 94.90 35.18 11.44 39.14 0.00 100 98 PEAK
Avg	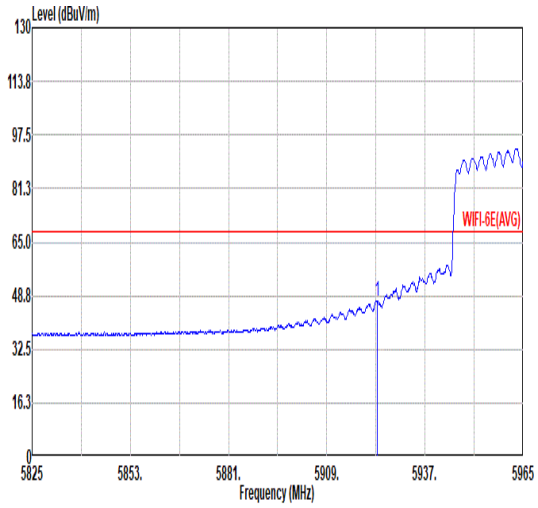 Freq Level Limit Line Over Limit Read Level Ant Factor Cable Loss Preamp Factor Aux Factor APos TPos Remark MHz dBuV/m dBuV/m dB dBuV dB/m dB dB dB cm deg 1 5923.42 47.10 68.20 -21.10 39.79 35.13 11.40 39.22 0.00 100 98 AVERAGE	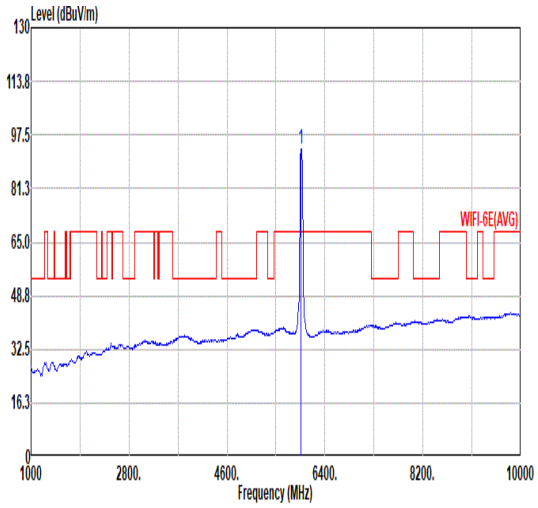 Freq Level Limit Line Over Limit Read Level Ant Factor Cable Loss Preamp Factor Aux Factor APos TPos Remark MHz dBuV/m dBuV/m dB dBuV dB/m dB dB dB cm deg 1 5965.00 93.06 ------ ------ 85.58 35.18 11.44 39.14 0.00 100 98 AVERAGE

Mode	7	
	Band Edge	
	U-NII-5_5.925-6.425_802.11ax HE40_CH3_Full_5965MHz	
ANT	CDD 6+7	
Pol.	Vertical	Fundamental
Peak	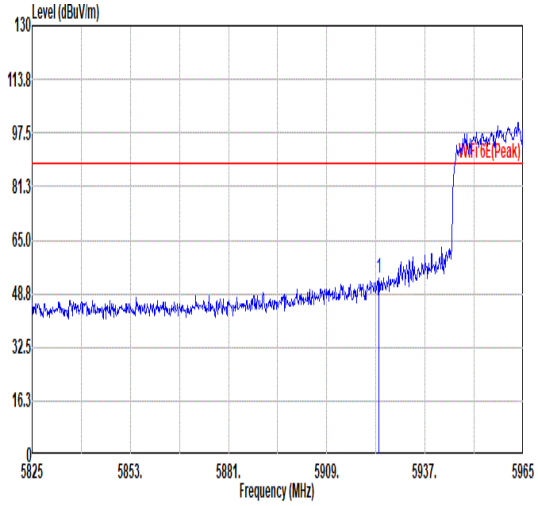 Limit Over Read Ant Cable Preamp Aux APos TPos Freq Level Line Limit Level Factor Loss Factor Factor Remark MHz dBuV/m dBuV/m dB dBuV dB/m dB dB dB cm deg 1 5923.84 53.23 88.20 -34.97 45.92 35.13 11.40 39.22 0.00 302 65 PEAK	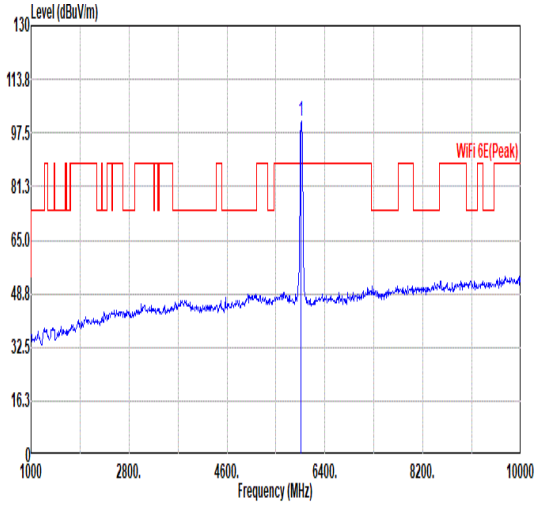 Limit Over Read Ant Cable Preamp Aux APos TPos Freq Level Line Limit Level Factor Loss Factor Factor Remark MHz dBuV/m dBuV/m dB dBuV dB/m dB dB dB cm deg 1 5965.00 101.28 ------ ------ 93.80 35.18 11.44 39.14 0.00 302 65 PEAK
Avg	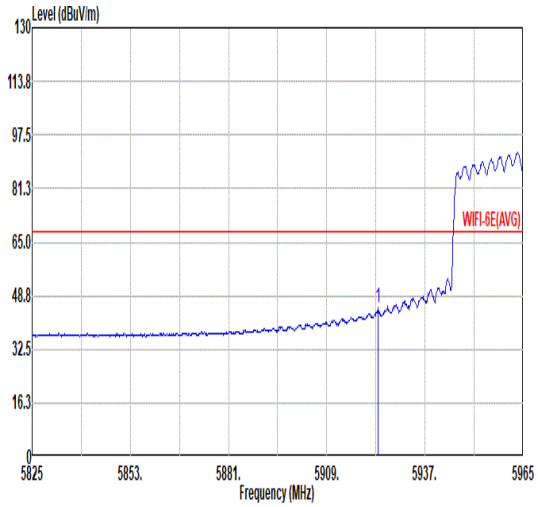 Limit Over Read Ant Cable Preamp Aux APos TPos Freq Level Line Limit Level Factor Loss Factor Factor Remark MHz dBuV/m dBuV/m dB dBuV dB/m dB dB dB cm deg 1 5923.56 45.13 68.20 -23.07 37.82 35.13 11.40 39.22 0.00 302 65 AVERAGE	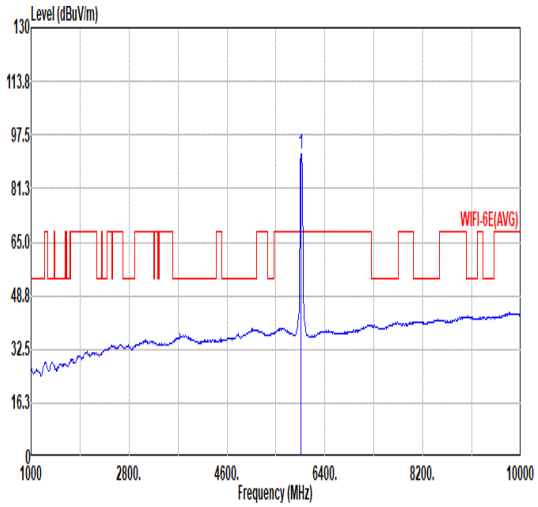 Limit Over Read Ant Cable Preamp Aux APos TPos Freq Level Line Limit Level Factor Loss Factor Factor Remark MHz dBuV/m dBuV/m dB dBuV dB/m dB dB dB cm deg 1 5965.00 91.94 ------ ------ 84.46 35.18 11.44 39.14 0.00 302 65 AVERAGE

Mode	7	
	Harmonic	
	U-NII-5_5.925-6.425_802.11ax HE40_CH3_Full_5965MHz	
ANT	CDD 6+7	
Pol.	Horizontal	Vertical
Peak Avg	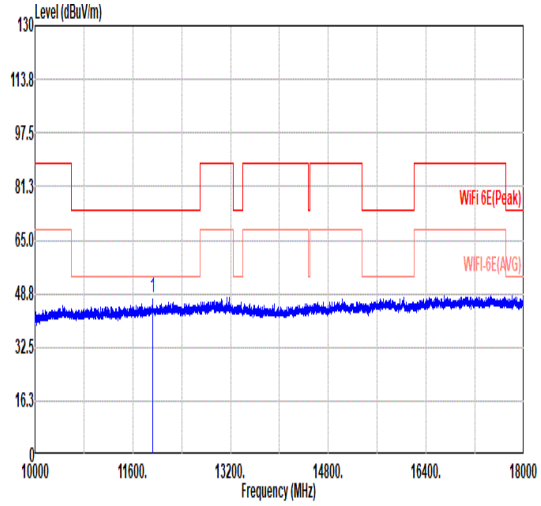 Freq Level Limit Line Over Limit Read Level Ant Factor Cable Loss Preamp Factor Aux Factor APos TPos Remark MHz dBuV/m dBuV/m dB dBuV dB/m dB dB dB cm deg 1 11930.00 47.36 74.00 -26.64 58.46 38.60 16.63 66.33 0.00 --- --- PEAK	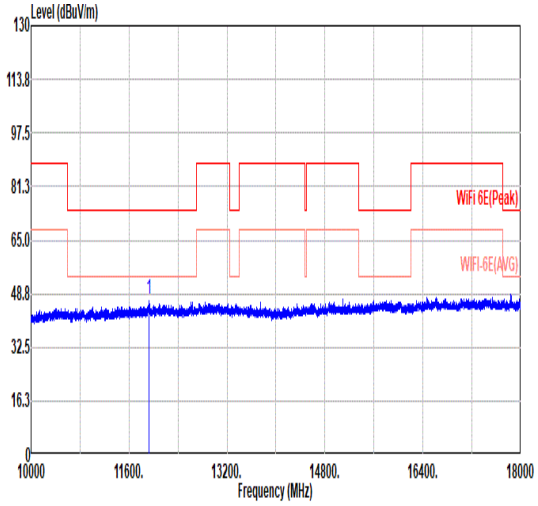 Freq Level Limit Line Over Limit Read Level Ant Factor Cable Loss Preamp Factor Aux Factor APos TPos Remark MHz dBuV/m dBuV/m dB dBuV dB/m dB dB dB cm deg 1 11930.00 46.92 74.00 -27.08 58.02 38.60 16.63 66.33 0.00 --- --- PEAK

Mode	8	
	Harmonic	
	U-NII-5_5.925-6.425_802.11ax HE40_CH43_Full_6165MHz	
ANT	CDD 6+7	
Pol.	Horizontal	Vertical
Peak Avg	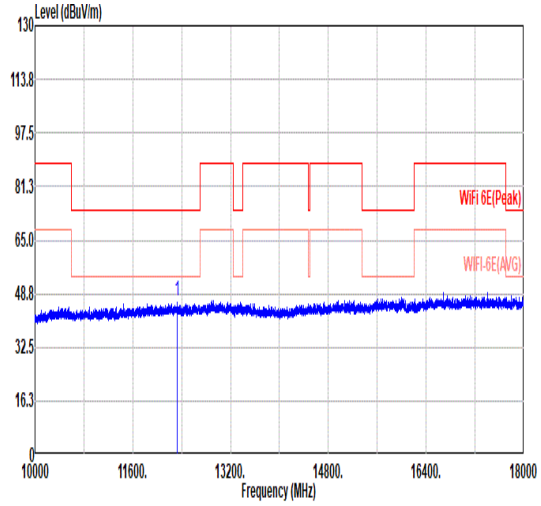 Freq Level Limit Line Over Limit Read Level Ant Factor Cable Loss Preamp Factor Aux Factor APos TPos Remark MHz dBuV/m dBuV/m dB dBuV dB/m dB dB dB cm deg 1 12330.00 46.82 74.00 -27.18 57.13 38.80 16.90 66.01 0.00 --- --- PEAK	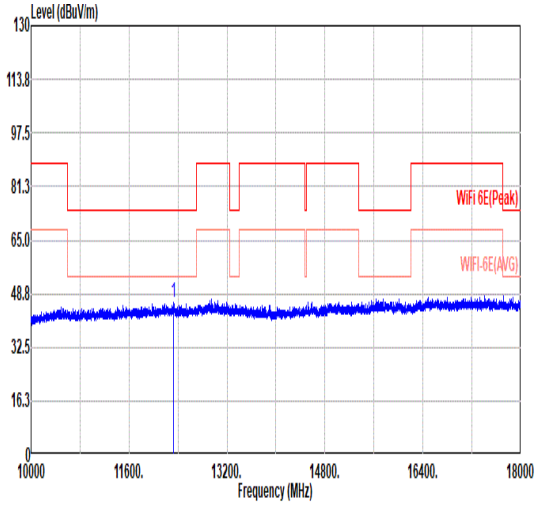 Freq Level Limit Line Over Limit Read Level Ant Factor Cable Loss Preamp Factor Aux Factor APos TPos Remark MHz dBuV/m dBuV/m dB dBuV dB/m dB dB dB cm deg 1 12330.00 46.26 74.00 -27.74 56.57 38.80 16.90 66.01 0.00 --- --- PEAK

Mode	9	
	Harmonic	
	U-NII-5_5.925-6.425_802.11ax HE40_CH91_Full_6405MHz	
ANT	CDD 6+7	
Pol.	Horizontal	Vertical
Peak Avg	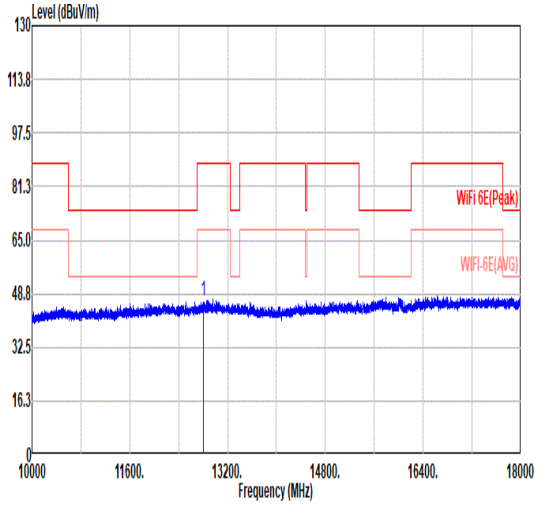 Freq Level Limit Line Over Limit Read Level Ant Factor Cable Loss Preamp Factor Aux Factor APos TPos Remark MHz dBuV/m dBuV/m dB dBuV dB/m dB dB dB cm deg 1 12810.00 46.54 88.20 -41.66 55.77 39.11 17.21 65.55 0.00 --- --- PEAK	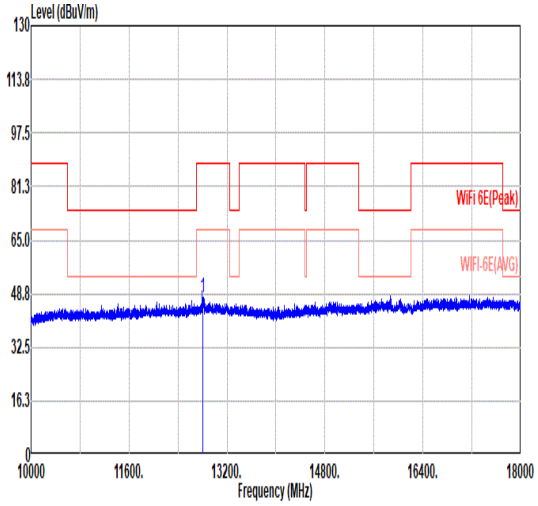 Freq Level Limit Line Over Limit Read Level Ant Factor Cable Loss Preamp Factor Aux Factor APos TPos Remark MHz dBuV/m dBuV/m dB dBuV dB/m dB dB dB cm deg 1 12810.00 47.51 88.20 -40.69 56.74 39.11 17.21 65.55 0.00 --- --- PEAK

Mode	10	
	Band Edge	
	U-NII-5_5.925-6.425_802.11ax HE80_CH7_Full_5985MHz	
ANT	CDD 6+7	
Pol.	Horizontal	Fundamental
Peak	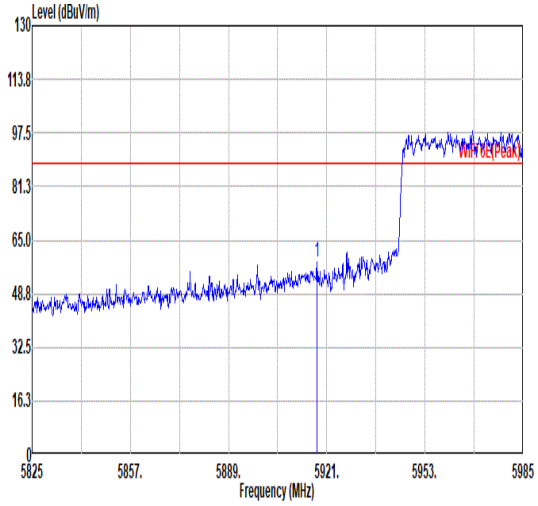 Freq Level Limit Line Over Limit Read Level Ant Factor Cable Loss Preamp Factor Aux Factor APos TPos Remark MHz dBuV/m dBuV/m dB dBuV dB/m dB dB dB cm deg 1 5917.80 58.37 88.20 -29.83 51.08 35.13 11.39 39.23 0.00 100 96 PEAK	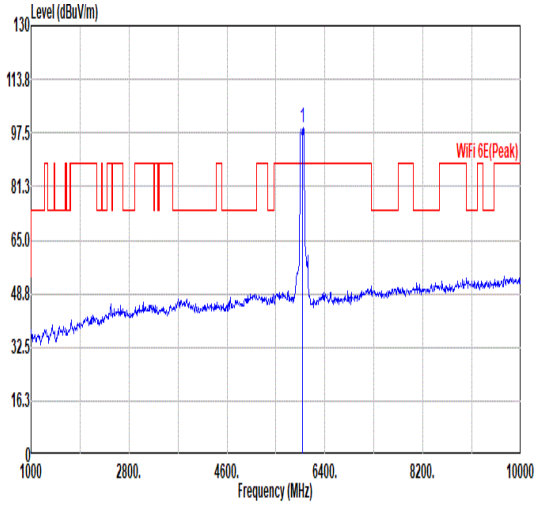 Freq Level Limit Line Over Limit Read Level Ant Factor Cable Loss Preamp Factor Aux Factor APos TPos Remark MHz dBuV/m dBuV/m dB dBuV dB/m dB dB dB cm deg 1 5985.00 99.03 ------ ------ 91.46 35.20 11.47 39.10 0.00 100 96 PEAK
Avg	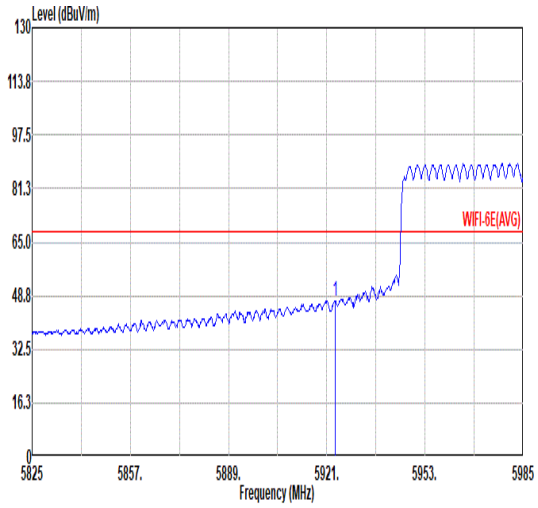 Freq Level Limit Line Over Limit Read Level Ant Factor Cable Loss Preamp Factor Aux Factor APos TPos Remark MHz dBuV/m dBuV/m dB dBuV dB/m dB dB dB cm deg 1 5923.72 47.25 68.20 -20.95 39.94 35.13 11.40 39.22 0.00 100 96 AVERAGE	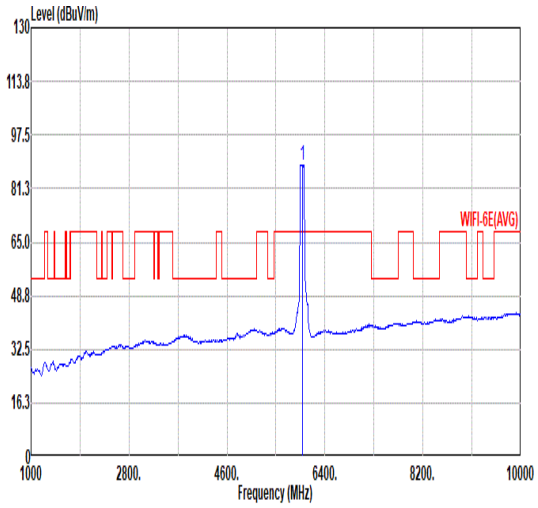 Freq Level Limit Line Over Limit Read Level Ant Factor Cable Loss Preamp Factor Aux Factor APos TPos Remark MHz dBuV/m dBuV/m dB dBuV dB/m dB dB dB cm deg 1 5985.00 88.48 ------ ------ 80.82 35.23 11.49 39.06 0.00 100 96 AVERAGE

Mode	10	
	Band Edge	
	U-NII-5_5.925-6.425_802.11ax HE80_CH7_Full_5985MHz	
ANT	CDD 6+7	
Pol.	Vertical	Fundamental
Peak	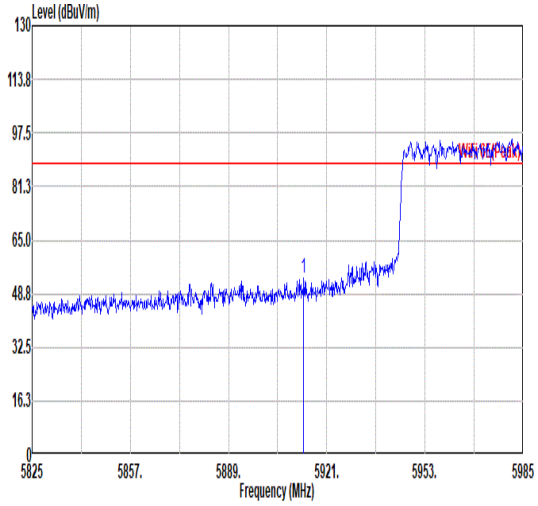 Limit Over Read Ant Cable Preamp Aux APos TPos Freq Level Line Limit Level Factor Loss Factor Factor Remark MHz dBuV/m dBuV/m dB dBuV dB/m dB dB dB cm deg 1 5913.48 53.53 88.20 -34.67 46.25 35.12 11.39 39.23 0.00 301 64 PEAK	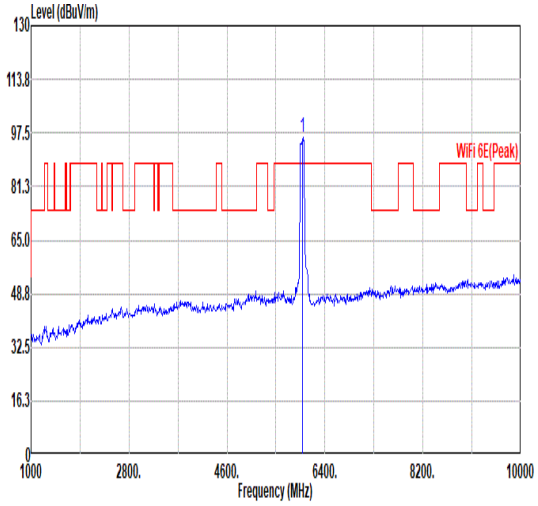 Limit Over Read Ant Cable Preamp Aux APos TPos Freq Level Line Limit Level Factor Loss Factor Factor Remark MHz dBuV/m dBuV/m dB dBuV dB/m dB dB dB cm deg 1 5985.00 96.14 ------ ------ 88.57 35.20 11.47 39.10 0.00 301 64 PEAK
Avg	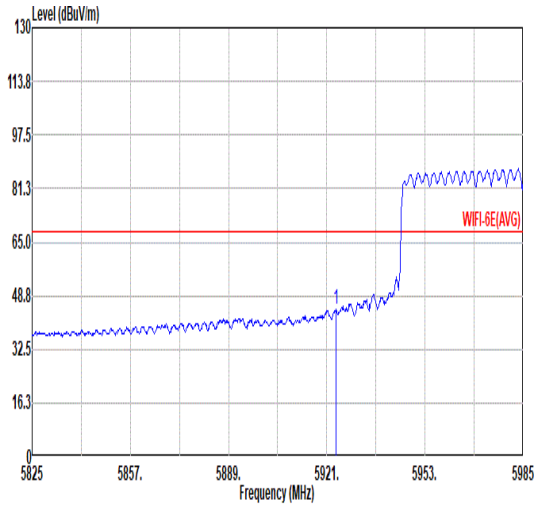 Limit Over Read Ant Cable Preamp Aux APos TPos Freq Level Line Limit Level Factor Loss Factor Factor Remark MHz dBuV/m dBuV/m dB dBuV dB/m dB dB dB cm deg 1 5924.04 44.70 68.20 -23.50 37.39 35.13 11.40 39.22 0.00 301 64 AVERAGE	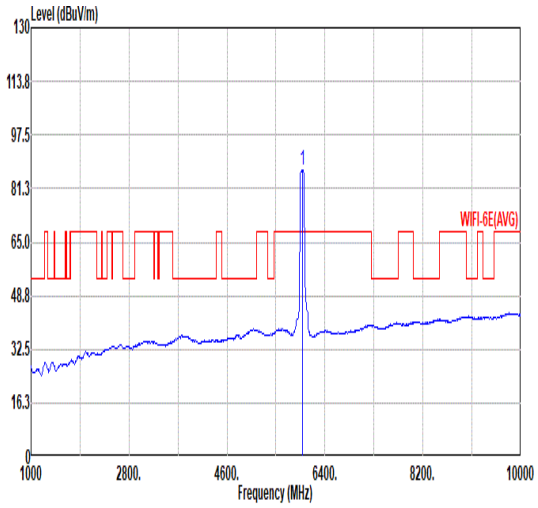 Limit Over Read Ant Cable Preamp Aux APos TPos Freq Level Line Limit Level Factor Loss Factor Factor Remark MHz dBuV/m dBuV/m dB dBuV dB/m dB dB dB cm deg 1 5985.00 86.93 ------ ------ 79.40 35.19 11.46 39.12 0.00 301 64 AVERAGE

Mode	10	
	Harmonic	
	U-NII-5_5.925-6.425_802.11ax HE80_CH7_Full_5985MHz	
ANT	CDD 6+7	
Pol.	Horizontal	Vertical
Peak Avg	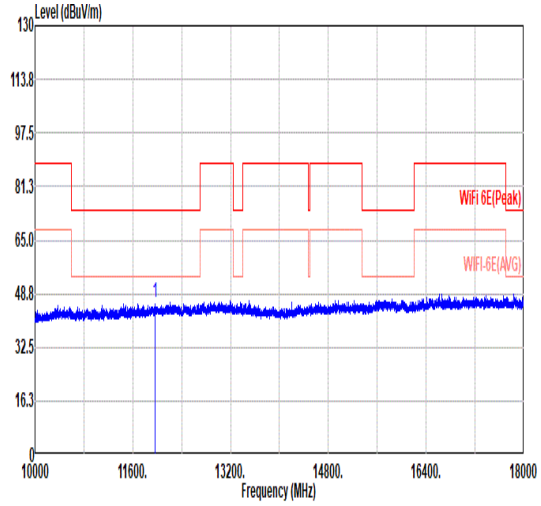 Freq Level Limit Line Over Limit Read Level Ant Factor Cable Loss Preamp Factor Aux Factor APos TPos Remark MHz dBuV/m dBuV/m dB dBuV dB/m dB dB dB cm deg 1 11970.00 46.13 74.00 -27.87 57.20 38.60 16.66 66.33 0.00 --- --- PEAK	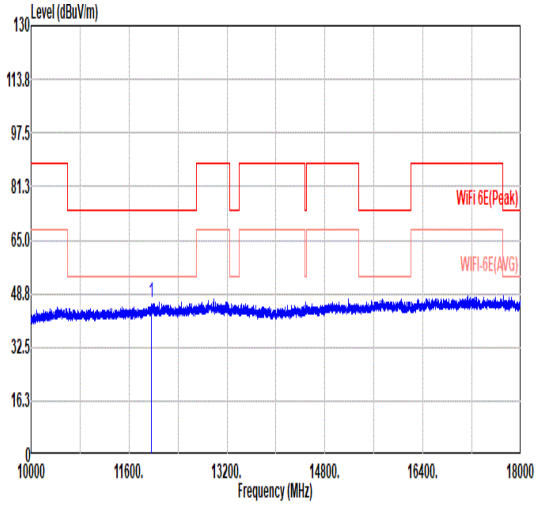 Freq Level Limit Line Over Limit Read Level Ant Factor Cable Loss Preamp Factor Aux Factor APos TPos Remark MHz dBuV/m dBuV/m dB dBuV dB/m dB dB dB cm deg 1 11970.00 46.22 74.00 -27.78 57.29 38.60 16.66 66.33 0.00 --- --- PEAK

Mode	11	
	Harmonic	
	U-NII-5_5.925-6.425_802.11ax HE80_CH39_Full_6145MHz	
ANT	CDD 6+7	
Pol.	Horizontal	Vertical
Peak Avg	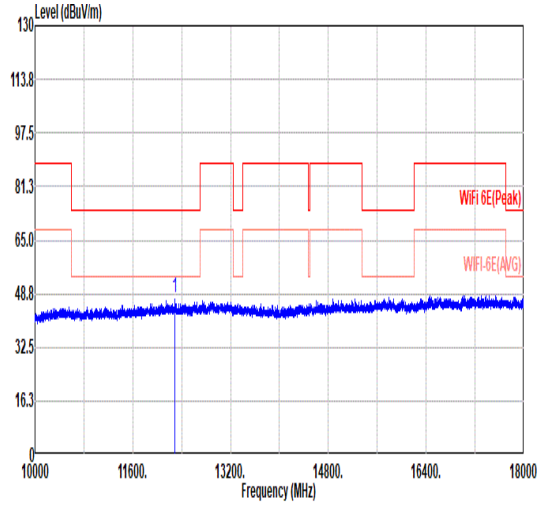 Freq Level Limit Line Over Limit Read Level Ant Factor Cable Loss Preamp Factor Aux Factor APos TPos Remark MHz dBuV/m dBuV/m dB dBuV dB/m dB dB dB cm deg 1 12290.00 47.34 74.00 -26.66 57.72 38.80 16.87 66.05 0.00 --- --- PEAK	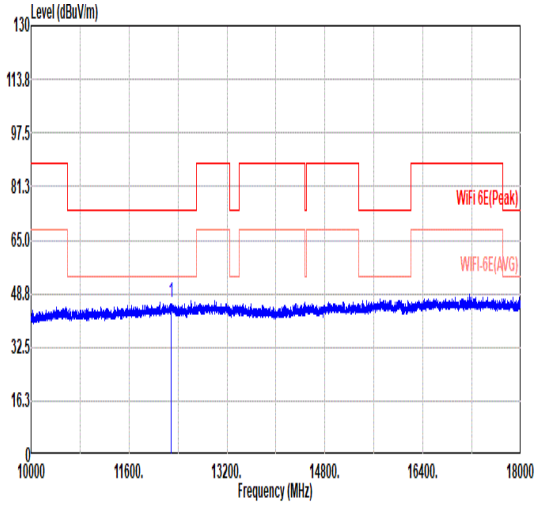 Freq Level Limit Line Over Limit Read Level Ant Factor Cable Loss Preamp Factor Aux Factor APos TPos Remark MHz dBuV/m dBuV/m dB dBuV dB/m dB dB dB cm deg 1 12290.00 46.18 74.00 -27.82 56.56 38.80 16.87 66.05 0.00 --- --- PEAK

Mode	12	
	Harmonic	
	U-NII-5_5.925-6.425_802.11ax HE80_CH87_Full_6385MHz	
ANT	CDD 6+7	
Pol.	Horizontal	Vertical
Peak Avg	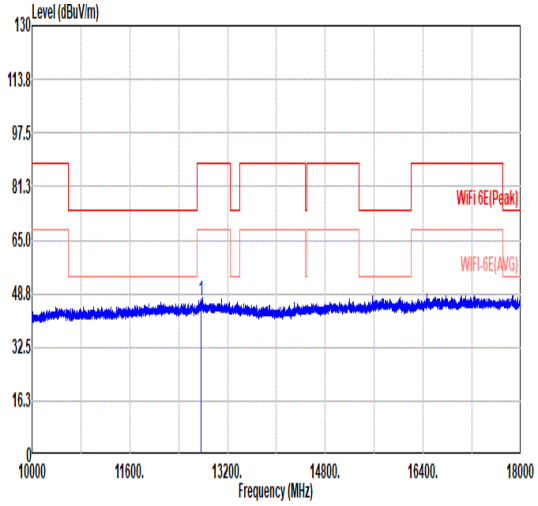 Freq Level Limit Line Over Limit Read Level Ant Factor Cable Loss Preamp Factor Aux Factor APos TPos Remark MHz dBuV/m dBuV/m dB dBuV dB/m dB dB dB cm deg 1 12770.00 46.56 88.20 -41.64 55.87 39.10 17.18 65.59 0.00 --- --- PEAK	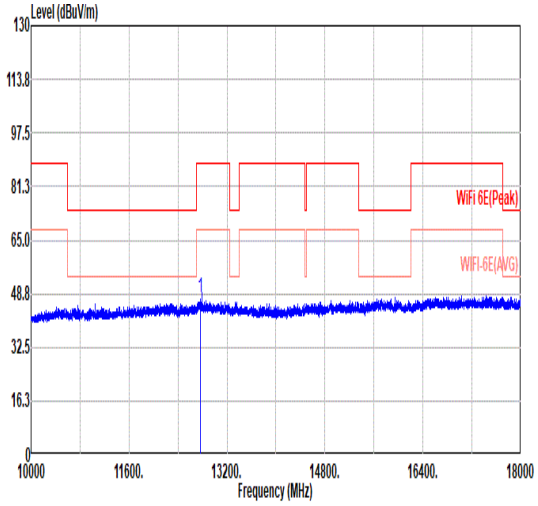 Freq Level Limit Line Over Limit Read Level Ant Factor Cable Loss Preamp Factor Aux Factor APos TPos Remark MHz dBuV/m dBuV/m dB dBuV dB/m dB dB dB cm deg 1 12770.00 47.46 88.20 -40.74 56.77 39.10 17.18 65.59 0.00 --- --- PEAK

Mode	13	
	Harmonic	
	U-NII-5_5.925-6.425_802.11ax HE20_CH97_Full_6435MHz	
ANT	CDD 6+7	
Pol.	Horizontal	Vertical
Peak Avg	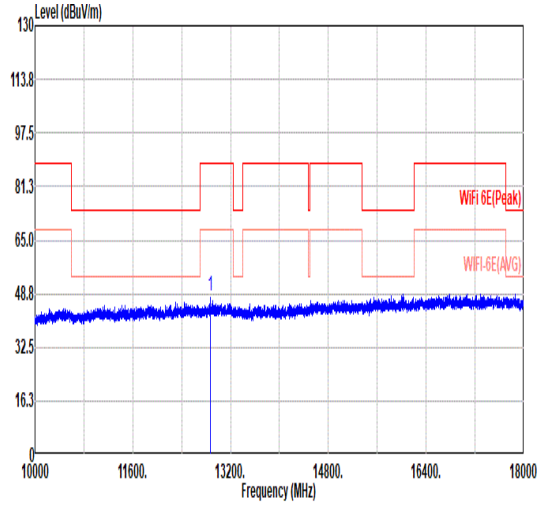 Freq Level Limit Line Over Limit Read Level Ant Factor Cable Loss Preamp Factor Aux Factor APos TPos Remark MHz dBuV/m dBuV/m dB dBuV dB/m dB dB dB cm deg 1 12870.00 48.31 88.20 -39.89 57.38 39.17 17.25 65.49 0.00 --- --- PEAK	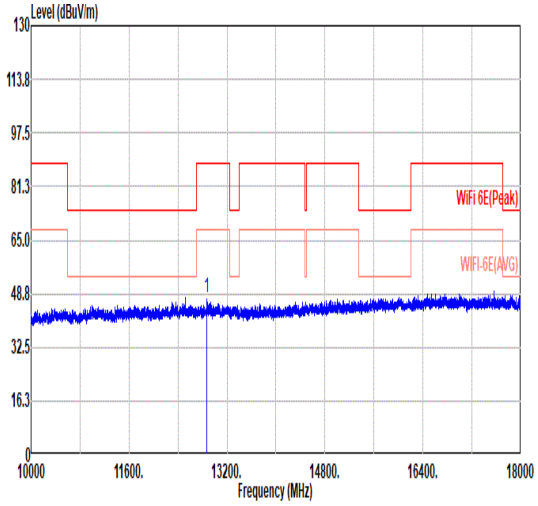 Freq Level Limit Line Over Limit Read Level Ant Factor Cable Loss Preamp Factor Aux Factor APos TPos Remark MHz dBuV/m dBuV/m dB dBuV dB/m dB dB dB cm deg 1 12870.00 47.61 88.20 -40.59 56.68 39.17 17.25 65.49 0.00 --- --- PEAK

Mode	14	
	Harmonic	
	U-NII-6_6.425-6.525_802.11ax HE20_CH105_Full_6475MHz	
ANT	CDD 6+7	
Pol.	Horizontal	Vertical
Peak Avg	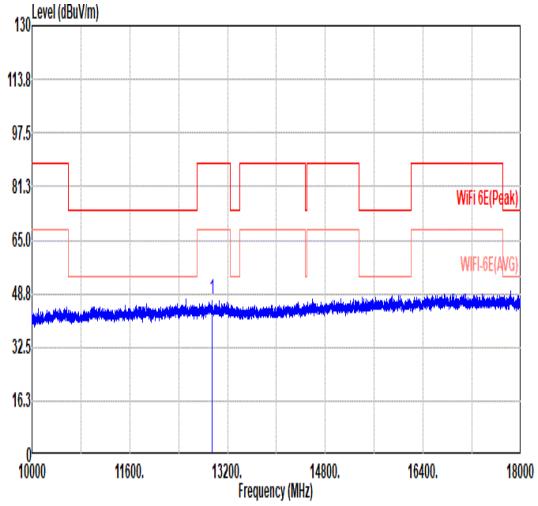 Freq Level Limit Line Over Limit Read Level Ant Factor Cable Loss Preamp Factor Aux Factor APos TPos Remark MHz dBuV/m dBuV/m dB dBuV dB/m dB dB dB cm deg 1 12950.00 47.25 88.20 -40.95 56.16 39.20 17.30 65.41 0.00 --- --- PEAK	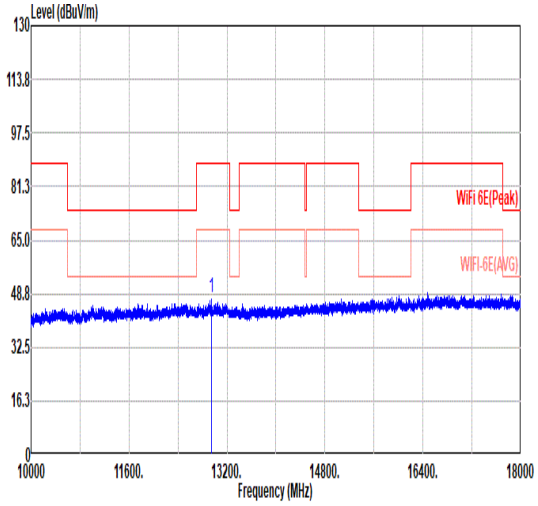 Freq Level Limit Line Over Limit Read Level Ant Factor Cable Loss Preamp Factor Aux Factor APos TPos Remark MHz dBuV/m dBuV/m dB dBuV dB/m dB dB dB cm deg 1 12950.00 47.40 88.20 -40.80 56.31 39.20 17.30 65.41 0.00 --- --- PEAK

Mode	15	
	Harmonic	
	U-NII-5_6.425-6.525_802.11ax HE20_CH113_Full_6515MHz	
ANT	CDD 6+7	
Pol.	Horizontal	Vertical
Peak Avg	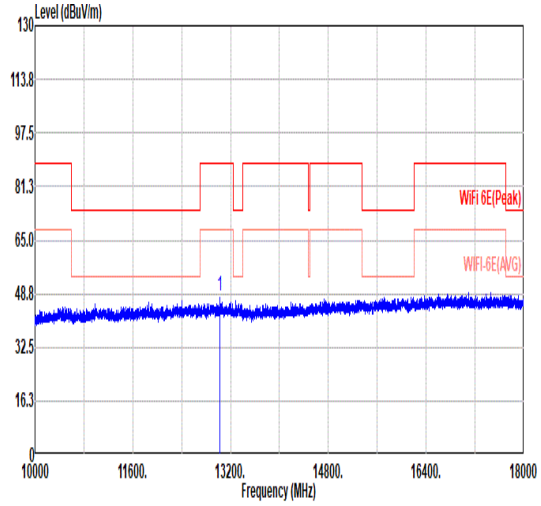 Freq Level Limit Line Over Limit Read Level Ant Factor Cable Loss Preamp Factor Aux Factor APos TPos Remark MHz dBuV/m dBuV/m dB dBuV dB/m dB dB dB cm deg 1 13030.00 47.83 88.20 -40.37 56.66 39.14 17.36 65.33 0.00 --- --- PEAK	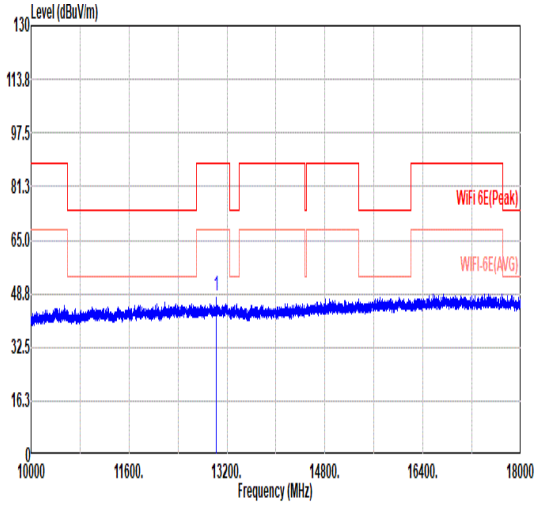 Freq Level Limit Line Over Limit Read Level Ant Factor Cable Loss Preamp Factor Aux Factor APos TPos Remark MHz dBuV/m dBuV/m dB dBuV dB/m dB dB dB cm deg 1 13030.00 48.09 88.20 -40.11 56.92 39.14 17.36 65.33 0.00 --- --- PEAK

Mode	16	
	Harmonic	
	U-NII-5_6.425-6.525_802.11ax HE40_CH99_Full_6445MHz	
ANT	CDD 6+7	
Pol.	Horizontal	Vertical
Peak Avg	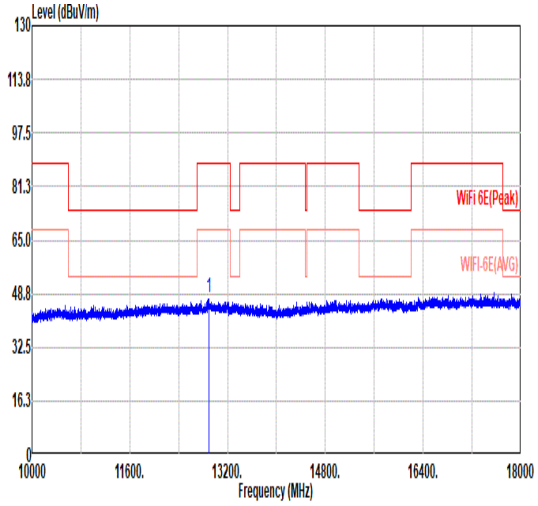 Freq Level Limit Line Over Limit Read Level Ant Factor Cable Loss Preamp Factor Aux Factor APos TPos Remark MHz dBuV/m dBuV/m dB dBuV dB/m dB dB dB cm deg 1 12890.00 47.73 88.20 -40.47 56.75 39.19 17.26 65.47 0.00 --- --- PEAK	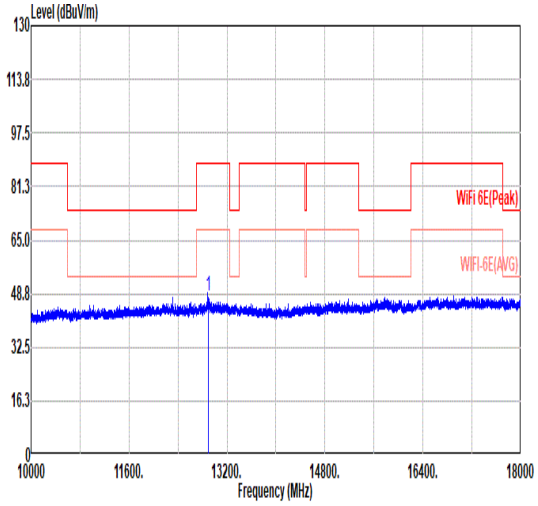 Freq Level Limit Line Over Limit Read Level Ant Factor Cable Loss Preamp Factor Aux Factor APos TPos Remark MHz dBuV/m dBuV/m dB dBuV dB/m dB dB dB cm deg 1 12890.00 47.92 88.20 -40.28 56.94 39.19 17.26 65.47 0.00 --- --- PEAK

Mode	17	
	Harmonic	
	U-NII-6_6.425-6.525_802.11ax HE40_CH107_Full_6485MHz	
ANT	CDD 6+7	
Pol.	Horizontal	Vertical
Peak Avg	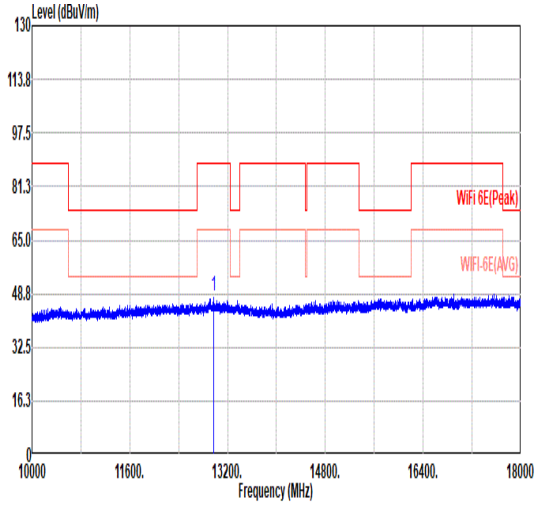 Freq Level Limit Line Over Limit Read Level Ant Factor Cable Loss Preamp Factor Aux Factor APos TPos Remark MHz dBuV/m dBuV/m dB dBuV dB/m dB dB dB cm deg 1 12970.00 47.84 88.20 -40.36 56.71 39.20 17.32 65.39 0.00 --- --- PEAK	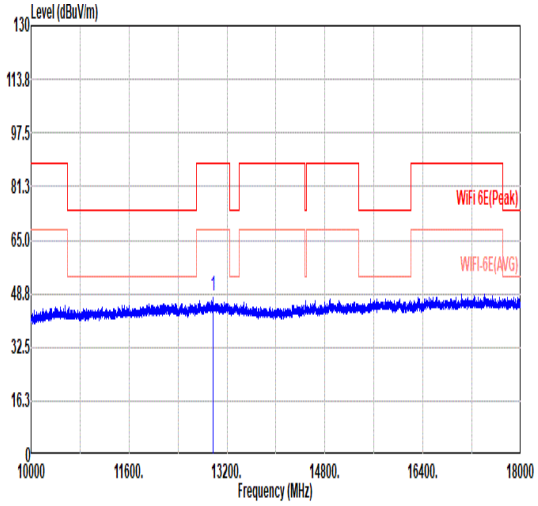 Freq Level Limit Line Over Limit Read Level Ant Factor Cable Loss Preamp Factor Aux Factor APos TPos Remark MHz dBuV/m dBuV/m dB dBuV dB/m dB dB dB cm deg 1 12970.00 47.97 88.20 -40.23 56.84 39.20 17.32 65.39 0.00 --- --- PEAK

Mode	18	
	Harmonic	
	U-NII-8_6.425-6.525_802.11ax HE80_CH103_Full_6465MHz	
ANT	CDD 6+7	
Pol.	Horizontal	Vertical
Peak Avg	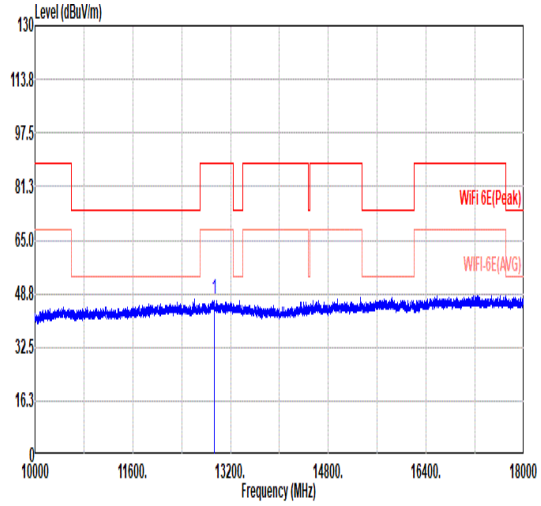 Freq Level Limit Line Over Limit Read Level Ant Factor Cable Loss Preamp Factor Aux Factor APos TPos Remark MHz dBuV/m dBuV/m dB dBuV dB/m dB dB dB cm deg 1 12930.00 47.11 88.20 -41.09 56.05 39.20 17.29 65.43 0.00 --- --- PEAK	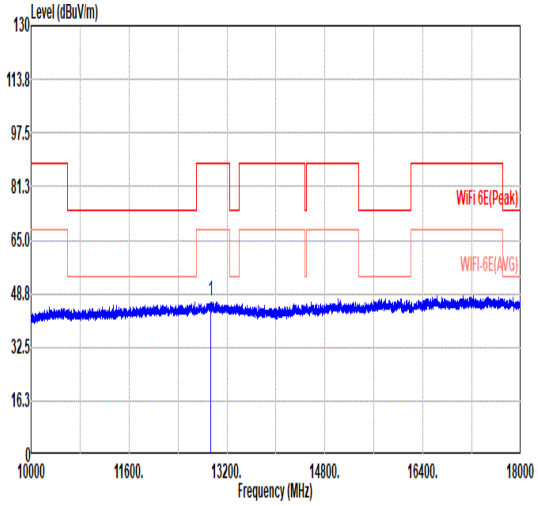 Freq Level Limit Line Over Limit Read Level Ant Factor Cable Loss Preamp Factor Aux Factor APos TPos Remark MHz dBuV/m dBuV/m dB dBuV dB/m dB dB dB cm deg 1 12930.00 46.78 88.20 -41.42 55.72 39.20 17.29 65.43 0.00 --- --- PEAK

Mode	19	
	Harmonic	
	U-NII-8_6.425-6.525_802.11ax HE40_CH115_Full_6525MHz	
ANT	CDD 6+7	
Pol.	Horizontal	Vertical
Peak Avg	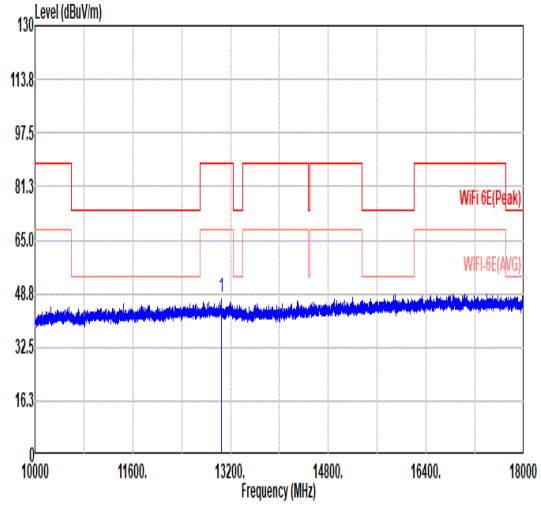 Freq Level Limit Line Over Limit Read Level Ant Factor Cable Loss Preamp Factor Aux Factor APos TPos Remark MHz dBuV/m dBuV/m dB dBuV dB/m dB dB dB cm deg 1 13050.00 47.66 88.20 -40.54 56.51 39.10 17.37 65.32 0.00 --- --- PEAK	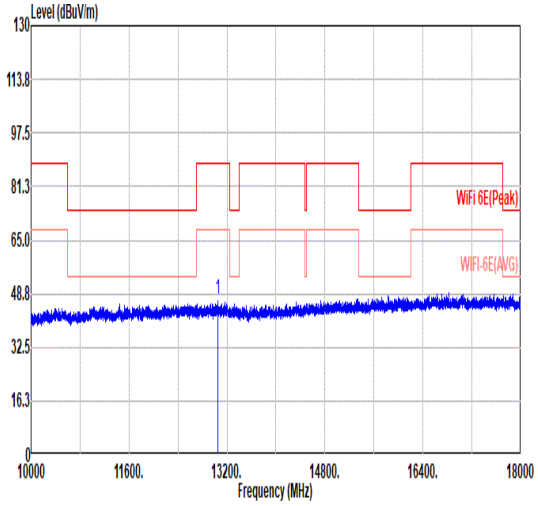 Freq Level Limit Line Over Limit Read Level Ant Factor Cable Loss Preamp Factor Aux Factor APos TPos Remark MHz dBuV/m dBuV/m dB dBuV dB/m dB dB dB cm deg 1 13050.00 46.93 88.20 -41.27 55.78 39.10 17.37 65.32 0.00 --- --- PEAK

Mode	20	
	Harmonic	
	U-NII-8_6.425-6.525_802.11ax HE80_CH119_Full_6545MHz	
ANT	CDD 6+7	
Pol.	Horizontal	Vertical
Peak Avg	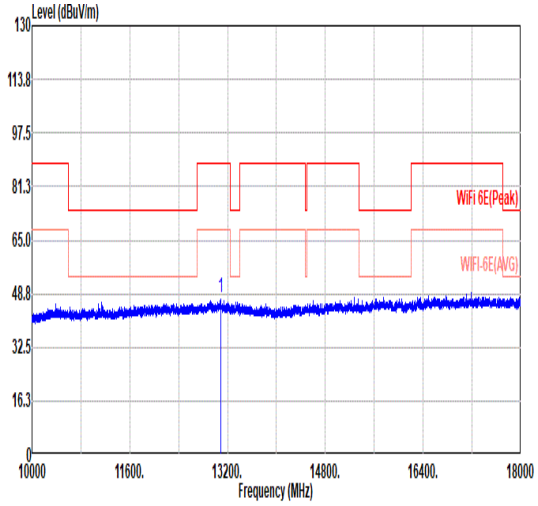 Freq Level Limit Line Over Limit Read Level Ant Factor Cable Loss Preamp Factor Aux Factor APos TPos Remark MHz dBuV/m dBuV/m dB dBuV dB/m dB dB dB cm deg 1 13090.00 47.60 88.20 -40.60 56.46 39.02 17.40 65.28 0.00 --- --- PEAK	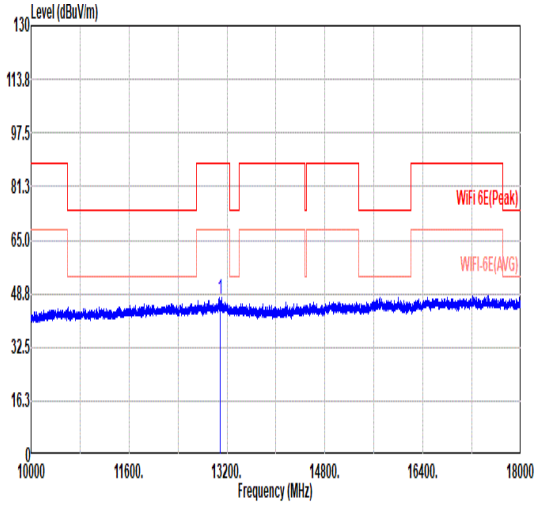 Freq Level Limit Line Over Limit Read Level Ant Factor Cable Loss Preamp Factor Aux Factor APos TPos Remark MHz dBuV/m dBuV/m dB dBuV dB/m dB dB dB cm deg 1 13090.00 47.24 88.20 -40.96 56.10 39.02 17.40 65.28 0.00 --- --- PEAK

Mode	21	
	Harmonic	
	U-NII-8_6.525-6.875_802.11ax HE20_CH117_Full_6535MHz	
ANT	CDD 6+7	
Pol.	Horizontal	Vertical
Peak Avg	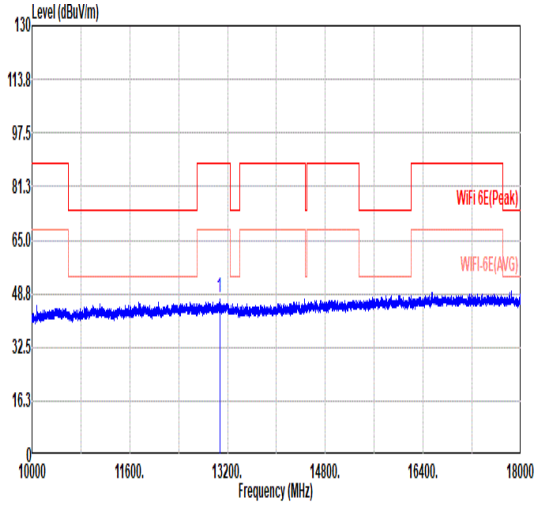 Freq Level Limit Line Over Limit Read Level Ant Factor Cable Loss Preamp Factor Aux Factor APos TPos Remark MHz dBuV/m dBuV/m dB dBuV dB/m dB dB dB cm deg 1 13070.00 47.42 88.20 -40.78 56.28 39.06 17.38 65.30 0.00 --- --- PEAK	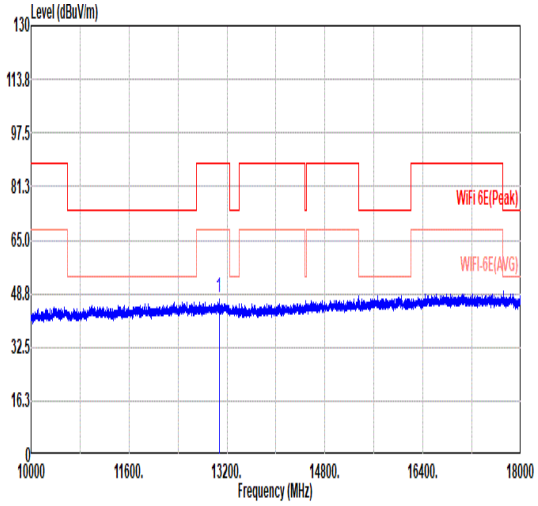 Freq Level Limit Line Over Limit Read Level Ant Factor Cable Loss Preamp Factor Aux Factor APos TPos Remark MHz dBuV/m dBuV/m dB dBuV dB/m dB dB dB cm deg 1 13070.00 47.52 88.20 -40.68 56.38 39.06 17.38 65.30 0.00 --- --- PEAK

Mode	22	
	Harmonic	
	U-NII-7_6.525-6.875_802.11ax HE20_CH149_Full_6695MHz	
ANT	CDD 6+7	
Pol.	Horizontal	Vertical
Peak Avg	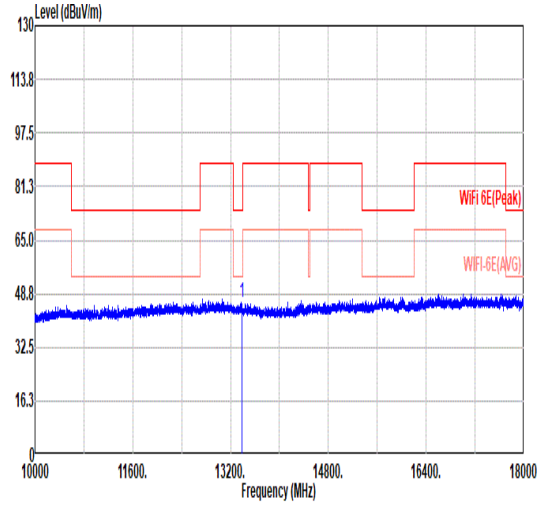 Freq Level Limit Line Over Limit Read Level Ant Factor Cable Loss Preamp Factor Aux Factor APos TPos Remark MHz dBuV/m dBuV/m dB dBuV dB/m dB dB dB cm deg 1 13390.00 46.35 74.00 -27.65 54.83 38.90 17.61 64.99 0.00 --- --- PEAK	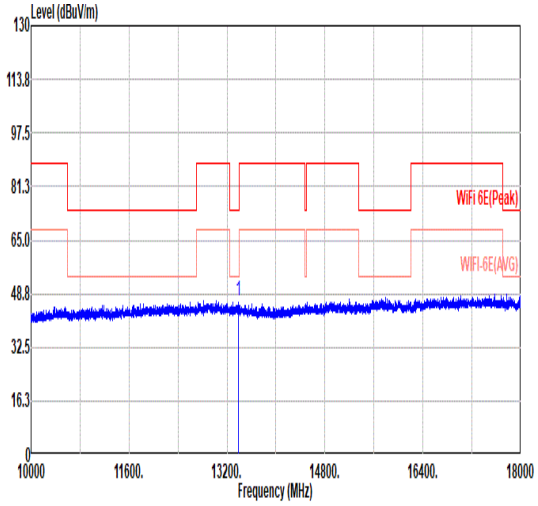 Freq Level Limit Line Over Limit Read Level Ant Factor Cable Loss Preamp Factor Aux Factor APos TPos Remark MHz dBuV/m dBuV/m dB dBuV dB/m dB dB dB cm deg 1 13390.00 46.62 74.00 -27.38 55.10 38.90 17.61 64.99 0.00 --- --- PEAK

Mode	23	
	Band Edge	
	U-NII-7_6.525-6.875_802.11ax HE20_CH181_Full_6855MHz	
ANT	CDD 6+7	
Pol.	Horizontal	Fundamental
Peak	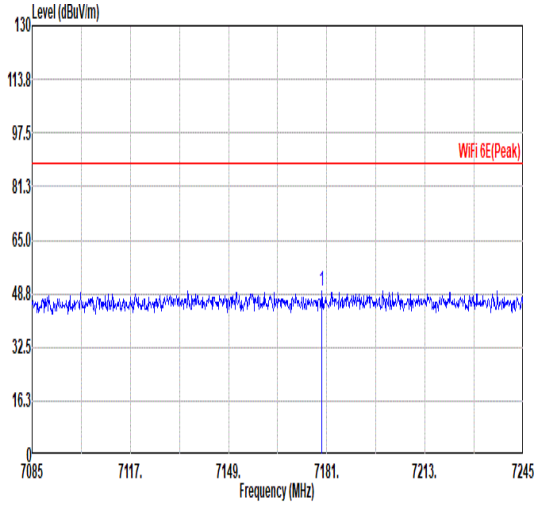 Freq Level Limit Line Over Limit Read Level Ant Factor Cable Loss Preamp Factor Aux Factor APos TPos Remark MHz dBuV/m dBuV/m dB dBuV dB/m dB dB dB cm deg 1 7179.40 49.61 88.20 -38.59 39.00 35.70 12.69 37.78 0.00 100 271 PEAK	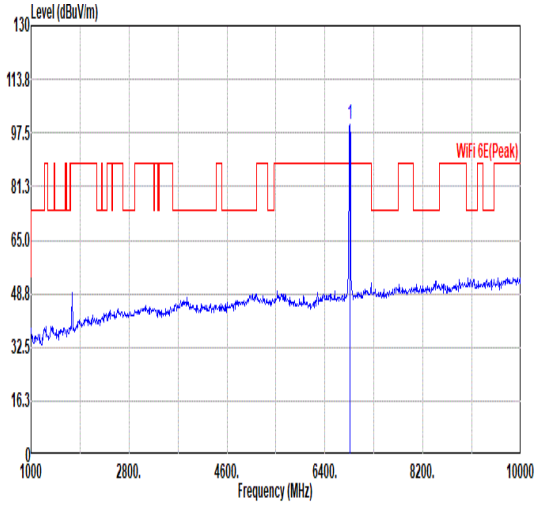 Freq Level Limit Line Over Limit Read Level Ant Factor Cable Loss Preamp Factor Aux Factor APos TPos Remark MHz dBuV/m dBuV/m dB dBuV dB/m dB dB dB cm deg 1 6855.00 100.00 ------ ------ 90.08 35.60 12.31 37.99 0.00 100 271 PEAK
Avg	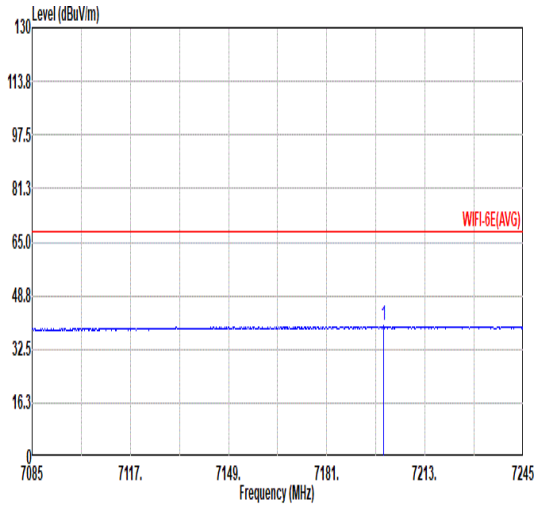 Freq Level Limit Line Over Limit Read Level Ant Factor Cable Loss Preamp Factor Aux Factor APos TPos Remark MHz dBuV/m dBuV/m dB dBuV dB/m dB dB dB cm deg 1 7199.56 39.54 68.20 -28.66 28.89 35.70 12.71 37.76 0.00 100 271 AVERAGE	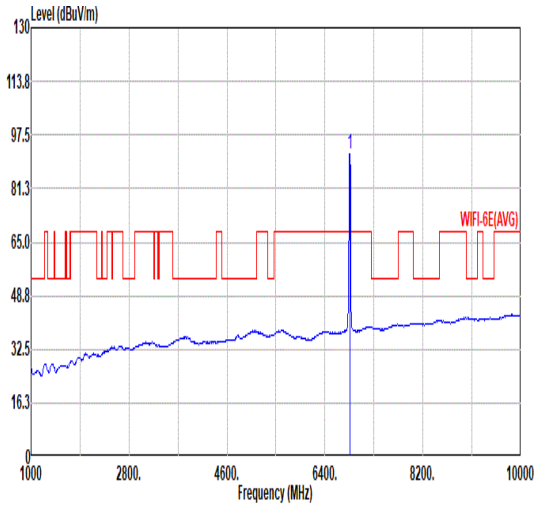 Freq Level Limit Line Over Limit Read Level Ant Factor Cable Loss Preamp Factor Aux Factor APos TPos Remark MHz dBuV/m dBuV/m dB dBuV dB/m dB dB dB cm deg 1 6855.00 91.90 ------ ------ 81.99 35.60 12.30 37.99 0.00 100 271 AVERAGE

Mode	23	
	Band Edge	
	U-NII-7_6.525-6.875_802.11ax HE20_CH181_Full_6855MHz	
ANT	CDD 6+7	
Pol.	Vertical	Fundamental
Peak	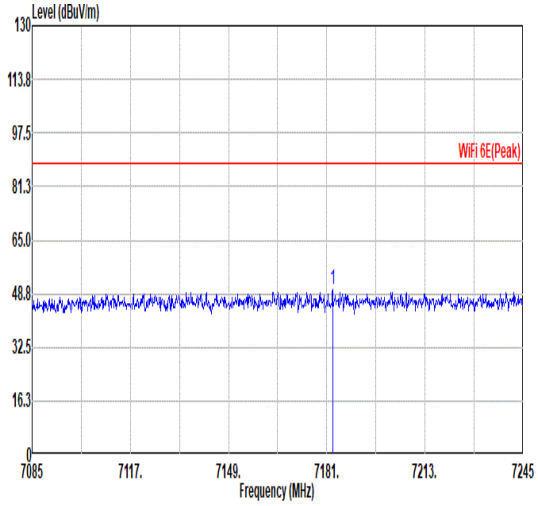 Freq Level Limit Line Over Limit Read Level Ant Factor Cable Loss Preamp Factor Aux Factor APos TPos Remark MHz dBuV/m dBuV/m dB dBuV dB/m dB dB dB cm deg 1 7182.92 49.82 88.20 -38.38 39.20 35.70 12.70 37.78 0.00 100 240 PEAK	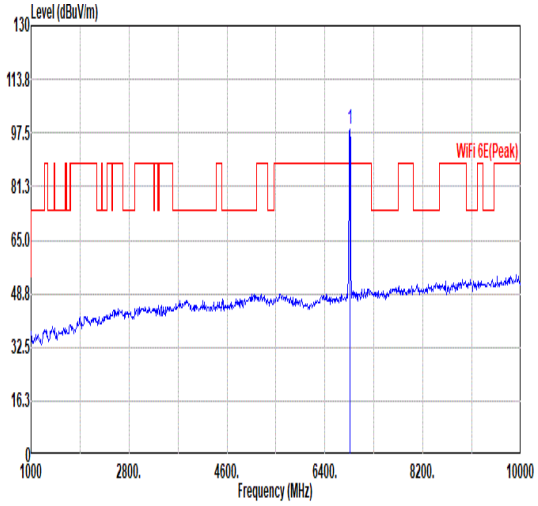 Freq Level Limit Line Over Limit Read Level Ant Factor Cable Loss Preamp Factor Aux Factor APos TPos Remark MHz dBuV/m dBuV/m dB dBuV dB/m dB dB dB cm deg 1 6855.00 98.40 ------ ------ 88.48 35.60 12.31 37.99 0.00 100 240 PEAK
Avg	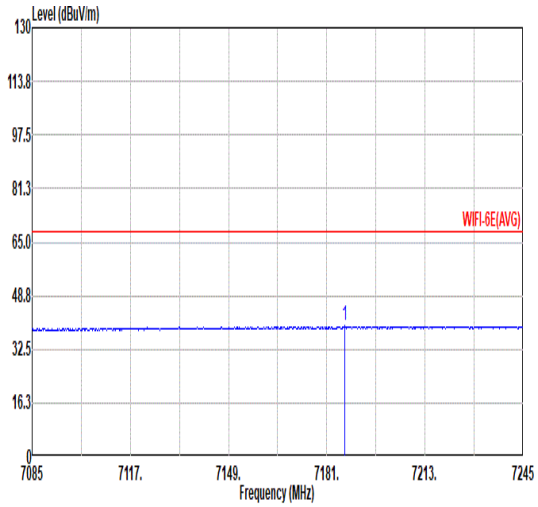 Freq Level Limit Line Over Limit Read Level Ant Factor Cable Loss Preamp Factor Aux Factor APos TPos Remark MHz dBuV/m dBuV/m dB dBuV dB/m dB dB dB cm deg 1 7186.92 39.52 68.20 -28.68 28.89 35.70 12.70 37.77 0.00 100 240 AVERAGE	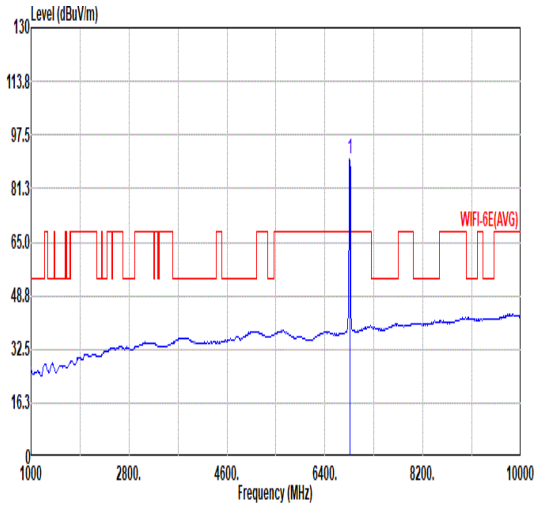 Freq Level Limit Line Over Limit Read Level Ant Factor Cable Loss Preamp Factor Aux Factor APos TPos Remark MHz dBuV/m dBuV/m dB dBuV dB/m dB dB dB cm deg 1 6855.00 90.18 ------ ------ 80.27 35.60 12.30 37.99 0.00 100 240 AVERAGE

Mode	23	
	Harmonic	
	U-NII-7_6.525-6.875_802.11ax HE20_CH181_Full_6855MHz	
ANT	CDD 6+7	
Pol.	Horizontal	Vertical
Peak Avg	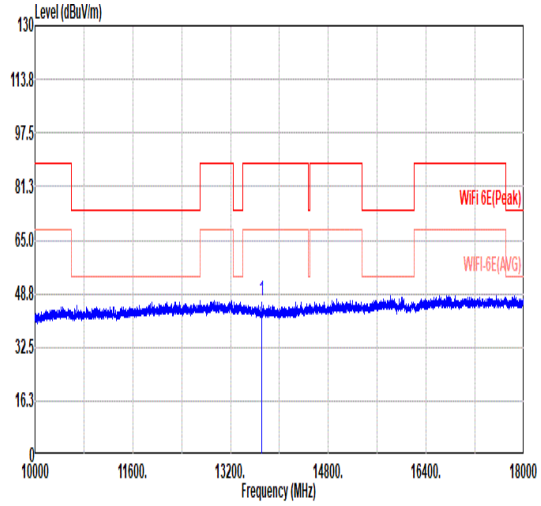 Freq Level Limit Line Over Limit Read Level Ant Factor Cable Loss Preamp Factor Aux Factor APos TPos Remark MHz dBuV/m dBuV/m dB dBuV dB/m dB dB dB cm deg 1 13710.00 46.45 88.20 -41.75 55.02 38.50 17.84 64.91 0.00 --- --- PEAK	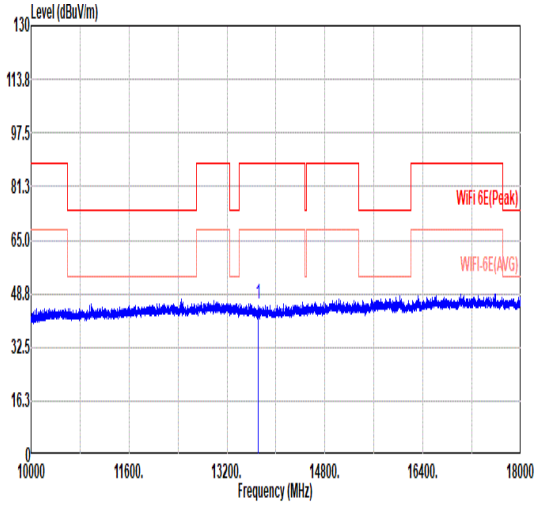 Freq Level Limit Line Over Limit Read Level Ant Factor Cable Loss Preamp Factor Aux Factor APos TPos Remark MHz dBuV/m dBuV/m dB dBuV dB/m dB dB dB cm deg 1 13710.00 45.40 88.20 -42.80 53.97 38.50 17.84 64.91 0.00 --- --- PEAK