



**Appendix D. SAR Test Setup Photos**


**Head Exposure Condition**



**Right Cheek, Test Separation 0 mm**



**Right Tilted, Test Separation 0 mm**




**Left Cheek, Test Separation 0 mm**



**Left Tilted, Test Separation 0 mm**


Hotspot Exposure Condition




Right Side, Test Separation 5 mm




Back, Test Separation 5 mm



Top Side, Test Separation 5 mm



Bottom Side, Test Separation 5 mm



**Body-worn Exposure Condition**




**Front, Test Separation 5 mm**



**Back, Test Separation 5 mm**

**Sensor off**



**Back, Test Separation 20 mm**

Product Specific 10g SAR




Front, Test Separation 0 mm




Back, Test Separation 0 mm




Left Side, Test Separation 0 mm



Right Side, Test Separation 0 mm

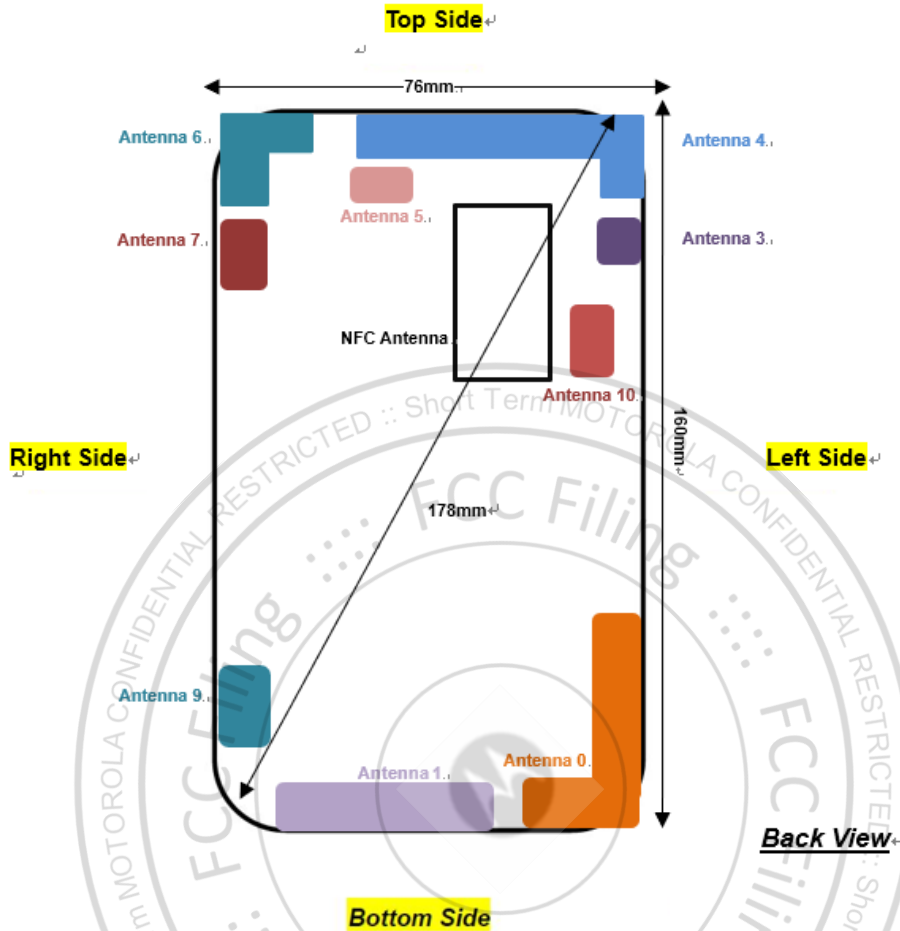


Top Side, Test Separation 0 mm



Bottom Side, Test Separation 0 mm

### Antenna Location



Antenna	Support Band
Antenna 0	GSM: 850<TX/RX> UMTS: B5<TX/RX> LTE: B5/12/13/14/17/26/71/41<TX/RX> 5G NR: n5/n12/n14/n26/n71/n41 <TX/RX>
Antenna 1	GSM: 1900<TX/RX> UMTS: B2/4<TX/RX> LTE: B2/4/7/25/30/66/38/41<TX/RX> 5G NR: n2/n7/n25/n30/n66/n70/n41 <TX/RX>
Antenna 3	LTE: B48<TX/RX> 5G NR: n48/n77/n78<TX/RX>
Antenna 4	LTE: B2/4/5/7/12/13/14/17/25/26/30/66/71/41<TX/RX> 5G NR: n2/n5/n12/n14/n25/n26/n66/n70/n71/n41 <TX/RX>
Antenna 5	5G NR: n48/n77/n78<TX/RX>
Antenna 6	WLAN 2.4GHz<TX/RX> Bluetooth<TX/RX>
Antenna 7	5G NR: n48/n77/n78<TX/RX> WLAN 5GHz<TX/RX>
Antenna 9	5G NR: n48/n77/n78<TX/RX>
Antenna 10	LTE: B41<TX/RX> NR: n41<TX/RX>
NFC Antenna	NFC<TX/RX>

Note: LTE B7/30 at Antenna 4 was limited to EN-DC combination only.