

## 4. Peak-Average Ratio

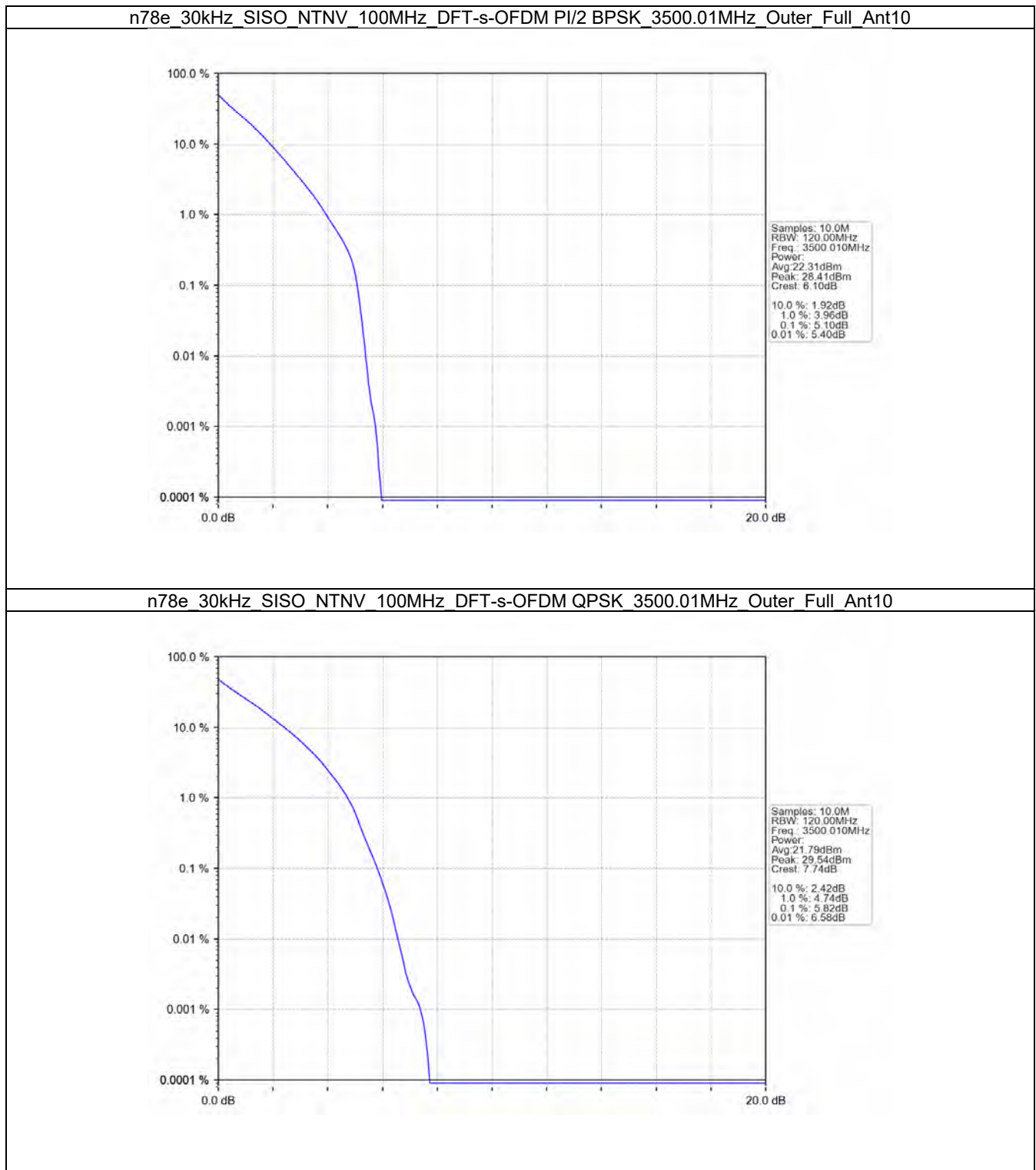
### 4.1 Test Result

#### 4.1.1 30k\_SISO\_100MHz\_NTNV

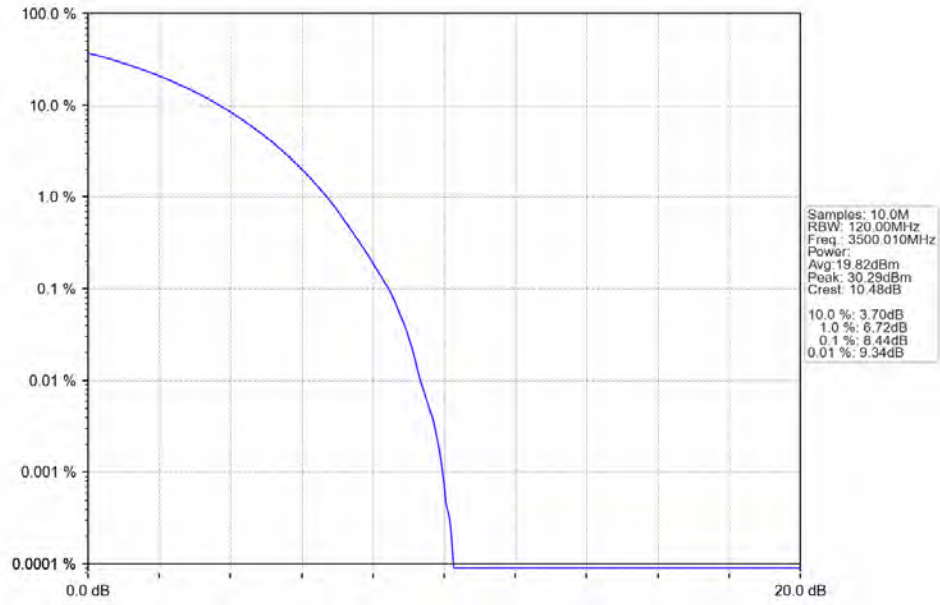
5G NR n78e SCS=30kHz SISO 100MHz NTN							
Modulation	Frequency (MHz)	RB Allocation	Peak-Average Ratio (dB)				Verdict
			Ant10	Ant2	Sum	Limit	
DFT-s-OFDM PI/2 BPSK	3500.01	Outer_Full	5.10	/	/	<=13	Pass
DFT-s-OFDM QPSK	3500.01	Outer_Full	5.82	/	/	<=13	Pass
CP-OFDM QPSK	3500.01	Outer_Full	8.44	/	/	<=13	Pass

## 4.2 Test Graph

### 4.2.1 30k\_SISO\_100MHz\_NTNV



n78e\_30kHz\_SISO\_NTV\_100MHz\_CP-OFDM\_QPSK\_3500.01MHz\_Outer\_Full\_Ant10



## 5. Spurious Emission

### 5.1 Test Result

#### 5.1.1 30k\_SISO\_10MHz\_NTNV

5G NR n78e SCS=30kHz SISO 10MHz NTN							
Modulation	Frequency (MHz)	RB Allocation	Spurious Emission				Verdict
			Ant10	Ant2	Sum	Limit	
DFT-s-OFDM PI/2 BPSK	3455.01	Edge 1RB Left	Refer To Test Graph				Pass
		Outer Full	Refer To Test Graph				Pass
	3500.01	Edge 1RB Left	Refer To Test Graph				Pass
		Edge 1RB Right	Refer To Test Graph				Pass
	3544.98	Outer Full	Refer To Test Graph				Pass
DFT-s-OFDM QPSK	3455.01	Edge 1RB Left	Refer To Test Graph				Pass
		Outer Full	Refer To Test Graph				Pass
	3500.01	Edge 1RB Left	Refer To Test Graph				Pass
		Edge 1RB Right	Refer To Test Graph				Pass
	3544.98	Outer Full	Refer To Test Graph				Pass
CP-OFDM QPSK	3455.01	Edge 1RB Left	Refer To Test Graph				Pass
		Outer Full	Refer To Test Graph				Pass
	3500.01	Edge 1RB Left	Refer To Test Graph				Pass
		Edge 1RB Right	Refer To Test Graph				Pass
	3544.98	Outer Full	Refer To Test Graph				Pass

#### 5.1.2 30k\_SISO\_50MHz\_NTNV

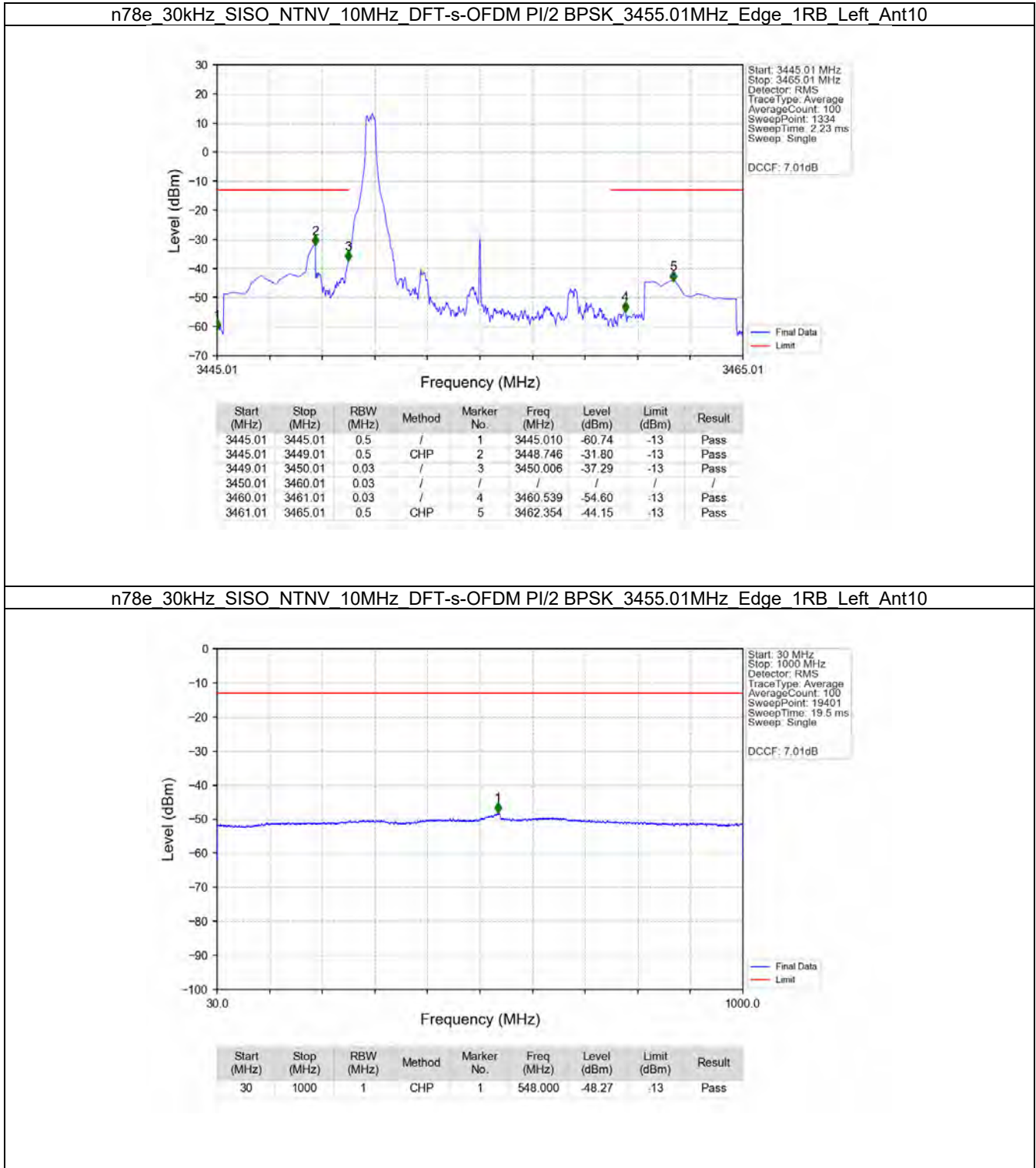
5G NR n78e SCS=30kHz SISO 50MHz NTN							
Modulation	Frequency (MHz)	RB Allocation	Spurious Emission				Verdict
			Ant10	Ant2	Sum	Limit	
DFT-s-OFDM PI/2 BPSK	3475.02	Edge 1RB Left	Refer To Test Graph				Pass
		Outer Full	Refer To Test Graph				Pass
	3500.01	Edge 1RB Left	Refer To Test Graph				Pass
		Edge 1RB Right	Refer To Test Graph				Pass
	3525	Outer Full	Refer To Test Graph				Pass
DFT-s-OFDM QPSK	3475.02	Edge 1RB Left	Refer To Test Graph				Pass
		Outer Full	Refer To Test Graph				Pass
	3500.01	Edge 1RB Left	Refer To Test Graph				Pass
		Edge 1RB Right	Refer To Test Graph				Pass
	3525	Outer Full	Refer To Test Graph				Pass
CP-OFDM QPSK	3475.02	Edge 1RB Left	Refer To Test Graph				Pass
		Outer Full	Refer To Test Graph				Pass
	3500.01	Edge 1RB Left	Refer To Test Graph				Pass
		Edge 1RB Right	Refer To Test Graph				Pass
	3525	Outer Full	Refer To Test Graph				Pass

### 5.1.3 30k\_SISO\_100MHz\_NTNV

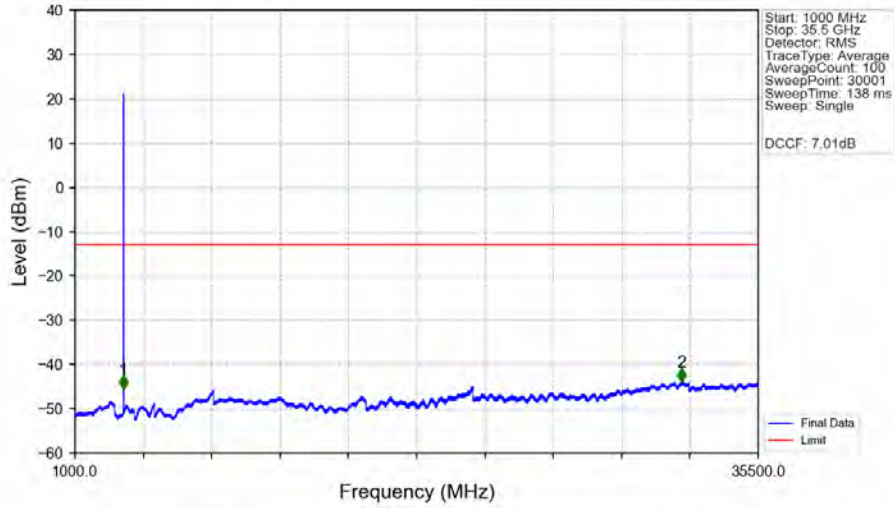
5G NR n78e SCS=30kHz SISO 100MHz NTN							
Modulation	Frequency (MHz)	RB Allocation	Spurious Emission				Verdict
			Ant10	Ant2	Sum	Limit	
DFT-s-OFDM PI/2 BPSK	3500.01	Edge_1RB_Left	Refer To Test Graph				Pass
		Outer_Full	Refer To Test Graph				Pass
DFT-s-OFDM QPSK	3500.01	Edge_1RB_Left	Refer To Test Graph				Pass
		Outer_Full	Refer To Test Graph				Pass
CP-OFDM QPSK	3500.01	Edge_1RB_Left	Refer To Test Graph				Pass
		Outer_Full	Refer To Test Graph				Pass

## 5.2 Test Graph

### 5.2.1 30k\_SISO\_10MHz\_NTNV

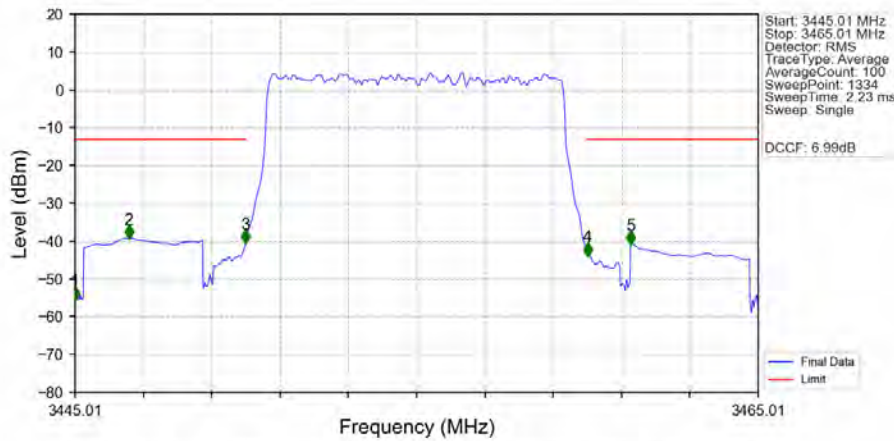


n78e\_30kHz\_SISO\_NTV\_10MHz\_DFT-s-OFDM\_PI/2\_BPSK\_3455.01MHz\_Edge\_1RB\_Left\_Ant10



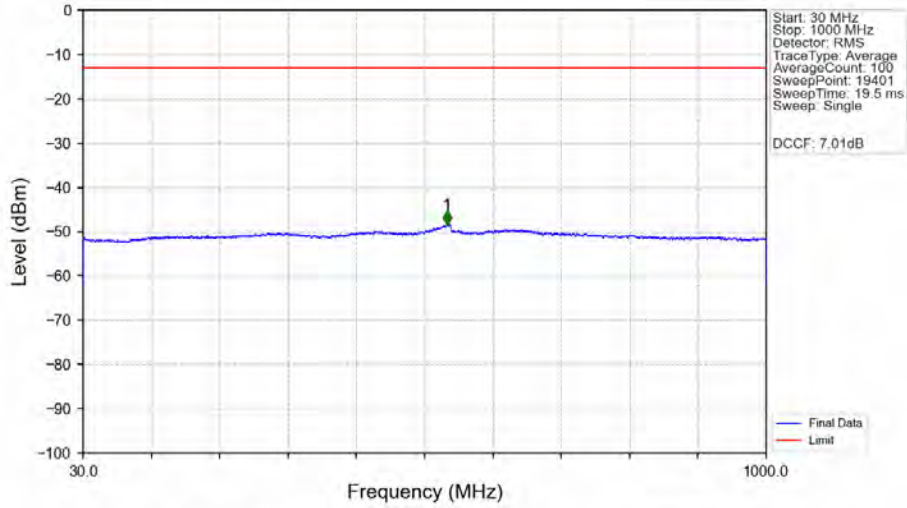
Start (MHz)	Stop (MHz)	RBW (MHz)	Method	Marker No.	Freq (MHz)	Level (dBm)	Limit (dBm)	Result
1000	3445.01	1	/	1	3444.900	-45.49	-13	Pass
3445.01	3465.01	1	/	/	/	/	/	/
3465.01	35500	1	/	2	31637.150	-43.88	-13	Pass

n78e\_30kHz\_SISO\_NTV\_10MHz\_DFT-s-OFDM\_PI/2\_BPSK\_3455.01MHz\_Outer\_Full\_Ant10



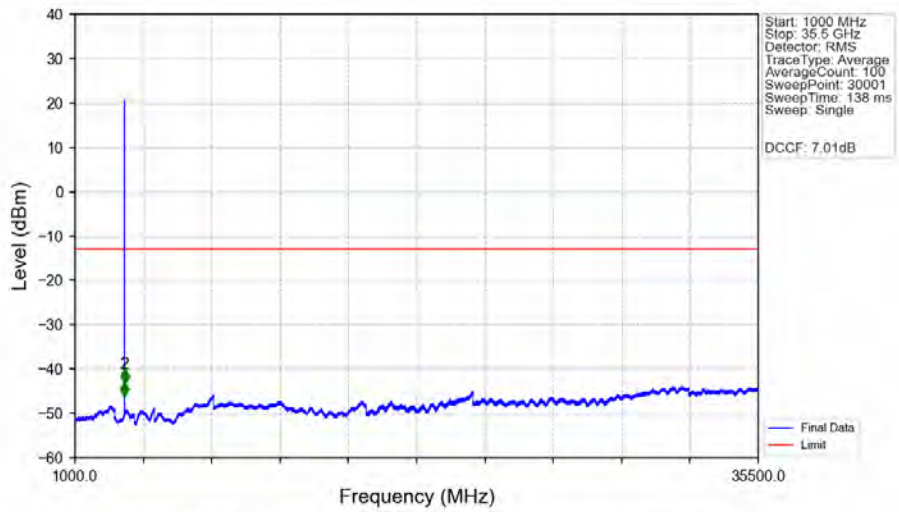
Start (MHz)	Stop (MHz)	RBW (MHz)	Method	Marker No.	Freq (MHz)	Level (dBm)	Limit (dBm)	Result
3445.01	3445.01	0.5	/	1	3445.010	-55.22	-13	Pass
3445.01	3449.01	0.5	CHP	2	3446.585	-39.14	-13	Pass
3449.01	3450.01	0.09374	CHP	3	3450.006	-40.41	-13	Pass
3450.01	3460.01	0.09374	CHP	/	/	/	/	/
3460.01	3461.01	0.09374	CHP	4	3460.014	-43.66	-13	Pass
3461.01	3465.01	0.5	CHP	5	3461.274	-40.53	-13	Pass

n78e 30kHz SISO\_NTV 10MHz DFT-s-OFDM PI/2 BPSK 3500.01MHz Edge\_1RB\_Left\_Ant10



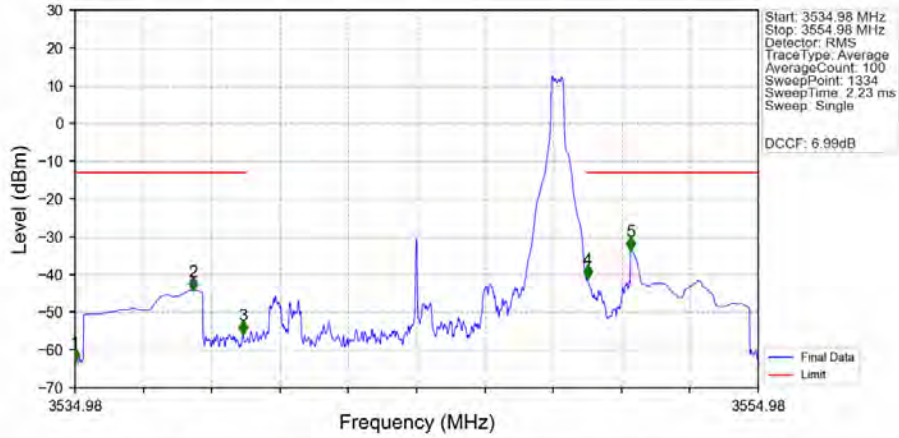
Start (MHz)	Stop (MHz)	RBW (MHz)	Method	Marker No.	Freq (MHz)	Level (dBm)	Limit (dBm)	Result
30	1000	1	CHP	1	546.850	-48.41	-13	Pass

n78e 30kHz SISO\_NTV 10MHz DFT-s-OFDM PI/2 BPSK 3500.01MHz Edge\_1RB\_Left\_Ant10



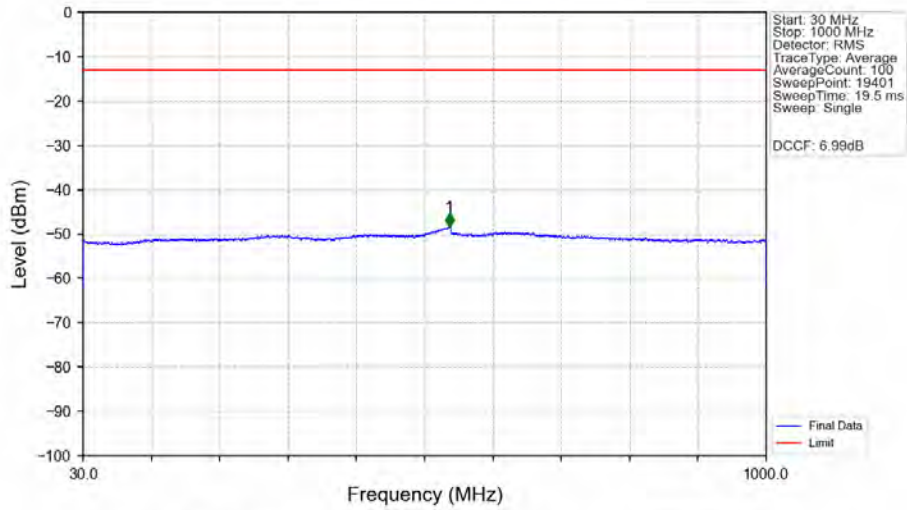
Start (MHz)	Stop (MHz)	RBW (MHz)	Method	Marker No.	Freq (MHz)	Level (dBm)	Limit (dBm)	Result
1000	3490.01	1	/	1	3489.750	-46.04	-13	Pass
3490.01	3510.01	1	/	/	/	/	/	/
3510.01	35500	1	/	2	3510.450	-43.19	-13	Pass

n78e\_30kHz\_SISO\_NTNV\_10MHz\_DFT-s-OFDM\_PI/2\_BPSK\_3544.98MHz\_Edge\_1RB\_Right\_Ant10



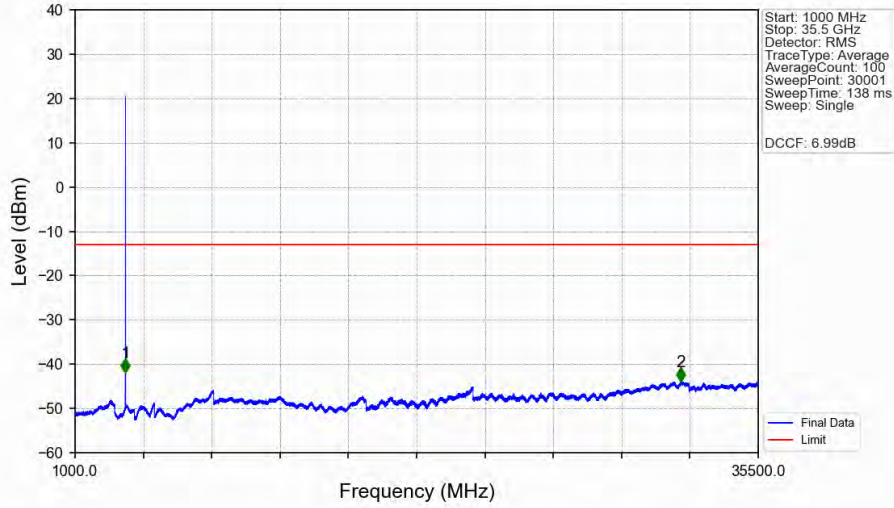
Start (MHz)	Stop (MHz)	RBW (MHz)	Method	Marker No.	Freq (MHz)	Level (dBm)	Limit (dBm)	Result
3534.98	3534.98	0.5	/	1	3534.980	-62.82	-13	Pass
3534.98	3538.98	0.5	CHP	2	3538.431	-44.12	-13	Pass
3538.98	3539.98	0.03	/	3	3539.886	-55.66	-13	Pass
3539.98	3549.98	0.03	/	/	/	/	/	/
3549.98	3550.98	0.03	/	4	3549.984	-40.88	-13	Pass
3550.98	3554.98	0.5	CHP	5	3551.244	-33.35	-13	Pass

n78e\_30kHz\_SISO\_NTNV\_10MHz\_DFT-s-OFDM\_PI/2\_BPSK\_3544.98MHz\_Edge\_1RB\_Right\_Ant10



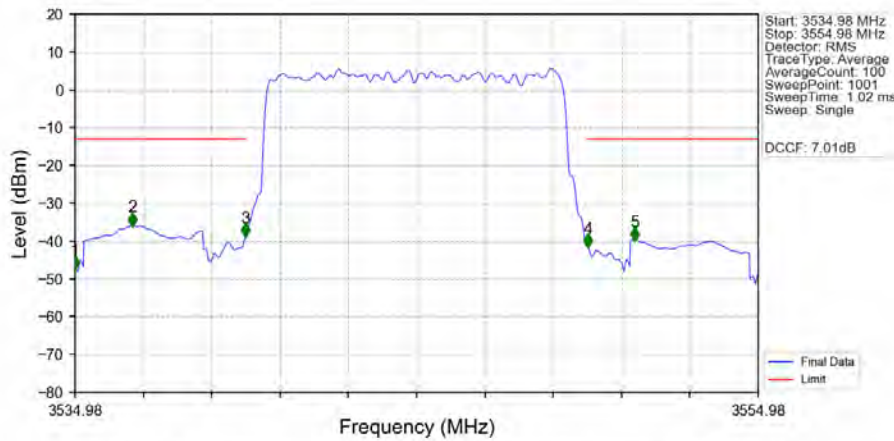
Start (MHz)	Stop (MHz)	RBW (MHz)	Method	Marker No.	Freq (MHz)	Level (dBm)	Limit (dBm)	Result
30	1000	1	CHP	1	550.300	-48.35	-13	Pass

n78e\_30kHz\_SISO\_NTNV\_10MHz\_DFT-s-OFDM\_PI/2\_BPSK\_3544.98MHz\_Edge\_1RB\_Right\_Ant10



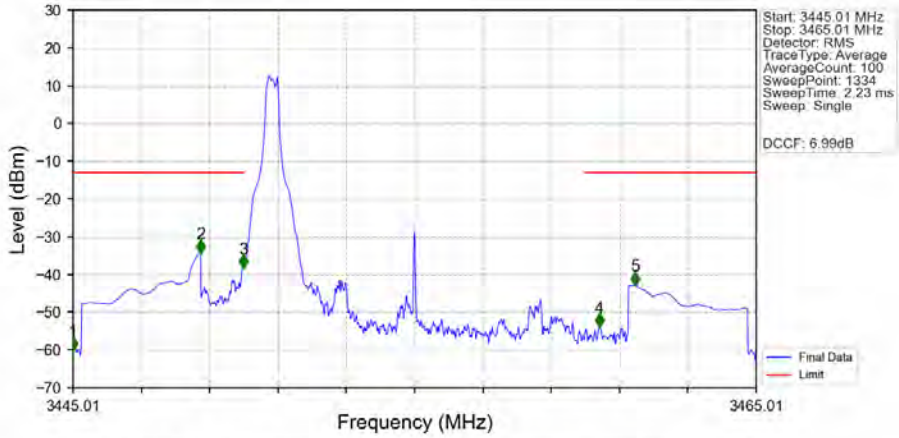
Start (MHz)	Stop (MHz)	RBW (MHz)	Method	Marker No.	Freq (MHz)	Level (dBm)	Limit (dBm)	Result
1000	3534.98	1	/	1	3534.600	-41.98	-13	Pass
3534.98	3554.98	1	/	/	/	/	/	/
3554.98	35500	1	/	2	31594.600	-43.88	-13	Pass

n78e\_30kHz\_SISO\_NTNV\_10MHz\_DFT-s-OFDM\_PI/2\_BPSK\_3544.98MHz\_Outer\_Full\_Ant10



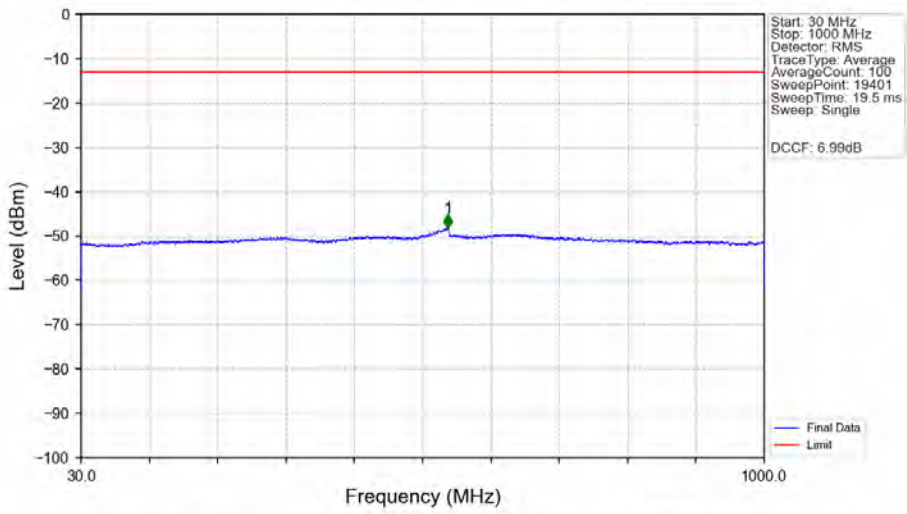
Start (MHz)	Stop (MHz)	RBW (MHz)	Method	Marker No.	Freq (MHz)	Level (dBm)	Limit (dBm)	Result
3534.98	3534.98	0.5	/	1	3534.980	-47.28	-13	Pass
3534.98	3538.98	0.5	CHP	2	3536.660	-35.77	-13	Pass
3538.98	3539.98	0.1296	CHP	3	3539.960	-38.60	-13	Pass
3539.98	3549.98	0.1296	CHP	/	/	/	/	/
3549.98	3550.98	0.1296	CHP	4	3550.000	-41.51	-13	Pass
3550.98	3554.98	0.5	CHP	5	3551.360	-39.72	-13	Pass

n78e\_30kHz\_SISO\_NTNV\_10MHz\_DFT-s-OFDM\_QPSK\_3455.01MHz\_Edge\_1RB\_Left\_Ant10



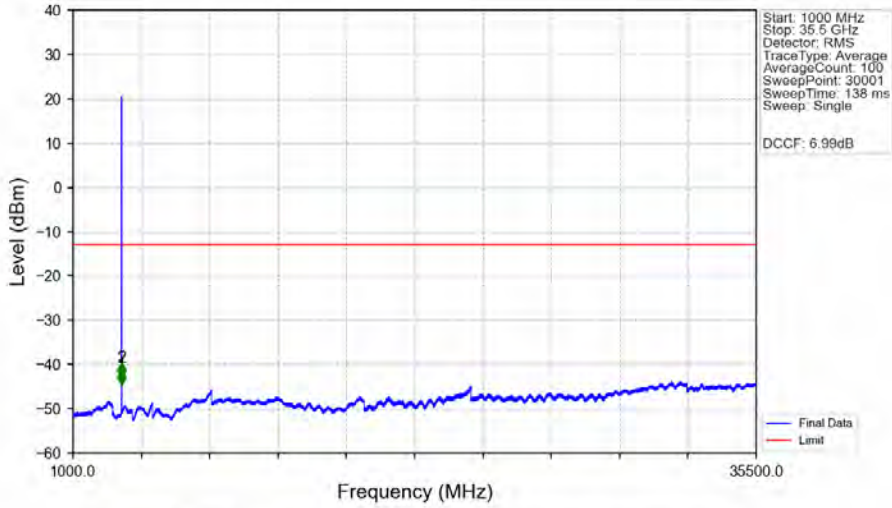
Start (MHz)	Stop (MHz)	RBW (MHz)	Method	Marker No.	Freq (MHz)	Level (dBm)	Limit (dBm)	Result
3445.01	3445.01	0.5	/	1	3445.010	-59.84	-13	Pass
3445.01	3449.01	0.5	CHP	2	3448.746	-34.14	-13	Pass
3449.01	3450.01	0.03	/	3	3449.991	-37.99	-13	Pass
3450.01	3460.01	0.03	/	/	/	/	/	/
3460.01	3461.01	0.03	/	4	3460.419	-53.64	-13	Pass
3461.01	3465.01	0.5	CHP	5	3461.469	-42.68	-13	Pass

n78e\_30kHz\_SISO\_NTNV\_10MHz\_DFT-s-OFDM\_QPSK\_3455.01MHz\_Edge\_1RB\_Left\_Ant10



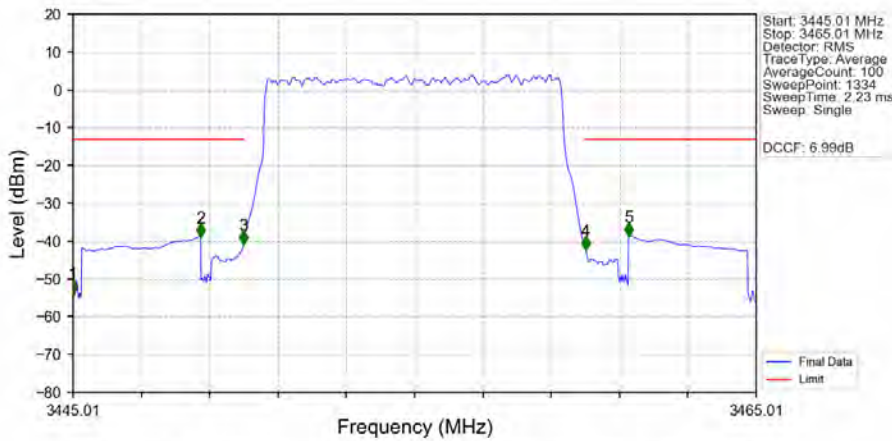
Start (MHz)	Stop (MHz)	RBW (MHz)	Method	Marker No.	Freq (MHz)	Level (dBm)	Limit (dBm)	Result
30	1000	1	CHP	1	550.900	-48.27	-13	Pass

n78e\_30kHz\_SISO\_NTNV\_10MHz\_DFT-s-OFDM\_QPSK\_3455.01MHz\_Edge\_1RB\_Left\_Ant10



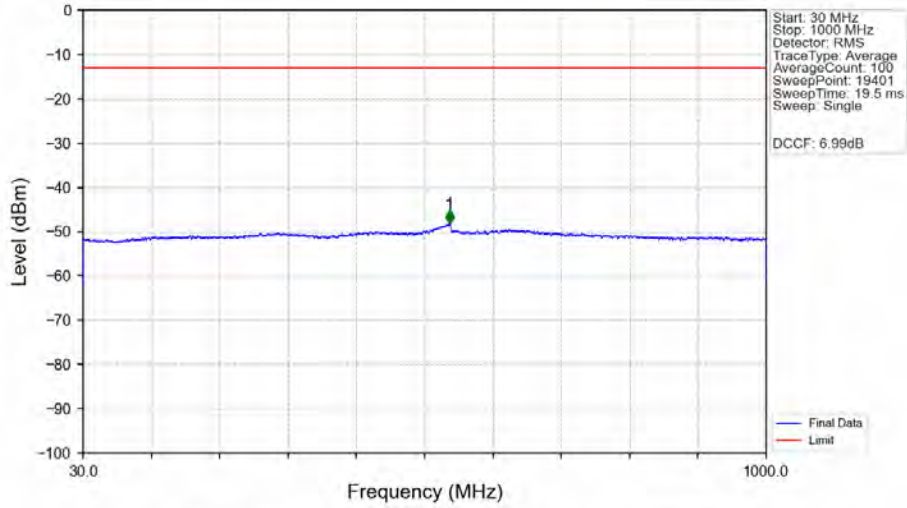
Start (MHz)	Stop (MHz)	RBW (MHz)	Method	Marker No.	Freq (MHz)	Level (dBm)	Limit (dBm)	Result
1000	3445.01	1	/	1	3444.900	-44.41	-13	Pass
3445.01	3465.01	1	/	/	/	/	/	/
3465.01	35500	1	/	2	3465.600	-42.89	-13	Pass

n78e\_30kHz\_SISO\_NTNV\_10MHz\_DFT-s-OFDM\_QPSK\_3455.01MHz\_Outer\_Full\_Ant10



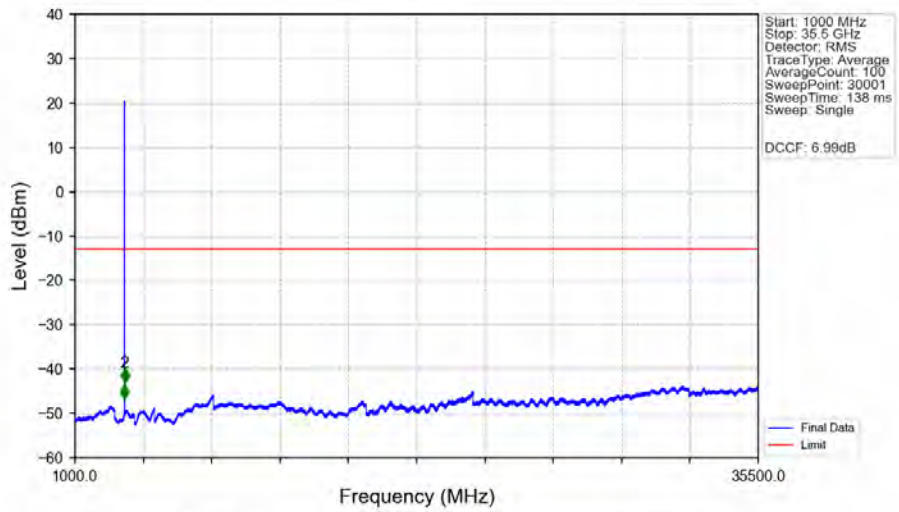
Start (MHz)	Stop (MHz)	RBW (MHz)	Method	Marker No.	Freq (MHz)	Level (dBm)	Limit (dBm)	Result
3445.01	3445.01	0.5	/	1	3445.010	-53.54	-13	Pass
3445.01	3449.01	0.5	CHP	2	3448.746	-38.62	-13	Pass
3449.01	3450.01	0.09424	CHP	3	3450.006	-40.58	-13	Pass
3450.01	3460.01	0.09424	CHP	/	/	/	/	/
3460.01	3461.01	0.09424	CHP	4	3460.014	-42.07	-13	Pass
3461.01	3465.01	0.5	CHP	5	3461.274	-38.41	-13	Pass

n78e\_30kHz\_SISO\_NTNV\_10MHz\_DFT-s-OFDM\_QPSK\_3500.01MHz\_Edge\_1RB\_Left\_Ant10



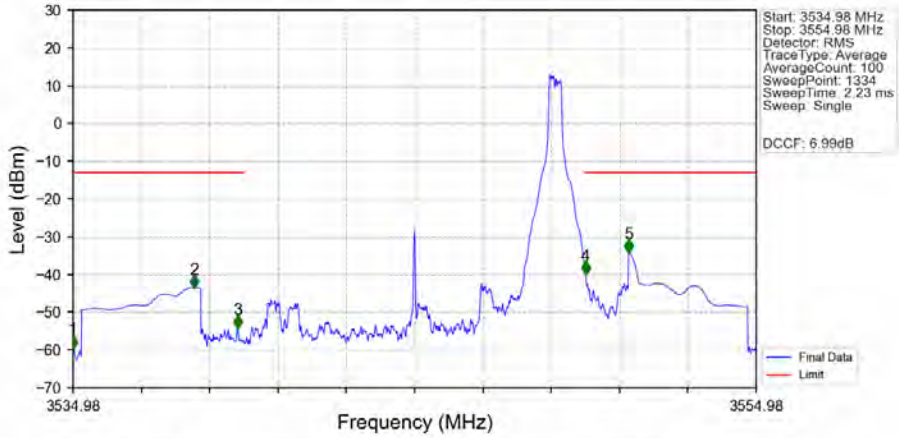
Start (MHz)	Stop (MHz)	RBW (MHz)	Method	Marker No.	Freq (MHz)	Level (dBm)	Limit (dBm)	Result
30	1000	1	CHP	1	550.600	-48.25	-13	Pass

n78e\_30kHz\_SISO\_NTNV\_10MHz\_DFT-s-OFDM\_QPSK\_3500.01MHz\_Edge\_1RB\_Left\_Ant10



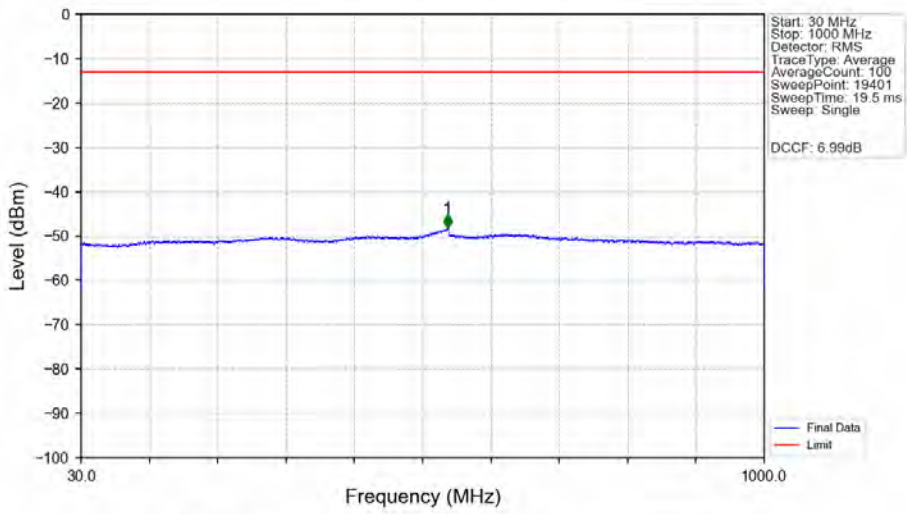
Start (MHz)	Stop (MHz)	RBW (MHz)	Method	Marker No.	Freq (MHz)	Level (dBm)	Limit (dBm)	Result
1000	3490.01	1	/	1	3488.600	-46.72	-13	Pass
3490.01	3510.01	1	/	/	/	/	/	/
3510.01	35500	1	/	2	3510.450	-43.09	-13	Pass

n78e 30kHz SISO\_NTVN\_10MHz DFT-s-OFDM QPSK 3544.98MHz Edge\_1RB Right Ant10



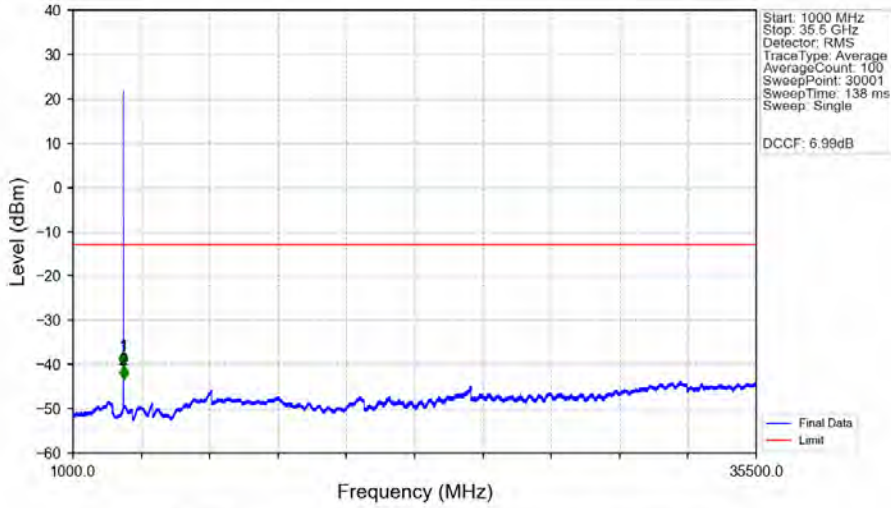
Start (MHz)	Stop (MHz)	RBW (MHz)	Method	Marker No.	Freq (MHz)	Level (dBm)	Limit (dBm)	Result
3534.98	3534.98	0.5	/	1	3534.980	-59.35	-13	Pass
3534.98	3538.98	0.5	CHP	2	3538.536	-43.36	-13	Pass
3538.98	3539.98	0.03	/	3	3539.796	-54.10	-13	Pass
3539.98	3549.98	0.03	/	/	/	/	/	/
3549.98	3550.98	0.03	/	4	3549.984	-39.73	-13	Pass
3550.98	3554.98	0.5	CHP	5	3551.244	-33.97	-13	Pass

n78e 30kHz SISO\_NTVN\_10MHz DFT-s-OFDM QPSK 3544.98MHz Edge\_1RB Right Ant10



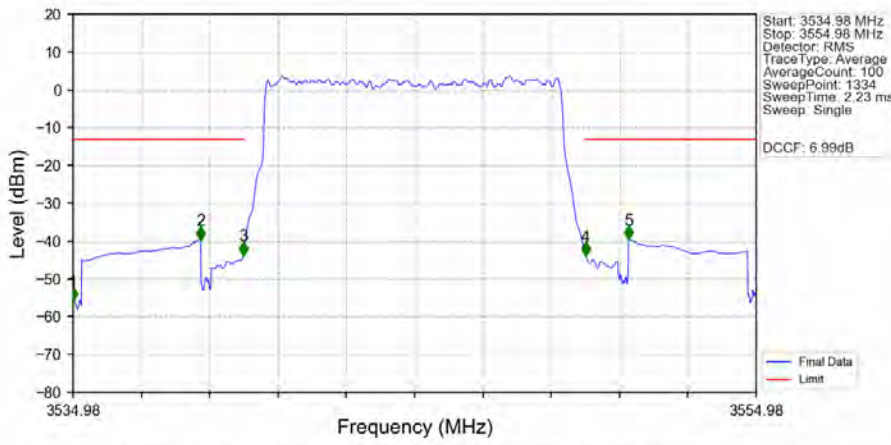
Start (MHz)	Stop (MHz)	RBW (MHz)	Method	Marker No.	Freq (MHz)	Level (dBm)	Limit (dBm)	Result
30	1000	1	CHP	1	550.450	-48.23	-13	Pass

n78e\_30kHz\_SISO\_NTNV\_10MHz\_DFT-s-OFDM\_QPSK\_3544.98MHz\_Edge\_1RB\_Right\_Ant10



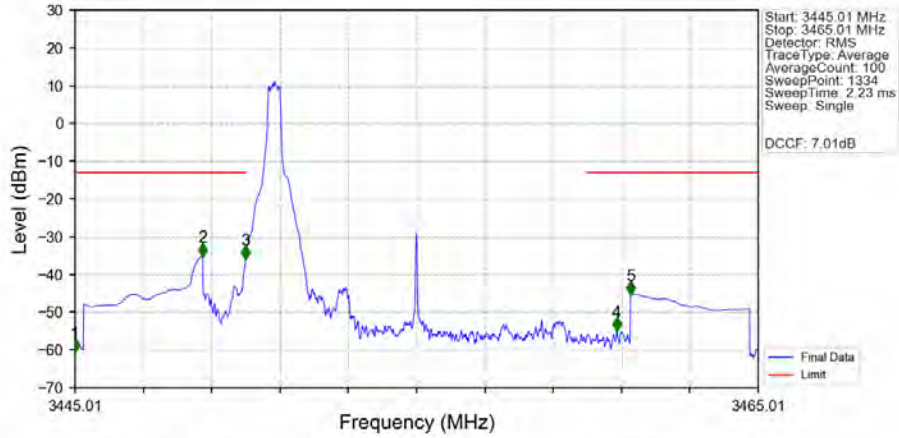
Start (MHz)	Stop (MHz)	RBW (MHz)	Method	Marker No.	Freq (MHz)	Level (dBm)	Limit (dBm)	Result
1000	3534.98	1	/	1	3533.450	-40.32	-13	Pass
3534.98	3554.98	1	/	/	/	/	/	/
3554.98	35500	1	/	2	3555.300	-43.44	-13	Pass

n78e\_30kHz\_SISO\_NTNV\_10MHz\_DFT-s-OFDM\_QPSK\_3544.98MHz\_Outer\_Full\_Ant10



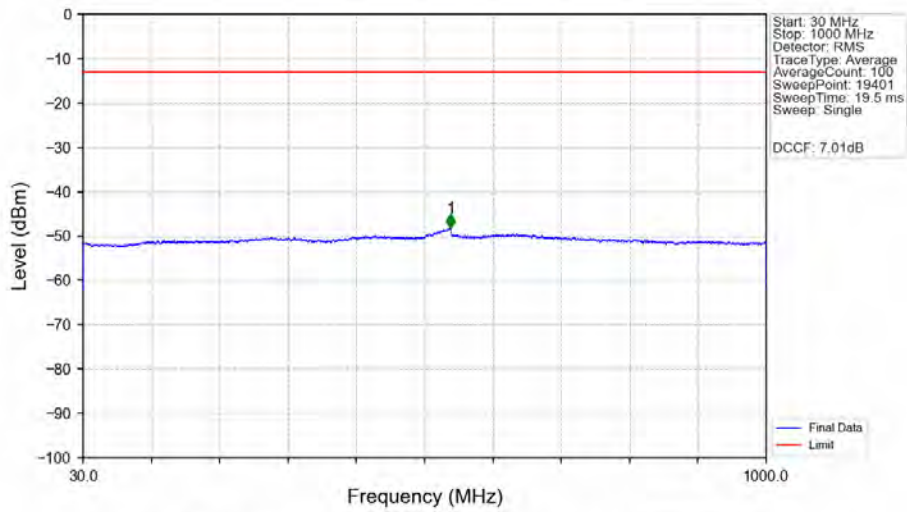
Start (MHz)	Stop (MHz)	RBW (MHz)	Method	Marker No.	Freq (MHz)	Level (dBm)	Limit (dBm)	Result
3534.98	3534.98	0.5	/	1	3534.980	-55.54	-13	Pass
3534.98	3538.98	0.5	CHP	2	3538.716	-39.38	-13	Pass
3538.98	3539.98	0.09374	CHP	3	3539.976	-43.45	-13	Pass
3539.98	3549.98	0.09374	CHP	/	/	/	/	/
3549.98	3550.98	0.09374	CHP	4	3549.984	-43.54	-13	Pass
3550.98	3554.98	0.5	CHP	5	3551.244	-39.28	-13	Pass

n78e\_30kHz\_SISO\_NTNV\_10MHz\_CP-OFDM\_QPSK\_3455.01MHz\_Edge\_1RB\_Left\_Ant10



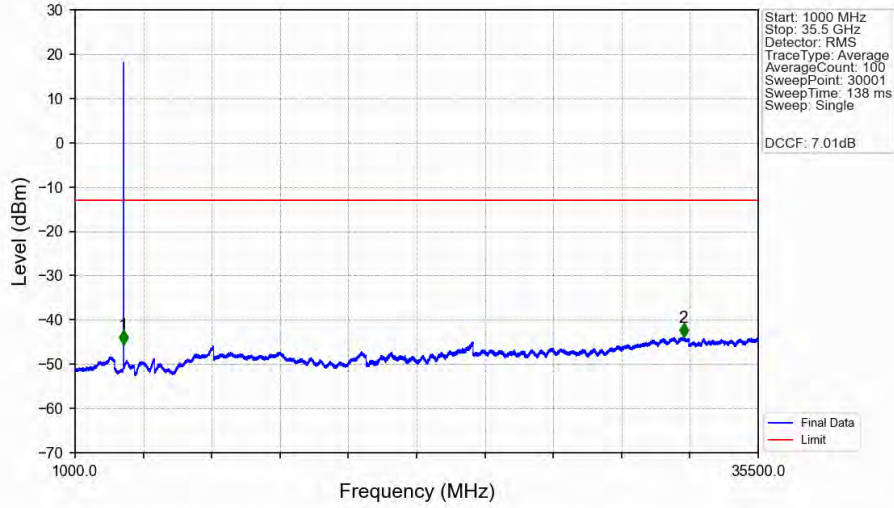
Start (MHz)	Stop (MHz)	RBW (MHz)	Method	Marker No.	Freq (MHz)	Level (dBm)	Limit (dBm)	Result
3445.01	3445.01	0.5	/	1	3445.010	-60.34	-13	Pass
3445.01	3449.01	0.5	CHP	2	3448.746	-34.97	-13	Pass
3449.01	3450.01	0.03	/	3	3450.006	-35.79	-13	Pass
3450.01	3460.01	0.03	/	/	/	/	/	/
3460.01	3461.01	0.03	/	4	3460.869	-54.79	-13	Pass
3461.01	3465.01	0.5	CHP	5	3461.274	-45.13	-13	Pass

n78e\_30kHz\_SISO\_NTNV\_10MHz\_CP-OFDM\_QPSK\_3455.01MHz\_Edge\_1RB\_Left\_Ant10



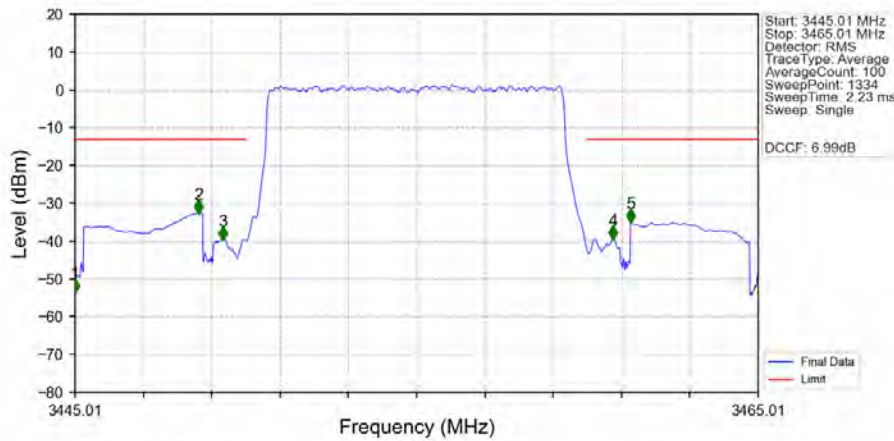
Start (MHz)	Stop (MHz)	RBW (MHz)	Method	Marker No.	Freq (MHz)	Level (dBm)	Limit (dBm)	Result
30	1000	1	CHP	1	551.950	-48.26	-13	Pass

n78e\_30kHz\_SISO\_NTNV\_10MHz\_CP-OFDM\_QPSK\_3455.01MHz\_Edge\_1RB\_Left\_Ant10



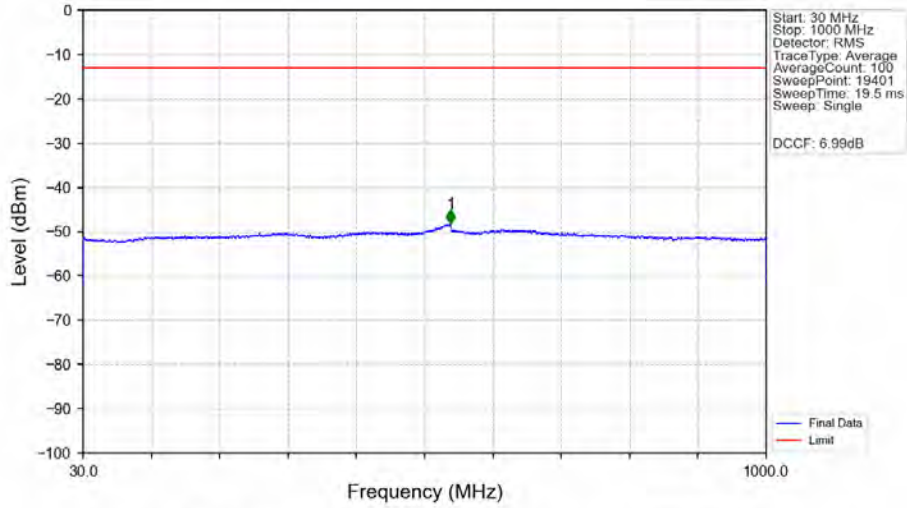
Start (MHz)	Stop (MHz)	RBW (MHz)	Method	Marker No.	Freq (MHz)	Level (dBm)	Limit (dBm)	Result
1000	3445.01	1	/	1	3444.900	-45.54	-13	Pass
3445.01	3465.01	1	/	/	/	/	/	/
3465.01	35500	1	/	2	31734.900	-43.92	-13	Pass

n78e\_30kHz\_SISO\_NTNV\_10MHz\_CP-OFDM\_QPSK\_3455.01MHz\_Outer\_Full\_Ant10



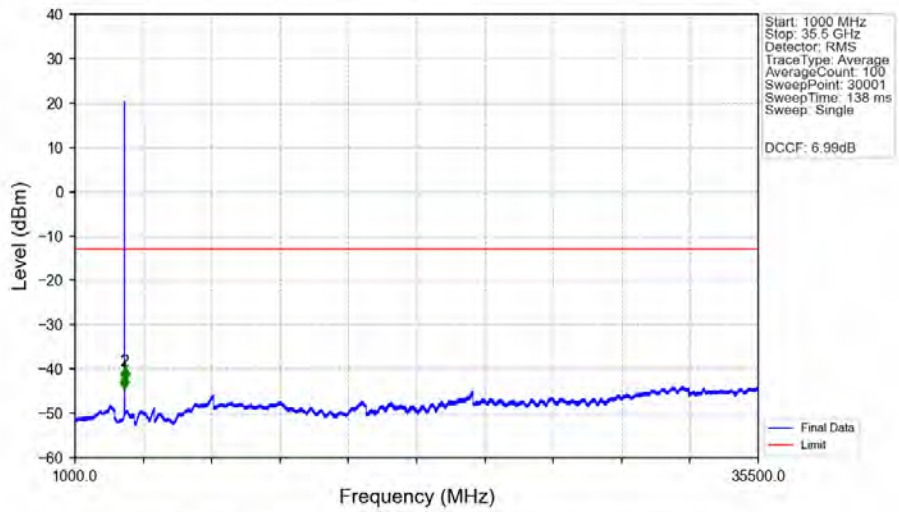
Start (MHz)	Stop (MHz)	RBW (MHz)	Method	Marker No.	Freq (MHz)	Level (dBm)	Limit (dBm)	Result
3445.01	3445.01	0.5	/	1	3445.010	-53.31	-13	Pass
3445.01	3449.01	0.5	CHP	2	3448.626	-32.50	-13	Pass
3449.01	3450.01	0.09391	CHP	3	3449.331	-39.47	-13	Pass
3450.01	3460.01	0.09391	CHP	/	/	/	/	/
3460.01	3461.01	0.09391	CHP	4	3460.764	-39.31	-13	Pass
3461.01	3465.01	0.5	CHP	5	3461.274	-34.88	-13	Pass

n78e\_30kHz\_SISO\_NTNV\_10MHz\_CP-OFDM\_QPSK\_3500.01MHz\_Edge\_1RB\_Left\_Ant10



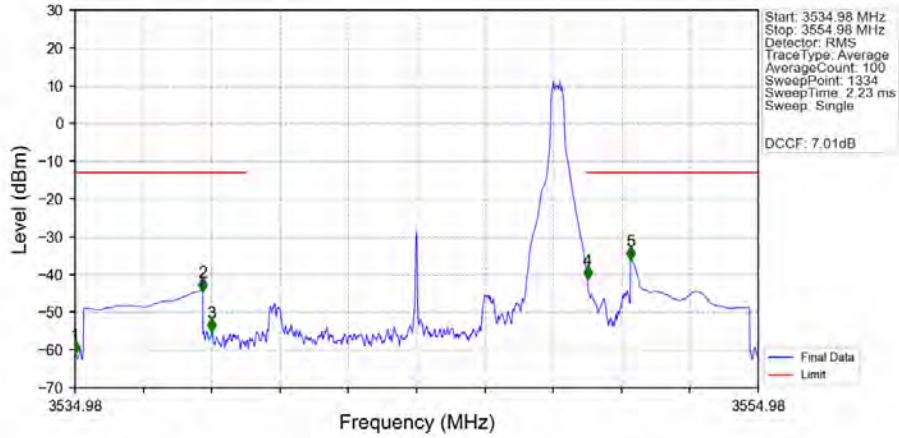
Start (MHz)	Stop (MHz)	RBW (MHz)	Method	Marker No.	Freq (MHz)	Level (dBm)	Limit (dBm)	Result
30	1000	1	CHP	1	551.900	-48.24	-13	Pass

n78e\_30kHz\_SISO\_NTNV\_10MHz\_CP-OFDM\_QPSK\_3500.01MHz\_Edge\_1RB\_Left\_Ant10



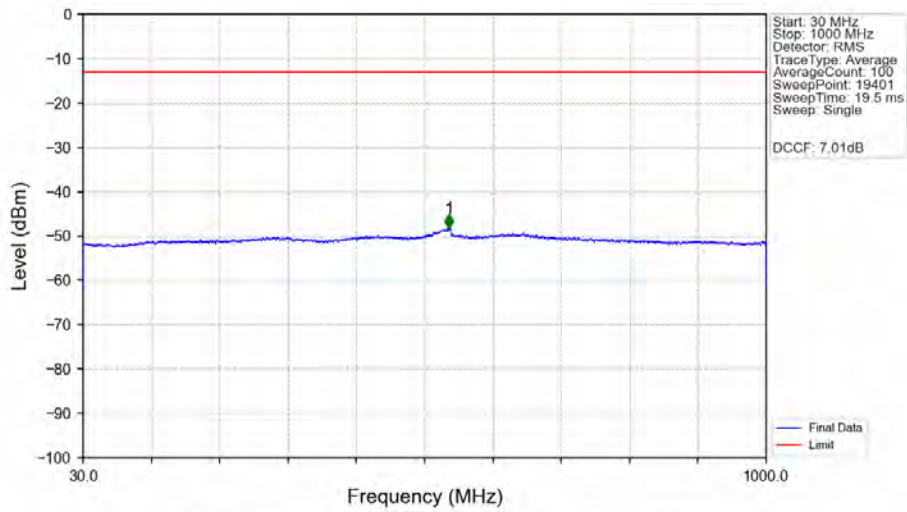
Start (MHz)	Stop (MHz)	RBW (MHz)	Method	Marker No.	Freq (MHz)	Level (dBm)	Limit (dBm)	Result
1000	3490.01	1	/	1	3489.750	-44.43	-13	Pass
3490.01	3510.01	1	/	/	/	/	/	/
3510.01	35500	1	/	2	3510.450	-42.72	-13	Pass

n78e 30kHz SISO NTV 10MHz CP-OFDM QPSK 3544.98MHz Edge 1RB Right Ant10



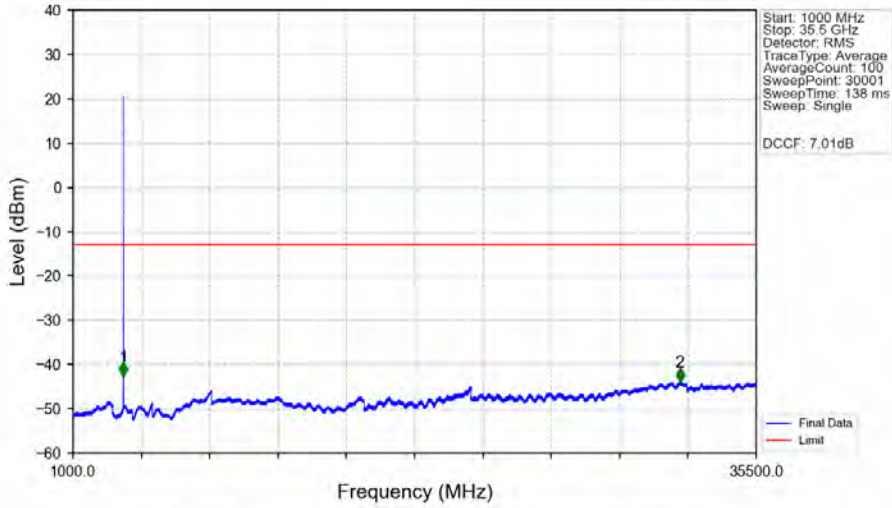
Start (MHz)	Stop (MHz)	RBW (MHz)	Method	Marker No.	Freq (MHz)	Level (dBm)	Limit (dBm)	Result
3534.98	3534.98	0.5	/	1	3534.980	-60.67	-13	Pass
3534.98	3538.98	0.5	CHP	2	3538.716	-44.30	-13	Pass
3538.98	3539.98	0.03	/	3	3538.986	-54.93	-13	Pass
3539.98	3549.98	0.03	/	/	/	/	/	/
3549.98	3550.98	0.03	/	4	3549.984	-41.04	-13	Pass
3550.98	3554.98	0.5	CHP	5	3551.244	-35.89	-13	Pass

n78e 30kHz SISO NTV 10MHz CP-OFDM QPSK 3544.98MHz Edge 1RB Right Ant10



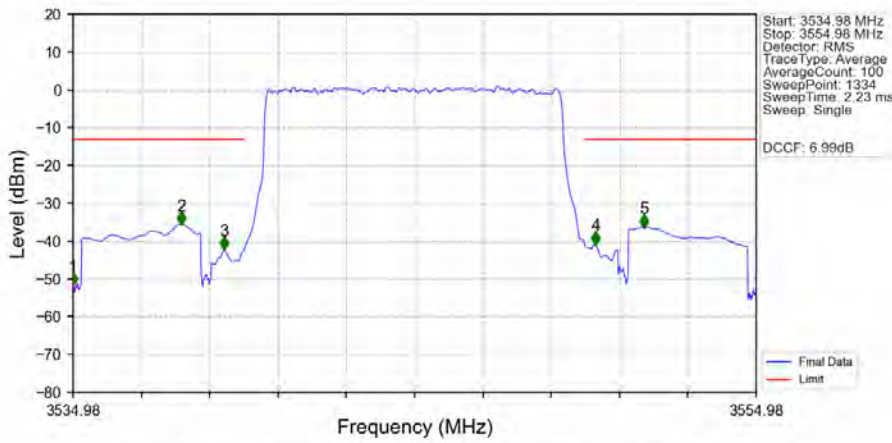
Start (MHz)	Stop (MHz)	RBW (MHz)	Method	Marker No.	Freq (MHz)	Level (dBm)	Limit (dBm)	Result
30	1000	1	CHP	1	549.700	-48.19	-13	Pass

n78e\_30kHz\_SISO\_NTNV\_10MHz\_CP-OFDM\_QPSK\_3544.98MHz\_Edge\_1RB\_Right\_Ant10



Start (MHz)	Stop (MHz)	RBW (MHz)	Method	Marker No.	Freq (MHz)	Level (dBm)	Limit (dBm)	Result
1000	3534.98	1	/	1	3534.600	-42.66	-13	Pass
3534.98	3554.98	1	/	/	/	/	/	/
3554.98	35500	1	/	2	31646.350	-43.84	-13	Pass

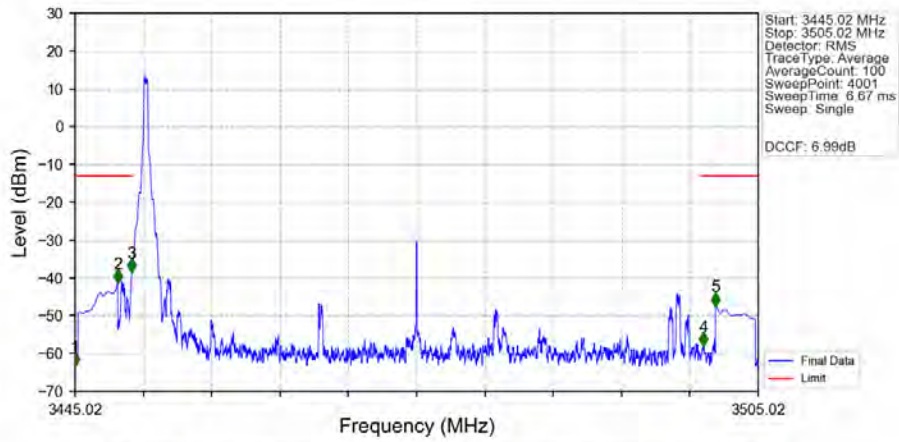
n78e\_30kHz\_SISO\_NTNV\_10MHz\_CP-OFDM\_QPSK\_3544.98MHz\_Outer\_Full\_Ant10



Start (MHz)	Stop (MHz)	RBW (MHz)	Method	Marker No.	Freq (MHz)	Level (dBm)	Limit (dBm)	Result
3534.98	3534.98	0.5	/	1	3534.980	-51.48	-13	Pass
3534.98	3538.98	0.5	CHP	2	3538.146	-35.47	-13	Pass
3538.98	3539.98	0.09448	CHP	3	3539.406	-42.12	-13	Pass
3539.98	3549.98	0.09448	CHP	/	/	/	/	/
3549.98	3550.98	0.09448	CHP	4	3550.284	-40.72	-13	Pass
3550.98	3554.98	0.5	CHP	5	3551.694	-36.21	-13	Pass

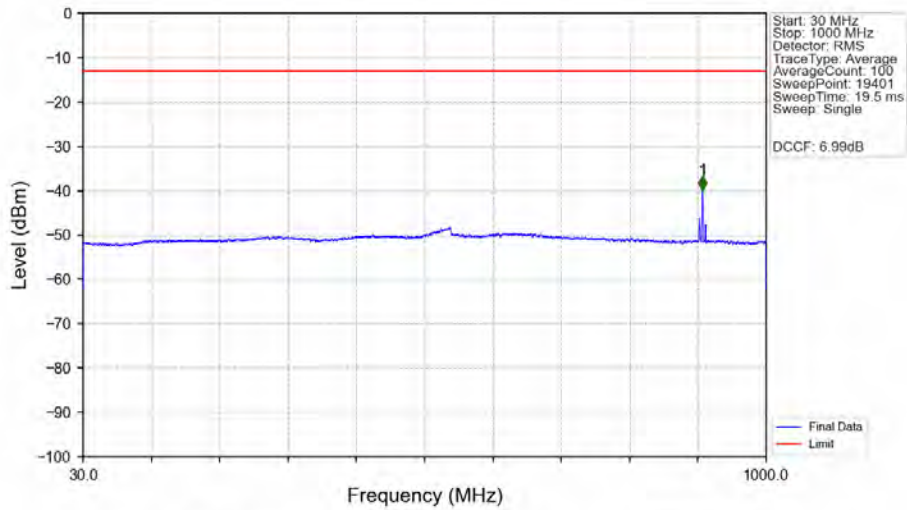
### 5.2.2 30k\_SISO\_50MHz\_NTNV

n78e 30kHz SISO NTN 50MHz DFT-s-OFDM PI/2 BPSK 3475.02MHz Edge 1RB Left Ant10



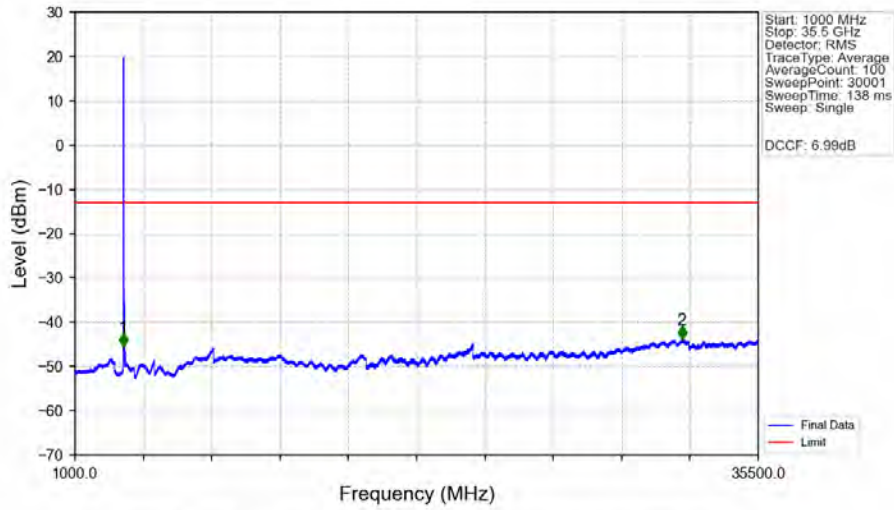
Start (MHz)	Stop (MHz)	RBW (MHz)	Method	Marker No.	Freq (MHz)	Level (dBm)	Limit (dBm)	Result
3445.02	3445.02	0.5	/	1	3445.020	-63.14	-13	Pass
3445.02	3449.02	0.5	CHP	2	3448.770	-41.08	-13	Pass
3449.02	3450.02	0.03	/	3	3450.015	-38.23	-13	Pass
3450.02	3500.02	0.03	/	/	/	/	/	/
3500.02	3501.02	0.03	/	4	3500.220	-57.69	-13	Pass
3501.02	3505.02	0.5	CHP	5	3501.270	-47.12	-13	Pass

n78e 30kHz SISO NTN 50MHz DFT-s-OFDM PI/2 BPSK 3475.02MHz Edge 1RB Left Ant10



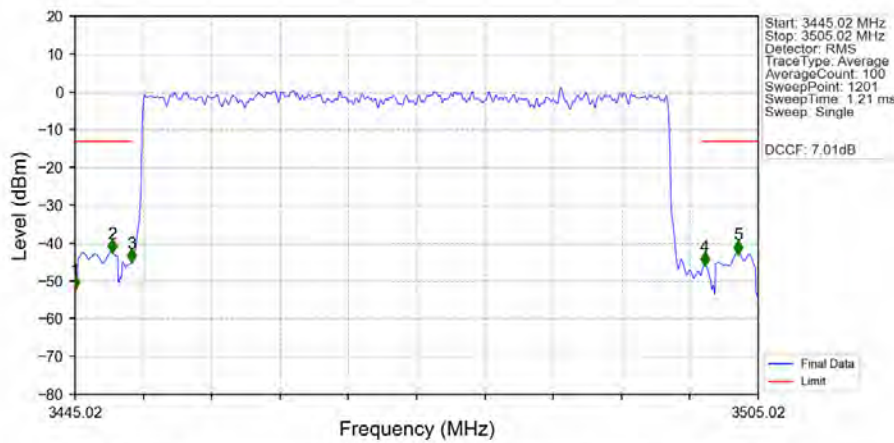
Start (MHz)	Stop (MHz)	RBW (MHz)	Method	Marker No.	Freq (MHz)	Level (dBm)	Limit (dBm)	Result
30	1000	1	CHP	1	909.700	-39.81	-13	Pass

n78e\_30kHz\_SISO\_NTNV\_50MHz\_DFT-s-OFDM\_PI/2\_BPSK\_3475.02MHz\_Edge\_1RB\_Left\_Ant10



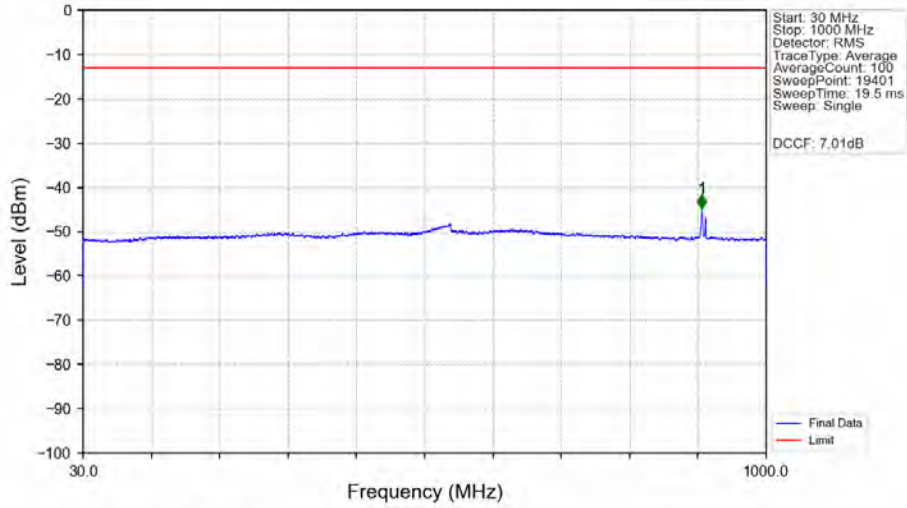
Start (MHz)	Stop (MHz)	RBW (MHz)	Method	Marker No.	Freq (MHz)	Level (dBm)	Limit (dBm)	Result
1000	3445.02	1	/	1	3426.500	-45.59	-13	Pass
3445.02	3505.02	1	/	/	/	/	/	/
3505.02	35500	1	/	2	31649.800	-43.90	-13	Pass

n78e\_30kHz\_SISO\_NTNV\_50MHz\_DFT-s-OFDM\_PI/2\_BPSK\_3475.02MHz\_Outer\_Full\_Ant10



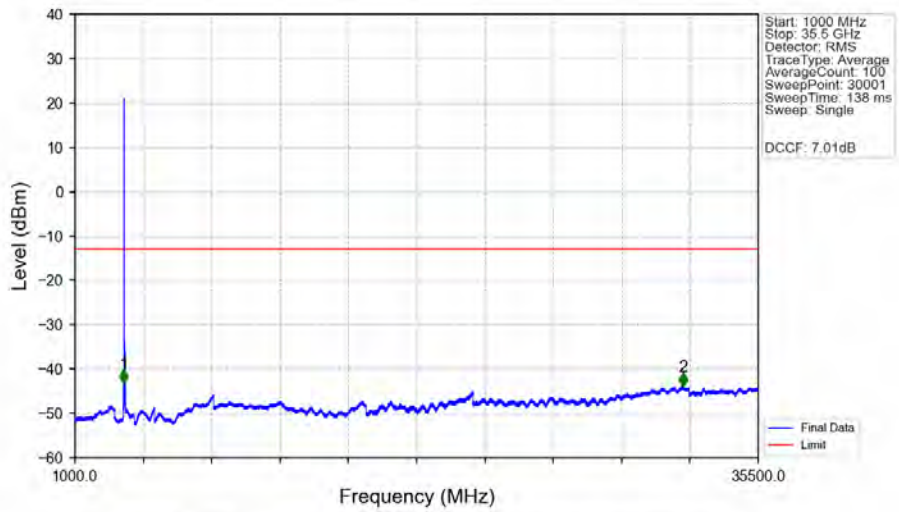
Start (MHz)	Stop (MHz)	RBW (MHz)	Method	Marker No.	Freq (MHz)	Level (dBm)	Limit (dBm)	Result
3445.02	3445.02	0.5	/	1	3445.020	-51.88	-13	Pass
3445.02	3449.02	0.5	CHP	2	3448.270	-42.31	-13	Pass
3449.02	3450.02	0.2	CHP	3	3449.970	-44.90	-13	Pass
3450.02	3500.02	0.2	CHP	/	/	/	/	/
3500.02	3501.02	0.2	CHP	4	3500.320	-45.75	-13	Pass
3501.02	3505.02	0.5	CHP	5	3503.270	-42.59	-13	Pass

n78e\_30kHz\_SISO\_NTNV\_50MHz\_DFT-s-OFDM\_PI/2\_BPSK\_3500.01MHz\_Edge\_1RB\_Left\_Ant10



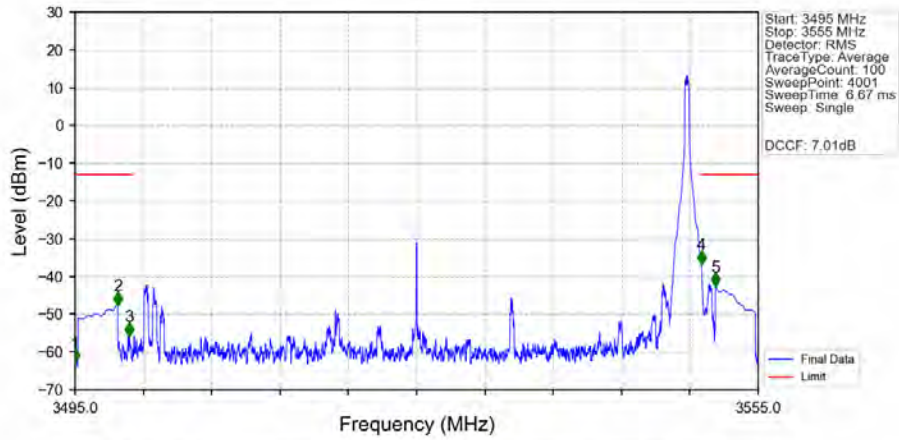
Start (MHz)	Stop (MHz)	RBW (MHz)	Method	Marker No.	Freq (MHz)	Level (dBm)	Limit (dBm)	Result
30	1000	1	CHP	1	908.800	-44.82	-13	Pass

n78e\_30kHz\_SISO\_NTNV\_50MHz\_DFT-s-OFDM\_PI/2\_BPSK\_3500.01MHz\_Edge\_1RB\_Left\_Ant10



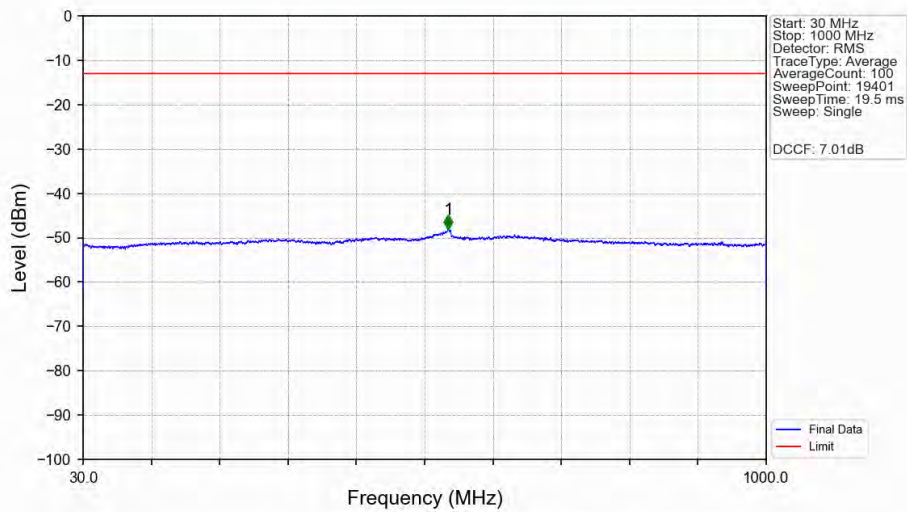
Start (MHz)	Stop (MHz)	RBW (MHz)	Method	Marker No.	Freq (MHz)	Level (dBm)	Limit (dBm)	Result
1000	3470.01	1	/	1	3451.800	-43.22	-13	Pass
3470.01	3530.01	1	/	/	/	/	/	/
3530.01	35500	1	/	2	31696.950	-43.86	-13	Pass

n78e\_30kHz\_SISO\_NTNV\_50MHz\_DFT-s-OFDM\_PI/2\_BPSK\_3525MHz\_Edge\_1RB\_Right\_Ant10



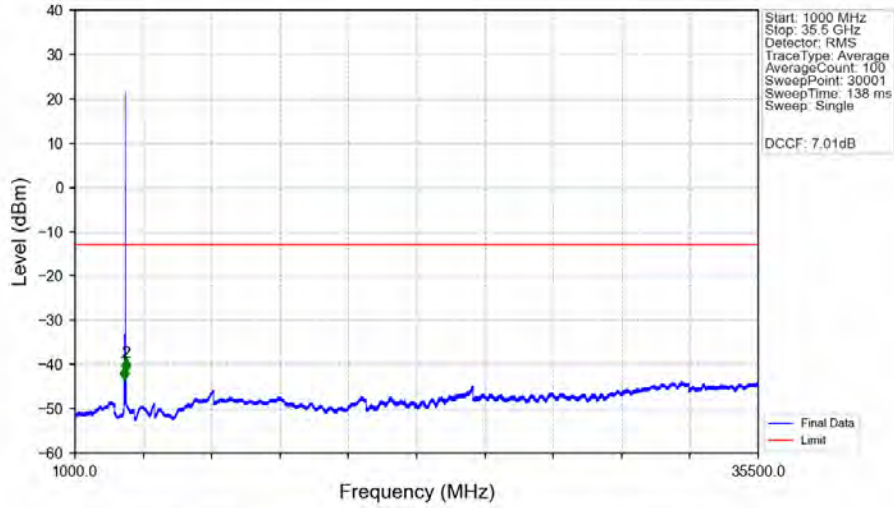
Start (MHz)	Stop (MHz)	RBW (MHz)	Method	Marker No.	Freq (MHz)	Level (dBm)	Limit (dBm)	Result
3495	3495	0.5	/	1	3495.000	-62.47	-13	Pass
3495	3499	0.5	CHP	2	3498.750	-47.38	-13	Pass
3499	3500	0.03	/	3	3499.785	-55.46	-13	Pass
3500	3550	0.03	/	/	/	/	/	/
3550	3551	0.03	/	4	3550.005	-36.49	-13	Pass
3551	3555	0.5	CHP	5	3551.250	-42.28	-13	Pass

n78e\_30kHz\_SISO\_NTNV\_50MHz\_DFT-s-OFDM\_PI/2\_BPSK\_3525MHz\_Edge\_1RB\_Right\_Ant10



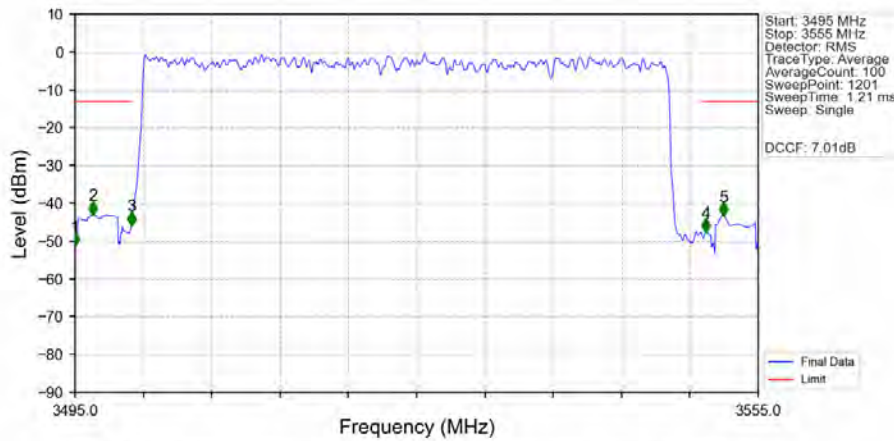
Start (MHz)	Stop (MHz)	RBW (MHz)	Method	Marker No.	Freq (MHz)	Level (dBm)	Limit (dBm)	Result
30	1000	1	CHP	1	548.700	-48.02	-13	Pass

n78e\_30kHz\_SISO\_NTNV\_50MHz\_DFT-s-OFDM\_PI/2\_BPSK\_3525MHz\_Edge\_1RB\_Right\_Ant10



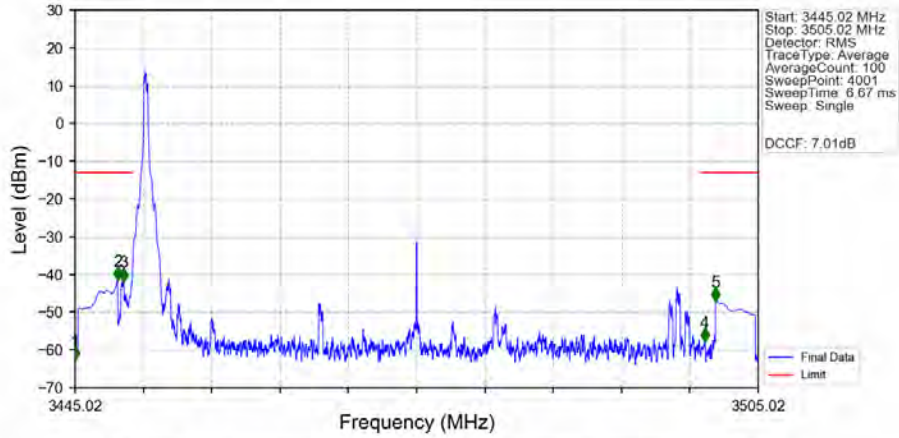
Start (MHz)	Stop (MHz)	RBW (MHz)	Method	Marker No.	Freq (MHz)	Level (dBm)	Limit (dBm)	Result
1000	3495	1	/	1	3489.750	-43.57	-13	Pass
3495	3555	1	/	/	/	/	/	/
3555	35500	1	/	2	3572.550	-41.65	-13	Pass

n78e\_30kHz\_SISO\_NTNV\_50MHz\_DFT-s-OFDM\_PI/2\_BPSK\_3525MHz\_Outer\_Full\_Ant10



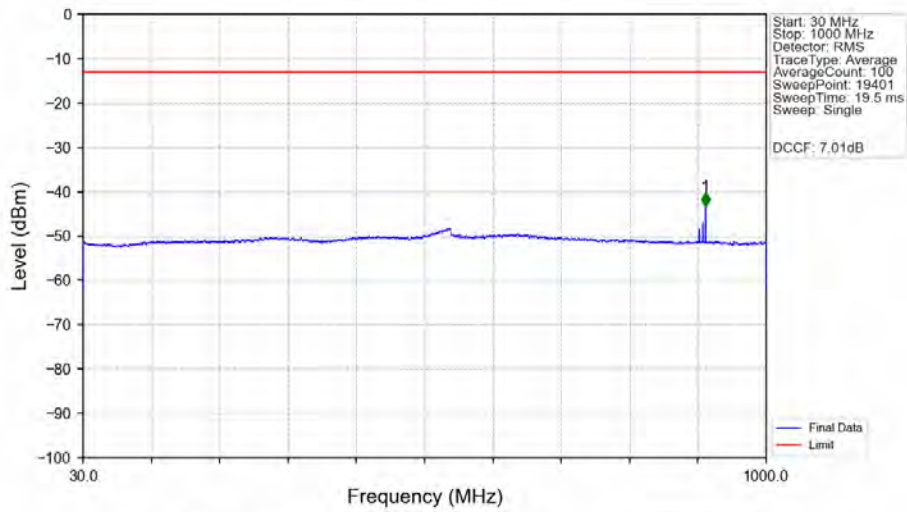
Start (MHz)	Stop (MHz)	RBW (MHz)	Method	Marker No.	Freq (MHz)	Level (dBm)	Limit (dBm)	Result
3495	3495	0.5	/	1	3495.000	-51.06	-13	Pass
3495	3499	0.5	CHP	2	3496.550	-42.78	-13	Pass
3499	3500	0.2	CHP	3	3499.950	-45.56	-13	Pass
3500	3550	0.2	CHP	/	/	/	/	/
3550	3551	0.2	CHP	4	3550.400	-47.32	-13	Pass
3551	3555	0.5	CHP	5	3551.950	-43.08	-13	Pass

n78e\_30kHz\_SISO\_NTNV\_50MHz\_DFT-s-OFDM\_QPSK\_3475.02MHz\_Edge\_1RB\_Left\_Ant10



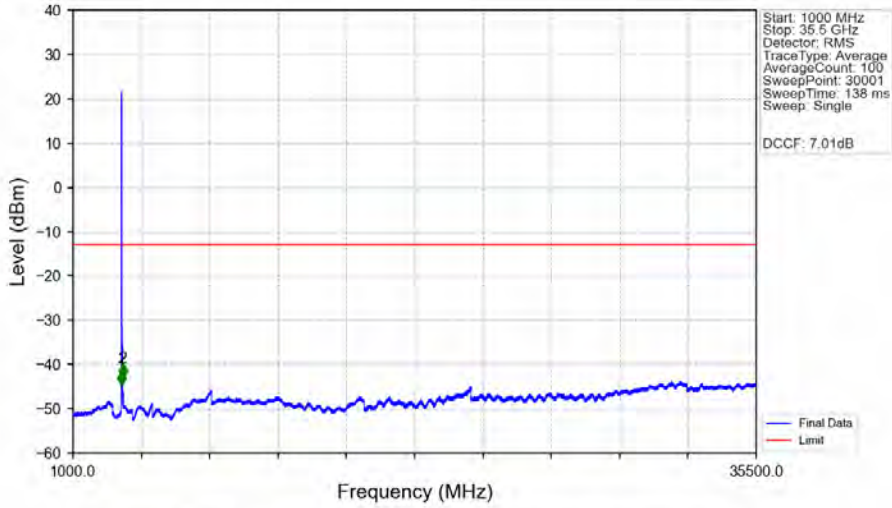
Start (MHz)	Stop (MHz)	RBW (MHz)	Method	Marker No.	Freq (MHz)	Level (dBm)	Limit (dBm)	Result
3445.02	3445.02	0.5	/	1	3445.020	-62.44	-13	Pass
3445.02	3449.02	0.5	CHP	2	3448.770	-41.25	-13	Pass
3449.02	3450.02	0.03	/	3	3449.295	-41.59	-13	Pass
3450.02	3500.02	0.03	/	/	/	/	/	/
3500.02	3501.02	0.03	/	4	3500.340	-57.50	-13	Pass
3501.02	3505.02	0.5	CHP	5	3501.270	-46.84	-13	Pass

n78e\_30kHz\_SISO\_NTNV\_50MHz\_DFT-s-OFDM\_QPSK\_3475.02MHz\_Edge\_1RB\_Left\_Ant10



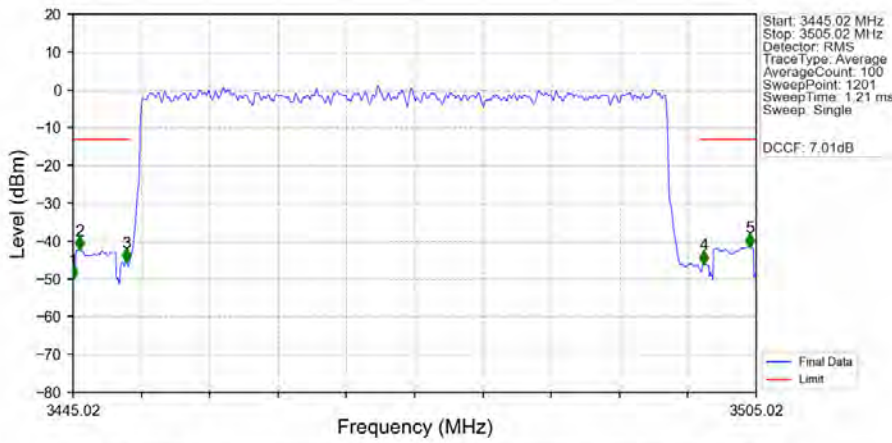
Start (MHz)	Stop (MHz)	RBW (MHz)	Method	Marker No.	Freq (MHz)	Level (dBm)	Limit (dBm)	Result
30	1000	1	CHP	1	913.650	-43.34	-13	Pass

n78e\_30kHz\_SISO\_NTNV\_50MHz\_DFT-s-OFDM\_QPSK\_3475.02MHz\_Edge\_1RB\_Left\_Ant10



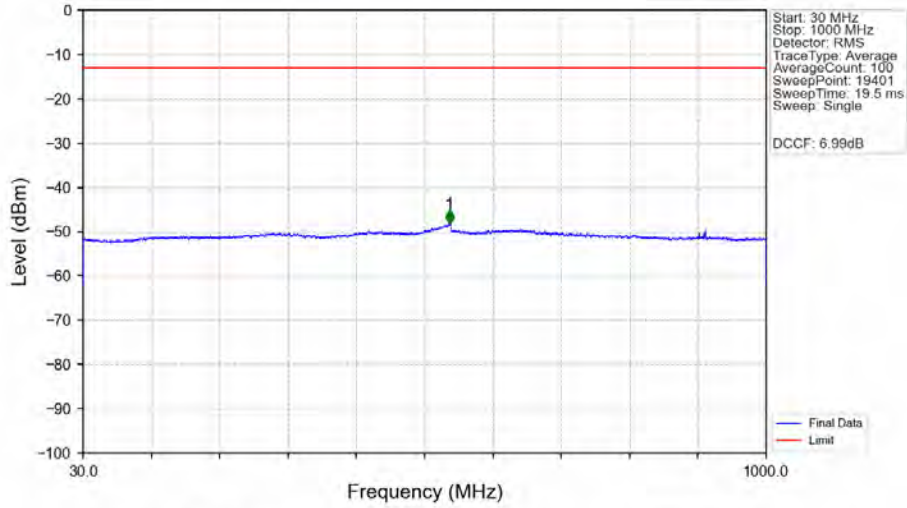
Start (MHz)	Stop (MHz)	RBW (MHz)	Method	Marker No.	Freq (MHz)	Level (dBm)	Limit (dBm)	Result
1000	3445.02	1	/	1	3427.650	-44.72	-13	Pass
3445.02	3505.02	1	/	/	/	/	/	/
3505.02	35500	1	/	2	3509.300	-43.04	-13	Pass

n78e\_30kHz\_SISO\_NTNV\_50MHz\_DFT-s-OFDM\_QPSK\_3475.02MHz\_Outer\_Full\_Ant10



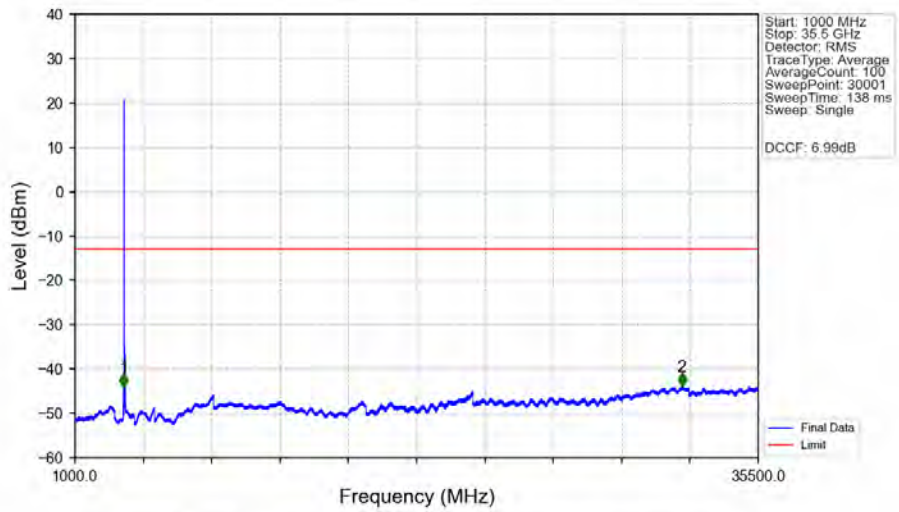
Start (MHz)	Stop (MHz)	RBW (MHz)	Method	Marker No.	Freq (MHz)	Level (dBm)	Limit (dBm)	Result
3445.02	3445.02	0.5	/	1	3445.020	-49.72	-13	Pass
3445.02	3449.02	0.5	CHP	2	3445.570	-42.08	-13	Pass
3449.02	3450.02	0.2	CHP	3	3449.670	-45.26	-13	Pass
3450.02	3500.02	0.2	CHP	/	/	/	/	/
3500.02	3501.02	0.2	CHP	4	3500.420	-45.79	-13	Pass
3501.02	3505.02	0.5	CHP	5	3504.420	-41.36	-13	Pass

n78e\_30kHz\_SISO\_NTNV\_50MHz\_DFT-s-OFDM\_QPSK\_3500.01MHz\_Edge\_1RB\_Left\_Ant10



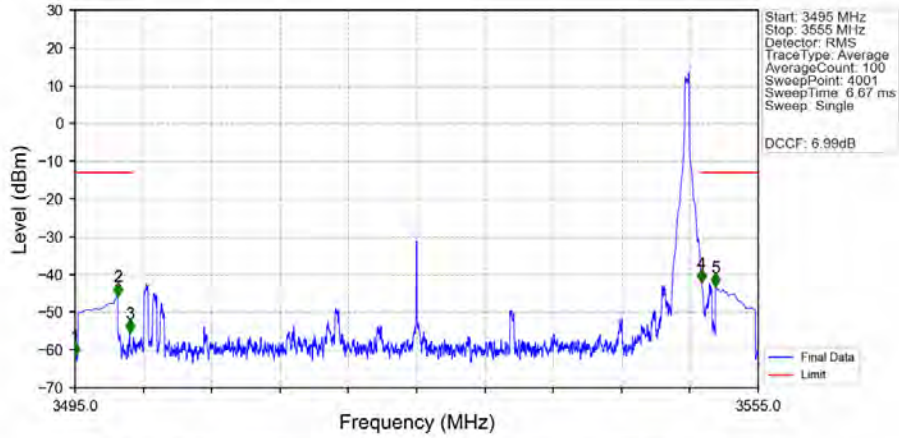
Start (MHz)	Stop (MHz)	RBW (MHz)	Method	Marker No.	Freq (MHz)	Level (dBm)	Limit (dBm)	Result
30	1000	1	CHP	1	550.100	-48.15	-13	Pass

n78e\_30kHz\_SISO\_NTNV\_50MHz\_DFT-s-OFDM\_QPSK\_3500.01MHz\_Edge\_1RB\_Left\_Ant10



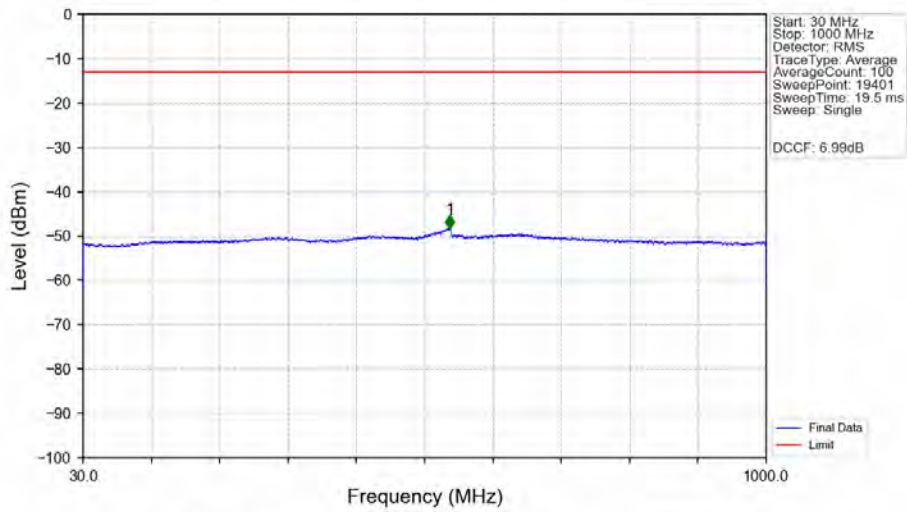
Start (MHz)	Stop (MHz)	RBW (MHz)	Method	Marker No.	Freq (MHz)	Level (dBm)	Limit (dBm)	Result
1000	3470.01	1	/	1	3451.800	-44.02	-13	Pass
3470.01	3530.01	1	/	/	/	/	/	/
3530.01	35500	1	/	2	31649.800	-43.83	-13	Pass

n78e 30kHz SISO NTV 50MHz DFT-s-OFDM QPSK 3525MHz Edge 1RB Right Ant10



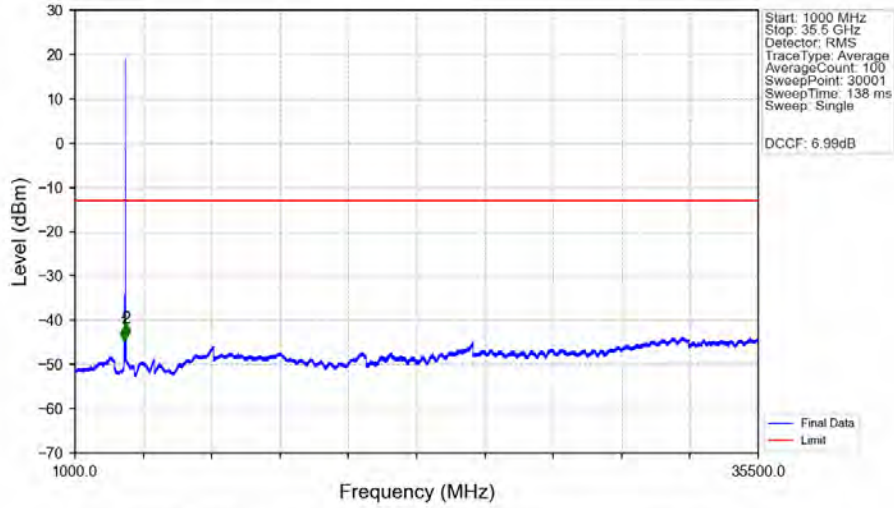
Start (MHz)	Stop (MHz)	RBW (MHz)	Method	Marker No.	Freq (MHz)	Level (dBm)	Limit (dBm)	Result
3495	3495	0.5	/	1	3495.000	-61.28	-13	Pass
3495	3499	0.5	CHP	2	3498.750	-45.43	-13	Pass
3499	3500	0.03	/	3	3499.800	-55.18	-13	Pass
3500	3550	0.03	/	/	/	/	/	/
3550	3551	0.03	/	4	3550.005	-41.85	-13	Pass
3551	3555	0.5	CHP	5	3551.250	-42.94	-13	Pass

n78e 30kHz SISO NTV 50MHz DFT-s-OFDM QPSK 3525MHz Edge 1RB Right Ant10



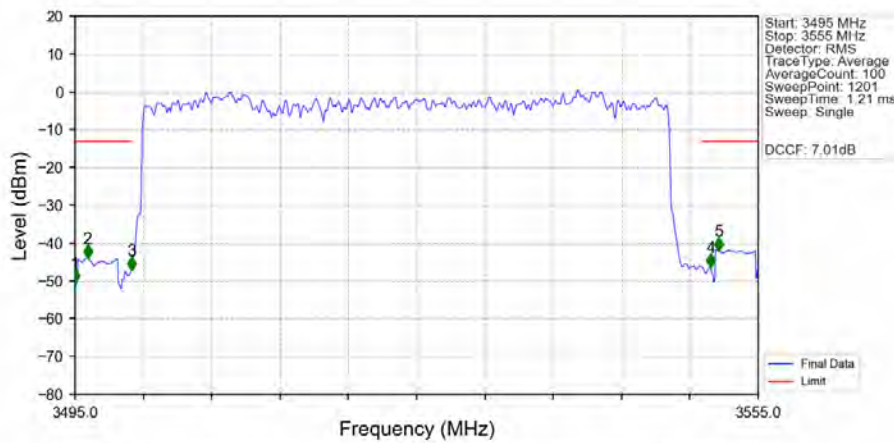
Start (MHz)	Stop (MHz)	RBW (MHz)	Method	Marker No.	Freq (MHz)	Level (dBm)	Limit (dBm)	Result
30	1000	1	CHP	1	550.950	-48.36	-13	Pass

n78e\_30kHz\_SISO\_NTNV\_50MHz\_DFT-s-OFDM\_QPSK\_3525MHz\_Edge\_1RB\_Right\_Ant10



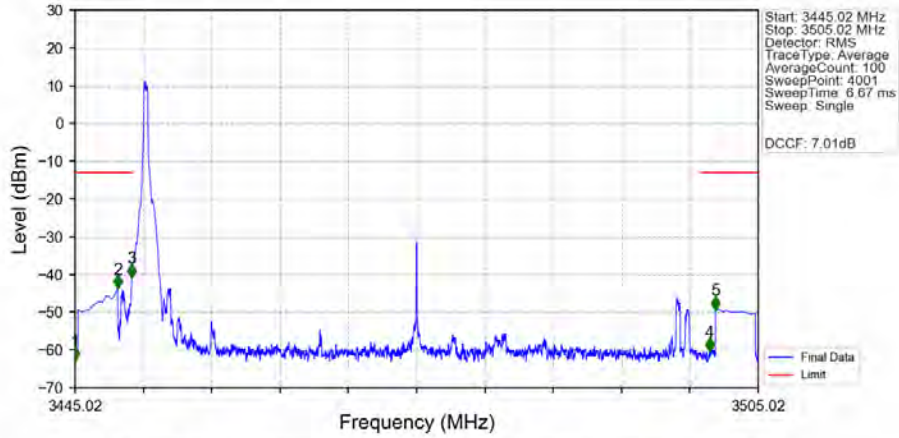
Start (MHz)	Stop (MHz)	RBW (MHz)	Method	Marker No.	Freq (MHz)	Level (dBm)	Limit (dBm)	Result
1000	3495	1	/	1	3489.750	-44.67	-13	Pass
3495	3555	1	/	/	/	/	/	/
3555	35500	1	/	2	3572.550	-43.82	-13	Pass

n78e\_30kHz\_SISO\_NTNV\_50MHz\_DFT-s-OFDM\_QPSK\_3525MHz\_Outer\_Full\_Ant10



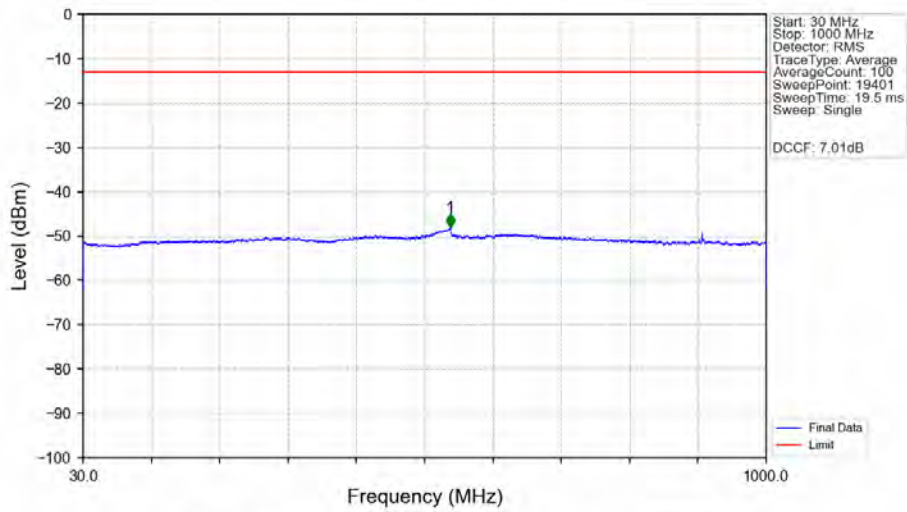
Start (MHz)	Stop (MHz)	RBW (MHz)	Method	Marker No.	Freq (MHz)	Level (dBm)	Limit (dBm)	Result
3495	3495	0.5	/	1	3495.000	-50.19	-13	Pass
3495	3499	0.5	CHP	2	3496.100	-43.67	-13	Pass
3499	3500	0.2	CHP	3	3499.950	-46.88	-13	Pass
3500	3550	0.2	CHP	/	/	/	/	/
3550	3551	0.2	CHP	4	3550.850	-46.05	-13	Pass
3551	3555	0.5	CHP	5	3551.550	-41.78	-13	Pass

n78e\_30kHz\_SISO\_NTNV\_50MHz\_CP-OFDM\_QPSK\_3475.02MHz\_Edge\_1RB\_Left\_Ant10



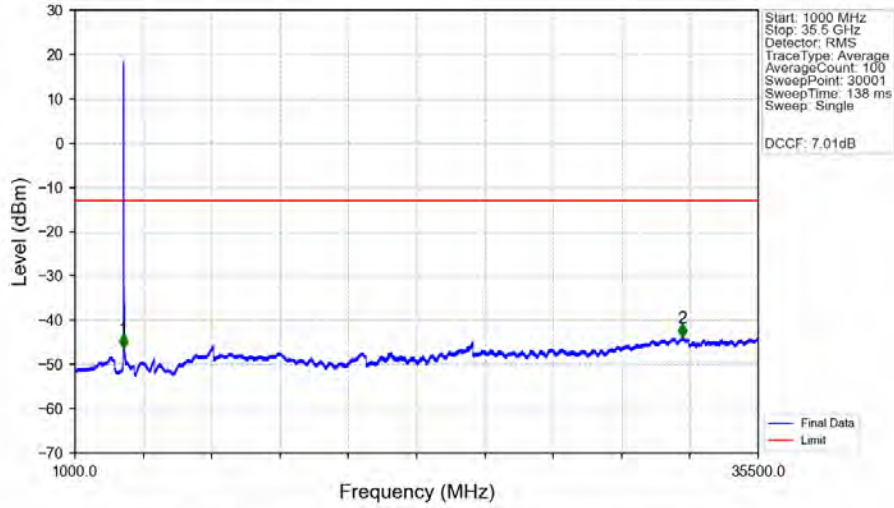
Start (MHz)	Stop (MHz)	RBW (MHz)	Method	Marker No.	Freq (MHz)	Level (dBm)	Limit (dBm)	Result
3445.02	3445.02	0.5	/	1	3445.020	-62.56	-13	Pass
3445.02	3449.02	0.5	CHP	2	3448.770	-43.48	-13	Pass
3449.02	3450.02	0.03	/	3	3450.015	-40.53	-13	Pass
3450.02	3500.02	0.03	/	/	/	/	/	/
3500.02	3501.02	0.03	/	4	3500.745	-60.07	-13	Pass
3501.02	3505.02	0.5	CHP	5	3501.270	-49.05	-13	Pass

n78e\_30kHz\_SISO\_NTNV\_50MHz\_CP-OFDM\_QPSK\_3475.02MHz\_Edge\_1RB\_Left\_Ant10



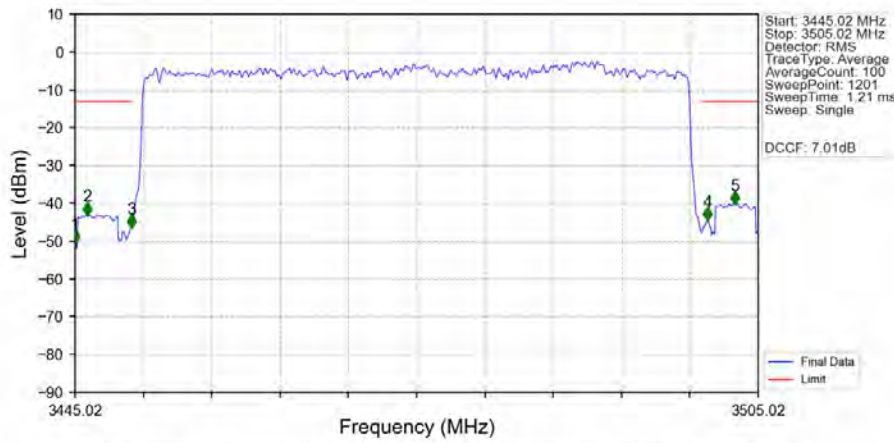
Start (MHz)	Stop (MHz)	RBW (MHz)	Method	Marker No.	Freq (MHz)	Level (dBm)	Limit (dBm)	Result
30	1000	1	CHP	1	551.750	-48.09	-13	Pass

n78e\_30kHz\_SISO\_NTNV\_50MHz\_CP-OFDM\_QPSK\_3475.02MHz\_Edge\_1RB\_Left\_Ant10



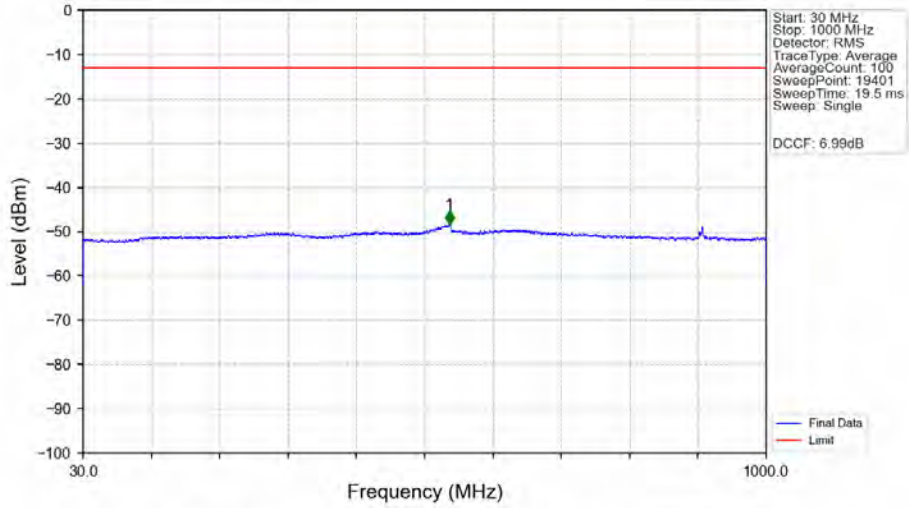
Start (MHz)	Stop (MHz)	RBW (MHz)	Method	Marker No.	Freq (MHz)	Level (dBm)	Limit (dBm)	Result
1000	3445.02	1	/	1	3426.500	-46.20	-13	Pass
3445.02	3505.02	1	/	/	/	/	/	/
3505.02	35500	1	/	2	31669.350	-43.91	-13	Pass

n78e\_30kHz\_SISO\_NTNV\_50MHz\_CP-OFDM\_QPSK\_3475.02MHz\_Outer\_Full\_Ant10



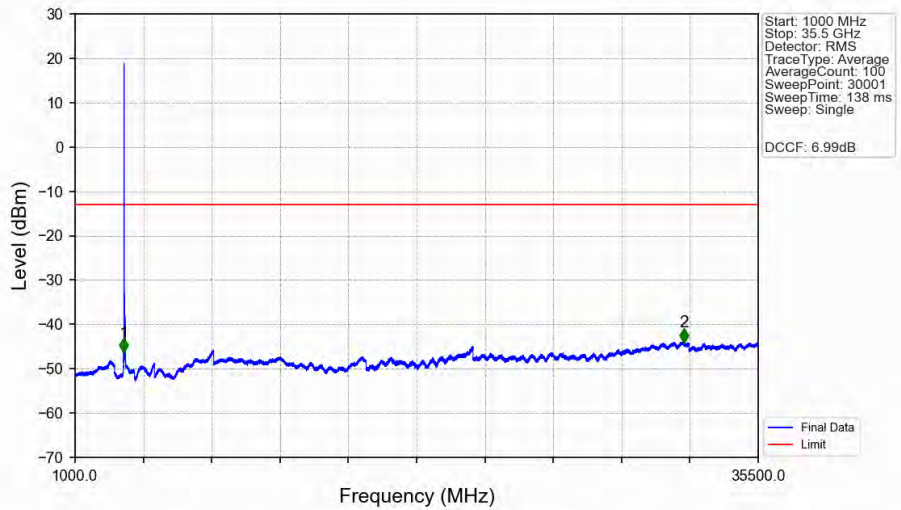
Start (MHz)	Stop (MHz)	RBW (MHz)	Method	Marker No.	Freq (MHz)	Level (dBm)	Limit (dBm)	Result
3445.02	3445.02	0.5	/	1	3445.020	-50.40	-13	Pass
3445.02	3449.02	0.5	CHP	2	3446.070	-43.01	-13	Pass
3449.02	3450.02	0.2	CHP	3	3449.970	-46.31	-13	Pass
3450.02	3500.02	0.2	CHP	/	/	/	/	/
3500.02	3501.02	0.2	CHP	4	3500.570	-44.37	-13	Pass
3501.02	3505.02	0.5	CHP	5	3502.970	-40.06	-13	Pass

n78e\_30kHz\_SISO\_NTNV\_50MHz\_CP-OFDM\_QPSK\_3500.01MHz\_Edge\_1RB\_Left\_Ant10



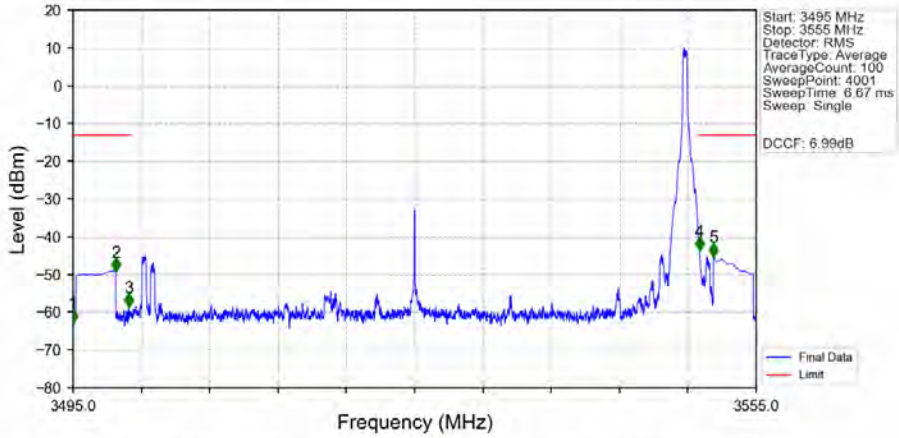
Start (MHz)	Stop (MHz)	RBW (MHz)	Method	Marker No.	Freq (MHz)	Level (dBm)	Limit (dBm)	Result
30	1000	1	CHP	1	550.200	-48.39	-13	Pass

n78e\_30kHz\_SISO\_NTNV\_50MHz\_CP-OFDM\_QPSK\_3500.01MHz\_Edge\_1RB\_Left\_Ant10



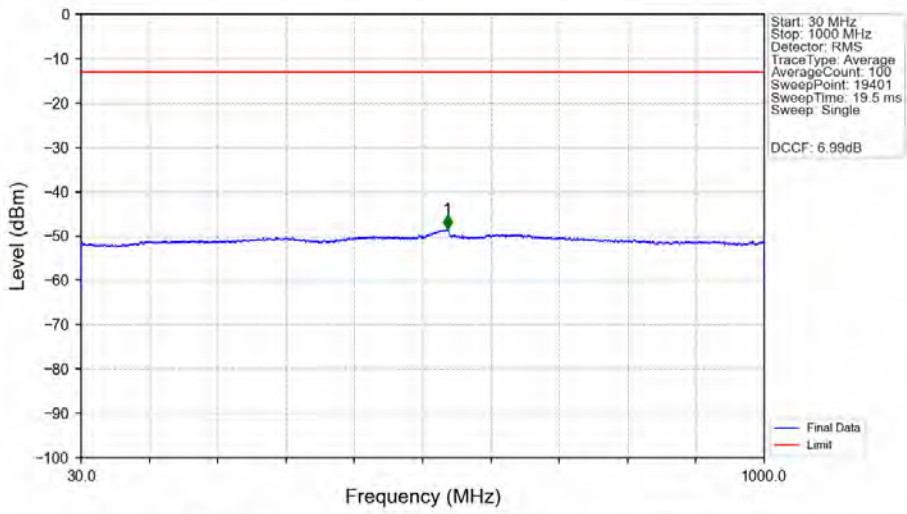
Start (MHz)	Stop (MHz)	RBW (MHz)	Method	Marker No.	Freq (MHz)	Level (dBm)	Limit (dBm)	Result
1000	3470.01	1	/	1	3451.800	-46.29	-13	Pass
3470.01	3530.01	1	/	/	/	/	/	/
3530.01	35500	1	/	2	31745.250	-43.99	-13	Pass

n78e\_30kHz\_SISO\_NTNV\_50MHz\_CP-OFDM\_QPSK\_3525MHz\_Edge\_1RB\_Right\_Ant10



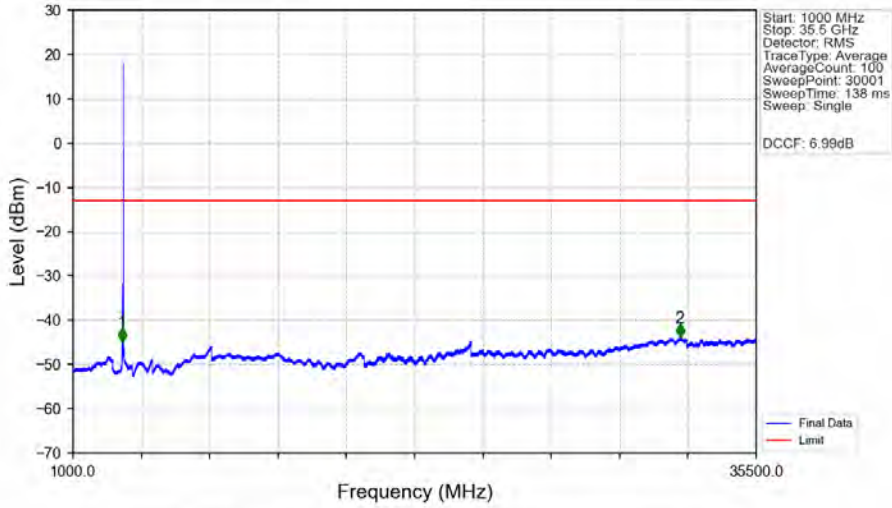
Start (MHz)	Stop (MHz)	RBW (MHz)	Method	Marker No.	Freq (MHz)	Level (dBm)	Limit (dBm)	Result
3495	3495	0.5	/	1	3495.000	-62.49	-13	Pass
3495	3499	0.5	CHP	2	3498.750	-48.91	-13	Pass
3499	3500	0.03	/	3	3499.875	-58.30	-13	Pass
3500	3550	0.03	/	/	/	/	/	/
3550	3551	0.03	/	4	3550.005	-43.37	-13	Pass
3551	3555	0.5	CHP	5	3551.250	-44.96	-13	Pass

n78e\_30kHz\_SISO\_NTNV\_50MHz\_CP-OFDM\_QPSK\_3525MHz\_Edge\_1RB\_Right\_Ant10



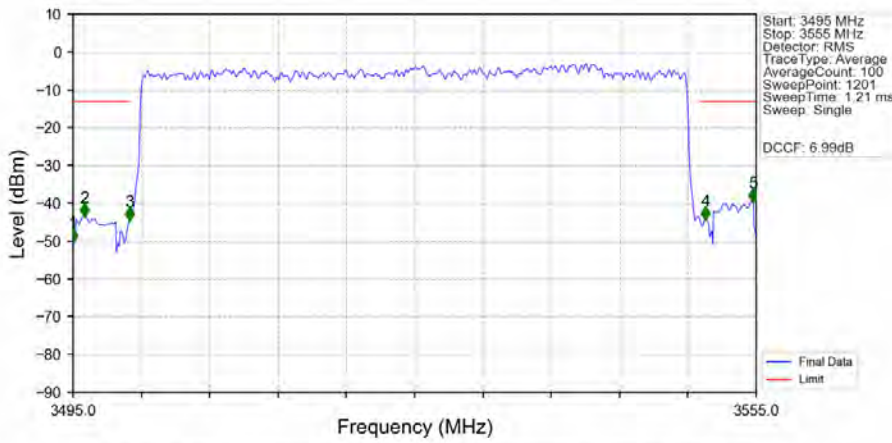
Start (MHz)	Stop (MHz)	RBW (MHz)	Method	Marker No.	Freq (MHz)	Level (dBm)	Limit (dBm)	Result
30	1000	1	CHP	1	550.000	-48.41	-13	Pass

n78e\_30kHz\_SISO\_NTNV\_50MHz\_CP-OFDM\_QPSK\_3525MHz\_Edge\_1RB\_Right\_Ant10



Start (MHz)	Stop (MHz)	RBW (MHz)	Method	Marker No.	Freq (MHz)	Level (dBm)	Limit (dBm)	Result
1000	3495	1	/	1	3487.450	-44.87	-13	Pass
3495	3555	1	/	/	/	/	/	/
3555	35500	1	/	2	31649.800	-43.98	-13	Pass

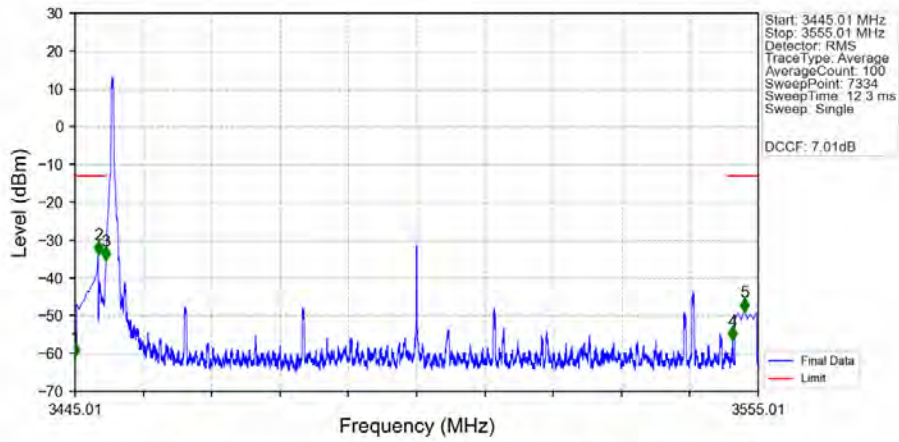
n78e\_30kHz\_SISO\_NTNV\_50MHz\_CP-OFDM\_QPSK\_3525MHz\_Outer\_Full\_Ant10



Start (MHz)	Stop (MHz)	RBW (MHz)	Method	Marker No.	Freq (MHz)	Level (dBm)	Limit (dBm)	Result
3495	3495	0.5	/	1	3495.000	-50.07	-13	Pass
3495	3499	0.5	CHP	2	3496.000	-43.28	-13	Pass
3499	3500	0.2	CHP	3	3499.950	-44.37	-13	Pass
3500	3550	0.2	CHP	/	/	/	/	/
3550	3551	0.2	CHP	4	3550.550	-44.18	-13	Pass
3551	3555	0.5	CHP	5	3554.700	-39.41	-13	Pass

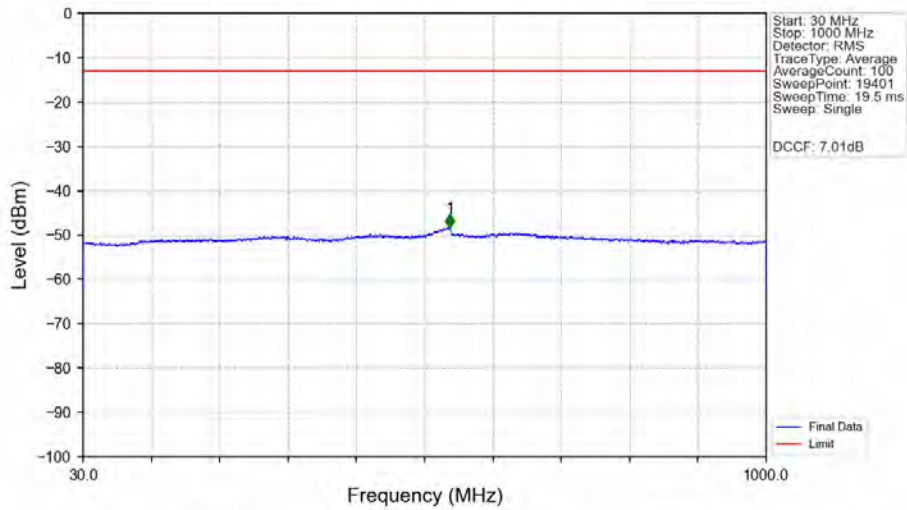
### 5.2.3 30k\_SISO\_100MHz\_NTNV

n78e 30kHz SISO NTN 100MHz DFT-s-OFDM PI/2 BPSK 3500.01MHz Edge 1RB Left Ant10



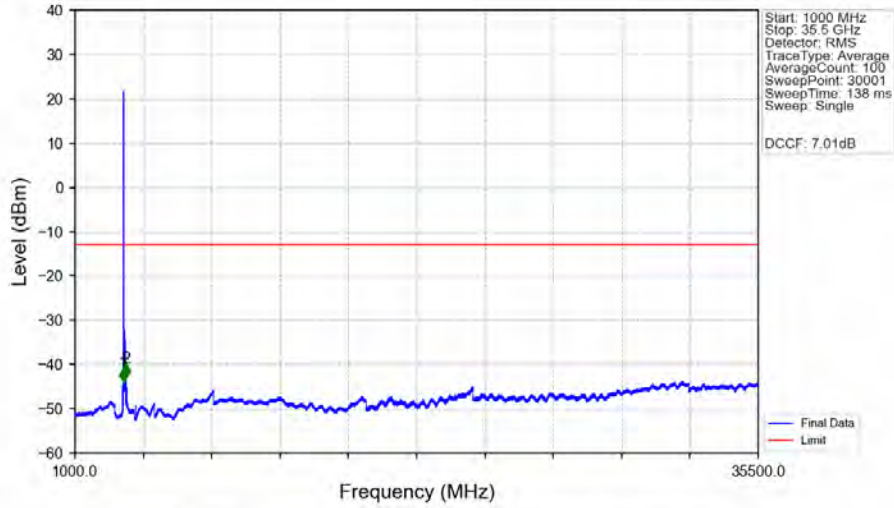
Start (MHz)	Stop (MHz)	RBW (MHz)	Method	Marker No.	Freq (MHz)	Level (dBm)	Limit (dBm)	Result
3445.01	3445.01	0.5	/	1	3445.010	-60.44	-13	Pass
3445.01	3449.01	0.5	CHP	2	3448.745	-33.50	-13	Pass
3449.01	3450.01	0.03	/	3	3450.005	-35.13	-13	Pass
3450.01	3550.01	0.03	/	/	/	/	/	/
3550.01	3551.01	0.03	/	4	3550.900	-56.22	-13	Pass
3551.01	3555.01	0.5	CHP	5	3552.775	-48.65	-13	Pass

n78e 30kHz SISO NTN 100MHz DFT-s-OFDM PI/2 BPSK 3500.01MHz Edge 1RB Left Ant10



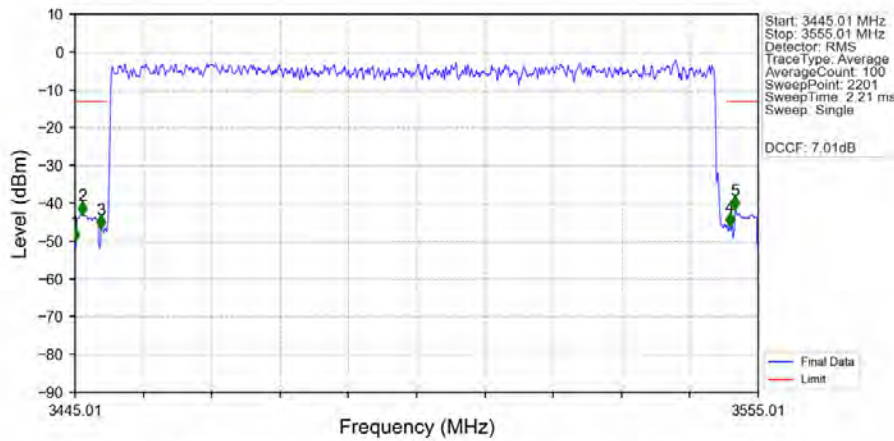
Start (MHz)	Stop (MHz)	RBW (MHz)	Method	Marker No.	Freq (MHz)	Level (dBm)	Limit (dBm)	Result
30	1000	1	CHP	1	550.650	-48.36	-13	Pass

n78e\_30kHz\_SISO\_NTNV\_100MHz\_DFT-s-OFDM\_PI/2\_BPSK\_3500.01MHz\_Edge\_1RB\_Left\_Ant10



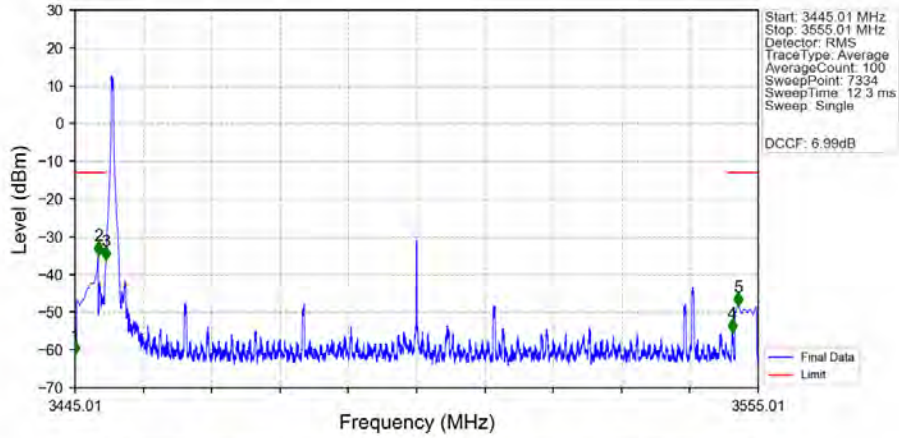
Start (MHz)	Stop (MHz)	RBW (MHz)	Method	Marker No.	Freq (MHz)	Level (dBm)	Limit (dBm)	Result
1000	3445.01	1	/	1	3444.900	-43.86	-13	Pass
3445.01	3555.01	1	/	/	/	/	/	/
3555.01	35500	1	/	2	3567.950	-42.98	-13	Pass

n78e\_30kHz\_SISO\_NTNV\_100MHz\_DFT-s-OFDM\_PI/2\_BPSK\_3500.01MHz\_Outer\_Full\_Ant10



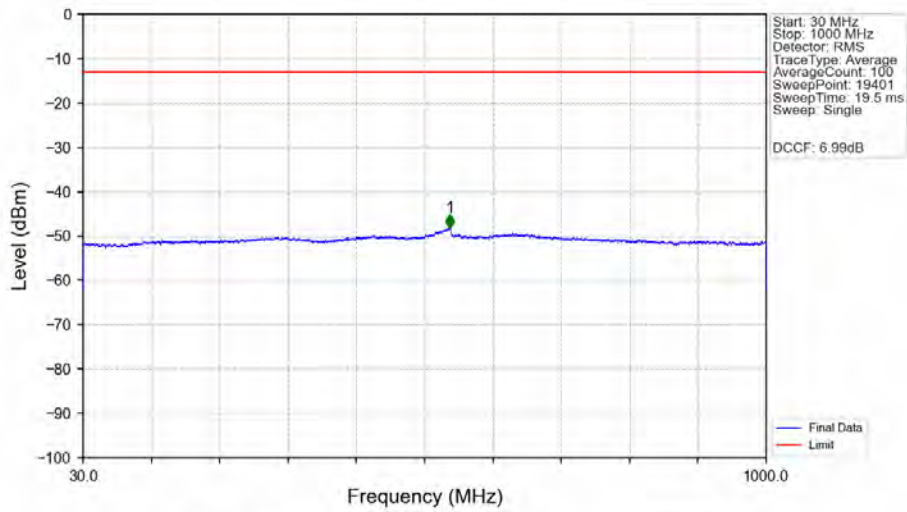
Start (MHz)	Stop (MHz)	RBW (MHz)	Method	Marker No.	Freq (MHz)	Level (dBm)	Limit (dBm)	Result
3445.01	3445.01	0.5	/	1	3445.010	-49.70	-13	Pass
3445.01	3449.01	0.5	CHP	2	3446.160	-42.77	-13	Pass
3449.01	3450.01	0.2	CHP	3	3449.210	-46.47	-13	Pass
3450.01	3550.01	0.2	CHP	/	/	/	/	/
3550.01	3551.01	0.2	CHP	4	3550.410	-45.83	-13	Pass
3551.01	3555.01	0.5	CHP	5	3551.260	-41.41	-13	Pass

n78e\_30kHz\_SISO\_NTNV\_100MHz\_DFT-s-OFDM\_QPSK\_3500.01MHz\_Edge\_1RB\_Left\_Ant10



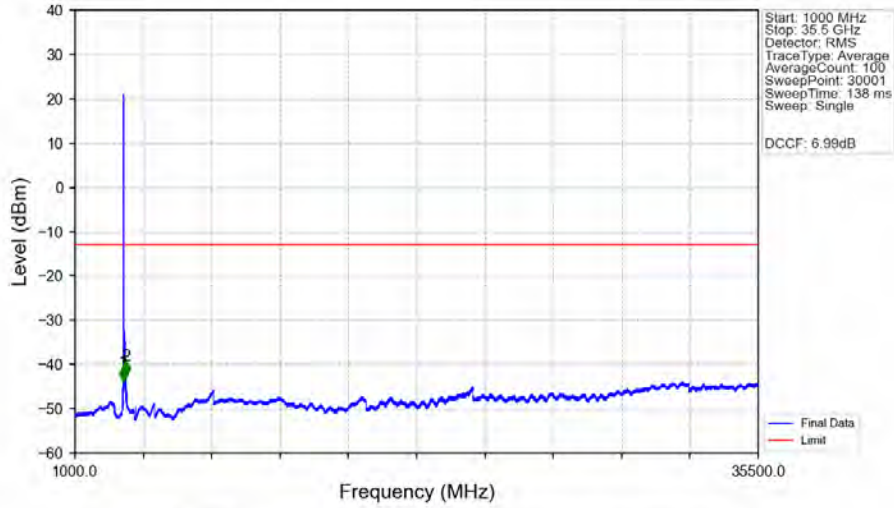
Start (MHz)	Stop (MHz)	RBW (MHz)	Method	Marker No.	Freq (MHz)	Level (dBm)	Limit (dBm)	Result
3445.01	3445.01	0.5	/	1	3445.010	-60.88	-13	Pass
3445.01	3449.01	0.5	CHP	2	3448.745	-34.53	-13	Pass
3449.01	3450.01	0.03	/	3	3450.005	-35.90	-13	Pass
3450.01	3550.01	0.03	/	/	/	/	/	/
3550.01	3551.01	0.03	/	4	3550.855	-55.18	-13	Pass
3551.01	3555.01	0.5	CHP	5	3551.770	-48.08	-13	Pass

n78e\_30kHz\_SISO\_NTNV\_100MHz\_DFT-s-OFDM\_QPSK\_3500.01MHz\_Edge\_1RB\_Left\_Ant10



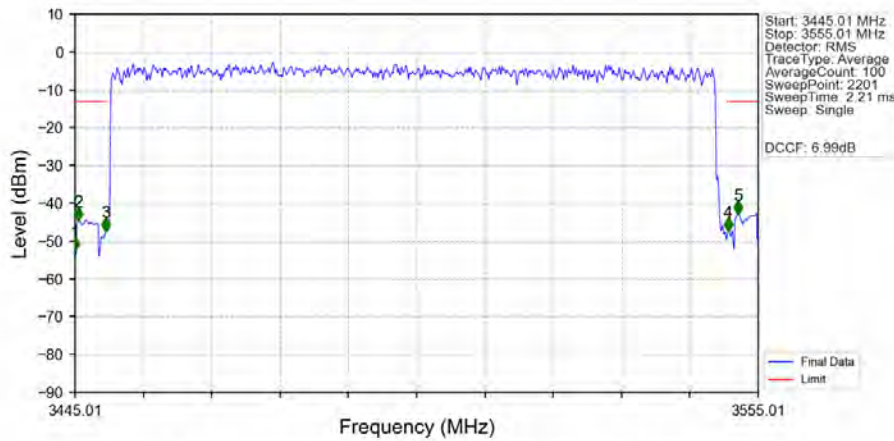
Start (MHz)	Stop (MHz)	RBW (MHz)	Method	Marker No.	Freq (MHz)	Level (dBm)	Limit (dBm)	Result
30	1000	1	CHP	1	550.950	-48.12	-13	Pass

n78e\_30kHz\_SISO\_NTNV\_100MHz\_DFT-s-OFDM\_QPSK\_3500.01MHz\_Edge\_1RB\_Left\_Ant10



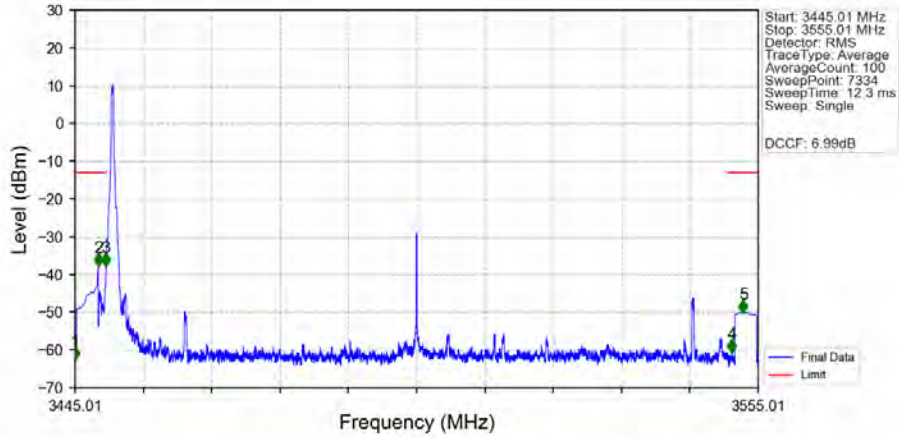
Start (MHz)	Stop (MHz)	RBW (MHz)	Method	Marker No.	Freq (MHz)	Level (dBm)	Limit (dBm)	Result
1000	3445.01	1	/	1	3444.900	-43.69	-13	Pass
3445.01	3555.01	1	/	/	/	/	/	/
3555.01	35500	1	/	2	3566.800	-42.50	-13	Pass

n78e\_30kHz\_SISO\_NTNV\_100MHz\_DFT-s-OFDM\_QPSK\_3500.01MHz\_Outer\_Full\_Ant10



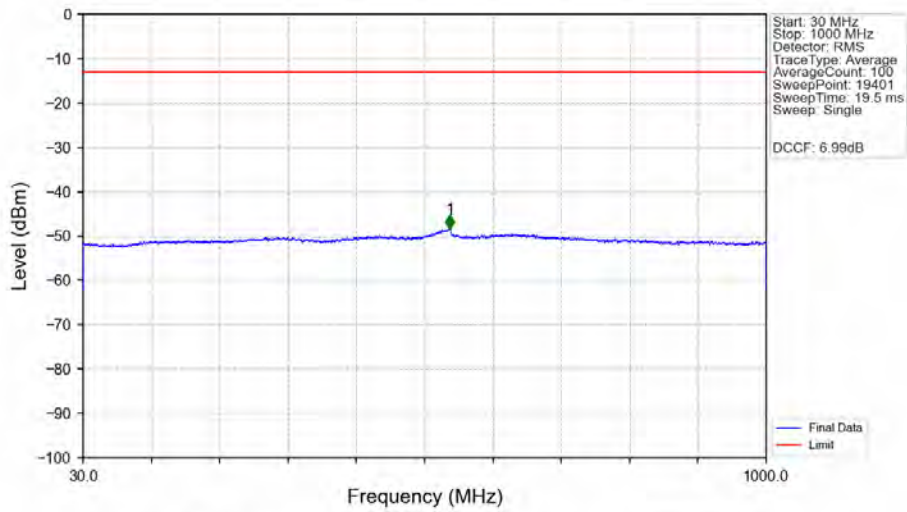
Start (MHz)	Stop (MHz)	RBW (MHz)	Method	Marker No.	Freq (MHz)	Level (dBm)	Limit (dBm)	Result
3445.01	3445.01	0.5	/	1	3445.010	-52.31	-13	Pass
3445.01	3449.01	0.5	CHP	2	3445.560	-44.45	-13	Pass
3449.01	3450.01	0.2	CHP	3	3449.960	-47.13	-13	Pass
3450.01	3550.01	0.2	CHP	/	/	/	/	/
3550.01	3551.01	0.2	CHP	4	3550.160	-47.12	-13	Pass
3551.01	3555.01	0.5	CHP	5	3551.710	-42.65	-13	Pass

n78e\_30kHz\_SISO\_NTNV\_100MHz\_CP-OFDM\_QPSK\_3500.01MHz\_Edge\_1RB\_Left\_Ant10



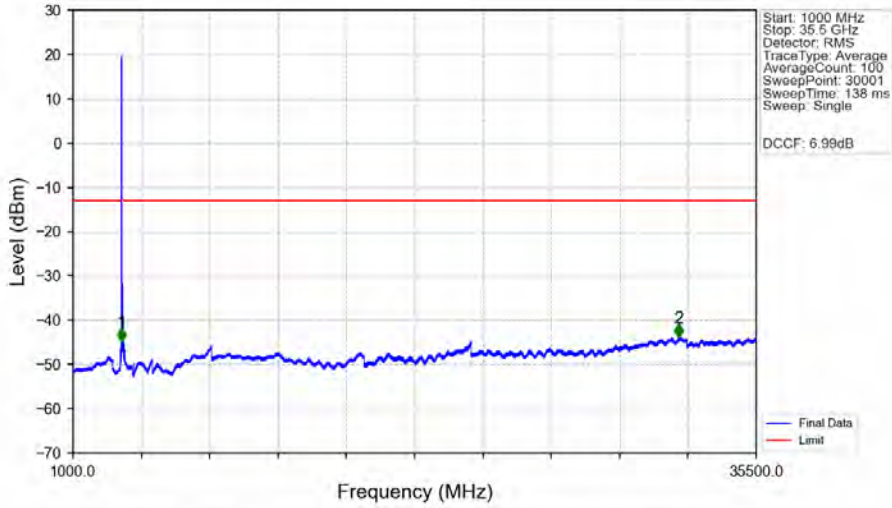
Start (MHz)	Stop (MHz)	RBW (MHz)	Method	Marker No.	Freq (MHz)	Level (dBm)	Limit (dBm)	Result
3445.01	3445.01	0.5	/	1	3445.010	-62.35	-13	Pass
3445.01	3449.01	0.5	CHP	2	3448.745	-37.67	-13	Pass
3449.01	3450.01	0.03	/	3	3450.005	-37.56	-13	Pass
3450.01	3550.01	0.03	/	/	/	/	/	/
3550.01	3551.01	0.03	/	4	3550.765	-60.50	-13	Pass
3551.01	3555.01	0.5	CHP	5	3552.595	-50.04	-13	Pass

n78e\_30kHz\_SISO\_NTNV\_100MHz\_CP-OFDM\_QPSK\_3500.01MHz\_Edge\_1RB\_Left\_Ant10



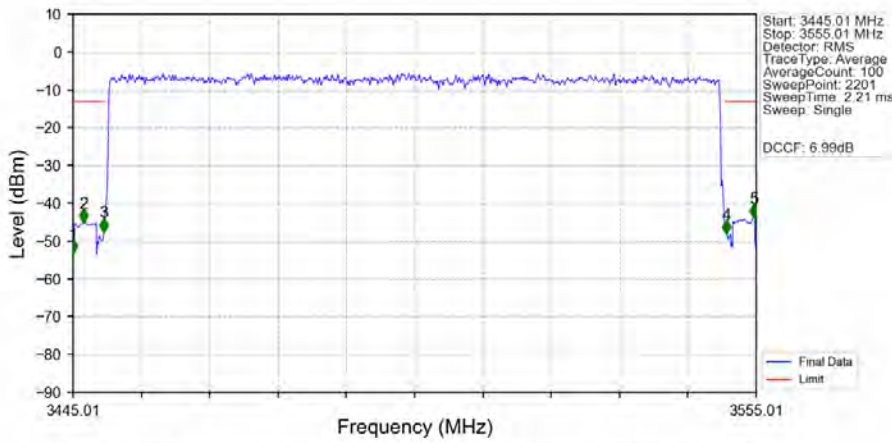
Start (MHz)	Stop (MHz)	RBW (MHz)	Method	Marker No.	Freq (MHz)	Level (dBm)	Limit (dBm)	Result
30	1000	1	CHP	1	551.100	-48.42	-13	Pass

n78e\_30kHz\_SISO\_NTNV\_100MHz\_CP-OFDM\_QPSK\_3500.01MHz\_Edge\_1RB\_Left\_Ant10



Start (MHz)	Stop (MHz)	RBW (MHz)	Method	Marker No.	Freq (MHz)	Level (dBm)	Limit (dBm)	Result
1000	3445.01	1	/	1	3443.750	-44.80	-13	Pass
3445.01	3555.01	1	/	/	/	/	/	/
3555.01	35500	1	/	2	31599.200	-43.90	-13	Pass

n78e\_30kHz\_SISO\_NTNV\_100MHz\_CP-OFDM\_QPSK\_3500.01MHz\_Outer\_Full\_Ant10



Start (MHz)	Stop (MHz)	RBW (MHz)	Method	Marker No.	Freq (MHz)	Level (dBm)	Limit (dBm)	Result
3445.01	3445.01	0.5	/	1	3445.010	-52.97	-13	Pass
3445.01	3449.01	0.5	CHP	2	3446.760	-44.77	-13	Pass
3449.01	3450.01	0.2	CHP	3	3449.960	-47.30	-13	Pass
3450.01	3550.01	0.2	CHP	/	/	/	/	/
3550.01	3551.01	0.2	CHP	4	3550.210	-47.75	-13	Pass
3551.01	3555.01	0.5	CHP	5	3554.610	-43.54	-13	Pass

## 6. Field Strength of Spurious Radiation

For Sample 1

**Test Band = SA Band78\_TM1**  
**Test Channel = Mid 3450-3550**

Final Data List								
NO.	Frequency [MHz]	Reading [dB $\mu$ V]	Factor [dB]	AF[dB/m]	Level [dBm]	Limit [dBm]	Margin [dB]	Polarity
1	7405.05	39.93	-42.81	36.13	-62.01	-13.00	49.01	Horizontal
2	8348.625	38.87	-41.63	36.89	-61.13	-13.00	48.13	Horizontal
3	8873.025	38.00	-40.97	36.58	-61.66	-13.00	48.66	Horizontal
4	9770.025	36.19	-39.19	38.04	-60.22	-13.00	47.22	Horizontal
5	11086.775	34.51	-37.73	38.64	-59.84	-13.00	46.84	Horizontal
6	12516.225	34.46	-36.99	39.25	-58.54	-13.00	45.54	Horizontal

Final Data List								
NO.	Frequency [MHz]	Reading [dB $\mu$ V]	Factor [dB]	AF[dB/m]	Level [dBm]	Limit [dBm]	Margin [dB]	Polarity
1	7315.925	40.63	-43.24	35.88	-61.99	-13.00	48.99	Vertical
2	8369.9	39.51	-41.52	36.88	-60.39	-13.00	47.39	Vertical
3	9139.25	37.81	-40.23	36.78	-60.90	-13.00	47.90	Vertical
4	9874.675	36.36	-39.16	38.25	-59.82	-13.00	46.82	Vertical
5	11017.775	34.16	-37.62	38.61	-60.11	-13.00	47.11	Vertical
6	12163.175	34.03	-37.14	39.15	-59.22	-13.00	46.22	Vertical
7	14210.175	32.77	-35.37	40.97	-56.89	-13.00	43.89	Vertical

**Test Band = NSA\_41A\_N78A\_TM1**  
**Test Channel = Mid 3450-3550**

Final Data List								
NO.	Frequency [MHz]	Reading [dBμV]	Factor [dB]	AF[dB/m]	Level [dBm]	Limit [dBm]	Margin [dB]	Polarity
1	7589.05	39.87	-42.79	36.52	-61.65	-13.00	48.65	Horizontal
2	9166.275	37.55	-40.11	36.83	-60.98	-13.00	47.98	Horizontal
3	10147.225	35.66	-38.97	38.51	-60.06	-13.00	47.06	Horizontal
4	11439.825	34.81	-37.11	38.82	-58.74	-13.00	45.74	Horizontal
5	12397.2	34.86	-36.98	39.22	-58.16	-13.00	45.16	Horizontal
6	14010.075	32.64	-34.91	40.81	-56.72	-13.00	43.72	Horizontal

Final Data List								
NO.	Frequency [MHz]	Reading [dBμV]	Factor [dB]	AF[dB/m]	Level [dBm]	Limit [dBm]	Margin [dB]	Polarity
1	7613.775	38.91	-42.77	36.56	-62.56	-13.00	49.56	Vertical
2	9096.7	37.16	-40.43	36.69	-61.83	-13.00	48.83	Vertical
3	10102.95	36.11	-38.72	38.51	-59.36	-13.00	46.36	Vertical
4	10653.225	34.91	-37.73	38.57	-59.52	-13.00	46.52	Vertical
5	11971.125	34.72	-37.23	39.09	-58.68	-13.00	45.68	Vertical
6	13258.55	33.97	-36.83	39.76	-58.36	-13.00	45.36	Vertical

Test on the worst case :

For Sample 2

**Test Band = SA Band78\_ TM1**  
**Test Channel = Mid 3450-3550**

Final Data List								
NO.	Frequency [MHz]	Reading [dB $\mu$ V]	Factor [dB]	AF[dB/m]	Level [dBm]	Limit [dBm]	Margin [dB]	Polarity
1	7363.65	40.14	-42.99	36.02	-62.09	-13.00	49.09	Horizontal
2	8536.65	38.58	-41.47	36.78	-61.37	-13.00	48.37	Horizontal
3	9376.725	36.35	-39.95	37.25	-61.61	-13.00	48.61	Horizontal
4	10432.425	34.68	-38.73	38.54	-60.77	-13.00	47.77	Horizontal
5	11860.15	33.77	-37.29	39.03	-59.75	-13.00	46.75	Horizontal
6	13935.9	32.57	-35.29	40.71	-57.27	-13.00	44.27	Horizontal

Final Data List								
NO.	Frequency [MHz]	Reading [dB $\mu$ V]	Factor [dB]	AF[dB/m]	Level [dBm]	Limit [dBm]	Margin [dB]	Polarity
1	7554.55	40.10	-42.94	36.48	-61.62	-13.00	48.62	Vertical
2	8981.125	38.32	-40.88	36.51	-61.31	-13.00	48.31	Vertical
3	10105.25	36.00	-38.73	38.51	-59.48	-13.00	46.48	Vertical
4	11243.75	34.51	-36.88	38.72	-58.90	-13.00	45.90	Vertical
5	13406.9	33.27	-36.11	39.97	-58.13	-13.00	45.13	Vertical
6	14397.05	32.67	-35.10	41.12	-56.58	-13.00	43.58	Vertical