

1. Effective (Isotropic) Radiated Power Output Data

1.1 Test Result

1.1.1 30k_SISO_40MHz_NTNV_EIRP

5G NR n77a SCS=30kHz SISO 40MHz NTN										
Modulation	Frequency (MHz)	RB Allocation	Conducted Power(dBm)			EIRP(dBm)				Verdict
			Ant10	Ant2	Sum	Ant10	Ant2	Sum	Limit	
DFT-s-OFDM PI/2 BPSK	3720	Edge_1RB_Left	22.79	/	/	25.79	/	/	<=30	Pass
		Edge_1RB_Right	23.07	/	/	26.07	/	/	<=30	Pass
		Outer_Full	23.07	/	/	26.07	/	/	<=30	Pass
		Inner_Full	23.50	/	/	26.50	/	/	<=30	Pass
		Inner_1RB_Left	23.36	/	/	26.36	/	/	<=30	Pass
		Inner_1RB_Right	23.55	/	/	26.55	/	/	<=30	Pass
	3840	Edge_1RB_Left	22.11	/	/	25.11	/	/	<=30	Pass
		Edge_1RB_Right	22.68	/	/	25.68	/	/	<=30	Pass
		Outer_Full	22.46	/	/	25.46	/	/	<=30	Pass
		Inner_Full	22.93	/	/	25.93	/	/	<=30	Pass
		Inner_1RB_Left	22.59	/	/	25.59	/	/	<=30	Pass
		Inner_1RB_Right	23.20	/	/	26.20	/	/	<=30	Pass
	3960	Edge_1RB_Left	22.52	/	/	25.52	/	/	<=30	Pass
		Edge_1RB_Right	23.02	/	/	26.02	/	/	<=30	Pass
		Outer_Full	22.81	/	/	25.81	/	/	<=30	Pass
Inner_Full		23.29	/	/	26.29	/	/	<=30	Pass	
Inner_1RB_Left		22.97	/	/	25.97	/	/	<=30	Pass	
Inner_1RB_Right		23.52	/	/	26.52	/	/	<=30	Pass	
DFT-s-OFDM QPSK	3720	Edge_1RB_Left	22.39	/	/	25.39	/	/	<=30	Pass
		Edge_1RB_Right	22.60	/	/	25.60	/	/	<=30	Pass
		Outer_Full	22.53	/	/	25.53	/	/	<=30	Pass
		Inner_Full	23.46	/	/	26.46	/	/	<=30	Pass
		Inner_1RB_Left	23.30	/	/	26.30	/	/	<=30	Pass
		Inner_1RB_Right	23.55	/	/	26.55	/	/	<=30	Pass
	3840	Edge_1RB_Left	21.67	/	/	24.67	/	/	<=30	Pass
		Edge_1RB_Right	22.26	/	/	25.26	/	/	<=30	Pass
		Outer_Full	21.97	/	/	24.97	/	/	<=30	Pass
		Inner_Full	22.91	/	/	25.91	/	/	<=30	Pass
		Inner_1RB_Left	22.62	/	/	25.62	/	/	<=30	Pass
		Inner_1RB_Right	23.20	/	/	26.20	/	/	<=30	Pass
	3960	Edge_1RB_Left	21.98	/	/	24.98	/	/	<=30	Pass
		Edge_1RB_Right	22.54	/	/	25.54	/	/	<=30	Pass
		Outer_Full	22.35	/	/	25.35	/	/	<=30	Pass
Inner_Full		23.33	/	/	26.33	/	/	<=30	Pass	
Inner_1RB_Left		22.95	/	/	25.95	/	/	<=30	Pass	
Inner_1RB_Right		23.56	/	/	26.56	/	/	<=30	Pass	
DFT-s-OFDM 16 QAM	3720	Edge_1RB_Left	21.43	/	/	24.43	/	/	<=30	Pass
		Edge_1RB_Right	21.69	/	/	24.69	/	/	<=30	Pass
		Outer_Full	21.53	/	/	24.53	/	/	<=30	Pass
		Inner_Full	22.54	/	/	25.54	/	/	<=30	Pass
		Inner_1RB_Left	22.39	/	/	25.39	/	/	<=30	Pass
		Inner_1RB_Right	22.65	/	/	25.65	/	/	<=30	Pass
	3840	Edge_1RB_Left	20.71	/	/	23.71	/	/	<=30	Pass
		Edge_1RB_Right	21.29	/	/	24.29	/	/	<=30	Pass
		Outer_Full	20.97	/	/	23.97	/	/	<=30	Pass
		Inner_Full	21.97	/	/	24.97	/	/	<=30	Pass
		Inner_1RB_Left	21.64	/	/	24.64	/	/	<=30	Pass
		Inner_1RB_Right	22.22	/	/	25.22	/	/	<=30	Pass
	3960	Edge_1RB_Left	21.12	/	/	24.12	/	/	<=30	Pass

		Edge_1RB_Right	21.63	/	/	24.63	/	/	<=30	Pass
		Outer_Full	21.33	/	/	24.33	/	/	<=30	Pass
		Inner_Full	22.31	/	/	25.31	/	/	<=30	Pass
		Inner_1RB_Left	21.98	/	/	24.98	/	/	<=30	Pass
		Inner_1RB_Right	22.60	/	/	25.60	/	/	<=30	Pass
DFT-s-OFDM 64 QAM	3720	Edge_1RB_Left	20.91	/	/	23.91	/	/	<=30	Pass
		Edge_1RB_Right	21.08	/	/	24.08	/	/	<=30	Pass
		Outer_Full	21.05	/	/	24.05	/	/	<=30	Pass
		Inner_Full	21.03	/	/	24.03	/	/	<=30	Pass
		Inner_1RB_Left	21.01	/	/	24.01	/	/	<=30	Pass
	3840	Inner_1RB_Right	21.18	/	/	24.18	/	/	<=30	Pass
		Edge_1RB_Left	20.28	/	/	23.28	/	/	<=30	Pass
		Edge_1RB_Right	20.87	/	/	23.87	/	/	<=30	Pass
		Outer_Full	20.53	/	/	23.53	/	/	<=30	Pass
		Inner_Full	20.50	/	/	23.50	/	/	<=30	Pass
	3960	Inner_1RB_Left	20.17	/	/	23.17	/	/	<=30	Pass
		Inner_1RB_Right	20.92	/	/	23.92	/	/	<=30	Pass
		Edge_1RB_Left	20.57	/	/	23.57	/	/	<=30	Pass
		Edge_1RB_Right	21.11	/	/	24.11	/	/	<=30	Pass
		Outer_Full	20.80	/	/	23.80	/	/	<=30	Pass
DFT-s-OFDM 256 QAM	3720	Inner_Full	20.79	/	/	23.79	/	/	<=30	Pass
		Inner_1RB_Left	20.60	/	/	23.60	/	/	<=30	Pass
		Inner_1RB_Right	21.24	/	/	24.24	/	/	<=30	Pass
		Edge_1RB_Left	18.69	/	/	21.69	/	/	<=30	Pass
		Edge_1RB_Right	18.96	/	/	21.96	/	/	<=30	Pass
	3840	Outer_Full	19.08	/	/	22.08	/	/	<=30	Pass
		Inner_Full	19.08	/	/	22.08	/	/	<=30	Pass
		Inner_1RB_Left	18.67	/	/	21.67	/	/	<=30	Pass
		Inner_1RB_Right	19.00	/	/	22.00	/	/	<=30	Pass
		Edge_1RB_Left	18.06	/	/	21.06	/	/	<=30	Pass
	3960	Edge_1RB_Right	18.61	/	/	21.61	/	/	<=30	Pass
		Outer_Full	18.57	/	/	21.57	/	/	<=30	Pass
		Inner_Full	18.55	/	/	21.55	/	/	<=30	Pass
		Inner_1RB_Left	18.08	/	/	21.08	/	/	<=30	Pass
		Inner_1RB_Right	18.57	/	/	21.57	/	/	<=30	Pass
CP-OFDM QPSK	3720	Edge_1RB_Left	18.40	/	/	21.40	/	/	<=30	Pass
		Edge_1RB_Right	18.91	/	/	21.91	/	/	<=30	Pass
		Outer_Full	18.86	/	/	21.86	/	/	<=30	Pass
		Inner_Full	18.86	/	/	21.86	/	/	<=30	Pass
		Inner_1RB_Left	18.40	/	/	21.40	/	/	<=30	Pass
	3840	Inner_1RB_Right	18.88	/	/	21.88	/	/	<=30	Pass
		Edge_1RB_Left	20.33	/	/	23.33	/	/	<=30	Pass
		Edge_1RB_Right	20.52	/	/	23.52	/	/	<=30	Pass
		Outer_Full	20.51	/	/	23.51	/	/	<=30	Pass
		Inner_Full	22.03	/	/	25.03	/	/	<=30	Pass
	3960	Inner_1RB_Left	21.83	/	/	24.83	/	/	<=30	Pass
		Inner_1RB_Right	22.04	/	/	25.04	/	/	<=30	Pass
		Edge_1RB_Left	19.54	/	/	22.54	/	/	<=30	Pass
		Edge_1RB_Right	20.08	/	/	23.08	/	/	<=30	Pass
		Outer_Full	20.00	/	/	23.00	/	/	<=30	Pass
3840	Inner_Full	21.49	/	/	24.49	/	/	<=30	Pass	
	Inner_1RB_Left	21.10	/	/	24.10	/	/	<=30	Pass	
	Inner_1RB_Right	21.64	/	/	24.64	/	/	<=30	Pass	
	Edge_1RB_Left	19.87	/	/	22.87	/	/	<=30	Pass	
	Edge_1RB_Right	20.43	/	/	23.43	/	/	<=30	Pass	
3960	Outer_Full	20.25	/	/	23.25	/	/	<=30	Pass	
	Inner_Full	21.79	/	/	24.79	/	/	<=30	Pass	
	Inner_1RB_Left	21.48	/	/	24.48	/	/	<=30	Pass	
	Inner_1RB_Right	22.13	/	/	25.13	/	/	<=30	Pass	

CP-OFDM 16 QAM	3720	Edge_1RB_Left	20.39	/	/	23.39	/	/	<=30	Pass
		Edge_1RB_Right	20.68	/	/	23.68	/	/	<=30	Pass
		Outer_Full	20.54	/	/	23.54	/	/	<=30	Pass
		Inner_Full	21.52	/	/	24.52	/	/	<=30	Pass
		Inner_1RB_Left	21.44	/	/	24.44	/	/	<=30	Pass
	Inner_1RB_Right	21.61	/	/	24.61	/	/	<=30	Pass	
	3840	Edge_1RB_Left	19.68	/	/	22.68	/	/	<=30	Pass
		Edge_1RB_Right	20.25	/	/	23.25	/	/	<=30	Pass
		Outer_Full	20.02	/	/	23.02	/	/	<=30	Pass
		Inner_Full	20.94	/	/	23.94	/	/	<=30	Pass
		Inner_1RB_Left	20.75	/	/	23.75	/	/	<=30	Pass
	Inner_1RB_Right	21.27	/	/	24.27	/	/	<=30	Pass	
	3960	Edge_1RB_Left	20.04	/	/	23.04	/	/	<=30	Pass
		Edge_1RB_Right	20.54	/	/	23.54	/	/	<=30	Pass
		Outer_Full	20.36	/	/	23.36	/	/	<=30	Pass
Inner_Full		21.24	/	/	24.24	/	/	<=30	Pass	
Inner_1RB_Left		21.09	/	/	24.09	/	/	<=30	Pass	
Inner_1RB_Right	21.61	/	/	24.61	/	/	<=30	Pass		
CP-OFDM 64 QAM	3720	Edge_1RB_Left	19.92	/	/	22.92	/	/	<=30	Pass
		Edge_1RB_Right	20.22	/	/	23.22	/	/	<=30	Pass
		Outer_Full	20.07	/	/	23.07	/	/	<=30	Pass
		Inner_Full	20.08	/	/	23.08	/	/	<=30	Pass
		Inner_1RB_Left	19.93	/	/	22.93	/	/	<=30	Pass
	Inner_1RB_Right	20.23	/	/	23.23	/	/	<=30	Pass	
	3840	Edge_1RB_Left	19.37	/	/	22.37	/	/	<=30	Pass
		Edge_1RB_Right	19.85	/	/	22.85	/	/	<=30	Pass
		Outer_Full	19.58	/	/	22.58	/	/	<=30	Pass
		Inner_Full	19.60	/	/	22.60	/	/	<=30	Pass
		Inner_1RB_Left	19.40	/	/	22.40	/	/	<=30	Pass
	Inner_1RB_Right	19.85	/	/	22.85	/	/	<=30	Pass	
	3960	Edge_1RB_Left	19.70	/	/	22.70	/	/	<=30	Pass
		Edge_1RB_Right	20.17	/	/	23.17	/	/	<=30	Pass
		Outer_Full	19.89	/	/	22.89	/	/	<=30	Pass
Inner_Full		19.87	/	/	22.87	/	/	<=30	Pass	
Inner_1RB_Left		19.72	/	/	22.72	/	/	<=30	Pass	
Inner_1RB_Right	20.15	/	/	23.15	/	/	<=30	Pass		
CP-OFDM 256 QAM	3720	Edge_1RB_Left	16.79	/	/	19.79	/	/	<=30	Pass
		Edge_1RB_Right	17.09	/	/	20.09	/	/	<=30	Pass
		Outer_Full	17.10	/	/	20.10	/	/	<=30	Pass
		Inner_Full	17.11	/	/	20.11	/	/	<=30	Pass
		Inner_1RB_Left	16.83	/	/	19.83	/	/	<=30	Pass
	Inner_1RB_Right	17.12	/	/	20.12	/	/	<=30	Pass	
	3840	Edge_1RB_Left	16.22	/	/	19.22	/	/	<=30	Pass
		Edge_1RB_Right	16.74	/	/	19.74	/	/	<=30	Pass
		Outer_Full	16.58	/	/	19.58	/	/	<=30	Pass
		Inner_Full	16.63	/	/	19.63	/	/	<=30	Pass
		Inner_1RB_Left	16.22	/	/	19.22	/	/	<=30	Pass
	Inner_1RB_Right	16.75	/	/	19.75	/	/	<=30	Pass	
	3960	Edge_1RB_Left	16.60	/	/	19.60	/	/	<=30	Pass
		Edge_1RB_Right	17.07	/	/	20.07	/	/	<=30	Pass
		Outer_Full	16.91	/	/	19.91	/	/	<=30	Pass
Inner_Full		16.88	/	/	19.88	/	/	<=30	Pass	
Inner_1RB_Left		16.60	/	/	19.60	/	/	<=30	Pass	
Inner_1RB_Right	17.01	/	/	20.01	/	/	<=30	Pass		
Note1: Antenna Gain: Ant10: 3.00dBi;										
Note2: EIRP=Conducted Power+Antenna Gain										

1.1.2 30k_SISO_100MHz_NTNV_EIRP

5G NR n77a SCS=30kHz SISO 100MHz NTN										
Modulation	Frequency (MHz)	RB Allocation	Conducted Power(dBm)			EIRP(dBm)				Verdict
			Ant10	Ant2	Sum	Ant10	Ant2	Sum	Limit	
DFT-s-OFDM PI/2 BPSK	3750	Edge_1RB_Left	22.80	/	/	25.80	/	/	<=30	Pass
		Edge_1RB_Right	22.57	/	/	25.57	/	/	<=30	Pass
		Outer_Full	22.93	/	/	25.93	/	/	<=30	Pass
		Inner_Full	23.49	/	/	26.49	/	/	<=30	Pass
		Inner_1RB_Left	23.29	/	/	26.29	/	/	<=30	Pass
	Inner_1RB_Right	23.08	/	/	26.08	/	/	<=30	Pass	
	3840	Edge_1RB_Left	22.24	/	/	25.24	/	/	<=30	Pass
		Edge_1RB_Right	22.95	/	/	25.95	/	/	<=30	Pass
		Outer_Full	22.53	/	/	25.53	/	/	<=30	Pass
		Inner_Full	22.99	/	/	25.99	/	/	<=30	Pass
		Inner_1RB_Left	22.72	/	/	25.72	/	/	<=30	Pass
	Inner_1RB_Right	23.44	/	/	26.44	/	/	<=30	Pass	
	3930	Edge_1RB_Left	22.54	/	/	25.54	/	/	<=30	Pass
		Edge_1RB_Right	23.21	/	/	26.21	/	/	<=30	Pass
		Outer_Full	22.84	/	/	25.84	/	/	<=30	Pass
Inner_Full		23.29	/	/	26.29	/	/	<=30	Pass	
Inner_1RB_Left		23.06	/	/	26.06	/	/	<=30	Pass	
Inner_1RB_Right	23.69	/	/	26.69	/	/	<=30	Pass		
DFT-s-OFDM QPSK	3750	Edge_1RB_Left	22.63	/	/	25.63	/	/	<=30	Pass
		Edge_1RB_Right	22.60	/	/	25.60	/	/	<=30	Pass
		Outer_Full	22.45	/	/	25.45	/	/	<=30	Pass
		Inner_Full	23.51	/	/	26.51	/	/	<=30	Pass
		Inner_1RB_Left	22.65	/	/	25.65	/	/	<=30	Pass
	Inner_1RB_Right	22.56	/	/	25.56	/	/	<=30	Pass	
	3840	Edge_1RB_Left	21.71	/	/	24.71	/	/	<=30	Pass
		Edge_1RB_Right	22.43	/	/	25.43	/	/	<=30	Pass
		Outer_Full	22.06	/	/	25.06	/	/	<=30	Pass
		Inner_Full	22.95	/	/	25.95	/	/	<=30	Pass
		Inner_1RB_Left	22.72	/	/	25.72	/	/	<=30	Pass
	Inner_1RB_Right	23.45	/	/	26.45	/	/	<=30	Pass	
	3930	Edge_1RB_Left	22.35	/	/	25.35	/	/	<=30	Pass
		Edge_1RB_Right	22.41	/	/	25.41	/	/	<=30	Pass
		Outer_Full	22.14	/	/	25.14	/	/	<=30	Pass
Inner_Full		23.19	/	/	26.19	/	/	<=30	Pass	
Inner_1RB_Left		23.43	/	/	26.43	/	/	<=30	Pass	
Inner_1RB_Right	23.11	/	/	26.11	/	/	<=30	Pass		
DFT-s-OFDM 16 QAM	3750	Edge_1RB_Left	21.34	/	/	24.34	/	/	<=30	Pass
		Edge_1RB_Right	21.11	/	/	24.11	/	/	<=30	Pass
		Outer_Full	21.43	/	/	24.43	/	/	<=30	Pass
		Inner_Full	22.58	/	/	25.58	/	/	<=30	Pass
		Inner_1RB_Left	22.33	/	/	25.33	/	/	<=30	Pass
	Inner_1RB_Right	22.11	/	/	25.11	/	/	<=30	Pass	
	3840	Edge_1RB_Left	20.84	/	/	23.84	/	/	<=30	Pass
		Edge_1RB_Right	21.50	/	/	24.50	/	/	<=30	Pass
		Outer_Full	20.96	/	/	23.96	/	/	<=30	Pass
		Inner_Full	22.00	/	/	25.00	/	/	<=30	Pass
		Inner_1RB_Left	21.74	/	/	24.74	/	/	<=30	Pass
	Inner_1RB_Right	22.42	/	/	25.42	/	/	<=30	Pass	
	3930	Edge_1RB_Left	21.18	/	/	24.18	/	/	<=30	Pass
		Edge_1RB_Right	21.37	/	/	24.37	/	/	<=30	Pass
		Outer_Full	21.14	/	/	24.14	/	/	<=30	Pass
Inner_Full		22.35	/	/	25.35	/	/	<=30	Pass	
Inner_1RB_Left		22.45	/	/	25.45	/	/	<=30	Pass	
Inner_1RB_Right	22.23	/	/	25.23	/	/	<=30	Pass		
DFT-s-OFDM 64 QAM	3750	Edge_1RB_Left	20.88	/	/	23.88	/	/	<=30	Pass
		Edge_1RB_Right	20.76	/	/	23.76	/	/	<=30	Pass

		Outer_Full	20.97	/	/	23.97	/	/	<=30	Pass
		Inner_Full	21.05	/	/	24.05	/	/	<=30	Pass
		Inner_1RB_Left	20.88	/	/	23.88	/	/	<=30	Pass
		Inner_1RB_Right	20.63	/	/	23.63	/	/	<=30	Pass
	3840	Edge_1RB_Left	20.47	/	/	23.47	/	/	<=30	Pass
		Edge_1RB_Right	21.10	/	/	24.10	/	/	<=30	Pass
		Outer_Full	20.58	/	/	23.58	/	/	<=30	Pass
		Inner_Full	20.51	/	/	23.51	/	/	<=30	Pass
		Inner_1RB_Left	20.40	/	/	23.40	/	/	<=30	Pass
		Inner_1RB_Right	21.07	/	/	24.07	/	/	<=30	Pass
	3930	Edge_1RB_Left	20.79	/	/	23.79	/	/	<=30	Pass
		Edge_1RB_Right	21.45	/	/	24.45	/	/	<=30	Pass
		Outer_Full	20.90	/	/	23.90	/	/	<=30	Pass
		Inner_Full	20.80	/	/	23.80	/	/	<=30	Pass
Inner_1RB_Left		20.86	/	/	23.86	/	/	<=30	Pass	
Inner_1RB_Right		21.45	/	/	24.45	/	/	<=30	Pass	
DFT-s-OFDM 256 QAM	3750	Edge_1RB_Left	18.52	/	/	21.52	/	/	<=30	Pass
		Edge_1RB_Right	18.43	/	/	21.43	/	/	<=30	Pass
		Outer_Full	18.89	/	/	21.89	/	/	<=30	Pass
		Inner_Full	19.11	/	/	22.11	/	/	<=30	Pass
		Inner_1RB_Left	18.57	/	/	21.57	/	/	<=30	Pass
		Inner_1RB_Right	18.41	/	/	21.41	/	/	<=30	Pass
	3840	Edge_1RB_Left	18.01	/	/	21.01	/	/	<=30	Pass
		Edge_1RB_Right	18.77	/	/	21.77	/	/	<=30	Pass
		Outer_Full	18.62	/	/	21.62	/	/	<=30	Pass
		Inner_Full	18.63	/	/	21.63	/	/	<=30	Pass
		Inner_1RB_Left	18.02	/	/	21.02	/	/	<=30	Pass
		Inner_1RB_Right	18.73	/	/	21.73	/	/	<=30	Pass
	3930	Edge_1RB_Left	18.28	/	/	21.28	/	/	<=30	Pass
		Edge_1RB_Right	19.02	/	/	22.02	/	/	<=30	Pass
		Outer_Full	18.85	/	/	21.85	/	/	<=30	Pass
		Inner_Full	18.92	/	/	21.92	/	/	<=30	Pass
		Inner_1RB_Left	18.30	/	/	21.30	/	/	<=30	Pass
		Inner_1RB_Right	18.99	/	/	21.99	/	/	<=30	Pass
CP-OFDM QPSK	3750	Edge_1RB_Left	20.16	/	/	23.16	/	/	<=30	Pass
		Edge_1RB_Right	20.01	/	/	23.01	/	/	<=30	Pass
		Outer_Full	20.41	/	/	23.41	/	/	<=30	Pass
		Inner_Full	22.03	/	/	25.03	/	/	<=30	Pass
		Inner_1RB_Left	21.70	/	/	24.70	/	/	<=30	Pass
		Inner_1RB_Right	21.68	/	/	24.68	/	/	<=30	Pass
	3840	Edge_1RB_Left	19.61	/	/	22.61	/	/	<=30	Pass
		Edge_1RB_Right	20.37	/	/	23.37	/	/	<=30	Pass
		Outer_Full	20.07	/	/	23.07	/	/	<=30	Pass
		Inner_Full	21.45	/	/	24.45	/	/	<=30	Pass
		Inner_1RB_Left	21.17	/	/	24.17	/	/	<=30	Pass
		Inner_1RB_Right	21.93	/	/	24.93	/	/	<=30	Pass
	3930	Edge_1RB_Left	19.85	/	/	22.85	/	/	<=30	Pass
		Edge_1RB_Right	20.63	/	/	23.63	/	/	<=30	Pass
		Outer_Full	20.37	/	/	23.37	/	/	<=30	Pass
		Inner_Full	21.77	/	/	24.77	/	/	<=30	Pass
		Inner_1RB_Left	21.47	/	/	24.47	/	/	<=30	Pass
		Inner_1RB_Right	22.35	/	/	25.35	/	/	<=30	Pass
CP-OFDM 16 QAM	3750	Edge_1RB_Left	20.23	/	/	23.23	/	/	<=30	Pass
		Edge_1RB_Right	20.08	/	/	23.08	/	/	<=30	Pass
		Outer_Full	20.43	/	/	23.43	/	/	<=30	Pass
		Inner_Full	21.54	/	/	24.54	/	/	<=30	Pass
		Inner_1RB_Left	21.21	/	/	24.21	/	/	<=30	Pass
		Inner_1RB_Right	21.03	/	/	24.03	/	/	<=30	Pass
	3840	Edge_1RB_Left	19.70	/	/	22.70	/	/	<=30	Pass

		Edge_1RB_Right	20.44	/	/	23.44	/	/	<=30	Pass
		Outer_Full	20.03	/	/	23.03	/	/	<=30	Pass
		Inner_Full	20.97	/	/	23.97	/	/	<=30	Pass
		Inner_1RB_Left	20.69	/	/	23.69	/	/	<=30	Pass
		Inner_1RB_Right	21.39	/	/	24.39	/	/	<=30	Pass
	3930	Edge_1RB_Left	20.00	/	/	23.00	/	/	<=30	Pass
		Edge_1RB_Right	20.77	/	/	23.77	/	/	<=30	Pass
		Outer_Full	20.38	/	/	23.38	/	/	<=30	Pass
		Inner_Full	21.26	/	/	24.26	/	/	<=30	Pass
		Inner_1RB_Left	21.08	/	/	24.08	/	/	<=30	Pass
CP-OFDM 64 QAM	3750	Inner_1RB_Right	21.73	/	/	24.73	/	/	<=30	Pass
		Edge_1RB_Left	19.80	/	/	22.80	/	/	<=30	Pass
		Edge_1RB_Right	19.68	/	/	22.68	/	/	<=30	Pass
		Outer_Full	19.89	/	/	22.89	/	/	<=30	Pass
		Inner_Full	19.99	/	/	22.99	/	/	<=30	Pass
	3840	Inner_1RB_Left	19.84	/	/	22.84	/	/	<=30	Pass
		Inner_1RB_Right	19.65	/	/	22.65	/	/	<=30	Pass
		Edge_1RB_Left	19.28	/	/	22.28	/	/	<=30	Pass
		Edge_1RB_Right	20.08	/	/	23.08	/	/	<=30	Pass
		Outer_Full	19.57	/	/	22.57	/	/	<=30	Pass
3930	Inner_Full	19.53	/	/	22.53	/	/	<=30	Pass	
	Inner_1RB_Left	19.34	/	/	22.34	/	/	<=30	Pass	
	Inner_1RB_Right	20.04	/	/	23.04	/	/	<=30	Pass	
	Edge_1RB_Left	19.64	/	/	22.64	/	/	<=30	Pass	
	Edge_1RB_Right	20.35	/	/	23.35	/	/	<=30	Pass	
CP-OFDM 256 QAM	3750	Outer_Full	19.90	/	/	22.90	/	/	<=30	Pass
		Inner_Full	19.85	/	/	22.85	/	/	<=30	Pass
		Inner_1RB_Left	19.68	/	/	22.68	/	/	<=30	Pass
		Inner_1RB_Right	20.32	/	/	23.32	/	/	<=30	Pass
		Edge_1RB_Left	16.64	/	/	19.64	/	/	<=30	Pass
	3840	Edge_1RB_Right	16.53	/	/	19.53	/	/	<=30	Pass
		Outer_Full	16.91	/	/	19.91	/	/	<=30	Pass
		Inner_Full	17.01	/	/	20.01	/	/	<=30	Pass
		Inner_1RB_Left	16.70	/	/	19.70	/	/	<=30	Pass
		Inner_1RB_Right	16.53	/	/	19.53	/	/	<=30	Pass
3930	Edge_1RB_Left	16.08	/	/	19.08	/	/	<=30	Pass	
	Edge_1RB_Right	16.91	/	/	19.91	/	/	<=30	Pass	
	Outer_Full	16.55	/	/	19.55	/	/	<=30	Pass	
	Inner_Full	16.55	/	/	19.55	/	/	<=30	Pass	
	Inner_1RB_Left	16.14	/	/	19.14	/	/	<=30	Pass	
	3930	Inner_1RB_Right	16.86	/	/	19.86	/	/	<=30	Pass
		Edge_1RB_Left	16.51	/	/	19.51	/	/	<=30	Pass
		Edge_1RB_Right	17.18	/	/	20.18	/	/	<=30	Pass
		Outer_Full	16.88	/	/	19.88	/	/	<=30	Pass
		Inner_Full	16.88	/	/	19.88	/	/	<=30	Pass
		Inner_1RB_Left	16.57	/	/	19.57	/	/	<=30	Pass
		Inner_1RB_Right	17.17	/	/	20.17	/	/	<=30	Pass

Note1: Antenna Gain: Ant10: 3.00dBi;

Note2: EIRP=Conducted Power+Antenna Gain

2. Frequency Stability

2.1 Test Result

2.1.1 30k_SISO_100MHz

5G NR n77a SCS=30kHz SISO 100MHz								
Modulation	Frequency (MHz)	RB Allocation	Temp. (°C)	Volt.	Freq. Error (Hz)	Freq. vs. rated (ppm)		Verdict
						Result	Limit	
DFT-s-OFDM QPSK	3840	Outer_Full	20	LV	-6.30	-0.0016	>=-2.5 & <=2.5	Pass
				HV	-8.40	-0.0022	>=-2.5 & <=2.5	Pass
			-30	NV	-8.40	-0.0022	>=-2.5 & <=2.5	Pass
			-20	NV	-8.70	-0.0023	>=-2.5 & <=2.5	Pass
			-10	NV	-13.70	-0.0036	>=-2.5 & <=2.5	Pass
			0	NV	-6.50	-0.0017	>=-2.5 & <=2.5	Pass
			10	NV	-4.00	-0.0010	>=-2.5 & <=2.5	Pass
			20	NV	-10.30	-0.0027	>=-2.5 & <=2.5	Pass
			30	NV	-5.40	-0.0014	>=-2.5 & <=2.5	Pass
			40	NV	-7.70	-0.0020	>=-2.5 & <=2.5	Pass
50	NV	-7.00	-0.0018	>=-2.5 & <=2.5	Pass			

3. 99% & 26dB Bandwidth

3.1 Test Result

3.1.1 30k_SISO_40MHz_NTNV

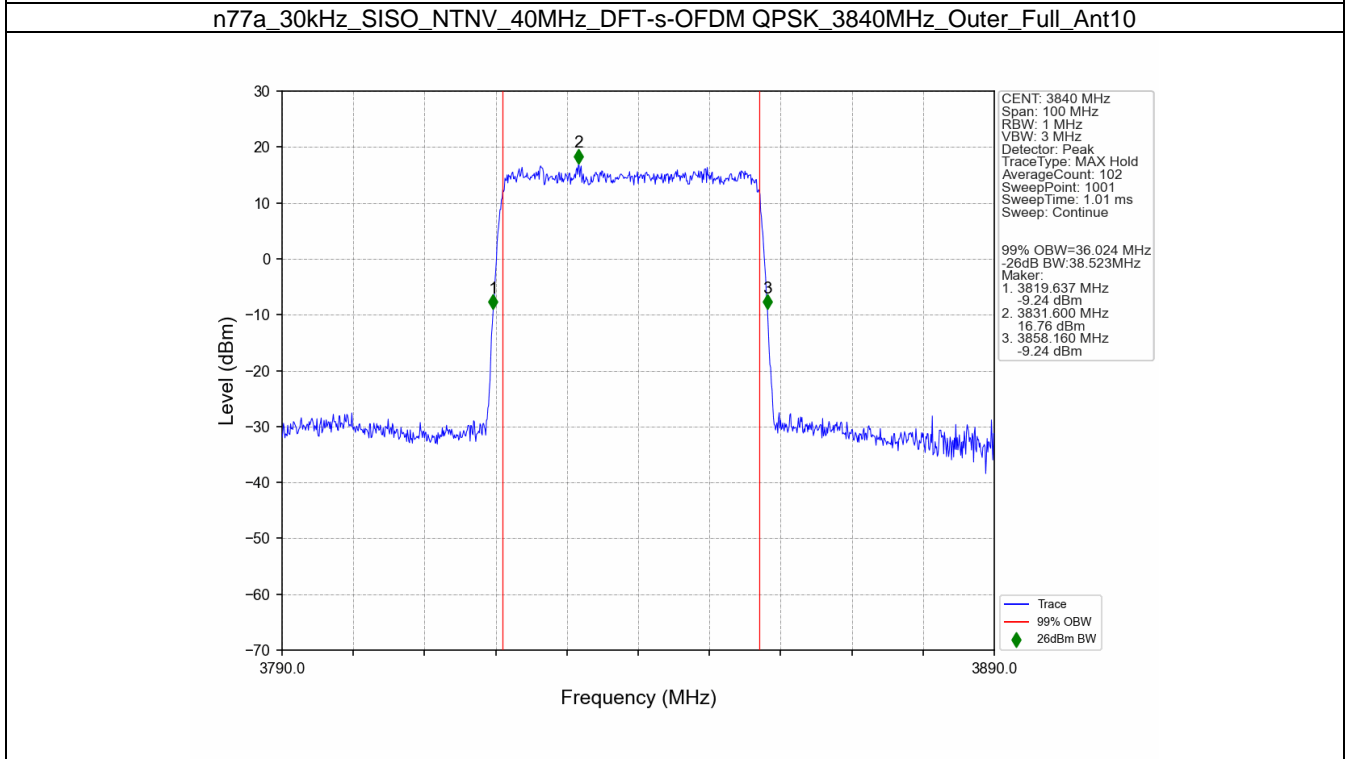
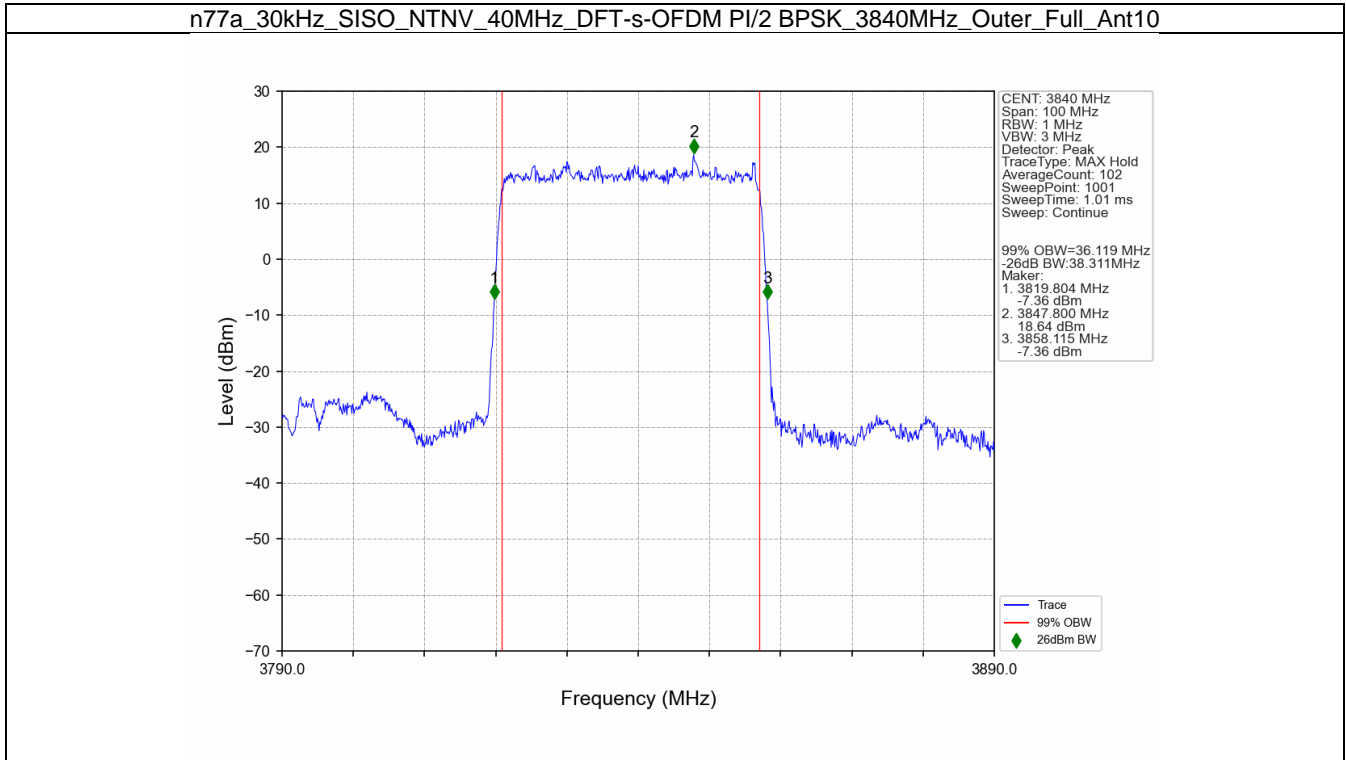
5G NR n77a SCS=30kHz SISO 40MHz NTN						
Modulation	Frequency (MHz)	RB Allocation	99% Bandwidth (MHz)	26dB Bandwidth (MHz)	Limit (MHz)	Verdict
DFT-s-OFDM PI/2 BPSK	3840	Outer_Full	36.12	38.31	/	Pass
DFT-s-OFDM QPSK	3840	Outer_Full	36.02	38.52	/	Pass
DFT-s-OFDM 16 QAM	3840	Outer_Full	36.03	38.43	/	Pass
DFT-s-OFDM 64 QAM	3840	Outer_Full	36.06	38.52	/	Pass
DFT-s-OFDM 256 QAM	3840	Outer_Full	35.98	38.31	/	Pass
CP-OFDM QPSK	3840	Outer_Full	38.17	40.52	/	Pass
CP-OFDM 16 QAM	3840	Outer_Full	38.05	40.54	/	Pass
CP-OFDM 64 QAM	3840	Outer_Full	38.17	40.49	/	Pass
CP-OFDM 256 QAM	3840	Outer_Full	38.09	40.63	/	Pass

3.1.2 30k_SISO_100MHz_NTNV

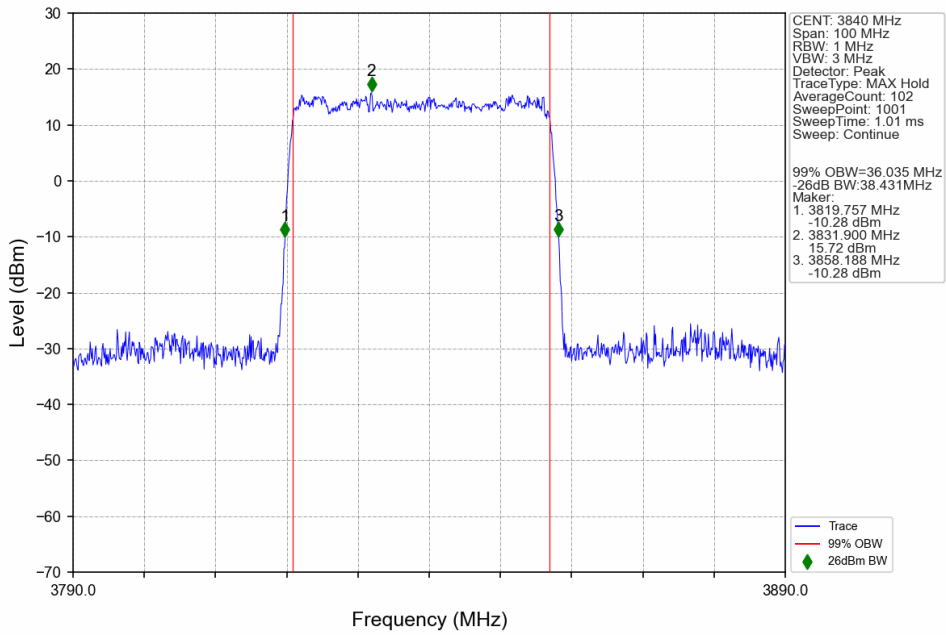
5G NR n77a SCS=30kHz SISO 100MHz NTN						
Modulation	Frequency (MHz)	RB Allocation	99% Bandwidth (MHz)	26dB Bandwidth (MHz)	Limit (MHz)	Verdict
DFT-s-OFDM PI/2 BPSK	3840	Outer_Full	96.82	101.93	/	Pass
DFT-s-OFDM QPSK	3840	Outer_Full	96.47	101.96	/	Pass
DFT-s-OFDM 16 QAM	3840	Outer_Full	96.69	101.87	/	Pass
DFT-s-OFDM 64 QAM	3840	Outer_Full	96.71	102.01	/	Pass
DFT-s-OFDM 256 QAM	3840	Outer_Full	96.77	101.94	/	Pass
CP-OFDM QPSK	3840	Outer_Full	97.92	102.92	/	Pass
CP-OFDM 16 QAM	3840	Outer_Full	97.75	102.98	/	Pass
CP-OFDM 64 QAM	3840	Outer_Full	97.84	103.00	/	Pass
CP-OFDM 256 QAM	3840	Outer_Full	97.79	102.99	/	Pass

3.2 Test Graph

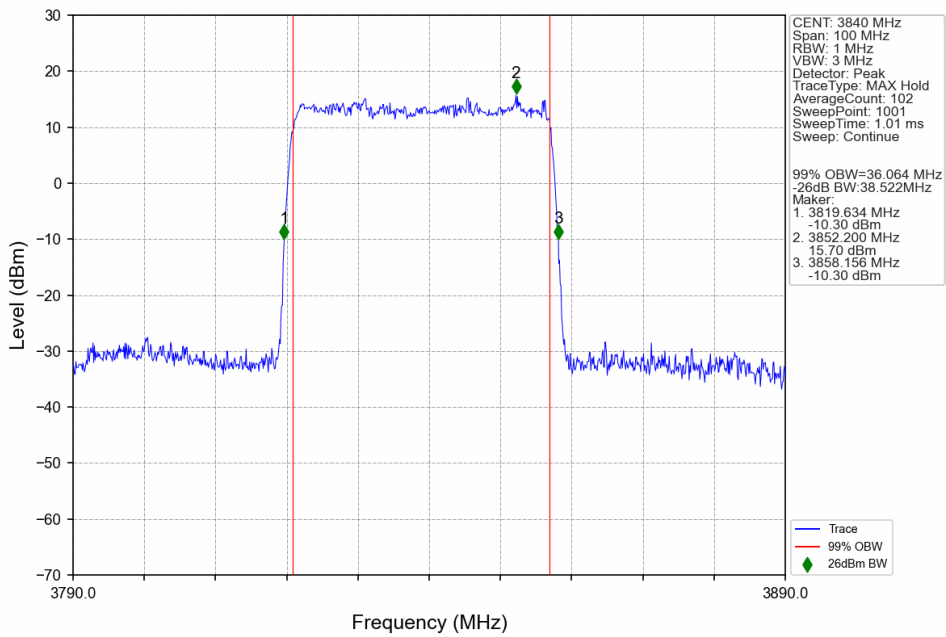
3.2.1 30k_SISO_40MHz_NTNV



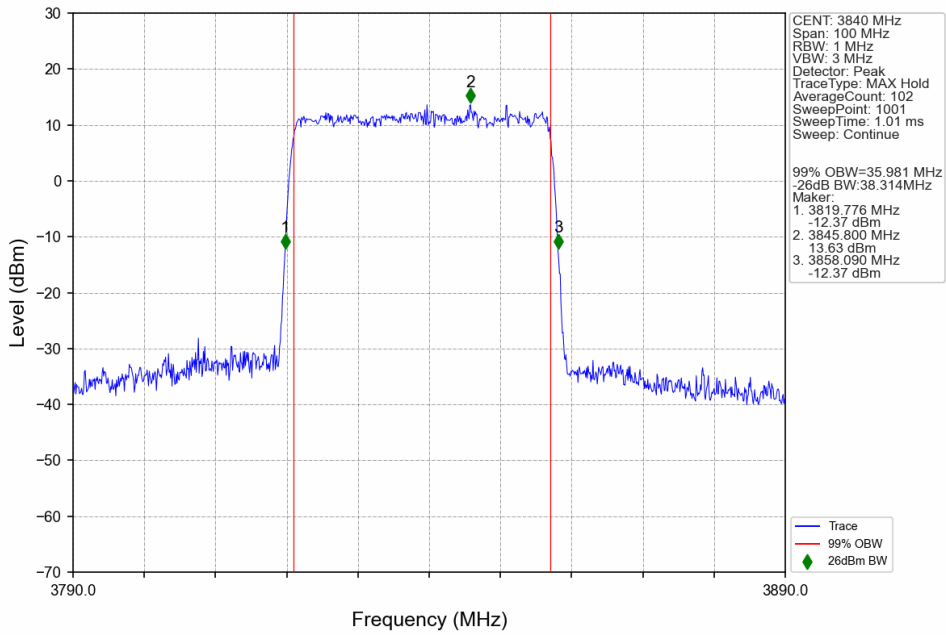
n77a_30kHz_SISO_NTNV_40MHz_DFT-s-OFDM 16 QAM_3840MHz_Outer_Full_Ant10



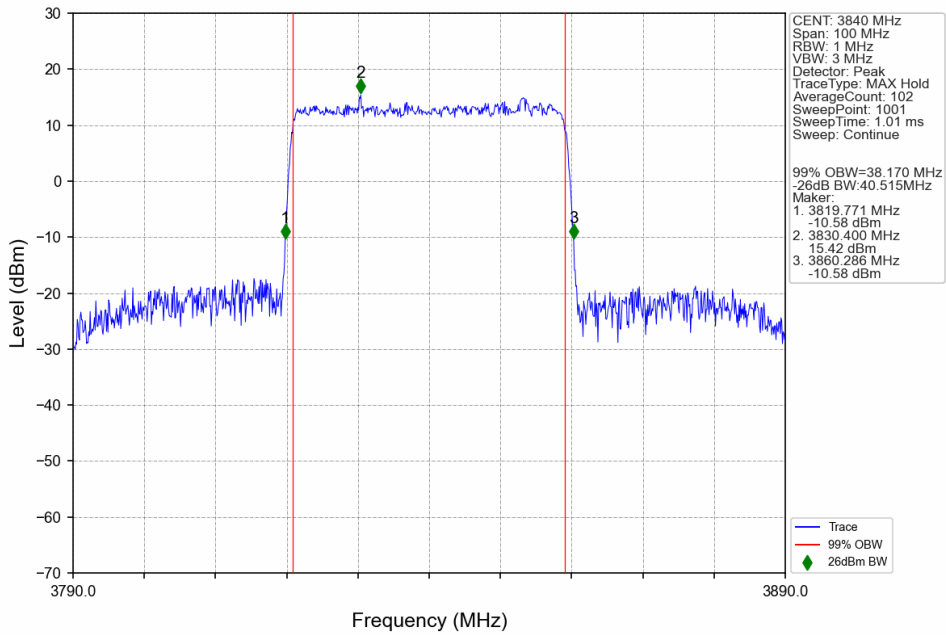
n77a_30kHz_SISO_NTNV_40MHz_DFT-s-OFDM 64 QAM_3840MHz_Outer_Full_Ant10



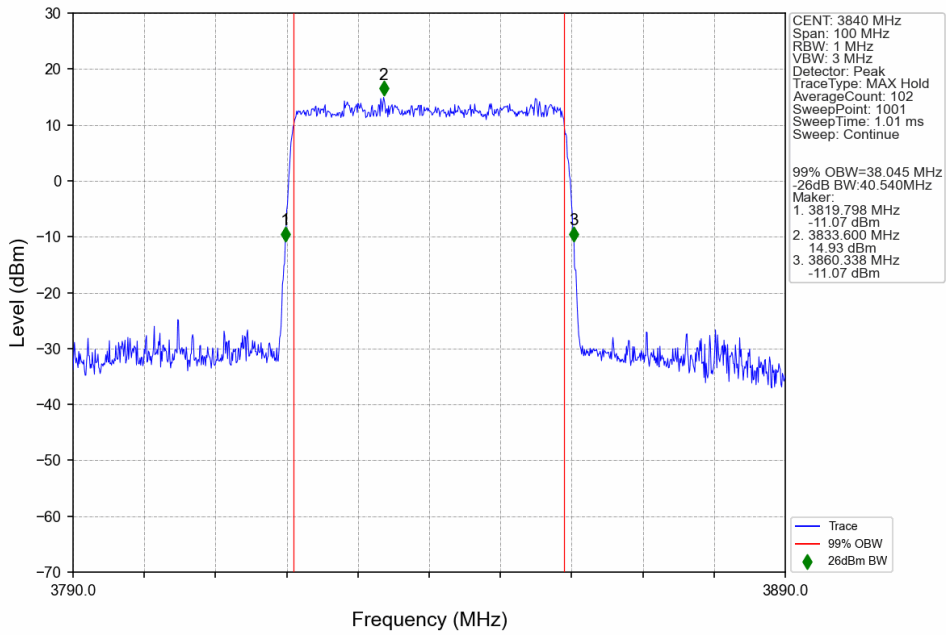
n77a_30kHz_SISO_NTNV_40MHz_DFT-s-OFDM 256 QAM_3840MHz_Outer_Full_Ant10



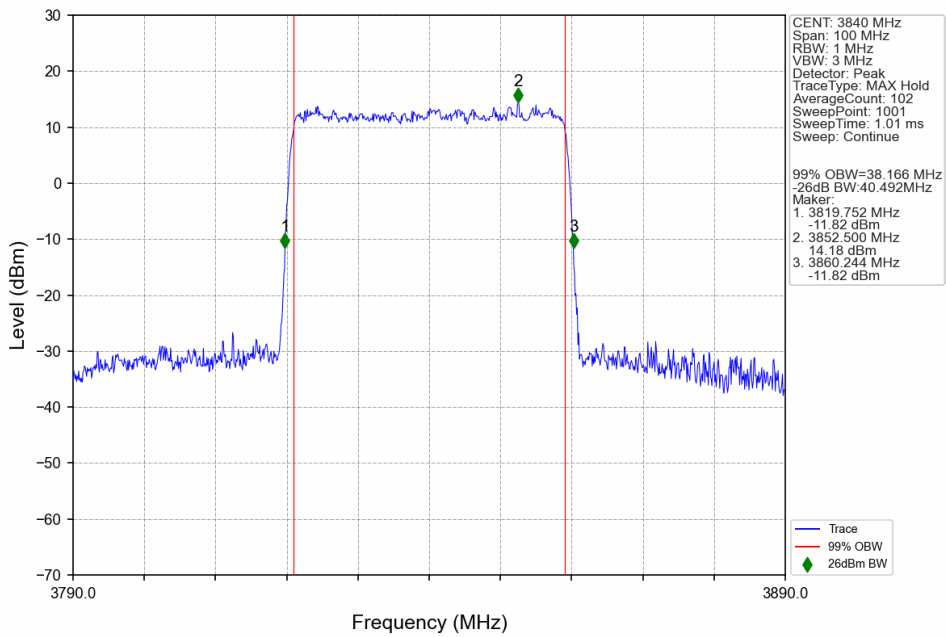
n77a_30kHz_SISO_NTNV_40MHz_CP-OFDM QPSK_3840MHz_Outer_Full_Ant10



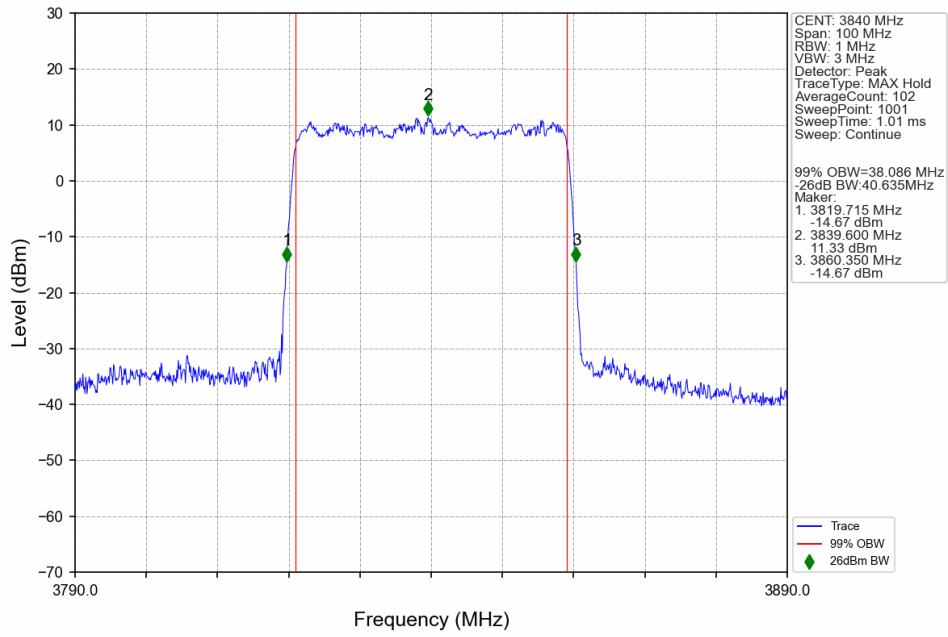
n77a_30kHz_SISO_NTNV_40MHz_CP-OFDM 16 QAM_3840MHz_Outer_Full_Ant10



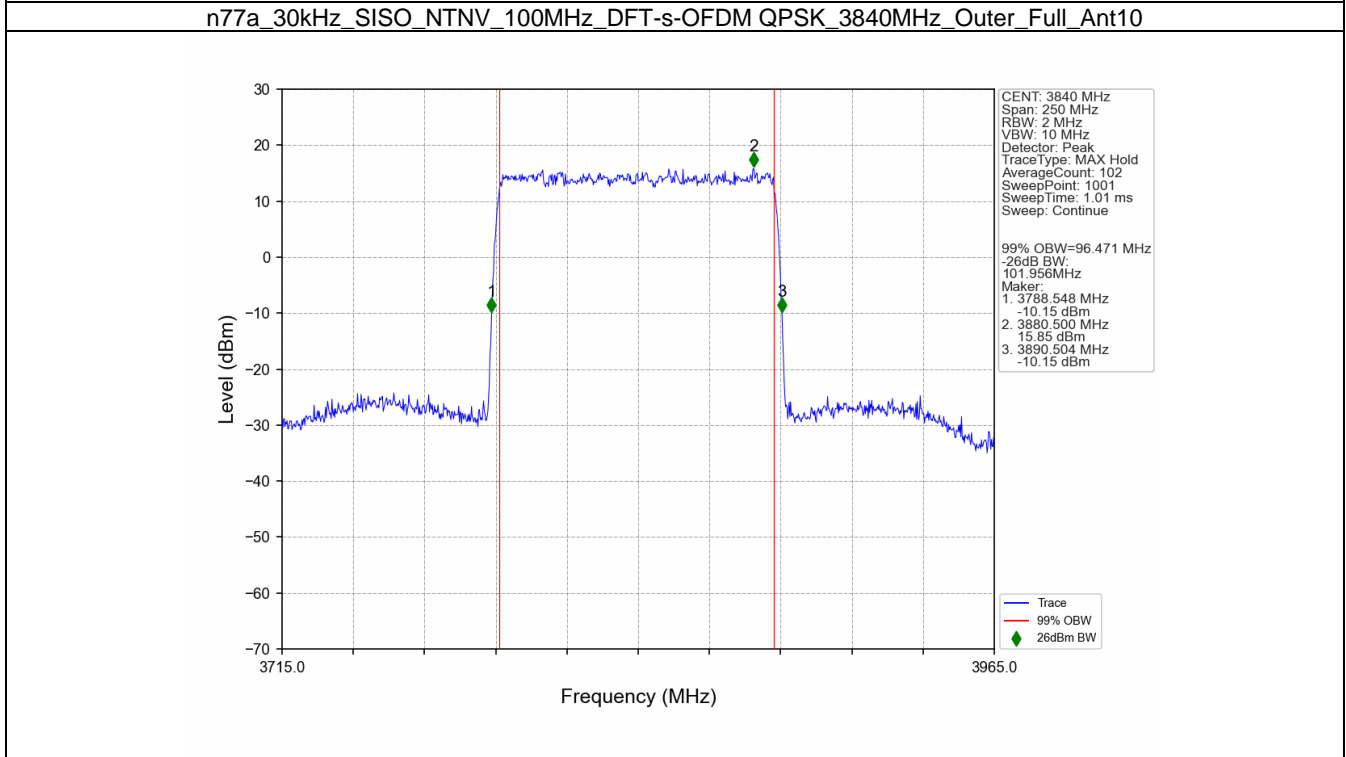
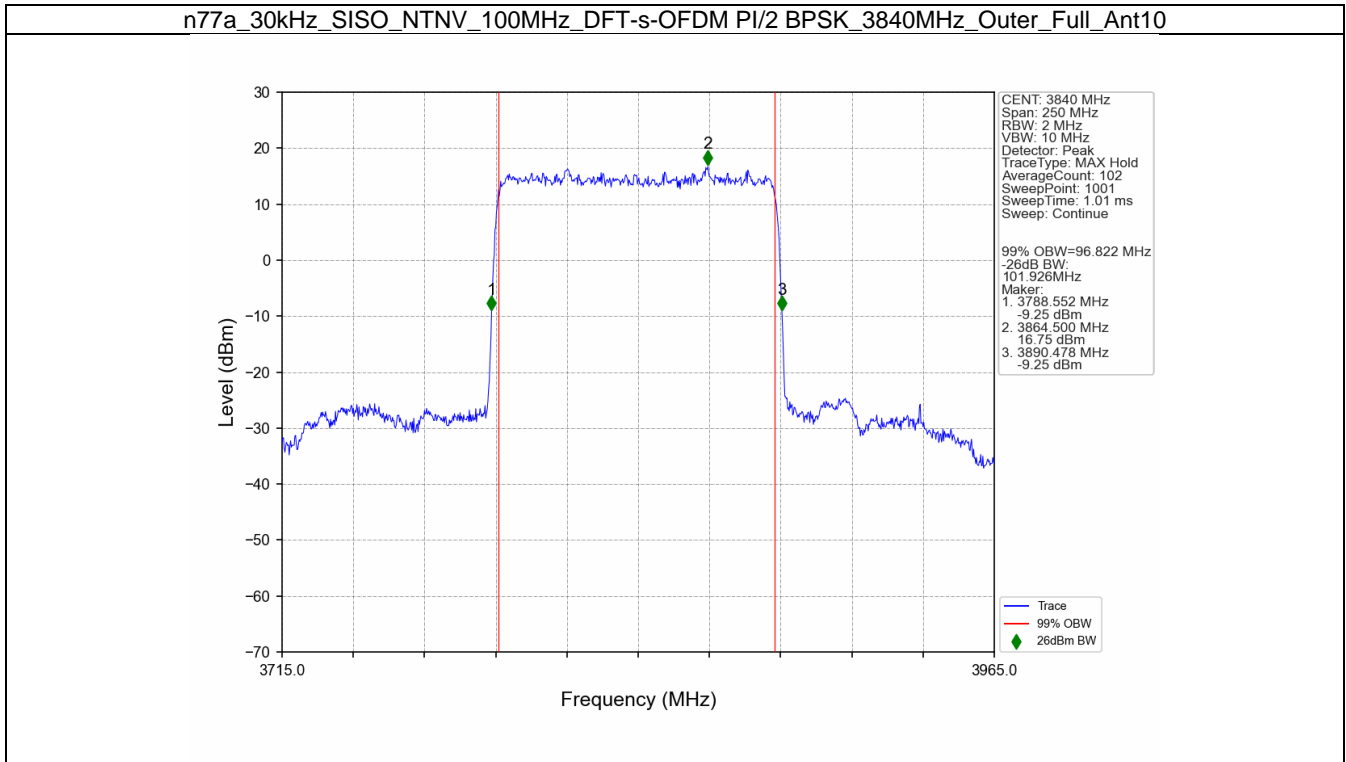
n77a_30kHz_SISO_NTNV_40MHz_CP-OFDM 64 QAM_3840MHz_Outer_Full_Ant10



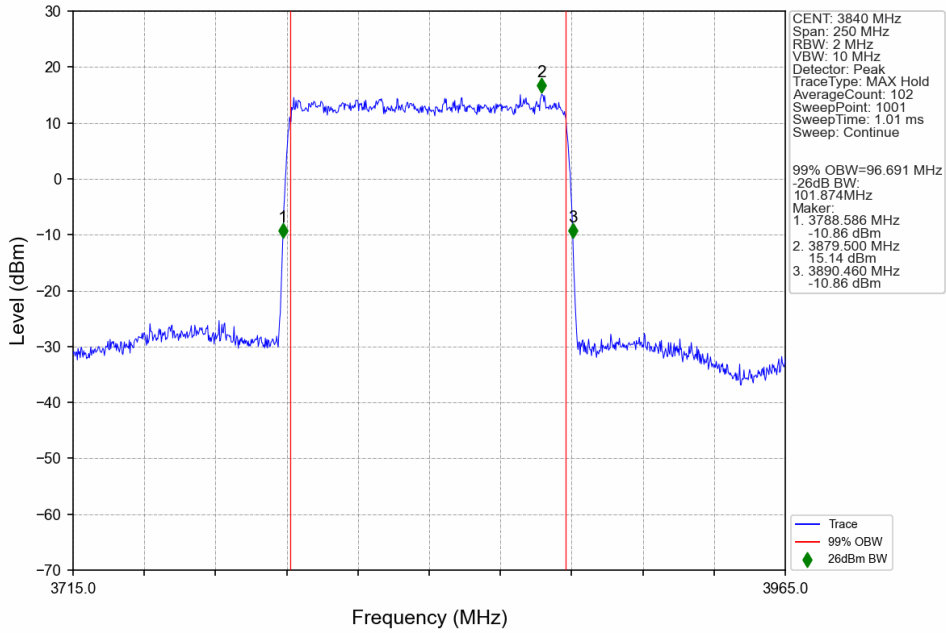
n77a_30kHz_SISO_NTNV_40MHz_CP-OFDM_256_QAM_3840MHz_Outer_Full_Ant10



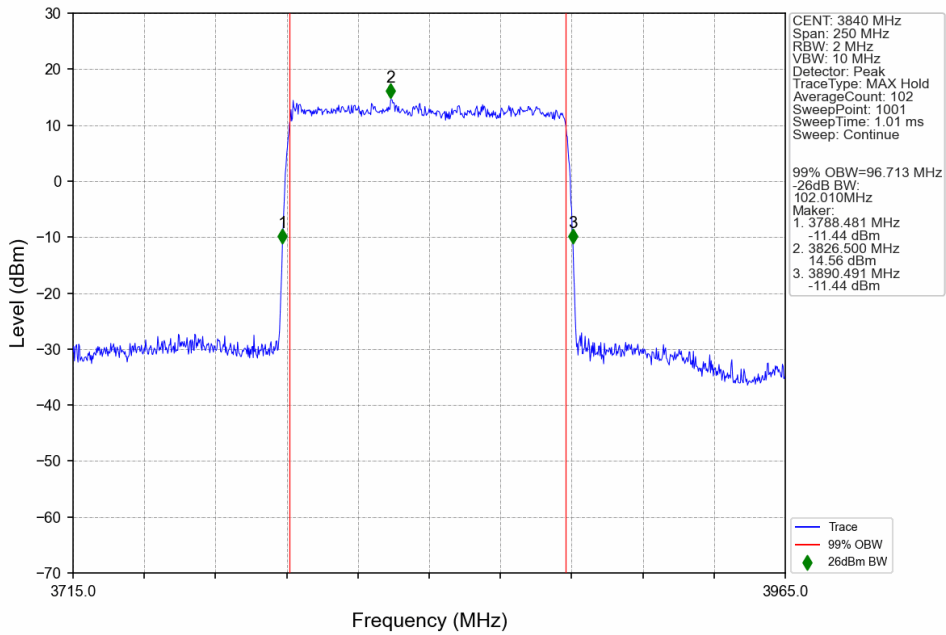
3.2.2 30k_SISO_100MHz_NTNV



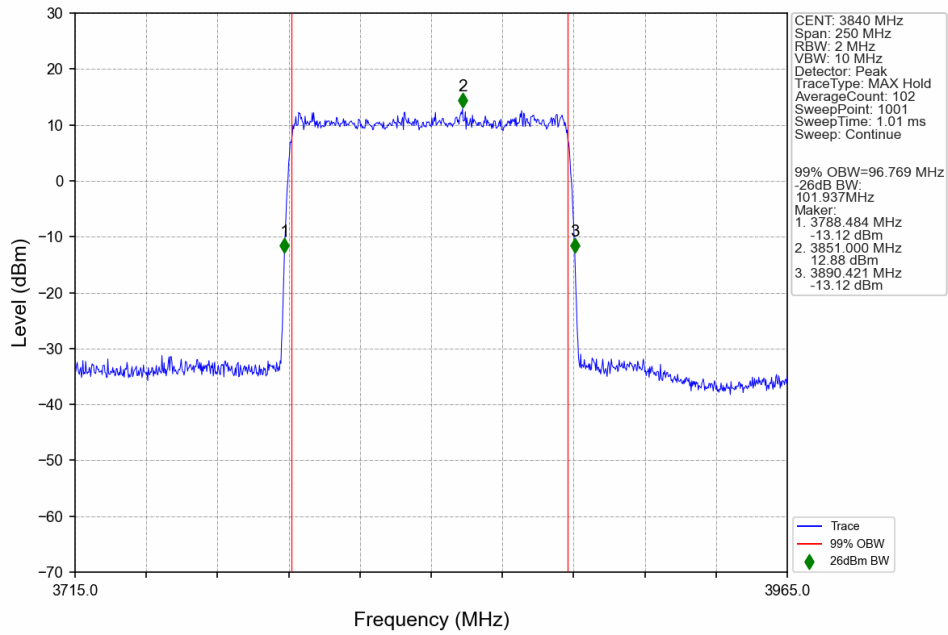
n77a_30kHz_SISO_NTNV_100MHz_DFT-s-OFDM 16 QAM_3840MHz_Outer_Full_Ant10



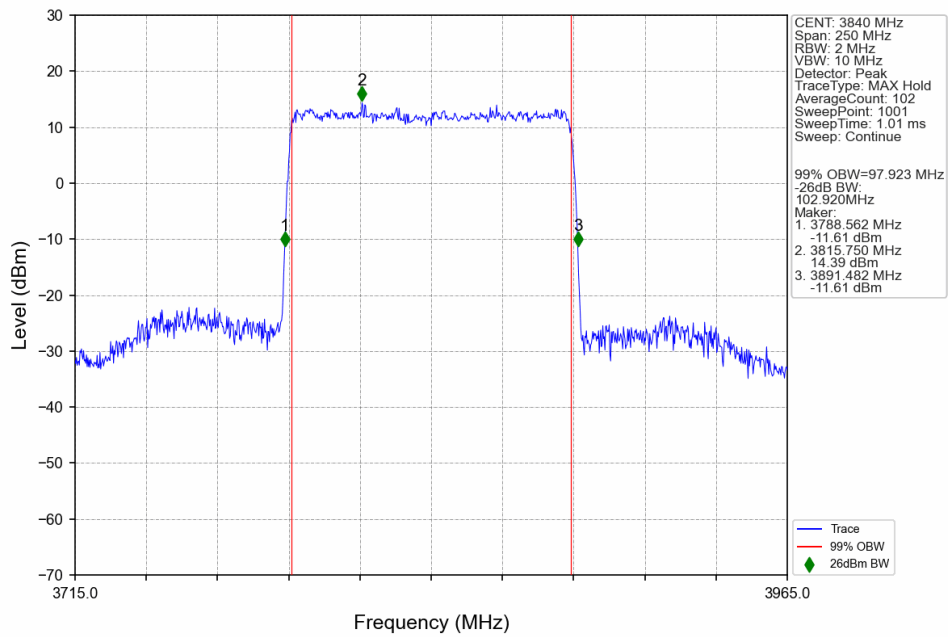
n77a_30kHz_SISO_NTNV_100MHz_DFT-s-OFDM 64 QAM_3840MHz_Outer_Full_Ant10



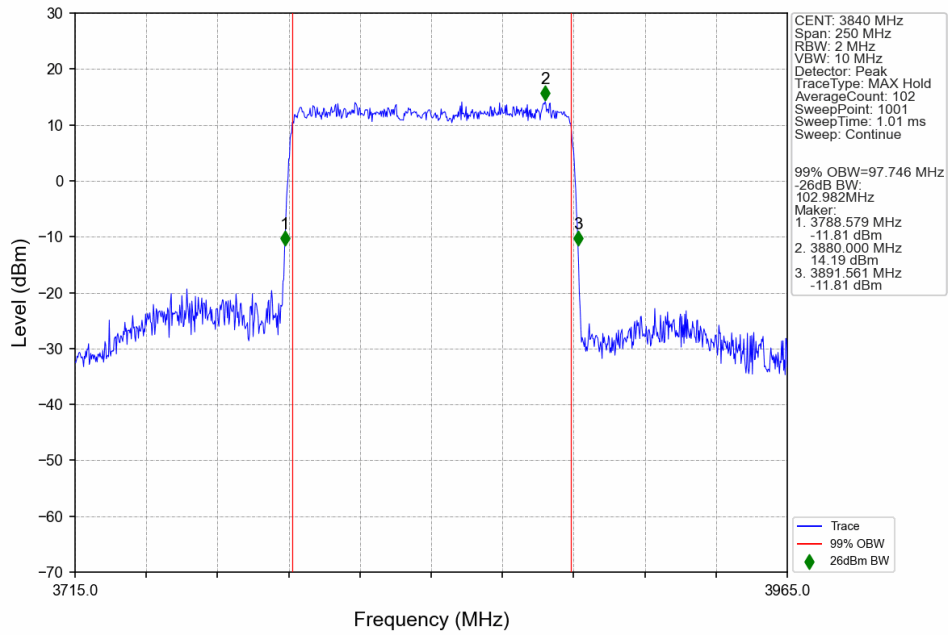
n77a_30kHz_SISO_NTNV_100MHz_DFT-s-OFDM 256 QAM_3840MHz_Outer_Full_Ant10



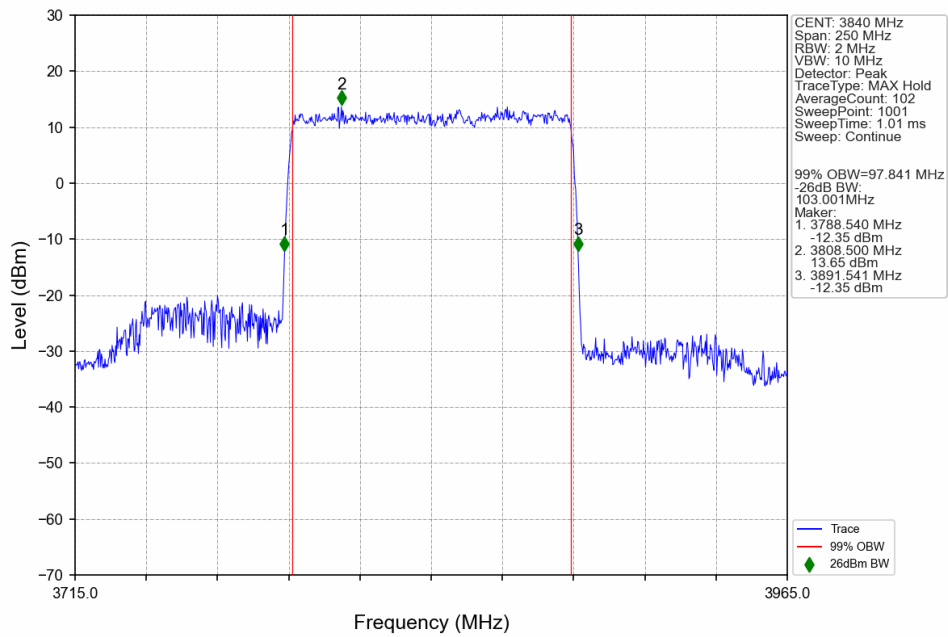
n77a_30kHz_SISO_NTNV_100MHz_CP-OFDM QPSK_3840MHz_Outer_Full_Ant10



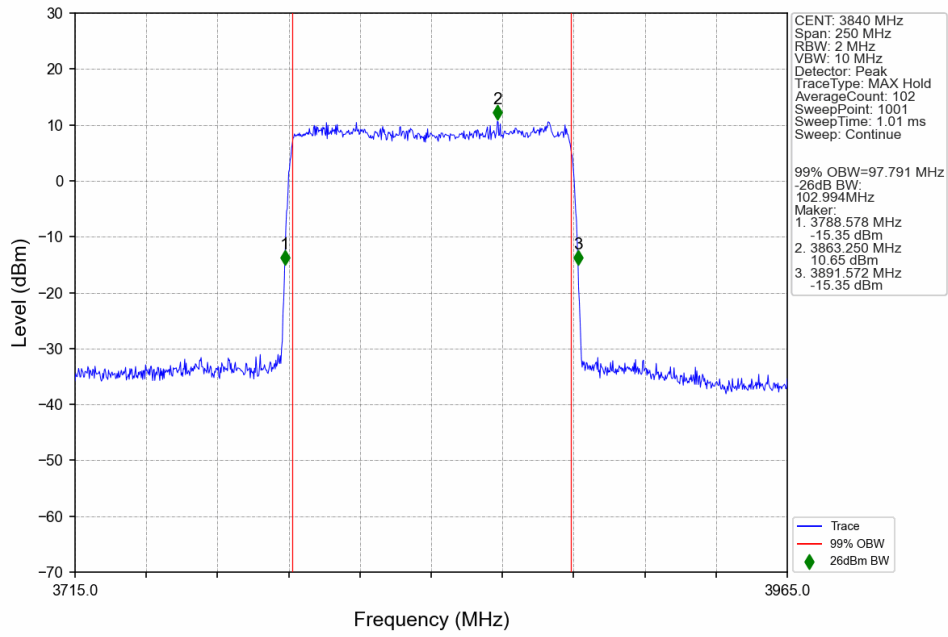
n77a_30kHz_SISO_NTNV_100MHz_CP-OFDM 16 QAM_3840MHz_Outer_Full_Ant10



n77a_30kHz_SISO_NTNV_100MHz_CP-OFDM 64 QAM_3840MHz_Outer_Full_Ant10



n77a_30kHz_SISO_NTNV_100MHz_CP-OFDM 256 QAM_3840MHz_Outer_Full_Ant10



4. Peak-Average Ratio

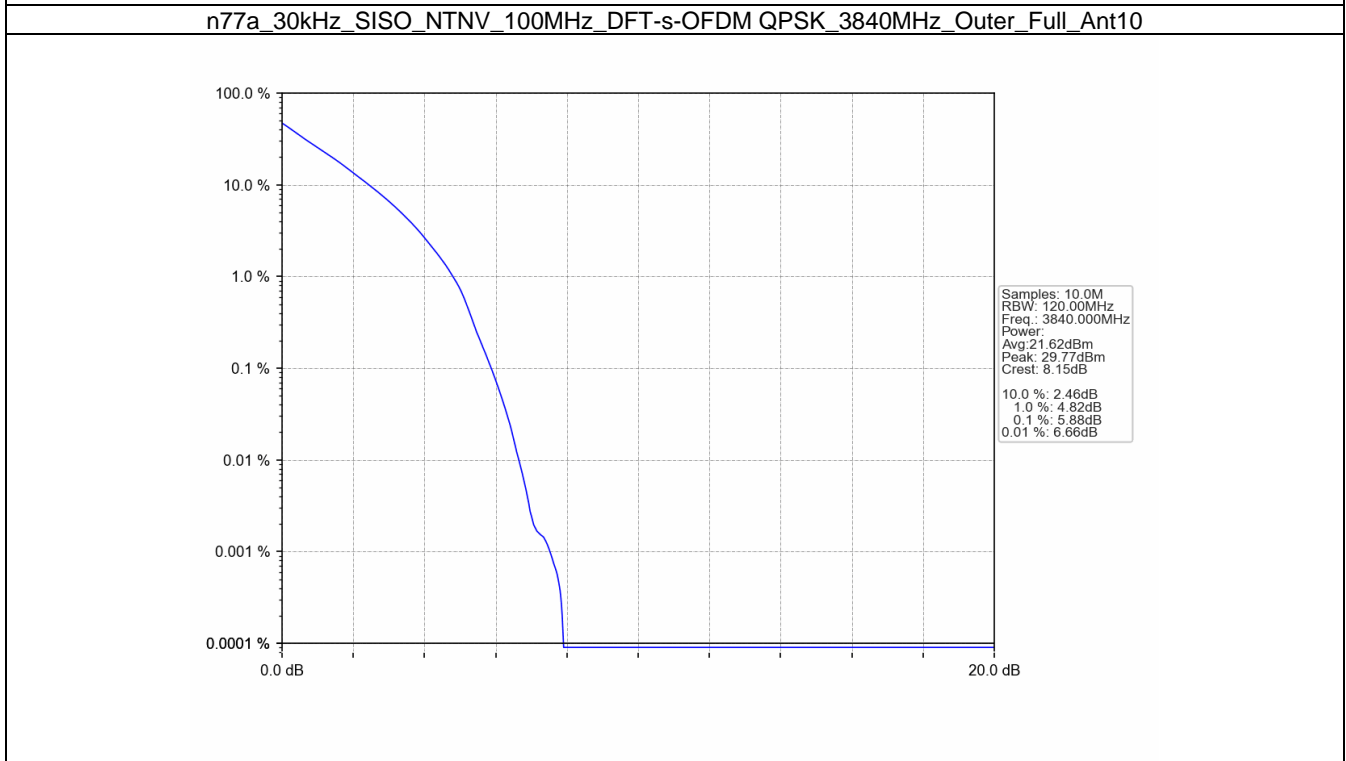
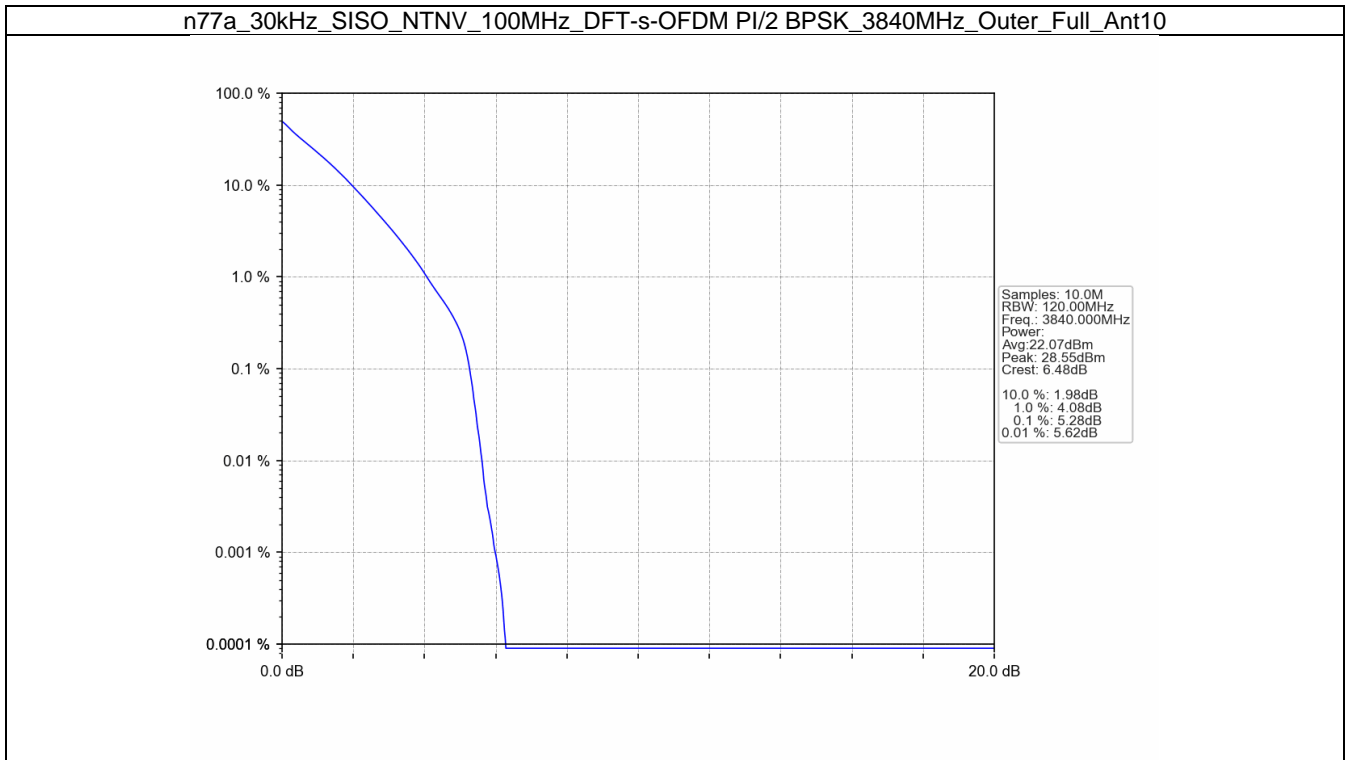
4.1 Test Result

4.1.1 30k_SISO_100MHz_NTNV

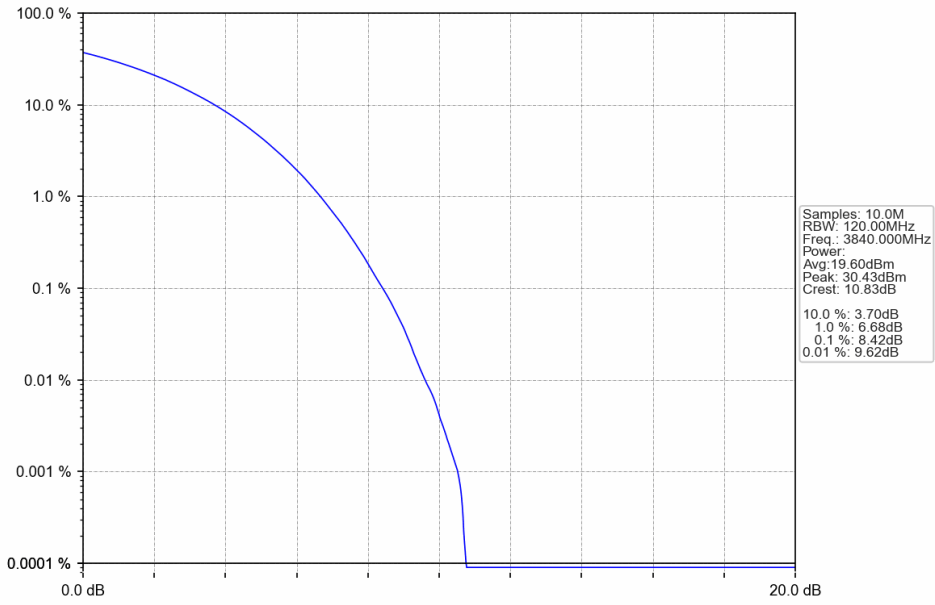
5G NR n77a SCS=30kHz SISO 100MHz NTN							
Modulation	Frequency (MHz)	RB Allocation	Peak-Average Ratio (dB)				Verdict
			Ant10	Ant2	Sum	Limit	
DFT-s-OFDM PI/2 BPSK	3840	Outer_Full	5.28	/	/	<=13	Pass
DFT-s-OFDM QPSK	3840	Outer_Full	5.88	/	/	<=13	Pass
CP-OFDM QPSK	3840	Outer_Full	8.42	/	/	<=13	Pass

4.2 Test Graph

4.2.1 30k_SISO_100MHz_NTNV



n77a_30kHz_SISO_NTV_100MHz_CP-OFDM QPSK_3840MHz_Outer_Full_Ant10



5. Spurious Emission

5.1 Test Result

5.1.1 30k_SISO_40MHz_NTNV

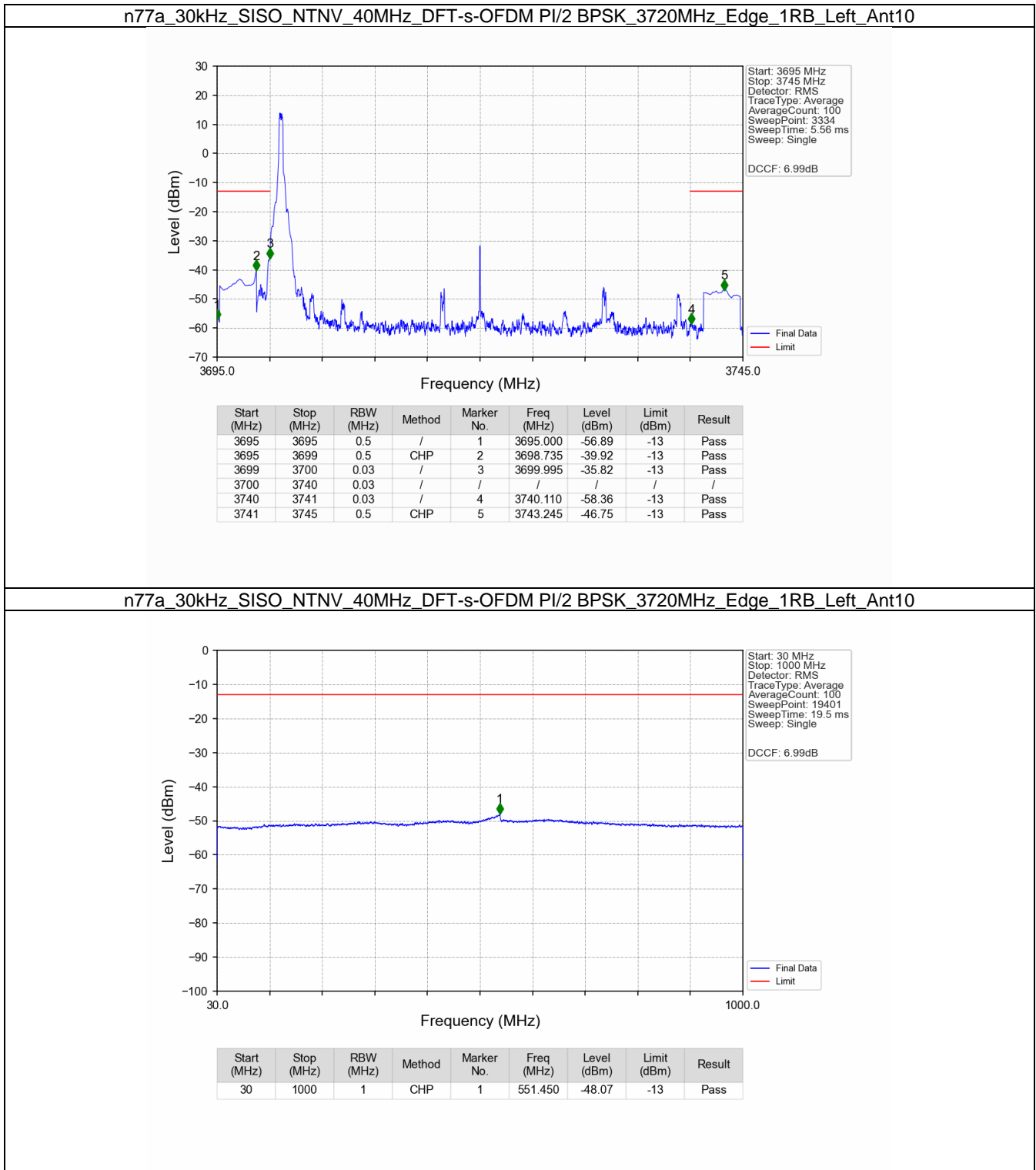
5G NR n77a SCS=30kHz SISO 40MHz NTVN							
Modulation	Frequency (MHz)	RB Allocation	Spurious Emission				Verdict
			Ant10	Ant2	Sum	Limit	
DFT-s-OFDM PI/2 BPSK	3720	Edge_1RB_Left	Refer To Test Graph				Pass
		Outer_Full	Refer To Test Graph				Pass
	3840	Edge_1RB_Left	Refer To Test Graph				Pass
		Edge_1RB_Right	Refer To Test Graph				Pass
	3960	Edge_1RB_Right	Refer To Test Graph				Pass
		Outer_Full	Refer To Test Graph				Pass
DFT-s-OFDM QPSK	3720	Edge_1RB_Left	Refer To Test Graph				Pass
		Outer_Full	Refer To Test Graph				Pass
	3840	Edge_1RB_Left	Refer To Test Graph				Pass
		Edge_1RB_Right	Refer To Test Graph				Pass
	3960	Edge_1RB_Right	Refer To Test Graph				Pass
		Outer_Full	Refer To Test Graph				Pass
CP-OFDM QPSK	3720	Edge_1RB_Left	Refer To Test Graph				Pass
		Outer_Full	Refer To Test Graph				Pass
	3840	Edge_1RB_Left	Refer To Test Graph				Pass
		Edge_1RB_Right	Refer To Test Graph				Pass
	3960	Edge_1RB_Right	Refer To Test Graph				Pass
		Outer_Full	Refer To Test Graph				Pass

5.1.2 30k_SISO_100MHz_NTNV

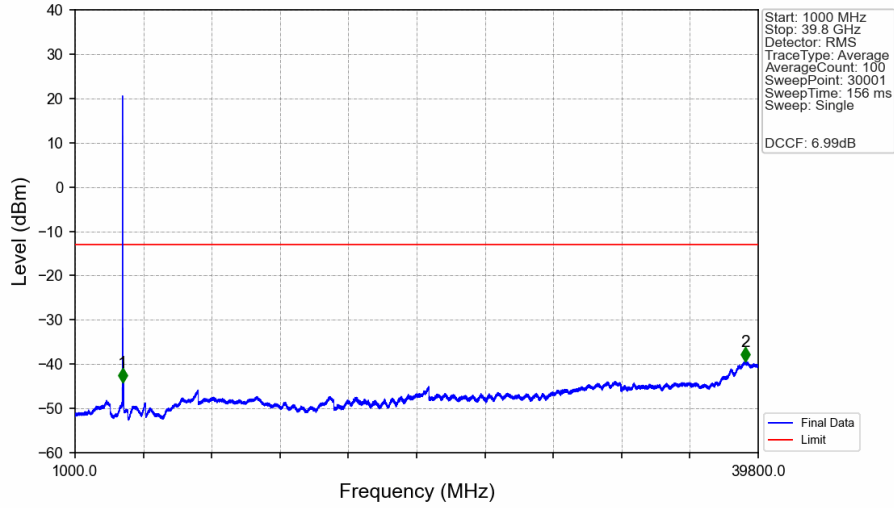
5G NR n77a SCS=30kHz SISO 100MHz NTVN							
Modulation	Frequency (MHz)	RB Allocation	Spurious Emission				Verdict
			Ant10	Ant2	Sum	Limit	
DFT-s-OFDM PI/2 BPSK	3750	Edge_1RB_Left	Refer To Test Graph				Pass
		Outer_Full	Refer To Test Graph				Pass
	3840	Edge_1RB_Left	Refer To Test Graph				Pass
		Edge_1RB_Right	Refer To Test Graph				Pass
	3930	Edge_1RB_Right	Refer To Test Graph				Pass
		Outer_Full	Refer To Test Graph				Pass
DFT-s-OFDM QPSK	3750	Edge_1RB_Left	Refer To Test Graph				Pass
		Outer_Full	Refer To Test Graph				Pass
	3840	Edge_1RB_Left	Refer To Test Graph				Pass
		Edge_1RB_Right	Refer To Test Graph				Pass
	3930	Edge_1RB_Right	Refer To Test Graph				Pass
		Outer_Full	Refer To Test Graph				Pass
CP-OFDM QPSK	3750	Edge_1RB_Left	Refer To Test Graph				Pass
		Outer_Full	Refer To Test Graph				Pass
	3840	Edge_1RB_Left	Refer To Test Graph				Pass
		Edge_1RB_Right	Refer To Test Graph				Pass
	3930	Edge_1RB_Right	Refer To Test Graph				Pass
		Outer_Full	Refer To Test Graph				Pass

5.2 Test Graph

5.2.1 30k_SISO_40MHz_NTNV

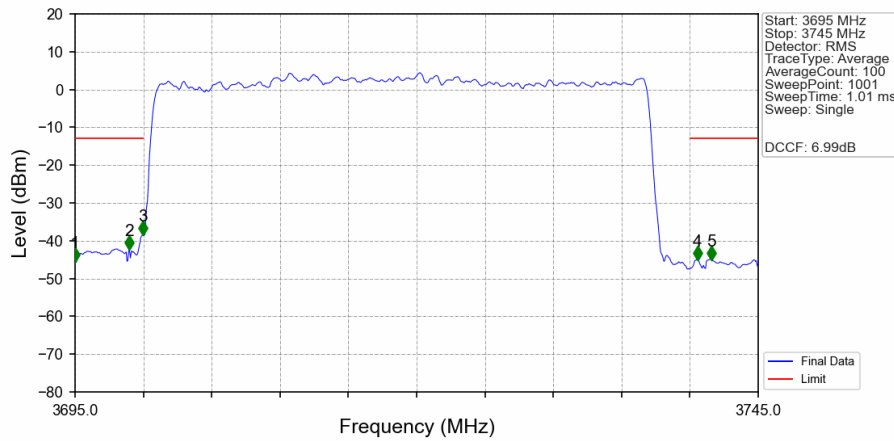


n77a_30kHz_SISO_NTNV_40MHz_DFT-s-OFDM PI/2 BPSK_3720MHz_Edge_1RB_Left_Ant10



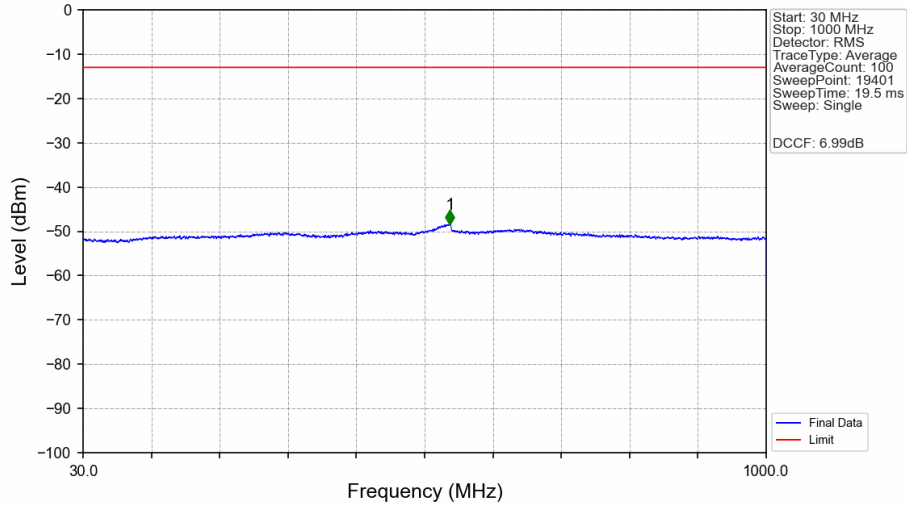
Start (MHz)	Stop (MHz)	RBW (MHz)	Method	Marker No.	Freq (MHz)	Level (dBm)	Limit (dBm)	Result
1000	3695	1	/	1	3692.720	-44.03	-13	Pass
3695	3745	1	/	/	/	/	/	/
3745	39800	1	/	2	39053.747	-39.35	-13	Pass

n77a_30kHz_SISO_NTNV_40MHz_DFT-s-OFDM PI/2 BPSK_3720MHz_Outer_Full_Ant10



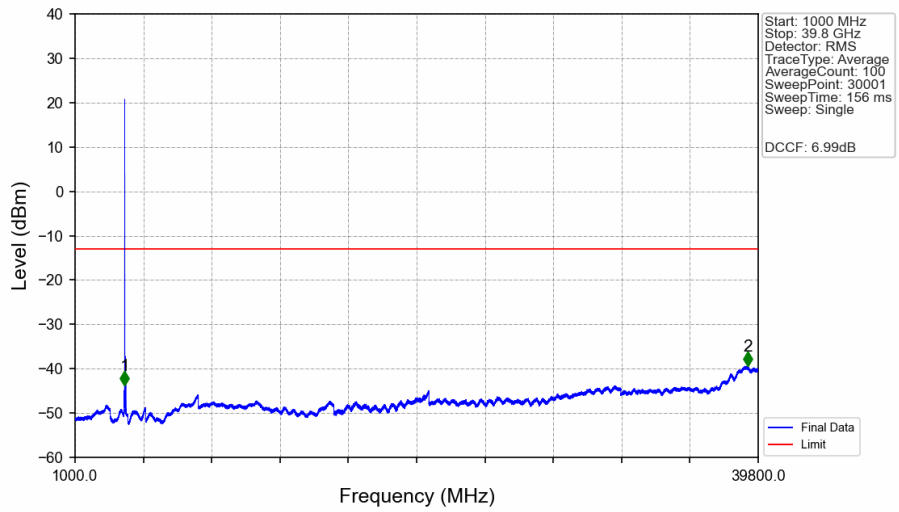
Start (MHz)	Stop (MHz)	RBW (MHz)	Method	Marker No.	Freq (MHz)	Level (dBm)	Limit (dBm)	Result
3695	3695	0.5	/	1	3695.000	-45.35	-13	Pass
3695	3699	0.5	CHP	2	3698.950	-42.15	-13	Pass
3699	3700	0.35	CHP	3	3699.950	-38.18	-13	Pass
3700	3740	0.35	CHP	/	/	/	/	/
3740	3741	0.35	CHP	4	3740.550	-44.91	-13	Pass
3741	3745	0.5	CHP	5	3741.550	-44.81	-13	Pass

n77a_30kHz_SISO_NTNV_40MHz_DFT-s-OFDM PI/2 BPSK_3840MHz_Edge_1RB_Left_Ant10



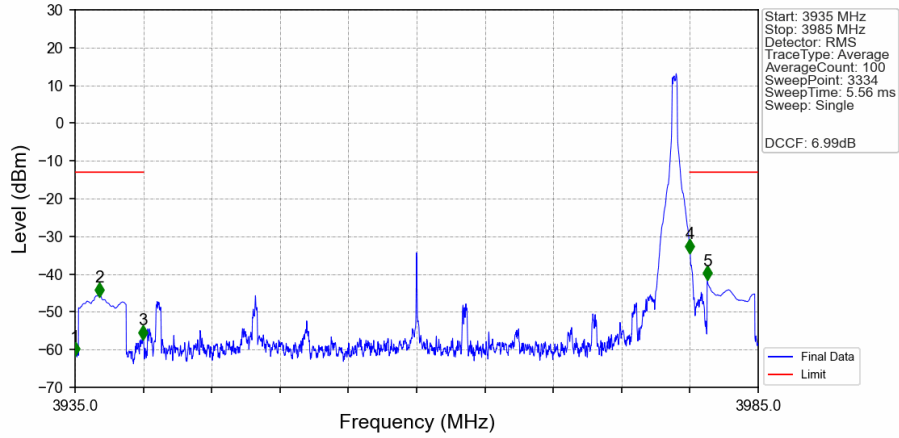
Start (MHz)	Stop (MHz)	RBW (MHz)	Method	Marker No.	Freq (MHz)	Level (dBm)	Limit (dBm)	Result
30	1000	1	CHP	1	550.850	-48.37	-13	Pass

n77a_30kHz_SISO_NTNV_40MHz_DFT-s-OFDM PI/2 BPSK_3840MHz_Edge_1RB_Left_Ant10



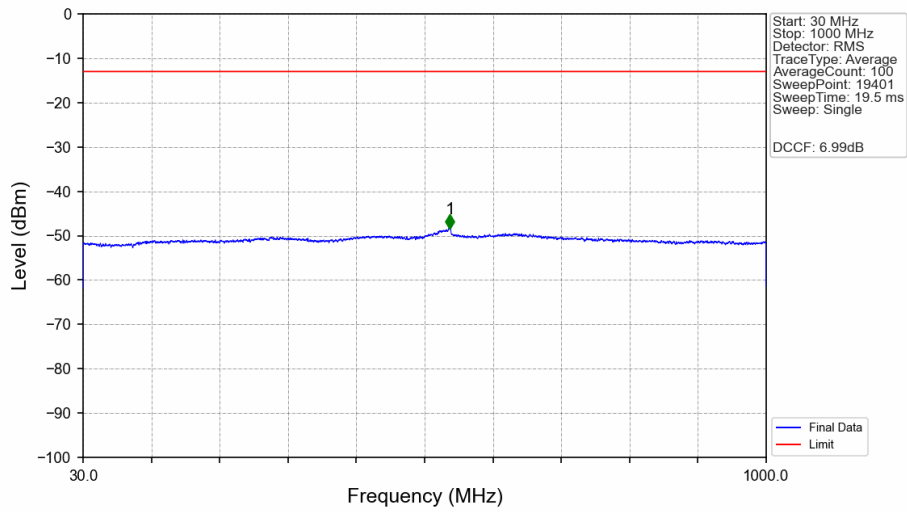
Start (MHz)	Stop (MHz)	RBW (MHz)	Method	Marker No.	Freq (MHz)	Level (dBm)	Limit (dBm)	Result
1000	3815	1	/	1	3813.000	-43.81	-13	Pass
3815	3865	1	/	/	/	/	/	/
3865	39800	1	/	2	39218.000	-39.31	-13	Pass

n77a_30kHz_SISO_NTNV_40MHz_DFT-s-OFDM PI/2 BPSK_3960MHz_Edge_1RB_Right_Ant10



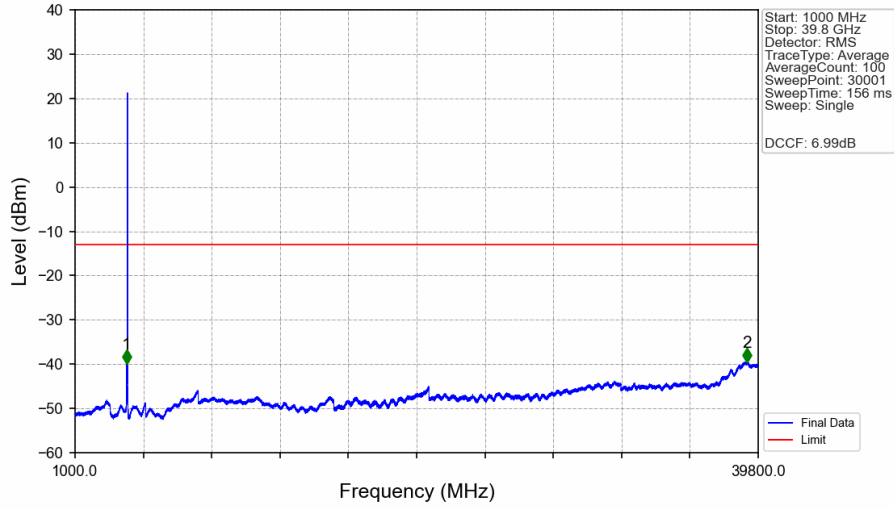
Start (MHz)	Stop (MHz)	RBW (MHz)	Method	Marker No.	Freq (MHz)	Level (dBm)	Limit (dBm)	Result
3935	3935	0.5	/	1	3935.000	-61.41	-13	Pass
3935	3939	0.5	CHP	2	3936.770	-45.67	-13	Pass
3939	3940	0.03	/	3	3939.950	-56.95	-13	Pass
3940	3980	0.03	/	/	/	/	/	/
3980	3981	0.03	/	4	3980.005	-34.14	-13	Pass
3981	3985	0.5	CHP	5	3981.265	-41.30	-13	Pass

n77a_30kHz_SISO_NTNV_40MHz_DFT-s-OFDM PI/2 BPSK_3960MHz_Edge_1RB_Right_Ant10



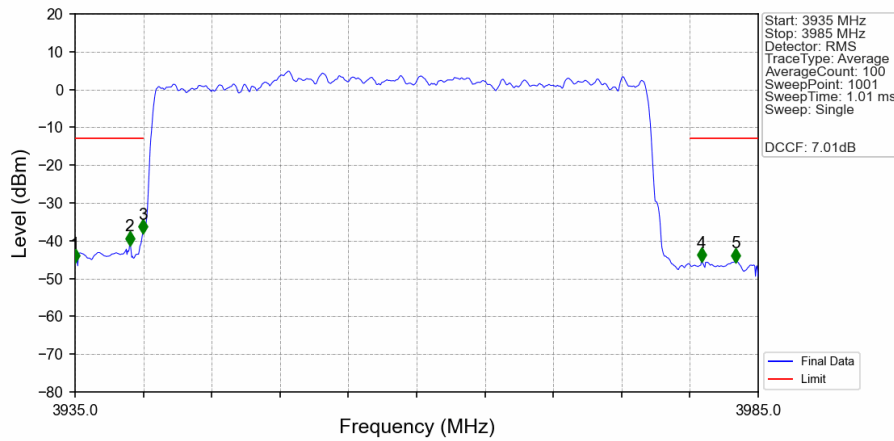
Start (MHz)	Stop (MHz)	RBW (MHz)	Method	Marker No.	Freq (MHz)	Level (dBm)	Limit (dBm)	Result
30	1000	1	CHP	1	550.850	-48.34	-13	Pass

n77a_30kHz_SISO_NTNV_40MHz_DFT-s-OFDM PI/2 BPSK_3960MHz_Edge_1RB_Right_Ant10



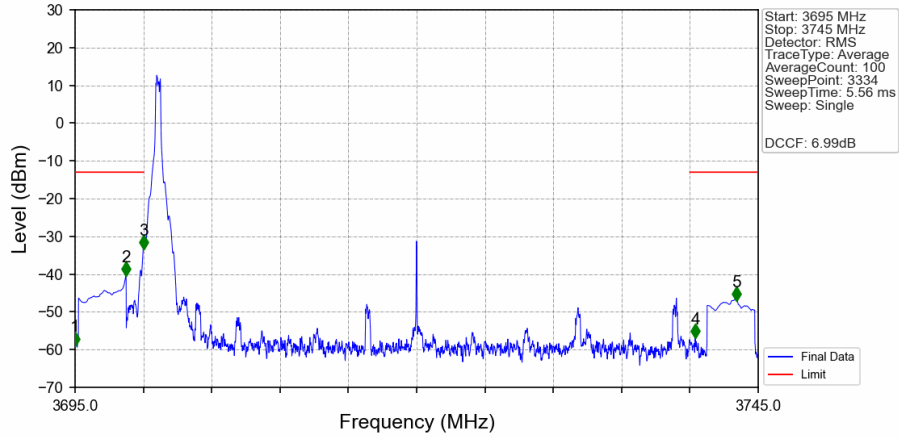
Start (MHz)	Stop (MHz)	RBW (MHz)	Method	Marker No.	Freq (MHz)	Level (dBm)	Limit (dBm)	Result
1000	3935	1	/	1	3931.987	-39.92	-13	Pass
3935	3985	1	/	/	/	/	/	/
3985	39800	1	/	2	39158.507	-39.46	-13	Pass

n77a_30kHz_SISO_NTNV_40MHz_DFT-s-OFDM PI/2 BPSK_3960MHz_Outer_Full_Ant10



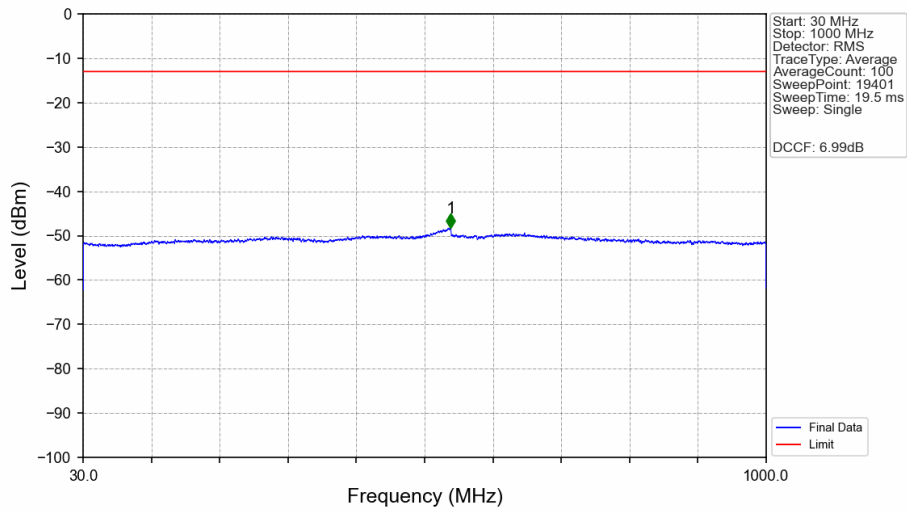
Start (MHz)	Stop (MHz)	RBW (MHz)	Method	Marker No.	Freq (MHz)	Level (dBm)	Limit (dBm)	Result
3935	3935	0.5	/	1	3935.000	-45.49	-13	Pass
3935	3939	0.5	CHP	2	3939.000	-40.91	-13	Pass
3939	3940	0.35	CHP	3	3939.950	-37.80	-13	Pass
3940	3980	0.35	CHP	/	/	/	/	/
3980	3981	0.35	CHP	4	3980.850	-45.26	-13	Pass
3981	3985	0.5	CHP	5	3983.350	-45.41	-13	Pass

n77a_30kHz_SISO_NTNV_40MHz_DFT-s-OFDM QPSK_3720MHz_Edge_1RB_Left_Ant10



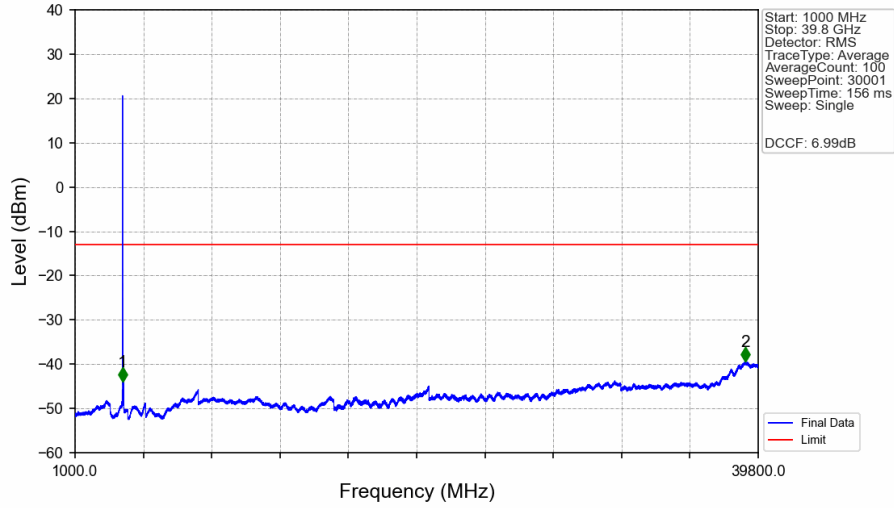
Start (MHz)	Stop (MHz)	RBW (MHz)	Method	Marker No.	Freq (MHz)	Level (dBm)	Limit (dBm)	Result
3695	3695	0.5	/	1	3695.000	-58.69	-13	Pass
3695	3699	0.5	CHP	2	3698.735	-40.20	-13	Pass
3699	3700	0.03	/	3	3699.995	-33.11	-13	Pass
3700	3740	0.03	/	/	/	/	/	/
3740	3741	0.03	/	4	3740.395	-56.61	-13	Pass
3741	3745	0.5	CHP	5	3743.395	-46.76	-13	Pass

n77a_30kHz_SISO_NTNV_40MHz_DFT-s-OFDM QPSK_3720MHz_Edge_1RB_Left_Ant10



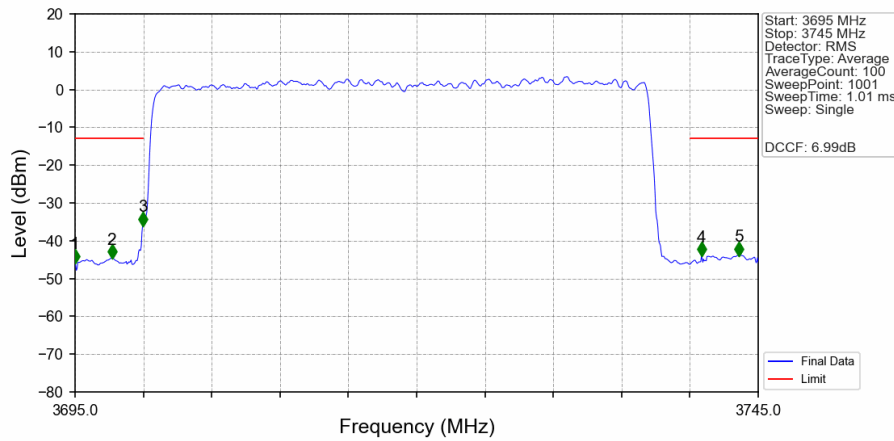
Start (MHz)	Stop (MHz)	RBW (MHz)	Method	Marker No.	Freq (MHz)	Level (dBm)	Limit (dBm)	Result
30	1000	1	CHP	1	551.950	-48.29	-13	Pass

n77a_30kHz_SISO_NTNV_40MHz_DFT-s-OFDM QPSK_3720MHz_Edge_1RB_Left_Ant10



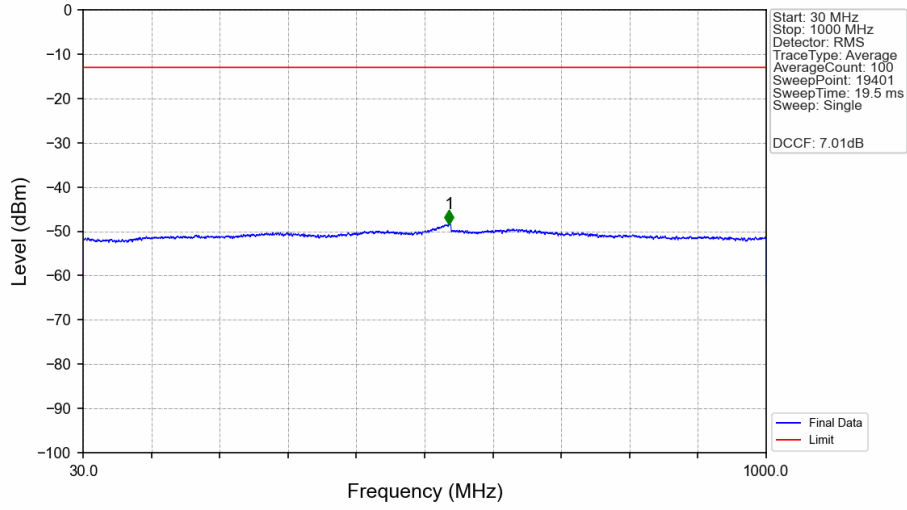
Start (MHz)	Stop (MHz)	RBW (MHz)	Method	Marker No.	Freq (MHz)	Level (dBm)	Limit (dBm)	Result
1000	3695	1	/	1	3692.720	-44.00	-13	Pass
3695	3745	1	/	/	/	/	/	/
3745	39800	1	/	2	39066.680	-39.37	-13	Pass

n77a_30kHz_SISO_NTNV_40MHz_DFT-s-OFDM QPSK_3720MHz_Outer_Full_Ant10



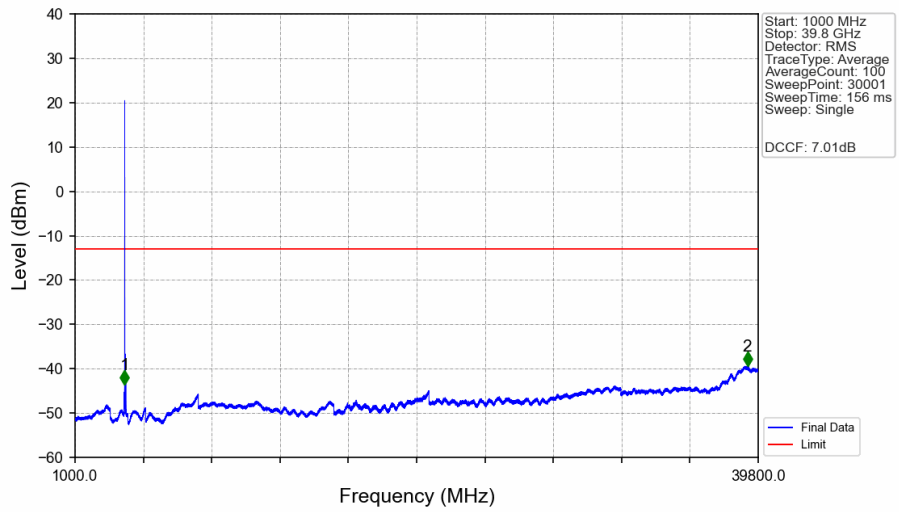
Start (MHz)	Stop (MHz)	RBW (MHz)	Method	Marker No.	Freq (MHz)	Level (dBm)	Limit (dBm)	Result
3695	3695	0.5	/	1	3695.000	-45.62	-13	Pass
3695	3699	0.5	CHP	2	3697.700	-44.46	-13	Pass
3699	3700	0.35	CHP	3	3699.950	-35.79	-13	Pass
3700	3740	0.35	CHP	/	/	/	/	/
3740	3741	0.35	CHP	4	3740.850	-43.81	-13	Pass
3741	3745	0.5	CHP	5	3743.600	-43.71	-13	Pass

n77a_30kHz_SISO_NTNV_40MHz_DFT-s-OFDM_QPSK_3840MHz_Edge_1RB_Left_Ant10



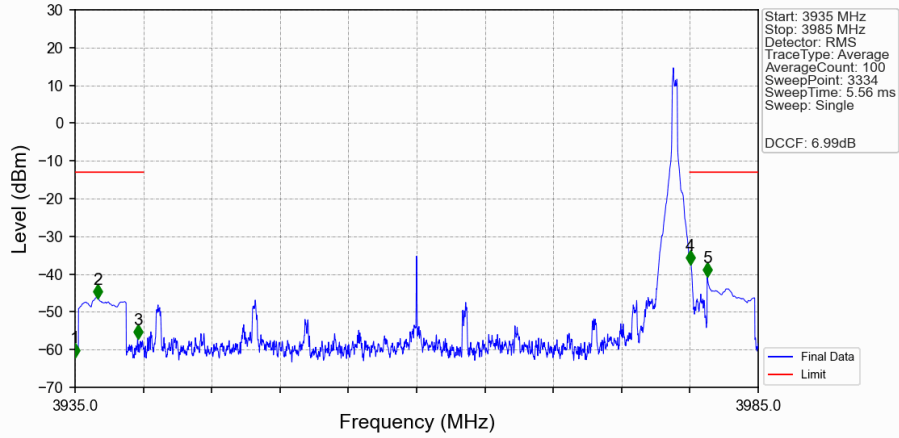
Start (MHz)	Stop (MHz)	RBW (MHz)	Method	Marker No.	Freq (MHz)	Level (dBm)	Limit (dBm)	Result
30	1000	1	CHP	1	549.650	-48.31	-13	Pass

n77a_30kHz_SISO_NTNV_40MHz_DFT-s-OFDM_QPSK_3840MHz_Edge_1RB_Left_Ant10



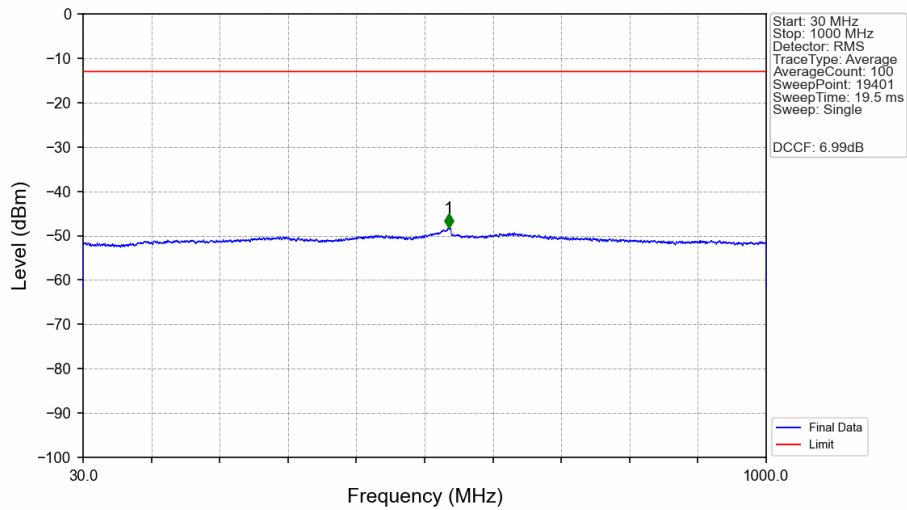
Start (MHz)	Stop (MHz)	RBW (MHz)	Method	Marker No.	Freq (MHz)	Level (dBm)	Limit (dBm)	Result
1000	3815	1	/	1	3813.000	-43.61	-13	Pass
3815	3865	1	/	/	/	/	/	/
3865	39800	1	/	2	39181.787	-39.42	-13	Pass

n77a_30kHz_SISO_NTNV_40MHz_DFT-s-OFDM_QPSK_3960MHz_Edge_1RB_Right_Ant10



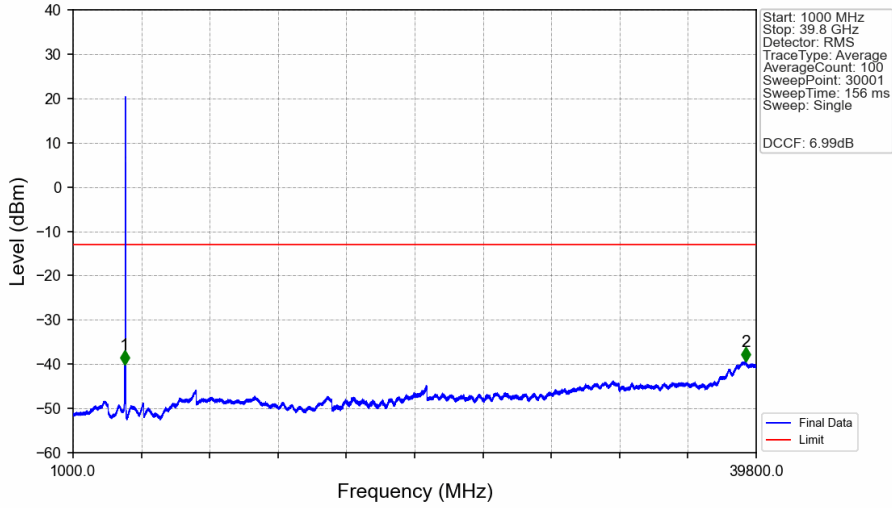
Start (MHz)	Stop (MHz)	RBW (MHz)	Method	Marker No.	Freq (MHz)	Level (dBm)	Limit (dBm)	Result
3935	3935	0.5	/	1	3935.000	-61.70	-13	Pass
3935	3939	0.5	CHP	2	3936.680	-46.15	-13	Pass
3939	3940	0.03	/	3	3939.590	-56.84	-13	Pass
3940	3980	0.03	/	/	/	/	/	/
3980	3981	0.03	/	4	3980.020	-37.15	-13	Pass
3981	3985	0.5	CHP	5	3981.265	-40.43	-13	Pass

n77a_30kHz_SISO_NTNV_40MHz_DFT-s-OFDM_QPSK_3960MHz_Edge_1RB_Right_Ant10



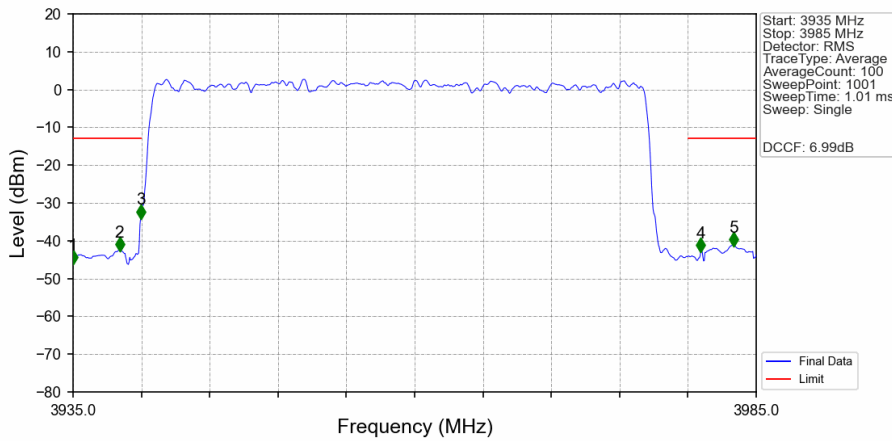
Start (MHz)	Stop (MHz)	RBW (MHz)	Method	Marker No.	Freq (MHz)	Level (dBm)	Limit (dBm)	Result
30	1000	1	CHP	1	549.350	-48.21	-13	Pass

n77a_30kHz_SISO_NTNV_40MHz_DFT-s-OFDM QPSK_3960MHz_Edge_1RB_Right_Ant10



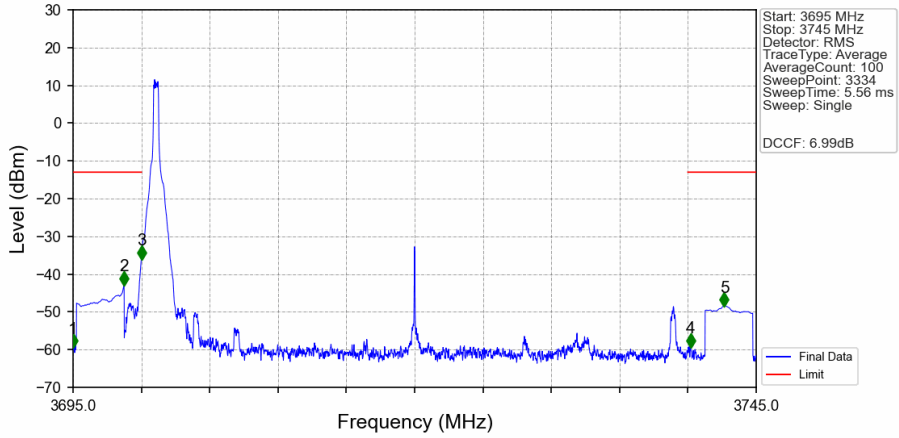
Start (MHz)	Stop (MHz)	RBW (MHz)	Method	Marker No.	Freq (MHz)	Level (dBm)	Limit (dBm)	Result
1000	3935	1	/	1	3931.987	-40.10	-13	Pass
3935	3985	1	/	/	/	/	/	/
3985	39800	1	/	2	39212.827	-39.39	-13	Pass

n77a_30kHz_SISO_NTNV_40MHz_DFT-s-OFDM QPSK_3960MHz_Outer_Full_Ant10



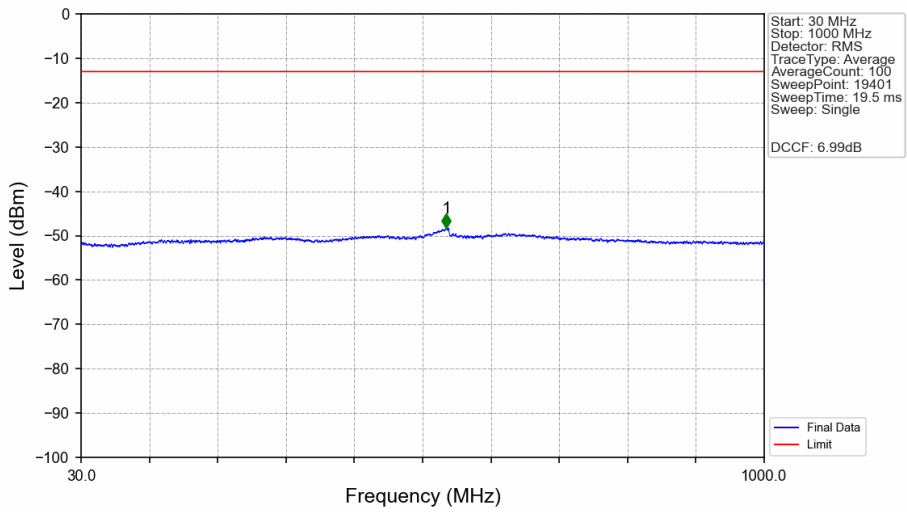
Start (MHz)	Stop (MHz)	RBW (MHz)	Method	Marker No.	Freq (MHz)	Level (dBm)	Limit (dBm)	Result
3935	3935	0.5	/	1	3935.000	-45.93	-13	Pass
3935	3939	0.5	CHP	2	3938.400	-42.51	-13	Pass
3939	3940	0.35	CHP	3	3939.950	-33.86	-13	Pass
3940	3980	0.35	CHP	/	/	/	/	/
3980	3981	0.35	CHP	4	3980.950	-42.67	-13	Pass
3981	3985	0.5	CHP	5	3983.350	-41.19	-13	Pass

n77a_30kHz_SISO_NTNV_40MHz_CP-OFDM QPSK_3720MHz_Edge_1RB_Left_Ant10



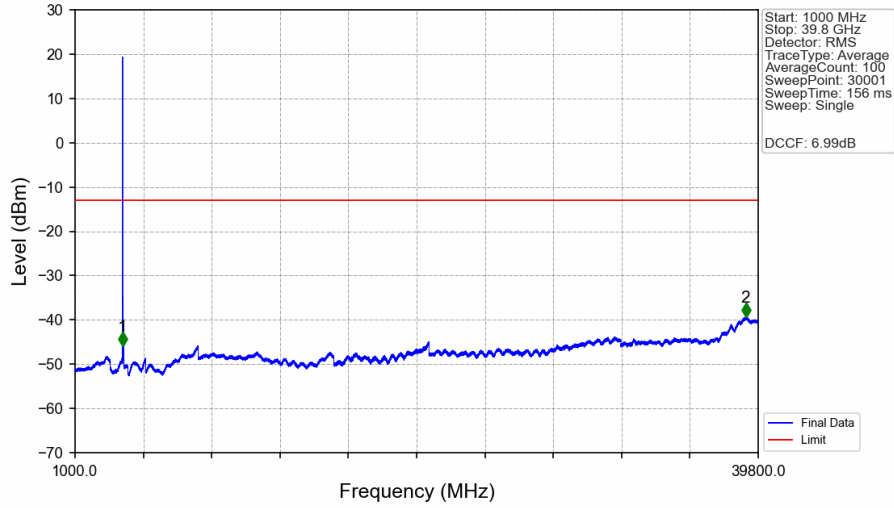
Start (MHz)	Stop (MHz)	RBW (MHz)	Method	Marker No.	Freq (MHz)	Level (dBm)	Limit (dBm)	Result
3695	3695	0.5	/	1	3695.000	-59.26	-13	Pass
3695	3699	0.5	CHP	2	3698.735	-42.69	-13	Pass
3699	3700	0.03	/	3	3699.995	-35.84	-13	Pass
3700	3740	0.03	/	/	/	/	/	/
3740	3741	0.03	/	4	3740.185	-59.13	-13	Pass
3741	3745	0.5	CHP	5	3742.660	-48.35	-13	Pass

n77a_30kHz_SISO_NTNV_40MHz_CP-OFDM QPSK_3720MHz_Edge_1RB_Left_Ant10



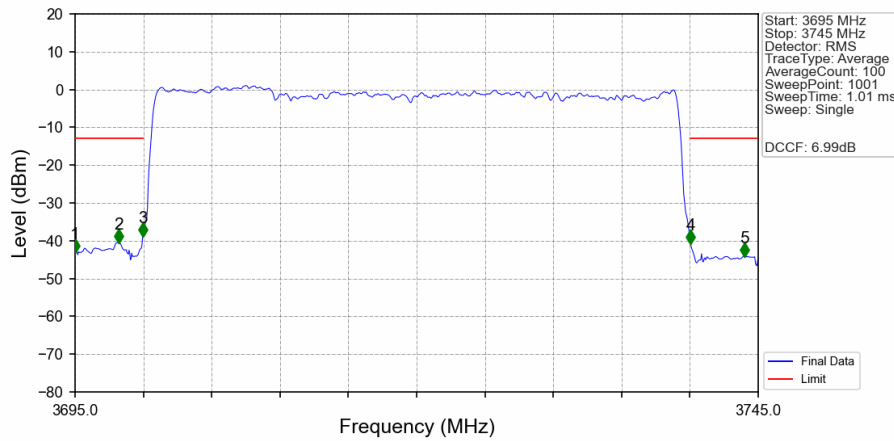
Start (MHz)	Stop (MHz)	RBW (MHz)	Method	Marker No.	Freq (MHz)	Level (dBm)	Limit (dBm)	Result
30	1000	1	CHP	1	548.800	-48.13	-13	Pass

n77a_30kHz_SISO_NTNV_40MHz_CP-OFDM QPSK_3720MHz_Edge_1RB_Left_Ant10



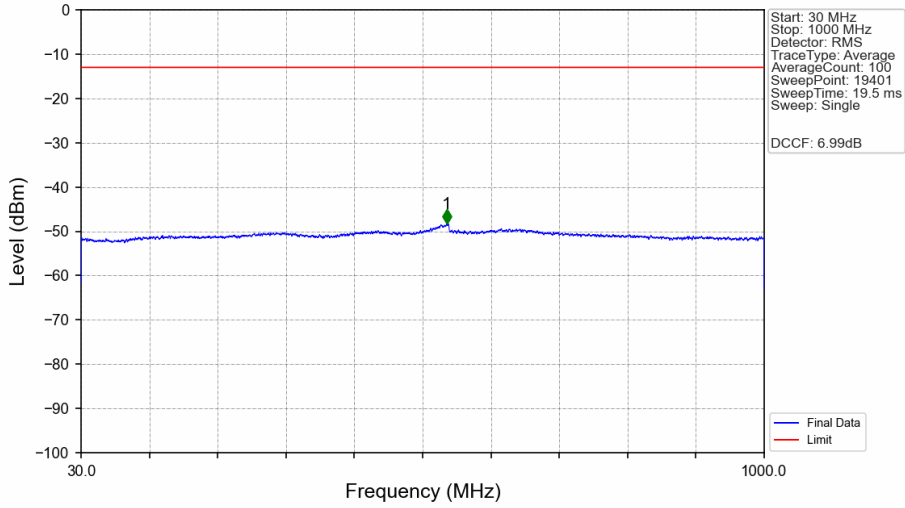
Start (MHz)	Stop (MHz)	RBW (MHz)	Method	Marker No.	Freq (MHz)	Level (dBm)	Limit (dBm)	Result
1000	3695	1	/	1	3692.720	-45.94	-13	Pass
3695	3745	1	/	/	/	/	/	/
3745	39800	1	/	2	39089.960	-39.41	-13	Pass

n77a_30kHz_SISO_NTNV_40MHz_CP-OFDM QPSK_3720MHz_Outer_Full_Ant10



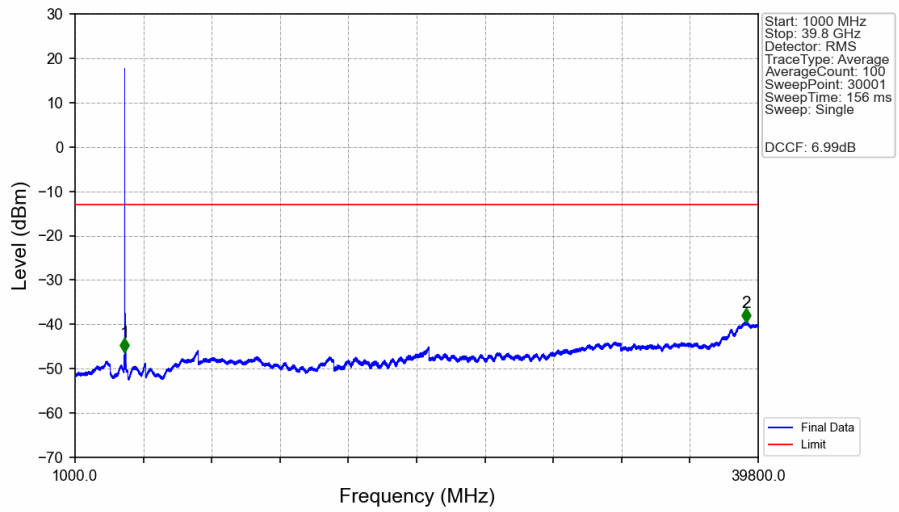
Start (MHz)	Stop (MHz)	RBW (MHz)	Method	Marker No.	Freq (MHz)	Level (dBm)	Limit (dBm)	Result
3695	3695	0.5	/	1	3695.000	-43.01	-13	Pass
3695	3699	0.5	CHP	2	3698.200	-40.39	-13	Pass
3699	3700	0.35	CHP	3	3699.950	-38.63	-13	Pass
3700	3740	0.35	CHP	/	/	/	/	/
3740	3741	0.35	CHP	4	3740.050	-40.57	-13	Pass
3741	3745	0.5	CHP	5	3744.000	-43.99	-13	Pass

n77a_30kHz_SISO_NTNV_40MHz_CP-OFDM QPSK_3840MHz_Edge_1RB_Left_Ant10



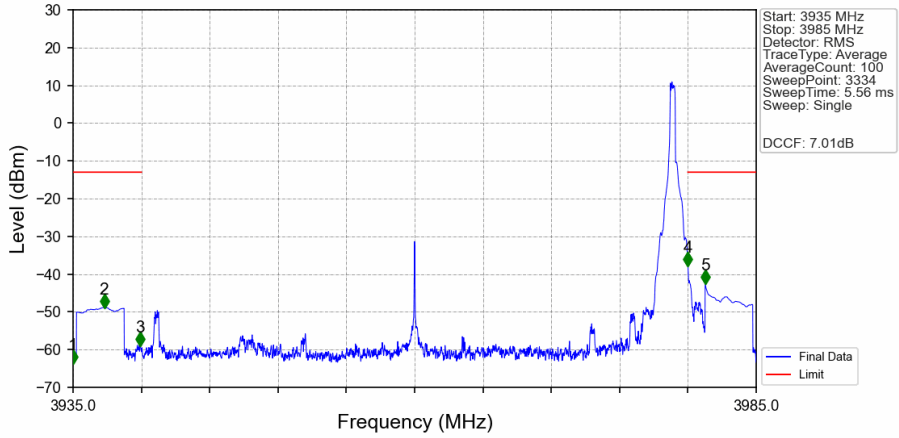
Start (MHz)	Stop (MHz)	RBW (MHz)	Method	Marker No.	Freq (MHz)	Level (dBm)	Limit (dBm)	Result
30	1000	1	CHP	1	549.400	-48.22	-13	Pass

n77a_30kHz_SISO_NTNV_40MHz_CP-OFDM QPSK_3840MHz_Edge_1RB_Left_Ant10



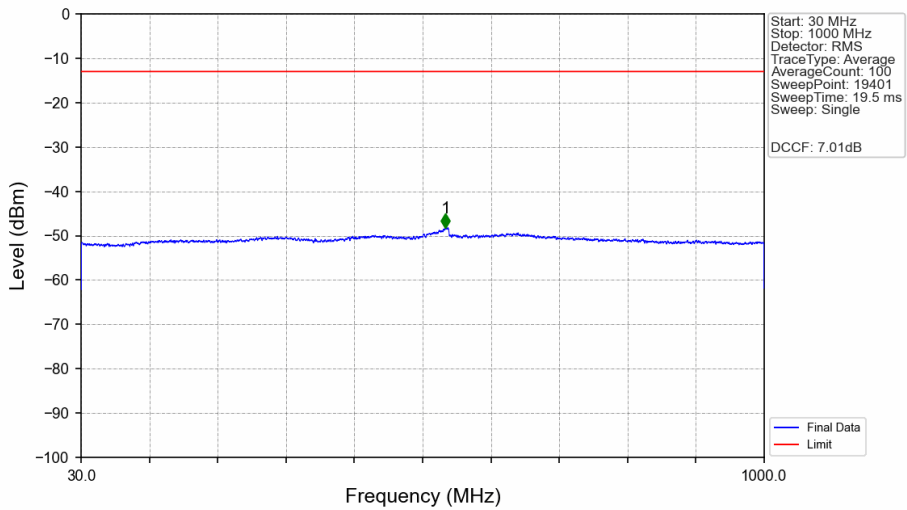
Start (MHz)	Stop (MHz)	RBW (MHz)	Method	Marker No.	Freq (MHz)	Level (dBm)	Limit (dBm)	Result
1000	3815	1	/	1	3814.293	-46.21	-13	Pass
3815	3865	1	/	/	/	/	/	/
3865	39800	1	/	2	39111.947	-39.47	-13	Pass

n77a_30kHz_SISO_NTNV_40MHz_CP-OFDM QPSK_3960MHz_Edge_1RB_Right_Ant10



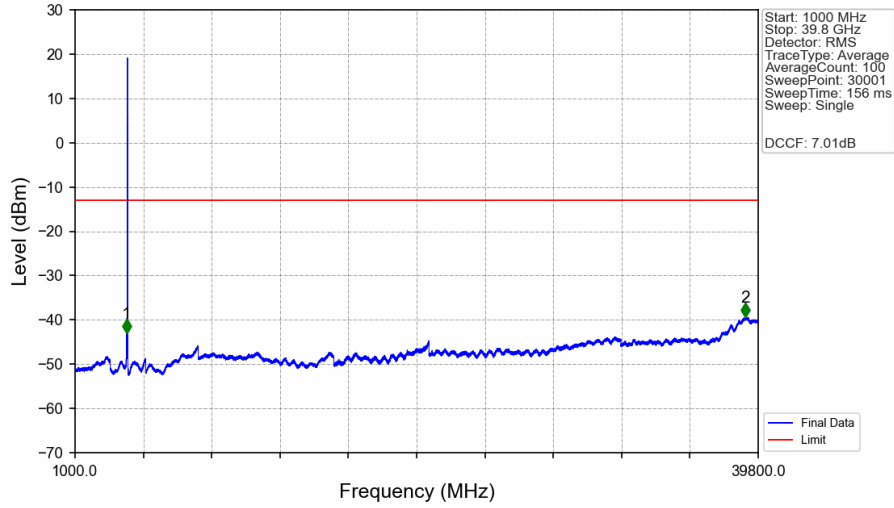
Start (MHz)	Stop (MHz)	RBW (MHz)	Method	Marker No.	Freq (MHz)	Level (dBm)	Limit (dBm)	Result
3935	3935	0.5	/	1	3935.000	-63.50	-13	Pass
3935	3939	0.5	CHP	2	3937.280	-48.73	-13	Pass
3939	3940	0.03	/	3	3939.905	-58.75	-13	Pass
3940	3980	0.03	/	/	/	/	/	/
3980	3981	0.03	/	4	3980.005	-37.69	-13	Pass
3981	3985	0.5	CHP	5	3981.265	-42.36	-13	Pass

n77a_30kHz_SISO_NTNV_40MHz_CP-OFDM QPSK_3960MHz_Edge_1RB_Right_Ant10



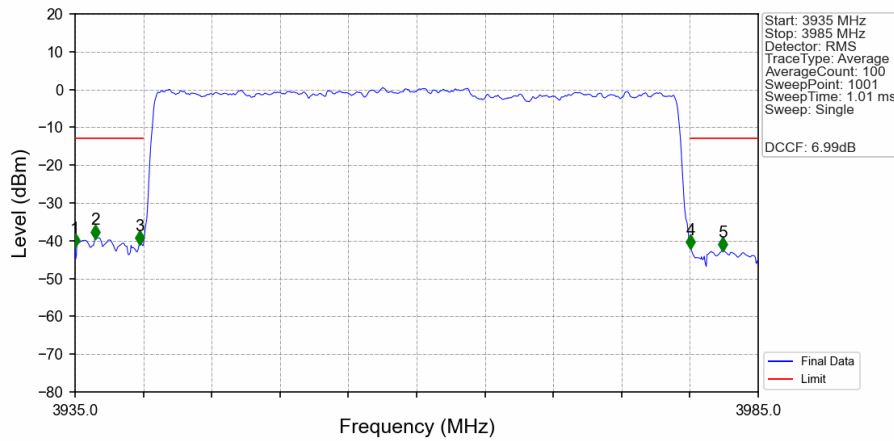
Start (MHz)	Stop (MHz)	RBW (MHz)	Method	Marker No.	Freq (MHz)	Level (dBm)	Limit (dBm)	Result
30	1000	1	CHP	1	547.200	-48.17	-13	Pass

n77a_30kHz_SISO_NTNV_40MHz_CP-OFDM QPSK_3960MHz_Edge_1RB_Right_Ant10



Start (MHz)	Stop (MHz)	RBW (MHz)	Method	Marker No.	Freq (MHz)	Level (dBm)	Limit (dBm)	Result
1000	3935	1	/	1	3920.347	-42.99	-13	Pass
3935	3985	1	/	/	/	/	/	/
3985	39800	1	/	2	39087.373	-39.39	-13	Pass

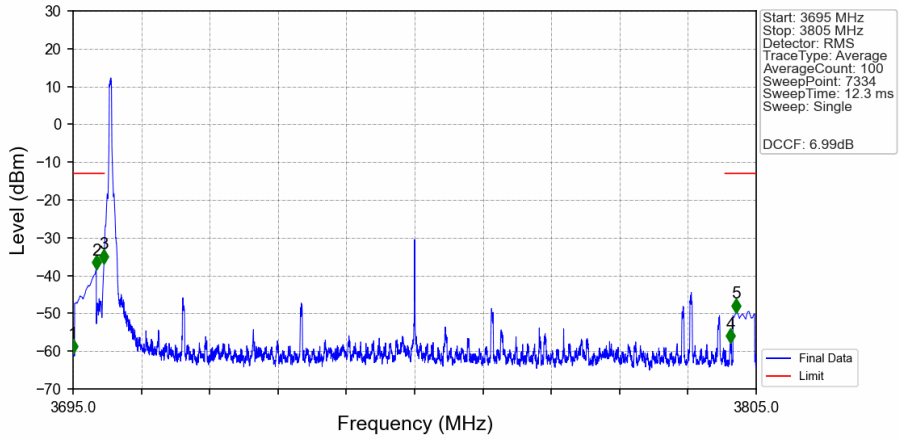
n77a_30kHz_SISO_NTNV_40MHz_CP-OFDM QPSK_3960MHz_Outer_Full_Ant10



Start (MHz)	Stop (MHz)	RBW (MHz)	Method	Marker No.	Freq (MHz)	Level (dBm)	Limit (dBm)	Result
3935	3935	0.5	/	1	3935.000	-41.50	-13	Pass
3935	3939	0.5	CHP	2	3936.500	-39.18	-13	Pass
3939	3940	0.35	CHP	3	3939.750	-40.74	-13	Pass
3940	3980	0.35	CHP	/	/	/	/	/
3980	3981	0.35	CHP	4	3980.050	-41.89	-13	Pass
3981	3985	0.5	CHP	5	3982.400	-42.50	-13	Pass

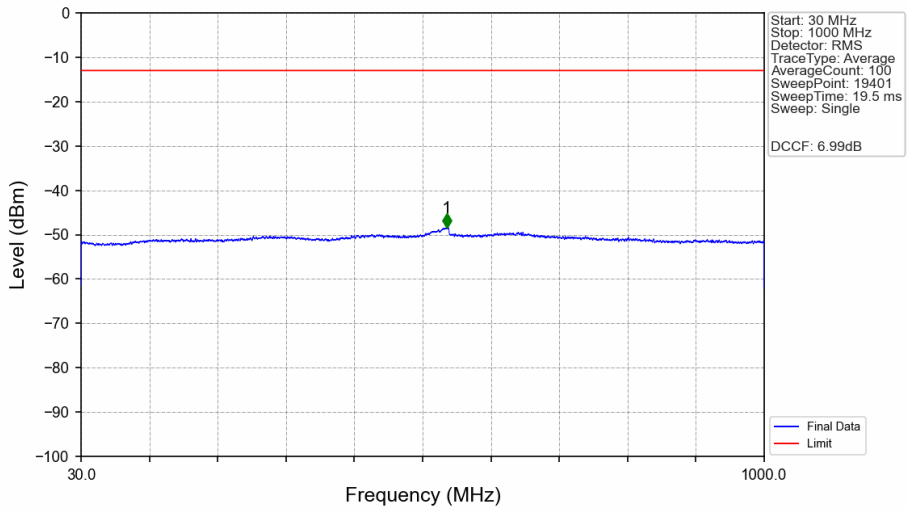
5.2.2 30k_SISO_100MHz_NTNV

n77a_30kHz_SISO_NTNV_100MHz_DFT-s-OFDM PI/2 BPSK_3750MHz_Edge_1RB_Left_Ant10



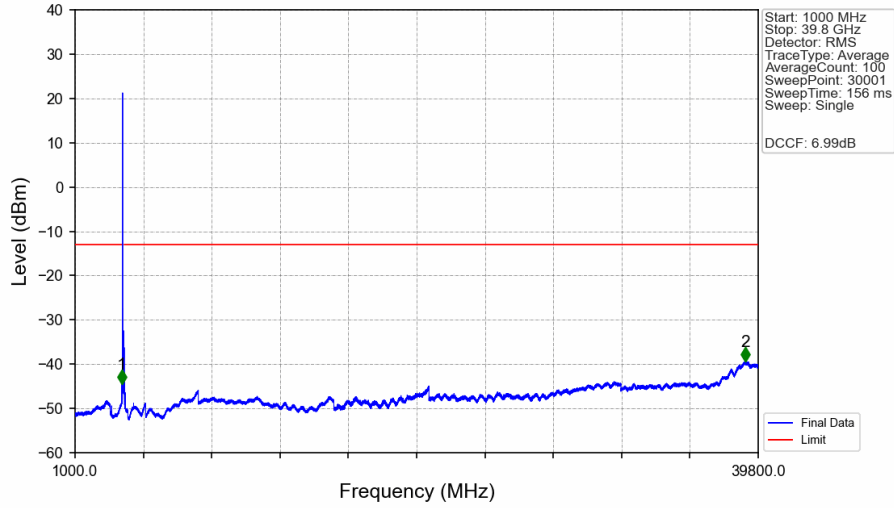
Start (MHz)	Stop (MHz)	RBW (MHz)	Method	Marker No.	Freq (MHz)	Level (dBm)	Limit (dBm)	Result
3695	3695	0.5	/	1	3695.000	-60.16	-13	Pass
3695	3699	0.5	CHP	2	3698.735	-38.11	-13	Pass
3699	3700	0.03	/	3	3699.995	-36.44	-13	Pass
3700	3800	0.03	/	/	/	/	/	/
3800	3801	0.03	/	4	3800.890	-57.50	-13	Pass
3801	3805	0.5	CHP	5	3801.775	-49.50	-13	Pass

n77a_30kHz_SISO_NTNV_100MHz_DFT-s-OFDM PI/2 BPSK_3750MHz_Edge_1RB_Left_Ant10



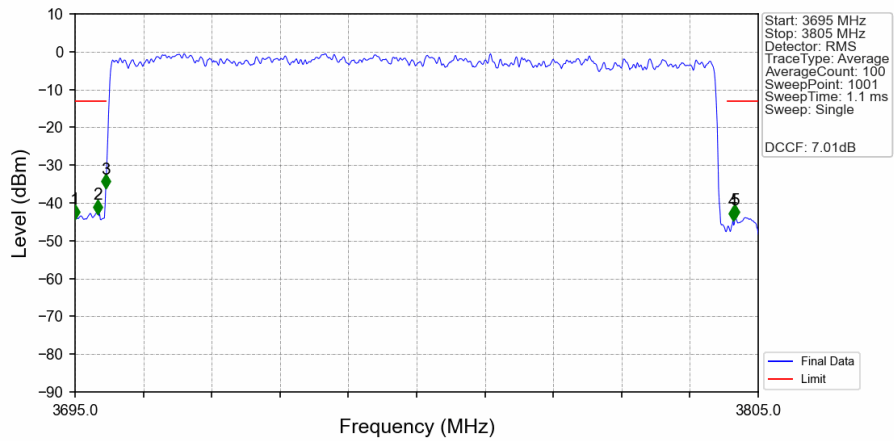
Start (MHz)	Stop (MHz)	RBW (MHz)	Method	Marker No.	Freq (MHz)	Level (dBm)	Limit (dBm)	Result
30	1000	1	CHP	1	549.400	-48.35	-13	Pass

n77a_30kHz_SISO_NTNV_100MHz_DFT-s-OFDM PI/2 BPSK_3750MHz_Edge_1RB_Left_Ant10



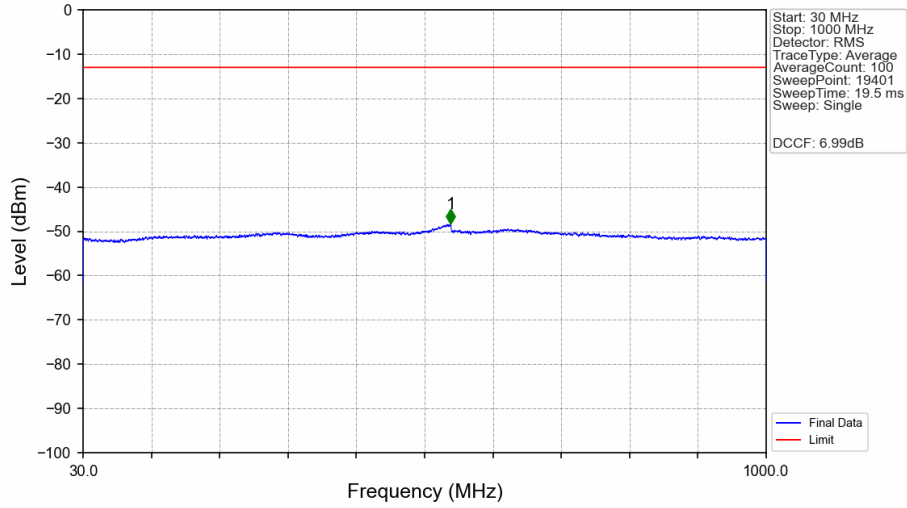
Start (MHz)	Stop (MHz)	RBW (MHz)	Method	Marker No.	Freq (MHz)	Level (dBm)	Limit (dBm)	Result
1000	3695	1	/	1	3651.333	-44.53	-13	Pass
3695	3805	1	/	/	/	/	/	/
3805	39800	1	/	2	39052.453	-39.33	-13	Pass

n77a_30kHz_SISO_NTNV_100MHz_DFT-s-OFDM PI/2 BPSK_3750MHz_Outer_Full_Ant10



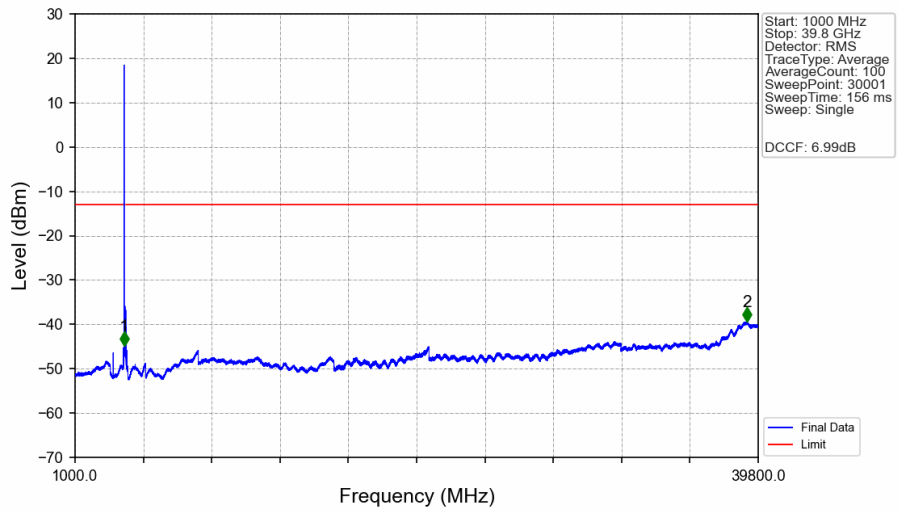
Start (MHz)	Stop (MHz)	RBW (MHz)	Method	Marker No.	Freq (MHz)	Level (dBm)	Limit (dBm)	Result
3695	3695	0.5	/	1	3695.000	-43.85	-13	Pass
3695	3699	0.5	CHP	2	3698.630	-42.55	-13	Pass
3699	3700	0.35	CHP	3	3699.950	-35.87	-13	Pass
3700	3800	0.35	CHP	/	/	/	/	/
3800	3801	0.35	CHP	4	3800.930	-44.30	-13	Pass
3801	3805	0.5	CHP	5	3801.260	-43.91	-13	Pass

n77a_30kHz_SISO_NTNV_100MHz_DFT-s-OFDM PI/2 BPSK_3840MHz_Edge_1RB_Left_Ant10



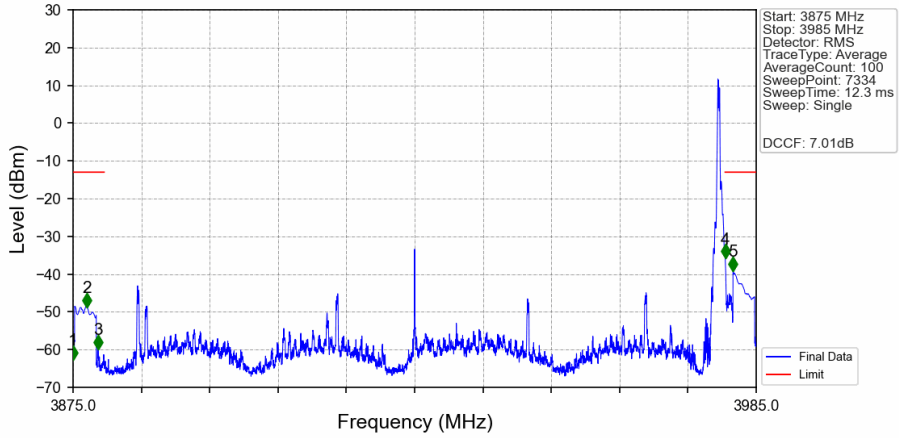
Start (MHz)	Stop (MHz)	RBW (MHz)	Method	Marker No.	Freq (MHz)	Level (dBm)	Limit (dBm)	Result
30	1000	1	CHP	1	551.950	-48.20	-13	Pass

n77a_30kHz_SISO_NTNV_100MHz_DFT-s-OFDM PI/2 BPSK_3840MHz_Edge_1RB_Left_Ant10



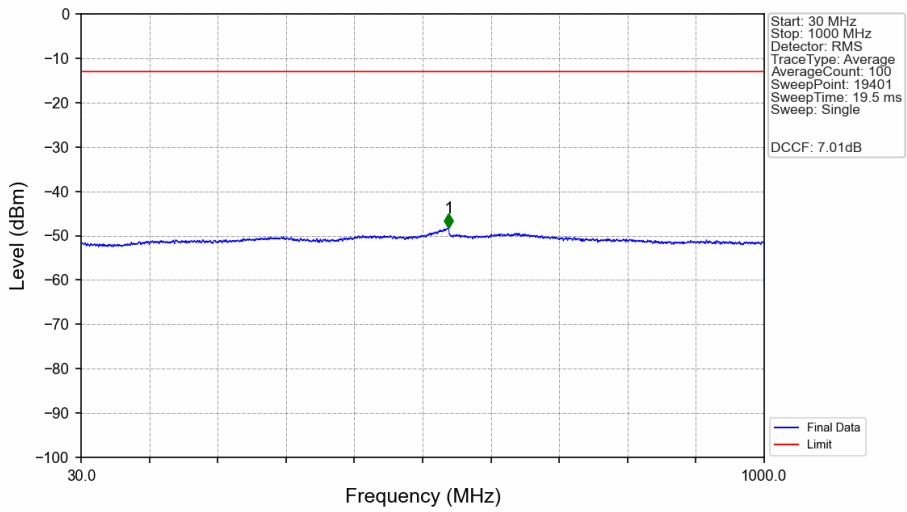
Start (MHz)	Stop (MHz)	RBW (MHz)	Method	Marker No.	Freq (MHz)	Level (dBm)	Limit (dBm)	Result
1000	3785	1	/	1	3784.547	-44.75	-13	Pass
3785	3895	1	/	/	/	/	/	/
3895	39800	1	/	2	39157.213	-39.40	-13	Pass

n77a_30kHz_SISO_NTNV_100MHz_DFT-s-OFDM PI/2 BPSK_3930MHz_Edge_1RB_Right_Ant10



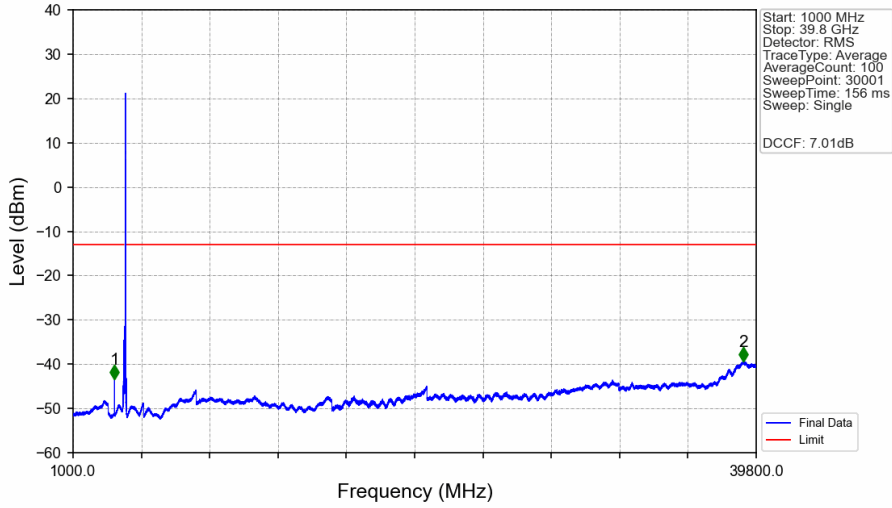
Start (MHz)	Stop (MHz)	RBW (MHz)	Method	Marker No.	Freq (MHz)	Level (dBm)	Limit (dBm)	Result
3875	3875	0.5	/	1	3875.000	-62.29	-13	Pass
3875	3879	0.5	CHP	2	3877.220	-48.40	-13	Pass
3879	3880	0.03	/	3	3879.050	-59.53	-13	Pass
3880	3980	0.03	/	/	/	/	/	/
3980	3981	0.03	/	4	3980.005	-35.49	-13	Pass
3981	3985	0.5	CHP	5	3981.265	-38.82	-13	Pass

n77a_30kHz_SISO_NTNV_100MHz_DFT-s-OFDM PI/2 BPSK_3930MHz_Edge_1RB_Right_Ant10



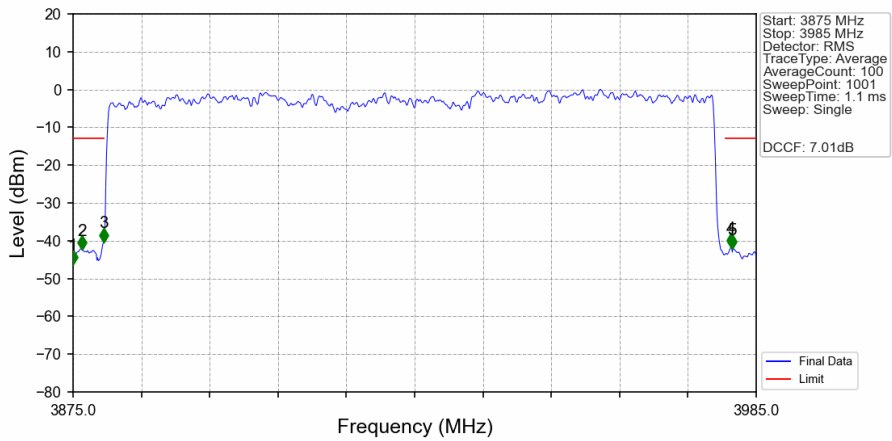
Start (MHz)	Stop (MHz)	RBW (MHz)	Method	Marker No.	Freq (MHz)	Level (dBm)	Limit (dBm)	Result
30	1000	1	CHP	1	551.800	-48.22	-13	Pass

n77a_30kHz_SISO_NTNV_100MHz_DFT-s-OFDM PI/2 BPSK_3930MHz_Edge_1RB_Right_Ant10



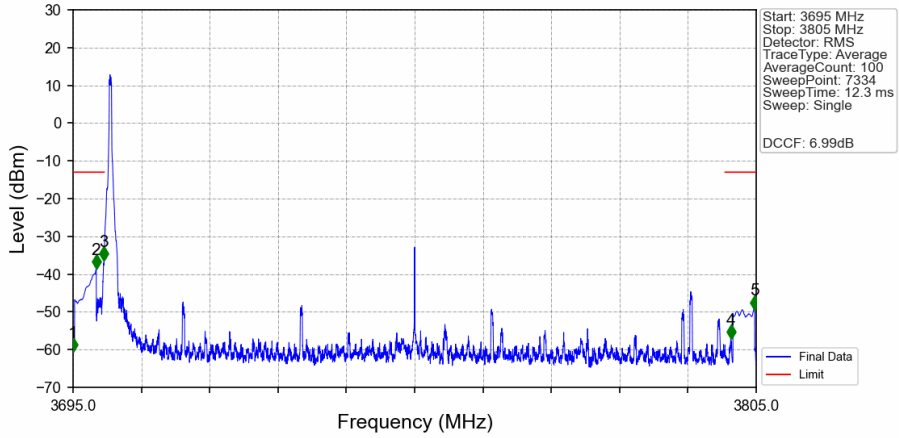
Start (MHz)	Stop (MHz)	RBW (MHz)	Method	Marker No.	Freq (MHz)	Level (dBm)	Limit (dBm)	Result
1000	3875	1	/	1	3353.867	-43.40	-13	Pass
3875	3985	1	/	/	/	/	/	/
3985	39800	1	/	2	39065.387	-39.44	-13	Pass

n77a_30kHz_SISO_NTNV_100MHz_DFT-s-OFDM PI/2 BPSK_3930MHz_Outer_Full_Ant10



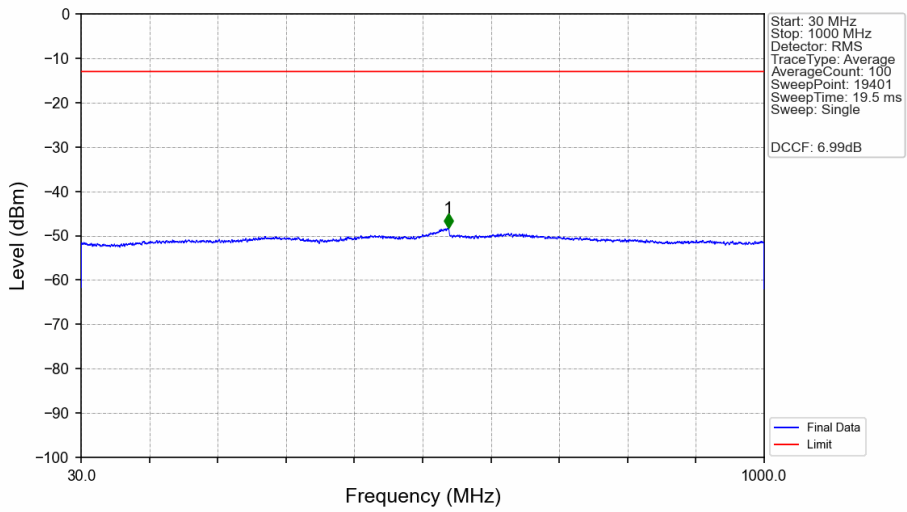
Start (MHz)	Stop (MHz)	RBW (MHz)	Method	Marker No.	Freq (MHz)	Level (dBm)	Limit (dBm)	Result
3875	3875	0.5	/	1	3875.000	-45.90	-13	Pass
3875	3879	0.5	CHP	2	3876.430	-42.10	-13	Pass
3879	3880	0.35	CHP	3	3879.950	-40.03	-13	Pass
3880	3980	0.35	CHP	/	/	/	/	/
3980	3981	0.35	CHP	4	3980.930	-41.38	-13	Pass
3981	3985	0.5	CHP	5	3981.040	-41.82	-13	Pass

n77a_30kHz_SISO_NTNV_100MHz_DFT-s-OFDM QPSK_3750MHz_Edge_1RB_Left_Ant10



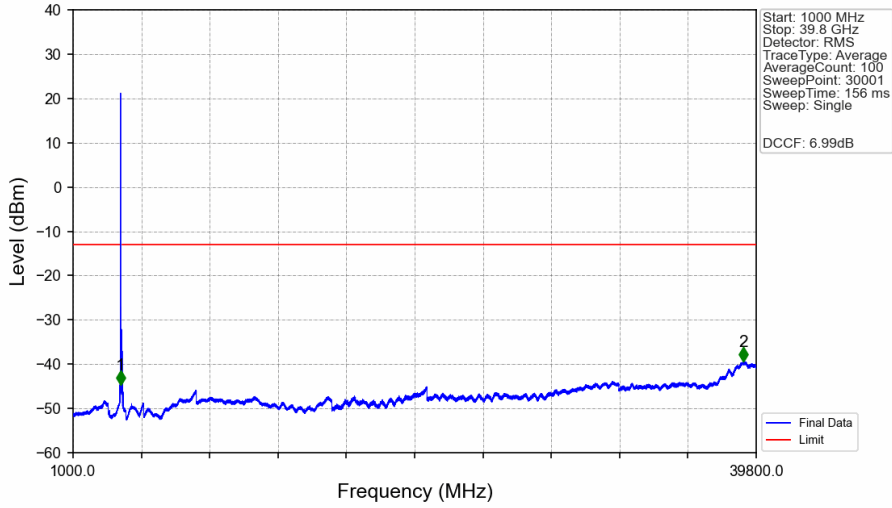
Start (MHz)	Stop (MHz)	RBW (MHz)	Method	Marker No.	Freq (MHz)	Level (dBm)	Limit (dBm)	Result
3695	3695	0.5	/	1	3695.000	-60.34	-13	Pass
3695	3699	0.5	CHP	2	3698.720	-38.32	-13	Pass
3699	3700	0.03	/	3	3699.995	-36.19	-13	Pass
3700	3800	0.03	/	/	/	/	/	/
3800	3801	0.03	/	4	3800.905	-56.89	-13	Pass
3801	3805	0.5	CHP	5	3804.700	-49.09	-13	Pass

n77a_30kHz_SISO_NTNV_100MHz_DFT-s-OFDM QPSK_3750MHz_Edge_1RB_Left_Ant10



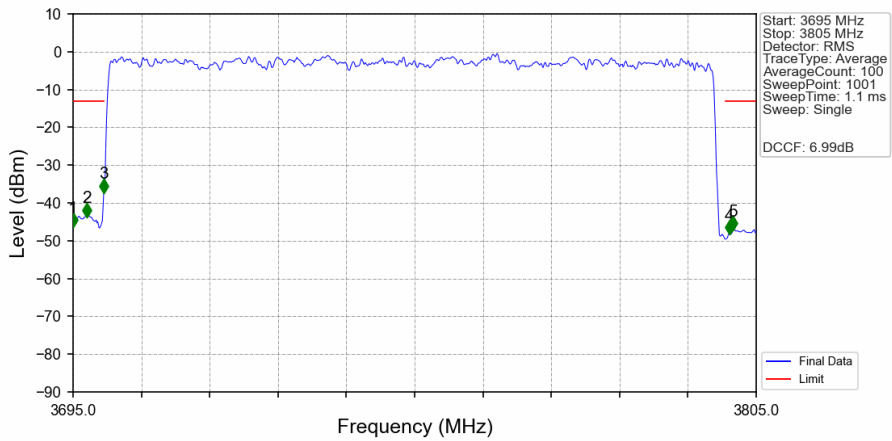
Start (MHz)	Stop (MHz)	RBW (MHz)	Method	Marker No.	Freq (MHz)	Level (dBm)	Limit (dBm)	Result
30	1000	1	CHP	1	551.250	-48.26	-13	Pass

n77a_30kHz_SISO_NTNV_100MHz_DFT-s-OFDM QPSK_3750MHz_Edge_1RB_Left_Ant10



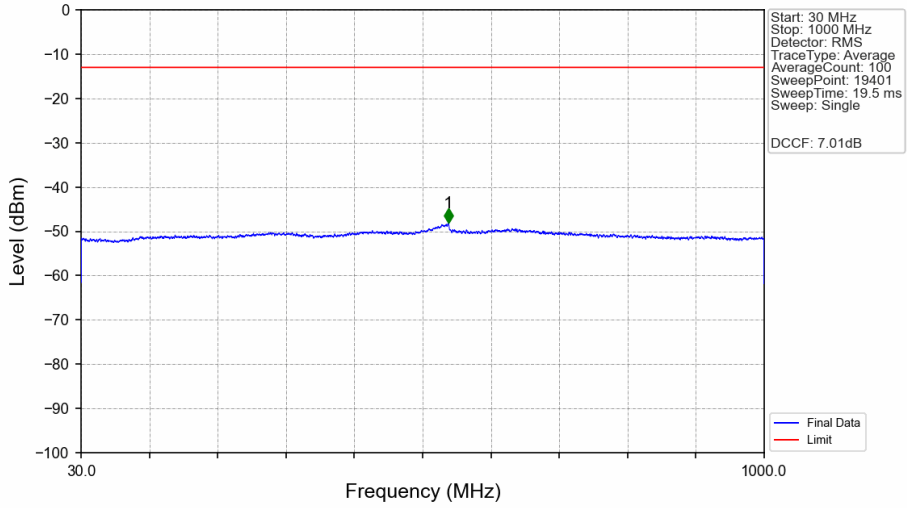
Start (MHz)	Stop (MHz)	RBW (MHz)	Method	Marker No.	Freq (MHz)	Level (dBm)	Limit (dBm)	Result
1000	3695	1	/	1	3694.013	-44.62	-13	Pass
3695	3805	1	/	/	/	/	/	/
3805	39800	1	/	2	39066.680	-39.35	-13	Pass

n77a_30kHz_SISO_NTNV_100MHz_DFT-s-OFDM QPSK_3750MHz_Outer_Full_Ant10



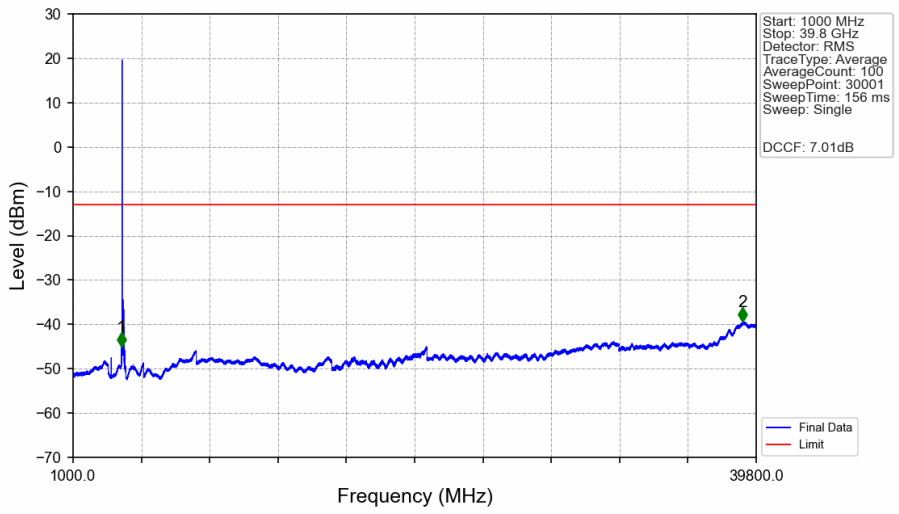
Start (MHz)	Stop (MHz)	RBW (MHz)	Method	Marker No.	Freq (MHz)	Level (dBm)	Limit (dBm)	Result
3695	3695	0.5	/	1	3695.000	-46.04	-13	Pass
3695	3699	0.5	CHP	2	3697.200	-43.40	-13	Pass
3699	3700	0.35	CHP	3	3699.950	-36.99	-13	Pass
3700	3800	0.35	CHP	/	/	/	/	/
3800	3801	0.35	CHP	4	3800.710	-48.02	-13	Pass
3801	3805	0.5	CHP	5	3801.260	-46.99	-13	Pass

n77a_30kHz_SISO_NTNV_100MHz_DFT-s-OFDM QPSK_3840MHz_Edge_1RB_Left_Ant10



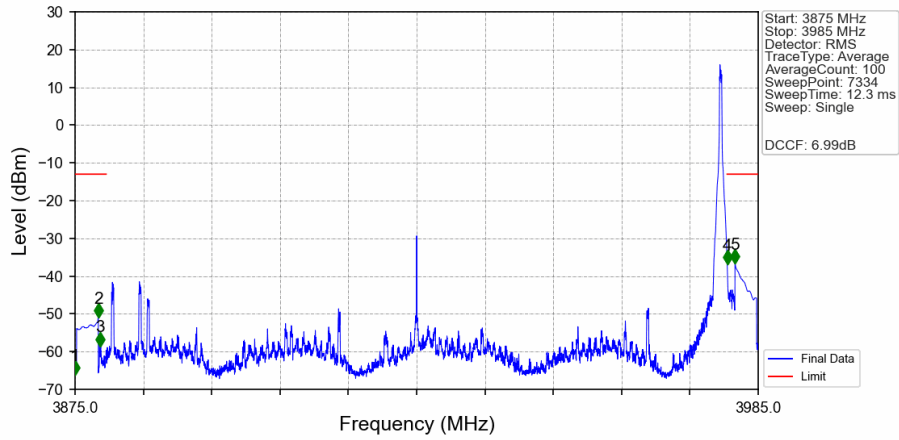
Start (MHz)	Stop (MHz)	RBW (MHz)	Method	Marker No.	Freq (MHz)	Level (dBm)	Limit (dBm)	Result
30	1000	1	CHP	1	551.400	-48.09	-13	Pass

n77a_30kHz_SISO_NTNV_100MHz_DFT-s-OFDM QPSK_3840MHz_Edge_1RB_Left_Ant10



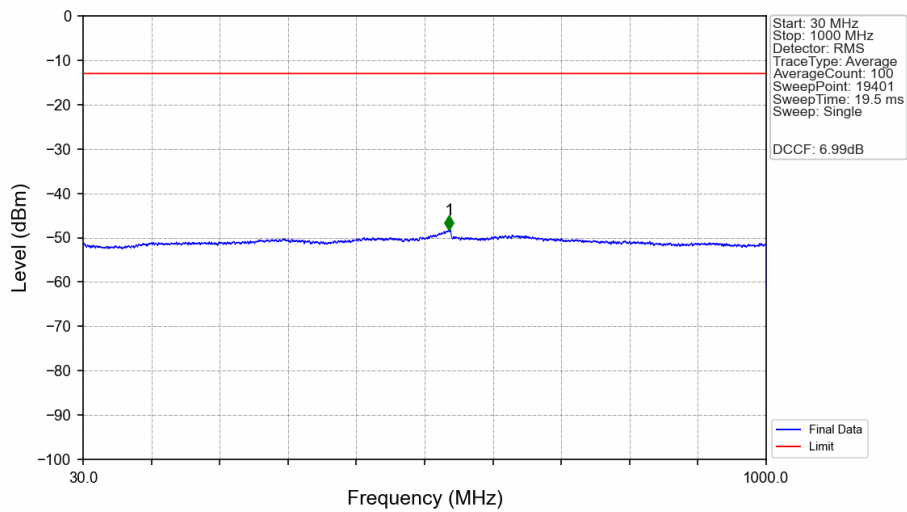
Start (MHz)	Stop (MHz)	RBW (MHz)	Method	Marker No.	Freq (MHz)	Level (dBm)	Limit (dBm)	Result
1000	3785	1	/	1	3741.867	-45.07	-13	Pass
3785	3895	1	/	/	/	/	/	/
3895	39800	1	/	2	39035.640	-39.42	-13	Pass

n77a_30kHz_SISO_NTNV_100MHz_DFT-s-OFDM QPSK_3930MHz_Edge_1RB_Right_Ant10



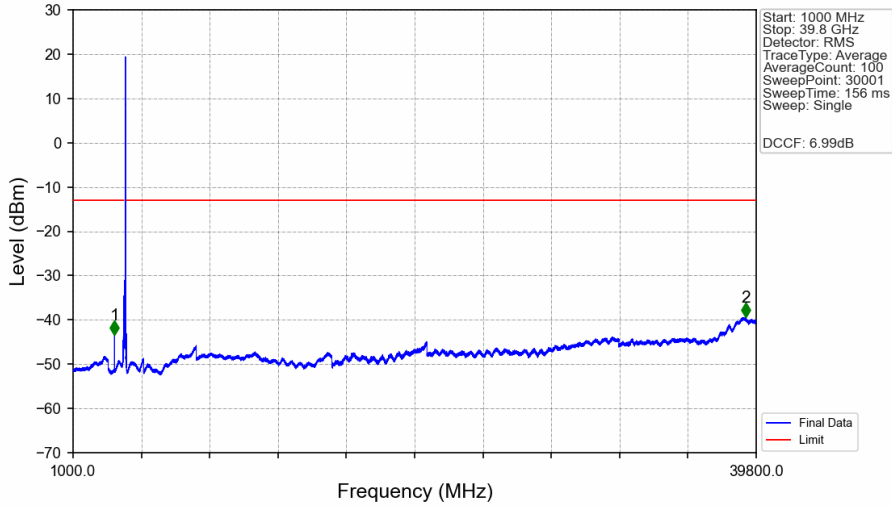
Start (MHz)	Stop (MHz)	RBW (MHz)	Method	Marker No.	Freq (MHz)	Level (dBm)	Limit (dBm)	Result
3875	3875	0.5	/	1	3875.000	-65.86	-13	Pass
3875	3879	0.5	CHP	2	3878.735	-50.74	-13	Pass
3879	3880	0.03	/	3	3879.005	-58.27	-13	Pass
3880	3980	0.03	/	/	/	/	/	/
3980	3981	0.03	/	4	3980.005	-36.56	-13	Pass
3981	3985	0.5	CHP	5	3981.265	-36.43	-13	Pass

n77a_30kHz_SISO_NTNV_100MHz_DFT-s-OFDM QPSK_3930MHz_Edge_1RB_Right_Ant10



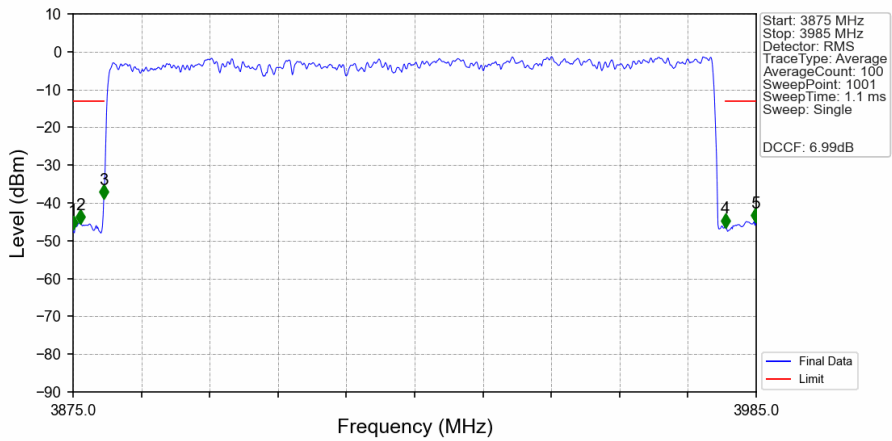
Start (MHz)	Stop (MHz)	RBW (MHz)	Method	Marker No.	Freq (MHz)	Level (dBm)	Limit (dBm)	Result
30	1000	1	CHP	1	549.750	-48.29	-13	Pass

n77a_30kHz_SISO_NTNV_100MHz_DFT-s-OFDM QPSK_3930MHz_Edge_1RB_Right_Ant10



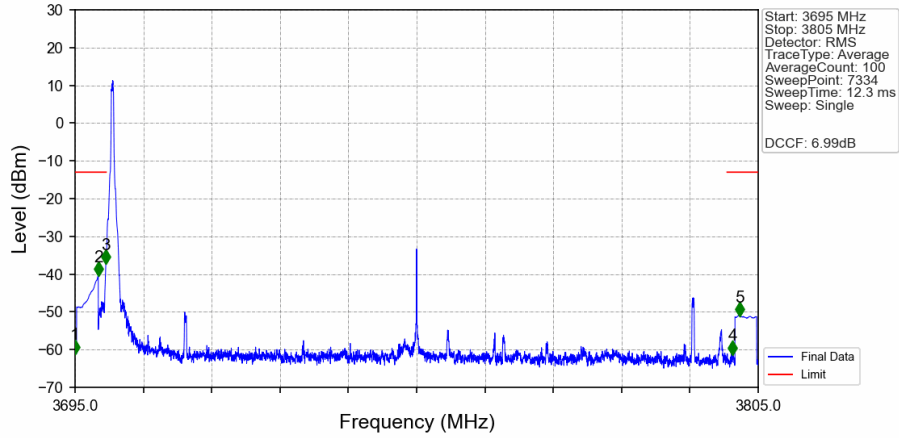
Start (MHz)	Stop (MHz)	RBW (MHz)	Method	Marker No.	Freq (MHz)	Level (dBm)	Limit (dBm)	Result
1000	3875	1	/	1	3353.867	-43.36	-13	Pass
3875	3985	1	/	/	/	/	/	/
3985	39800	1	/	2	39198.600	-39.43	-13	Pass

n77a_30kHz_SISO_NTNV_100MHz_DFT-s-OFDM QPSK_3930MHz_Outer_Full_Ant10



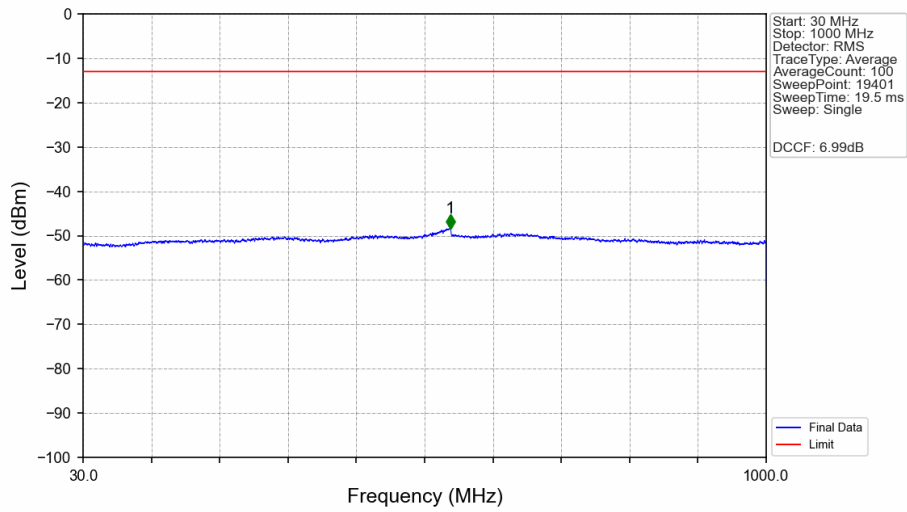
Start (MHz)	Stop (MHz)	RBW (MHz)	Method	Marker No.	Freq (MHz)	Level (dBm)	Limit (dBm)	Result
3875	3875	0.5	/	1	3875.000	-46.68	-13	Pass
3875	3879	0.5	CHP	2	3876.210	-45.24	-13	Pass
3879	3880	0.35	CHP	3	3879.950	-38.65	-13	Pass
3880	3980	0.35	CHP	/	/	/	/	/
3980	3981	0.35	CHP	4	3980.050	-46.22	-13	Pass
3981	3985	0.5	CHP	5	3984.890	-44.79	-13	Pass

n77a_30kHz_SISO_NTNV_100MHz_CP-OFDM QPSK_3750MHz_Edge_1RB_Left_Ant10



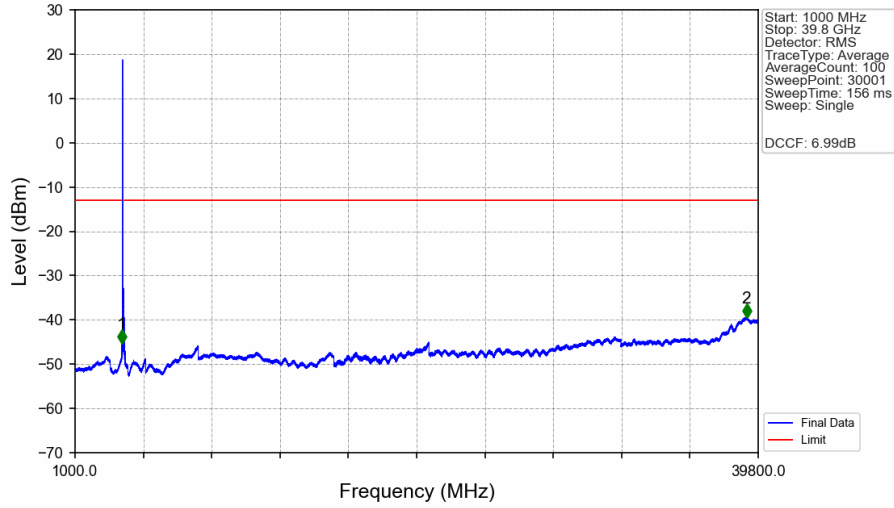
Start (MHz)	Stop (MHz)	RBW (MHz)	Method	Marker No.	Freq (MHz)	Level (dBm)	Limit (dBm)	Result
3695	3695	0.5	/	1	3695.000	-60.85	-13	Pass
3695	3699	0.5	CHP	2	3698.735	-40.14	-13	Pass
3699	3700	0.03	/	3	3699.995	-36.99	-13	Pass
3700	3800	0.03	/	/	/	/	/	/
3800	3801	0.03	/	4	3800.860	-61.02	-13	Pass
3801	3805	0.5	CHP	5	3802.015	-50.96	-13	Pass

n77a_30kHz_SISO_NTNV_100MHz_CP-OFDM QPSK_3750MHz_Edge_1RB_Left_Ant10



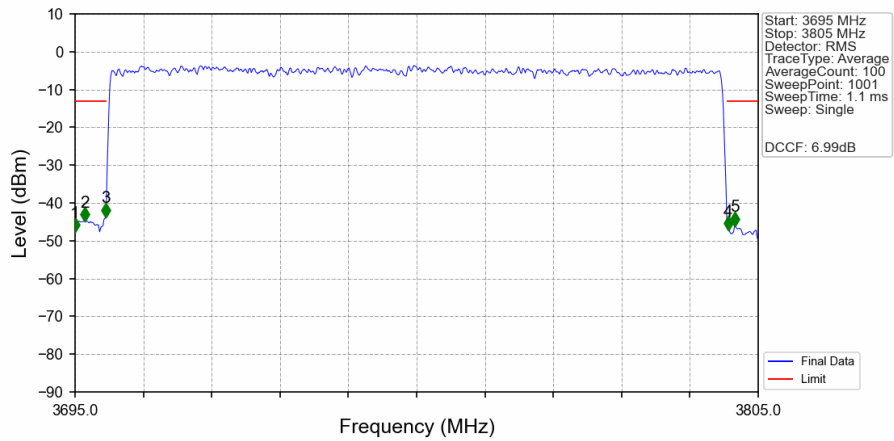
Start (MHz)	Stop (MHz)	RBW (MHz)	Method	Marker No.	Freq (MHz)	Level (dBm)	Limit (dBm)	Result
30	1000	1	CHP	1	551.450	-48.31	-13	Pass

n77a_30kHz_SISO_NTNV_100MHz_CP-OFDM QPSK_3750MHz_Edge_1RB_Left_Ant10



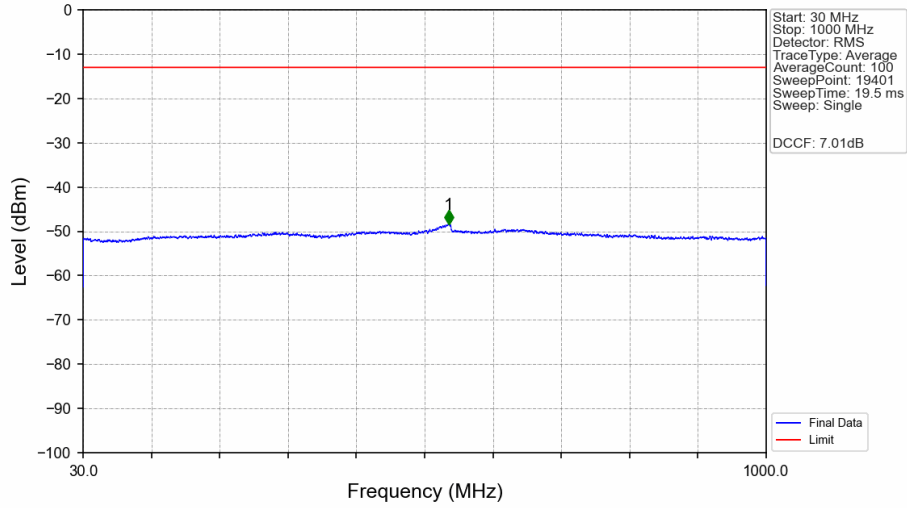
Start (MHz)	Stop (MHz)	RBW (MHz)	Method	Marker No.	Freq (MHz)	Level (dBm)	Limit (dBm)	Result
1000	3695	1	/	1	3651.333	-45.41	-13	Pass
3695	3805	1	/	/	/	/	/	/
3805	39800	1	/	2	39141.693	-39.51	-13	Pass

n77a_30kHz_SISO_NTNV_100MHz_CP-OFDM QPSK_3750MHz_Outer_Full_Ant10



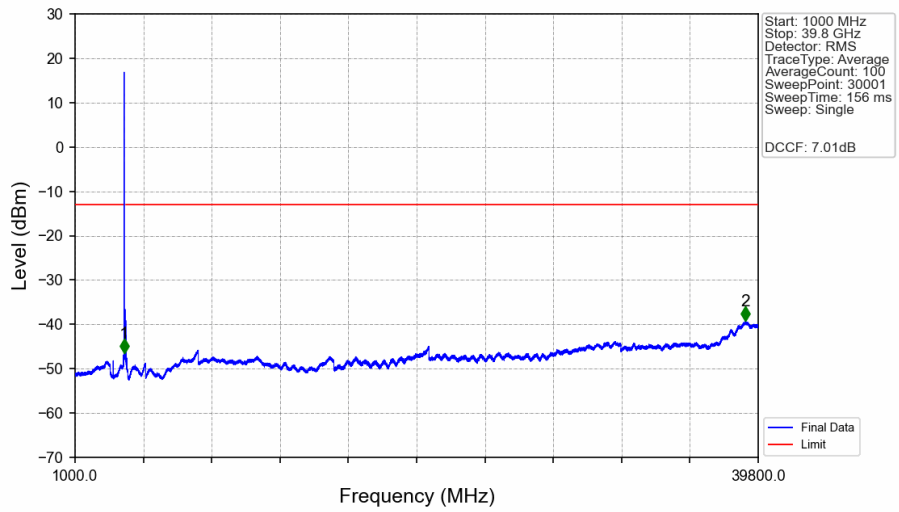
Start (MHz)	Stop (MHz)	RBW (MHz)	Method	Marker No.	Freq (MHz)	Level (dBm)	Limit (dBm)	Result
3695	3695	0.5	/	1	3695.000	-47.35	-13	Pass
3695	3699	0.5	CHP	2	3696.540	-44.63	-13	Pass
3699	3700	0.35	CHP	3	3699.950	-43.43	-13	Pass
3700	3800	0.35	CHP	/	/	/	/	/
3800	3801	0.35	CHP	4	3800.160	-46.97	-13	Pass
3801	3805	0.5	CHP	5	3801.260	-45.81	-13	Pass

n77a_30kHz_SISO_NTNV_100MHz_CP-OFDM QPSK_3840MHz_Edge_1RB_Left_Ant10



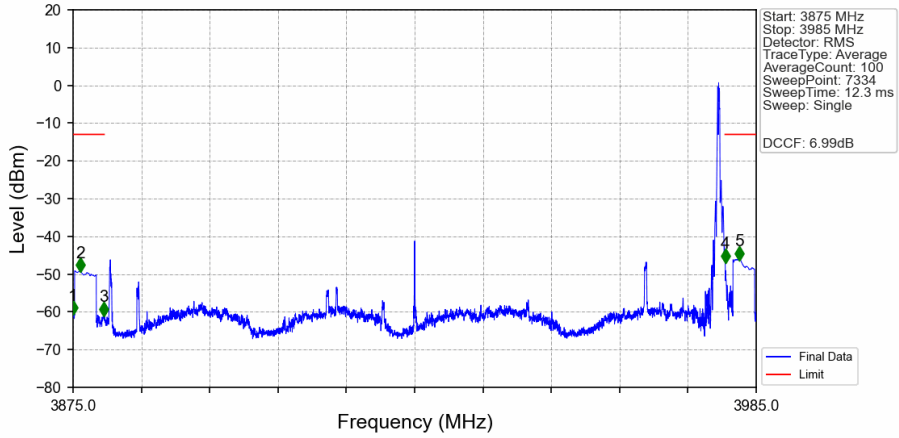
Start (MHz)	Stop (MHz)	RBW (MHz)	Method	Marker No.	Freq (MHz)	Level (dBm)	Limit (dBm)	Result
30	1000	1	CHP	1	549.450	-48.32	-13	Pass

n77a_30kHz_SISO_NTNV_100MHz_CP-OFDM QPSK_3840MHz_Edge_1RB_Left_Ant10



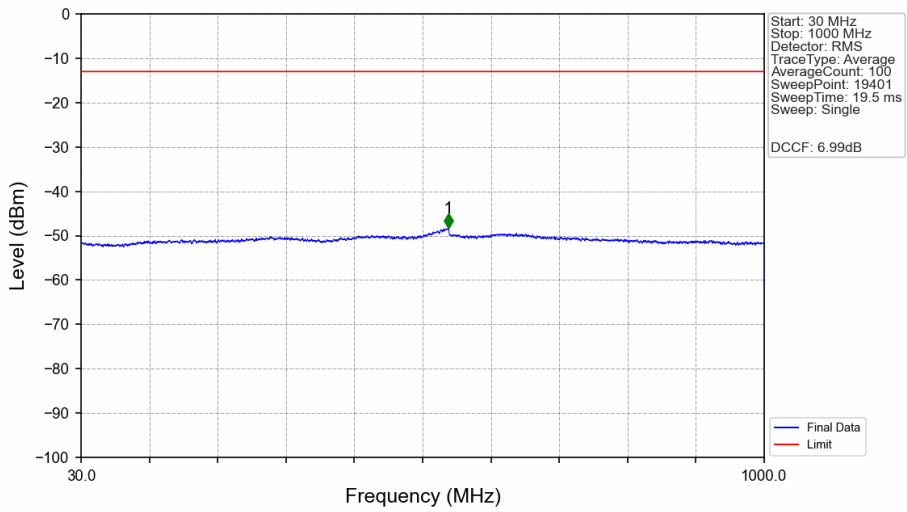
Start (MHz)	Stop (MHz)	RBW (MHz)	Method	Marker No.	Freq (MHz)	Level (dBm)	Limit (dBm)	Result
1000	3785	1	/	1	3784.547	-46.39	-13	Pass
3785	3895	1	/	/	/	/	/	/
3895	39800	1	/	2	39066.680	-39.22	-13	Pass

n77a_30kHz_SISO_NTNV_100MHz_CP-OFDM QPSK_3930MHz_Edge_1RB_Right_Ant10



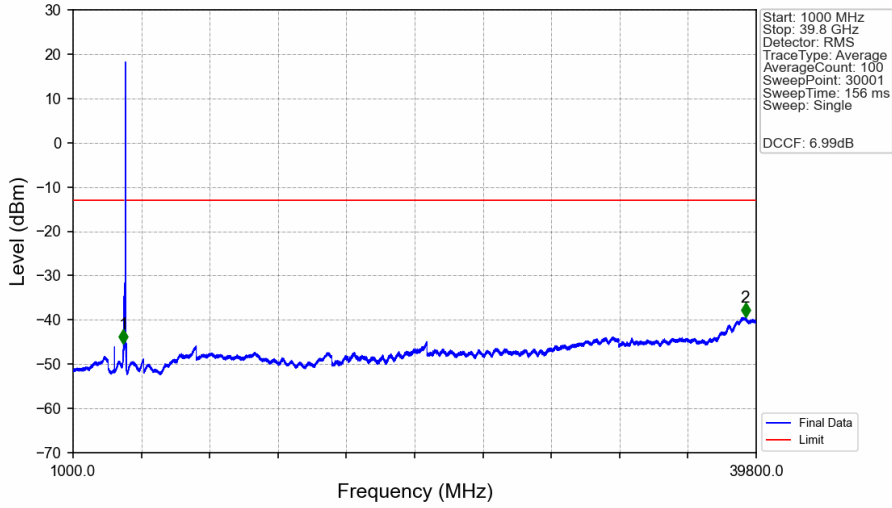
Start (MHz)	Stop (MHz)	RBW (MHz)	Method	Marker No.	Freq (MHz)	Level (dBm)	Limit (dBm)	Result
3875	3875	0.5	/	1	3875.000	-60.48	-13	Pass
3875	3879	0.5	CHP	2	3876.140	-49.09	-13	Pass
3879	3880	0.03	/	3	3879.905	-60.75	-13	Pass
3880	3980	0.03	/	/	/	/	/	/
3980	3981	0.03	/	4	3980.005	-46.66	-13	Pass
3981	3985	0.5	CHP	5	3982.315	-46.01	-13	Pass

n77a_30kHz_SISO_NTNV_100MHz_CP-OFDM QPSK_3930MHz_Edge_1RB_Right_Ant10



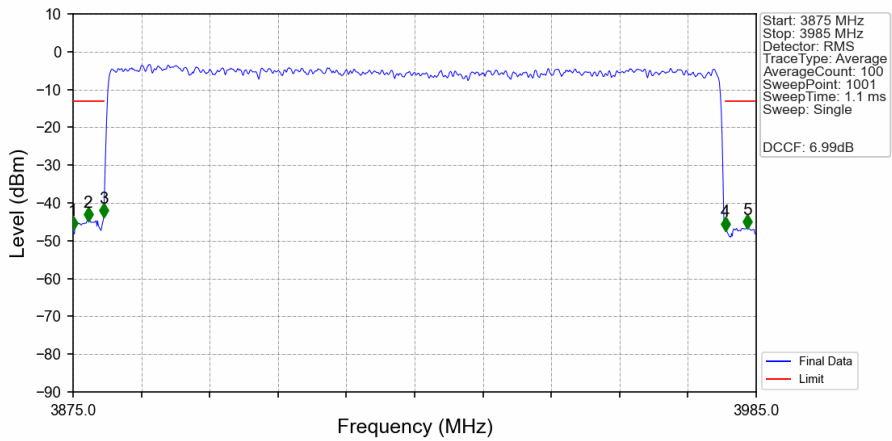
Start (MHz)	Stop (MHz)	RBW (MHz)	Method	Marker No.	Freq (MHz)	Level (dBm)	Limit (dBm)	Result
30	1000	1	CHP	1	551.550	-48.20	-13	Pass

n77a_30kHz_SISO_NTNV_100MHz_CP-OFDM QPSK_3930MHz_Edge_1RB_Right_Ant10



Start (MHz)	Stop (MHz)	RBW (MHz)	Method	Marker No.	Freq (MHz)	Level (dBm)	Limit (dBm)	Result
1000	3875	1	/	1	3862.147	-45.40	-13	Pass
3875	3985	1	/	/	/	/	/	/
3985	39800	1	/	2	39188.253	-39.34	-13	Pass

n77a_30kHz_SISO_NTNV_100MHz_CP-OFDM QPSK_3930MHz_Outer_Full_Ant10



Start (MHz)	Stop (MHz)	RBW (MHz)	Method	Marker No.	Freq (MHz)	Level (dBm)	Limit (dBm)	Result
3875	3875	0.5	/	1	3875.000	-46.83	-13	Pass
3875	3879	0.5	CHP	2	3877.420	-44.54	-13	Pass
3879	3880	0.35	CHP	3	3879.950	-43.55	-13	Pass
3880	3980	0.35	CHP	/	/	/	/	/
3980	3981	0.35	CHP	4	3980.050	-47.07	-13	Pass
3981	3985	0.5	CHP	5	3983.570	-46.50	-13	Pass

6. Field Strength of Spurious Radiation

For Sample 1

Test Band = SA Band77_ TM1

Test Channel = Low 3700-3980

Final Data List								
NO.	Frequency [MHz]	Reading [dB μ V]	Factor [dB]	AF[dB/m]	Level [dBm]	Limit [dBm]	Margin [dB]	Polarity
1	7317.075	40.55	-43.24	35.89	-62.06	-13.00	49.06	Horizontal
2	8227.875	39.36	-42.07	36.96	-61.01	-13.00	48.01	Horizontal
3	9147.3	37.54	-40.19	36.79	-61.12	-13.00	48.12	Horizontal
4	9867.2	36.77	-39.15	38.23	-59.41	-13.00	46.41	Horizontal
5	10891.275	35.07	-37.87	38.59	-59.47	-13.00	46.47	Horizontal
6	12396.625	34.77	-36.98	39.22	-58.25	-13.00	45.25	Horizontal

Final Data List								
NO.	Frequency [MHz]	Reading [dB μ V]	Factor [dB]	AF[dB/m]	Level [dBm]	Limit [dBm]	Margin [dB]	Polarity
1	7860.45	40.60	-42.68	36.90	-60.43	-13.00	47.43	Vertical
2	8801.725	38.71	-41.14	36.62	-61.07	-13.00	48.07	Vertical
3	9683.775	37.02	-39.43	37.87	-59.81	-13.00	46.81	Vertical
4	10703.825	34.99	-37.53	38.57	-59.23	-13.00	46.23	Vertical
5	11550.8	34.91	-36.75	38.88	-58.22	-13.00	45.22	Vertical
6	14343.575	32.69	-35.52	41.07	-57.02	-13.00	44.02	Vertical

Test Band = SA Band77_ TM1
Test Channel = Mid 3700-3980

Final Data List								
NO.	Frequency [MHz]	Reading [dBμV]	Factor [dB]	AF[dB/m]	Level [dBm]	Limit [dBm]	Margin [dB]	Polarity
1	7129.625	40.99	-43.65	35.36	-62.55	-13.00	49.55	Horizontal
2	8809.2	38.37	-41.12	36.61	-61.39	-13.00	48.39	Horizontal
3	9722.3	36.74	-39.39	37.94	-59.96	-13.00	46.96	Horizontal
4	10957.975	34.88	-37.68	38.60	-59.47	-13.00	46.47	Horizontal
5	11945.25	34.24	-37.27	39.07	-59.22	-13.00	46.22	Horizontal
6	13636.9	32.94	-36.02	40.29	-58.05	-13.00	45.05	Horizontal

Final Data List								
NO.	Frequency [MHz]	Reading [dBμV]	Factor [dB]	AF[dB/m]	Level [dBm]	Limit [dBm]	Margin [dB]	Polarity
1	7429.775	40.52	-42.90	36.20	-61.44	-13.00	48.44	Vertical
2	8760.9	38.41	-41.22	36.64	-61.42	-13.00	48.42	Vertical
3	9802.8	36.41	-39.06	38.11	-59.81	-13.00	46.81	Vertical
4	10689.45	35.39	-37.54	38.57	-58.85	-13.00	45.85	Vertical
5	12177.55	34.25	-37.13	39.15	-58.98	-13.00	45.98	Vertical
6	13377	32.78	-36.29	39.93	-58.84	-13.00	45.84	Vertical

Test Band = SA Band77_ TM1
Test Channel = High 3700-3980

Final Data List								
NO.	Frequency [MHz]	Reading [dBμV]	Factor [dB]	AF[dB/m]	Level [dBm]	Limit [dBm]	Margin [dB]	Polarity
1	7260.725	40.63	-43.44	35.73	-62.34	-13.00	49.34	Horizontal
2	8699.375	38.86	-41.34	36.68	-61.06	-13.00	48.06	Horizontal
3	9448.6	36.73	-39.94	37.40	-61.07	-13.00	48.07	Horizontal
4	10312.25	35.77	-38.94	38.53	-59.90	-13.00	46.90	Horizontal
5	11673.85	34.37	-36.32	38.94	-58.28	-13.00	45.28	Horizontal
6	13590.325	32.78	-36.10	40.23	-58.35	-13.00	45.35	Horizontal

Final Data List								
NO.	Frequency [MHz]	Reading [dBμV]	Factor [dB]	AF[dB/m]	Level [dBm]	Limit [dBm]	Margin [dB]	Polarity
1	7835.725	40.58	-42.64	36.87	-60.45	-13.00	47.45	Vertical
2	9109.35	37.54	-40.37	36.72	-61.37	-13.00	48.37	Vertical
3	9802.225	36.41	-39.06	38.10	-59.81	-13.00	46.81	Vertical
4	10818.25	34.86	-38.35	38.58	-60.17	-13.00	47.17	Vertical
5	12366.725	34.46	-36.87	39.21	-58.46	-13.00	45.46	Vertical
6	13717.975	33.24	-36.04	40.41	-57.65	-13.00	44.65	Vertical

Test Band = NSA_41A_N77A_TM1
Test Channel = Low 3700-3980

Final Data List								
NO.	Frequency [MHz]	Reading [dBμV]	Factor [dB]	AF[dB/m]	Level [dBm]	Limit [dBm]	Margin [dB]	Polarity
1	8043.3	39.78	-41.79	37.07	-60.19	-13.00	47.19	Horizontal
2	9308.3	37.02	-40.06	37.12	-61.18	-13.00	48.18	Horizontal
3	10109.275	35.92	-38.75	38.51	-59.58	-13.00	46.58	Horizontal
4	10910.825	34.56	-37.79	38.59	-59.90	-13.00	46.90	Horizontal
5	12408.7	34.65	-36.99	39.22	-58.37	-13.00	45.37	Horizontal
6	14004.325	32.54	-34.83	40.80	-56.75	-13.00	43.75	Horizontal

Final Data List								
NO.	Frequency [MHz]	Reading [dBμV]	Factor [dB]	AF[dB/m]	Level [dBm]	Limit [dBm]	Margin [dB]	Polarity
1	7424.6	39.63	-42.88	36.19	-62.32	-13.00	49.32	Vertical
2	8632.675	37.69	-41.04	36.72	-61.89	-13.00	48.89	Vertical
3	9473.325	36.14	-39.95	37.45	-61.62	-13.00	48.62	Vertical
4	11011.45	33.64	-37.61	38.61	-60.62	-13.00	47.62	Vertical
5	12514.5	33.67	-36.99	39.25	-59.32	-13.00	46.32	Vertical
6	13811.7	33.06	-36.17	40.54	-57.83	-13.00	44.83	Vertical

Test Band = NSA_41A_N77A_TM1
Test Channel = Mid 3700-3980

Final Data List								
NO.	Frequency [MHz]	Reading [dBμV]	Factor [dB]	AF[dB/m]	Level [dBm]	Limit [dBm]	Margin [dB]	Polarity
1	7884.6	40.63	-42.72	36.94	-60.41	-13.00	47.41	Horizontal
2	9520.475	36.46	-39.80	37.54	-61.06	-13.00	48.06	Horizontal
3	10375.5	36.19	-38.78	38.54	-59.31	-13.00	46.31	Horizontal
4	11423.725	35.25	-37.27	38.81	-58.47	-13.00	45.47	Horizontal
5	13436.8	33.25	-36.28	40.01	-58.28	-13.00	45.28	Horizontal
6	14207.3	32.62	-35.35	40.97	-57.02	-13.00	44.02	Horizontal

Final Data List								
NO.	Frequency [MHz]	Reading [dBμV]	Factor [dB]	AF[dB/m]	Level [dBm]	Limit [dBm]	Margin [dB]	Polarity
1	7570.65	38.93	-42.87	36.50	-62.70	-13.00	49.70	Vertical
2	8677.525	37.81	-41.24	36.69	-62.00	-13.00	49.00	Vertical
3	9613.625	35.38	-39.24	37.73	-61.39	-13.00	48.39	Vertical
4	10470.95	35.37	-38.75	38.55	-60.09	-13.00	47.09	Vertical
5	11440.4	34.80	-37.11	38.82	-58.75	-13.00	45.75	Vertical
6	13417.825	33.19	-36.17	39.98	-58.26	-13.00	45.26	Vertical

Test Band = NSA_41A_N77A_TM1
Test Channel = High 3700-3980

Final Data List								
NO.	Frequency [MHz]	Reading [dBμV]	Factor [dB]	AF[dB/m]	Level [dBm]	Limit [dBm]	Margin [dB]	Polarity
1	7461.4	39.83	-43.02	36.29	-62.16	-13.00	49.16	Horizontal
2	8695.35	38.84	-41.32	36.68	-61.06	-13.00	48.06	Horizontal
3	9644.675	36.05	-39.33	37.79	-60.75	-13.00	47.75	Horizontal
4	10370.9	35.52	-38.79	38.54	-60.00	-13.00	47.00	Horizontal
5	11710.075	34.52	-36.20	38.96	-57.99	-13.00	44.99	Horizontal
6	13161.95	33.78	-36.59	39.63	-58.44	-13.00	45.44	Horizontal

Final Data List								
NO.	Frequency [MHz]	Reading [dBμV]	Factor [dB]	AF[dB/m]	Level [dBm]	Limit [dBm]	Margin [dB]	Polarity
1	7772.475	39.19	-42.68	36.78	-61.97	-13.00	48.97	Vertical
2	8852.9	38.12	-41.02	36.59	-61.57	-13.00	48.57	Vertical
3	9820.05	36.19	-39.09	38.14	-60.02	-13.00	47.02	Vertical
4	10999.95	33.78	-37.59	38.60	-60.47	-13.00	47.47	Vertical
5	12287.95	34.23	-36.70	39.19	-58.54	-13.00	45.54	Vertical
6	14514.35	32.83	-34.39	41.21	-55.61	-13.00	42.61	Vertical