

1. Effective (Isotropic) Radiated Power Output Data

1.1 Test Result

1.1.1 15k_SISO_5MHz_NTNV_ERP

5G NR n5 SCS=15kHz SISO 5MHz NTN										
Modulation	Frequency (MHz)	RB Allocation	Conducted Power(dBm)			ERP(dBm)				Verdict
			Ant0	Ant1	Sum	Ant0	Ant1	Sum	Limit	
DFT-s-OFDM PI/2 BPSK	836.5	Edge_1RB_Left	22.15	/	/	14.00	/	/	<=38.45	Pass
		Edge_1RB_Right	22.11	/	/	13.96	/	/	<=38.45	Pass
		Outer_Full	22.26	/	/	14.11	/	/	<=38.45	Pass
		Inner_Full	22.73	/	/	14.58	/	/	<=38.45	Pass
		Inner_1RB_Left	22.65	/	/	14.50	/	/	<=38.45	Pass
		Inner_1RB_Right	22.72	/	/	14.57	/	/	<=38.45	Pass
	826.5	Edge_1RB_Left	22.00	/	/	13.85	/	/	<=38.45	Pass
		Edge_1RB_Right	22.11	/	/	13.96	/	/	<=38.45	Pass
		Outer_Full	22.17	/	/	14.02	/	/	<=38.45	Pass
		Inner_Full	22.65	/	/	14.50	/	/	<=38.45	Pass
		Inner_1RB_Left	22.52	/	/	14.37	/	/	<=38.45	Pass
		Inner_1RB_Right	22.60	/	/	14.45	/	/	<=38.45	Pass
	846.5	Edge_1RB_Left	22.12	/	/	13.97	/	/	<=38.45	Pass
		Edge_1RB_Right	22.15	/	/	14.00	/	/	<=38.45	Pass
		Outer_Full	22.28	/	/	14.13	/	/	<=38.45	Pass
Inner_Full		22.78	/	/	14.63	/	/	<=38.45	Pass	
Inner_1RB_Left		22.62	/	/	14.47	/	/	<=38.45	Pass	
Inner_1RB_Right		22.65	/	/	14.50	/	/	<=38.45	Pass	
DFT-s-OFDM QPSK	836.5	Edge_1RB_Left	21.66	/	/	13.51	/	/	<=38.45	Pass
		Edge_1RB_Right	21.64	/	/	13.49	/	/	<=38.45	Pass
		Outer_Full	21.76	/	/	13.61	/	/	<=38.45	Pass
		Inner_Full	22.75	/	/	14.60	/	/	<=38.45	Pass
		Inner_1RB_Left	22.57	/	/	14.42	/	/	<=38.45	Pass
		Inner_1RB_Right	22.61	/	/	14.46	/	/	<=38.45	Pass
	826.5	Edge_1RB_Left	21.55	/	/	13.40	/	/	<=38.45	Pass
		Edge_1RB_Right	21.57	/	/	13.42	/	/	<=38.45	Pass
		Outer_Full	21.69	/	/	13.54	/	/	<=38.45	Pass
		Inner_Full	22.68	/	/	14.53	/	/	<=38.45	Pass
		Inner_1RB_Left	22.53	/	/	14.38	/	/	<=38.45	Pass
		Inner_1RB_Right	22.56	/	/	14.41	/	/	<=38.45	Pass
	846.5	Edge_1RB_Left	21.59	/	/	13.44	/	/	<=38.45	Pass
		Edge_1RB_Right	21.63	/	/	13.48	/	/	<=38.45	Pass
		Outer_Full	21.78	/	/	13.63	/	/	<=38.45	Pass
Inner_Full		22.76	/	/	14.61	/	/	<=38.45	Pass	
Inner_1RB_Left		22.63	/	/	14.48	/	/	<=38.45	Pass	
Inner_1RB_Right		22.61	/	/	14.46	/	/	<=38.45	Pass	
DFT-s-OFDM 16 QAM	836.5	Edge_1RB_Left	20.74	/	/	12.59	/	/	<=38.45	Pass
		Edge_1RB_Right	20.77	/	/	12.62	/	/	<=38.45	Pass
		Outer_Full	20.71	/	/	12.56	/	/	<=38.45	Pass
		Inner_Full	21.70	/	/	13.55	/	/	<=38.45	Pass
		Inner_1RB_Left	21.79	/	/	13.64	/	/	<=38.45	Pass
		Inner_1RB_Right	21.80	/	/	13.65	/	/	<=38.45	Pass
	826.5	Edge_1RB_Left	20.63	/	/	12.48	/	/	<=38.45	Pass
		Edge_1RB_Right	20.70	/	/	12.55	/	/	<=38.45	Pass
		Outer_Full	20.62	/	/	12.47	/	/	<=38.45	Pass
		Inner_Full	21.62	/	/	13.47	/	/	<=38.45	Pass
		Inner_1RB_Left	21.68	/	/	13.53	/	/	<=38.45	Pass
		Inner_1RB_Right	21.75	/	/	13.60	/	/	<=38.45	Pass
	846.5	Edge_1RB_Left	20.75	/	/	12.60	/	/	<=38.45	Pass

		Edge_1RB_Right	20.72	/	/	12.57	/	/	<=38.45	Pass
		Outer_Full	20.70	/	/	12.55	/	/	<=38.45	Pass
		Inner_Full	21.73	/	/	13.58	/	/	<=38.45	Pass
		Inner_1RB_Left	21.77	/	/	13.62	/	/	<=38.45	Pass
		Inner_1RB_Right	21.76	/	/	13.61	/	/	<=38.45	Pass
DFT-s-OFDM 64 QAM	836.5	Edge_1RB_Left	20.33	/	/	12.18	/	/	<=38.45	Pass
		Edge_1RB_Right	20.32	/	/	12.17	/	/	<=38.45	Pass
		Outer_Full	20.23	/	/	12.08	/	/	<=38.45	Pass
		Inner_Full	20.20	/	/	12.05	/	/	<=38.45	Pass
		Inner_1RB_Left	20.30	/	/	12.15	/	/	<=38.45	Pass
	Inner_1RB_Right	20.32	/	/	12.17	/	/	<=38.45	Pass	
	826.5	Edge_1RB_Left	20.22	/	/	12.07	/	/	<=38.45	Pass
		Edge_1RB_Right	20.30	/	/	12.15	/	/	<=38.45	Pass
		Outer_Full	20.15	/	/	12.00	/	/	<=38.45	Pass
		Inner_Full	20.14	/	/	11.99	/	/	<=38.45	Pass
		Inner_1RB_Left	20.22	/	/	12.07	/	/	<=38.45	Pass
	Inner_1RB_Right	20.29	/	/	12.14	/	/	<=38.45	Pass	
	846.5	Edge_1RB_Left	20.30	/	/	12.15	/	/	<=38.45	Pass
		Edge_1RB_Right	20.25	/	/	12.10	/	/	<=38.45	Pass
		Outer_Full	20.21	/	/	12.06	/	/	<=38.45	Pass
Inner_Full		20.21	/	/	12.06	/	/	<=38.45	Pass	
Inner_1RB_Left		20.31	/	/	12.16	/	/	<=38.45	Pass	
Inner_1RB_Right	20.34	/	/	12.19	/	/	<=38.45	Pass		
DFT-s-OFDM 256 QAM	836.5	Edge_1RB_Left	18.13	/	/	9.98	/	/	<=38.45	Pass
		Edge_1RB_Right	18.22	/	/	10.07	/	/	<=38.45	Pass
		Outer_Full	18.27	/	/	10.12	/	/	<=38.45	Pass
		Inner_Full	18.32	/	/	10.17	/	/	<=38.45	Pass
		Inner_1RB_Left	18.16	/	/	10.01	/	/	<=38.45	Pass
	Inner_1RB_Right	18.22	/	/	10.07	/	/	<=38.45	Pass	
	826.5	Edge_1RB_Left	18.04	/	/	9.89	/	/	<=38.45	Pass
		Edge_1RB_Right	18.13	/	/	9.98	/	/	<=38.45	Pass
		Outer_Full	18.17	/	/	10.02	/	/	<=38.45	Pass
		Inner_Full	18.27	/	/	10.12	/	/	<=38.45	Pass
		Inner_1RB_Left	18.08	/	/	9.93	/	/	<=38.45	Pass
	Inner_1RB_Right	18.15	/	/	10.00	/	/	<=38.45	Pass	
	846.5	Edge_1RB_Left	18.20	/	/	10.05	/	/	<=38.45	Pass
		Edge_1RB_Right	18.21	/	/	10.06	/	/	<=38.45	Pass
		Outer_Full	18.24	/	/	10.09	/	/	<=38.45	Pass
Inner_Full		18.43	/	/	10.28	/	/	<=38.45	Pass	
Inner_1RB_Left		18.23	/	/	10.08	/	/	<=38.45	Pass	
Inner_1RB_Right	18.24	/	/	10.09	/	/	<=38.45	Pass		
CP-OFDM QPSK	836.5	Edge_1RB_Left	19.77	/	/	11.62	/	/	<=38.45	Pass
		Edge_1RB_Right	19.87	/	/	11.72	/	/	<=38.45	Pass
		Outer_Full	19.84	/	/	11.69	/	/	<=38.45	Pass
		Inner_Full	21.17	/	/	13.02	/	/	<=38.45	Pass
		Inner_1RB_Left	21.20	/	/	13.05	/	/	<=38.45	Pass
	Inner_1RB_Right	21.24	/	/	13.09	/	/	<=38.45	Pass	
	826.5	Edge_1RB_Left	19.50	/	/	11.35	/	/	<=38.45	Pass
		Edge_1RB_Right	19.56	/	/	11.41	/	/	<=38.45	Pass
		Outer_Full	19.74	/	/	11.59	/	/	<=38.45	Pass
		Inner_Full	21.10	/	/	12.95	/	/	<=38.45	Pass
		Inner_1RB_Left	21.07	/	/	12.92	/	/	<=38.45	Pass
	Inner_1RB_Right	21.22	/	/	13.07	/	/	<=38.45	Pass	
	846.5	Edge_1RB_Left	19.66	/	/	11.51	/	/	<=38.45	Pass
		Edge_1RB_Right	19.80	/	/	11.65	/	/	<=38.45	Pass
		Outer_Full	19.81	/	/	11.66	/	/	<=38.45	Pass
Inner_Full		21.20	/	/	13.05	/	/	<=38.45	Pass	
Inner_1RB_Left		21.19	/	/	13.04	/	/	<=38.45	Pass	
Inner_1RB_Right	21.20	/	/	13.05	/	/	<=38.45	Pass		

CP-OFDM 16 QAM	836.5	Edge_1RB_Left	19.82	/	/	11.67	/	/	<=38.45	Pass
		Edge_1RB_Right	19.89	/	/	11.74	/	/	<=38.45	Pass
		Outer_Full	19.82	/	/	11.67	/	/	<=38.45	Pass
		Inner_Full	20.67	/	/	12.52	/	/	<=38.45	Pass
		Inner_1RB_Left	20.74	/	/	12.59	/	/	<=38.45	Pass
	Inner_1RB_Right	20.74	/	/	12.59	/	/	<=38.45	Pass	
	826.5	Edge_1RB_Left	19.69	/	/	11.54	/	/	<=38.45	Pass
		Edge_1RB_Right	19.78	/	/	11.63	/	/	<=38.45	Pass
		Outer_Full	19.75	/	/	11.60	/	/	<=38.45	Pass
		Inner_Full	20.58	/	/	12.43	/	/	<=38.45	Pass
		Inner_1RB_Left	20.60	/	/	12.45	/	/	<=38.45	Pass
	Inner_1RB_Right	20.71	/	/	12.56	/	/	<=38.45	Pass	
	846.5	Edge_1RB_Left	19.88	/	/	11.73	/	/	<=38.45	Pass
		Edge_1RB_Right	19.87	/	/	11.72	/	/	<=38.45	Pass
		Outer_Full	19.83	/	/	11.68	/	/	<=38.45	Pass
Inner_Full		20.62	/	/	12.47	/	/	<=38.45	Pass	
Inner_1RB_Left		20.73	/	/	12.58	/	/	<=38.45	Pass	
Inner_1RB_Right	20.79	/	/	12.64	/	/	<=38.45	Pass		
CP-OFDM 64 QAM	836.5	Edge_1RB_Left	19.25	/	/	11.10	/	/	<=38.45	Pass
		Edge_1RB_Right	19.33	/	/	11.18	/	/	<=38.45	Pass
		Outer_Full	19.37	/	/	11.22	/	/	<=38.45	Pass
		Inner_Full	19.34	/	/	11.19	/	/	<=38.45	Pass
		Inner_1RB_Left	19.22	/	/	11.07	/	/	<=38.45	Pass
	Inner_1RB_Right	19.32	/	/	11.17	/	/	<=38.45	Pass	
	826.5	Edge_1RB_Left	19.16	/	/	11.01	/	/	<=38.45	Pass
		Edge_1RB_Right	19.23	/	/	11.08	/	/	<=38.45	Pass
		Outer_Full	19.31	/	/	11.16	/	/	<=38.45	Pass
		Inner_Full	19.24	/	/	11.09	/	/	<=38.45	Pass
		Inner_1RB_Left	19.15	/	/	11.00	/	/	<=38.45	Pass
	Inner_1RB_Right	19.23	/	/	11.08	/	/	<=38.45	Pass	
	846.5	Edge_1RB_Left	19.30	/	/	11.15	/	/	<=38.45	Pass
		Edge_1RB_Right	19.35	/	/	11.20	/	/	<=38.45	Pass
		Outer_Full	19.40	/	/	11.25	/	/	<=38.45	Pass
Inner_Full		19.33	/	/	11.18	/	/	<=38.45	Pass	
Inner_1RB_Left		19.36	/	/	11.21	/	/	<=38.45	Pass	
Inner_1RB_Right	19.36	/	/	11.21	/	/	<=38.45	Pass		
CP-OFDM 256 QAM	836.5	Edge_1RB_Left	16.32	/	/	8.17	/	/	<=38.45	Pass
		Edge_1RB_Right	16.41	/	/	8.26	/	/	<=38.45	Pass
		Outer_Full	16.27	/	/	8.12	/	/	<=38.45	Pass
		Inner_Full	16.35	/	/	8.20	/	/	<=38.45	Pass
		Inner_1RB_Left	16.30	/	/	8.15	/	/	<=38.45	Pass
	Inner_1RB_Right	16.39	/	/	8.24	/	/	<=38.45	Pass	
	826.5	Edge_1RB_Left	16.20	/	/	8.05	/	/	<=38.45	Pass
		Edge_1RB_Right	16.29	/	/	8.14	/	/	<=38.45	Pass
		Outer_Full	16.24	/	/	8.09	/	/	<=38.45	Pass
		Inner_Full	16.19	/	/	8.04	/	/	<=38.45	Pass
		Inner_1RB_Left	16.19	/	/	8.04	/	/	<=38.45	Pass
	Inner_1RB_Right	16.29	/	/	8.14	/	/	<=38.45	Pass	
	846.5	Edge_1RB_Left	16.42	/	/	8.27	/	/	<=38.45	Pass
		Edge_1RB_Right	16.42	/	/	8.27	/	/	<=38.45	Pass
		Outer_Full	16.28	/	/	8.13	/	/	<=38.45	Pass
Inner_Full		16.29	/	/	8.14	/	/	<=38.45	Pass	
Inner_1RB_Left		16.39	/	/	8.24	/	/	<=38.45	Pass	
Inner_1RB_Right	16.43	/	/	8.28	/	/	<=38.45	Pass		
Note1: Antenna Gain: Ant0: -6.00dBi;										
Note2: ERP=Conducted Power+Antenna Gain-2.15										

1.1.2 15k_SISO_10MHz_NTNV_ERP

5G NR n5 SCS=15kHz SISO 10MHz NTNv										
Modulation	Frequency (MHz)	RB Allocation	Conducted Power(dBm)			ERP(dBm)				Verdict
			Ant0	Ant1	Sum	Ant0	Ant1	Sum	Limit	
DFT-s-OFDM PI/2 BPSK	836.5	Edge_1RB_Left	22.10	/	/	13.95	/	/	<=38.45	Pass
		Edge_1RB_Right	22.19	/	/	14.04	/	/	<=38.45	Pass
		Outer_Full	22.20	/	/	14.05	/	/	<=38.45	Pass
		Inner_Full	22.69	/	/	14.54	/	/	<=38.45	Pass
		Inner_1RB_Left	22.64	/	/	14.49	/	/	<=38.45	Pass
	Inner_1RB_Right	22.66	/	/	14.51	/	/	<=38.45	Pass	
	829	Edge_1RB_Left	22.07	/	/	13.92	/	/	<=38.45	Pass
		Edge_1RB_Right	22.16	/	/	14.01	/	/	<=38.45	Pass
		Outer_Full	22.18	/	/	14.03	/	/	<=38.45	Pass
		Inner_Full	22.65	/	/	14.50	/	/	<=38.45	Pass
		Inner_1RB_Left	22.54	/	/	14.39	/	/	<=38.45	Pass
	Inner_1RB_Right	22.62	/	/	14.47	/	/	<=38.45	Pass	
	844	Edge_1RB_Left	22.18	/	/	14.03	/	/	<=38.45	Pass
		Edge_1RB_Right	22.20	/	/	14.05	/	/	<=38.45	Pass
		Outer_Full	22.25	/	/	14.10	/	/	<=38.45	Pass
Inner_Full		22.70	/	/	14.55	/	/	<=38.45	Pass	
Inner_1RB_Left		22.68	/	/	14.53	/	/	<=38.45	Pass	
Inner_1RB_Right	22.69	/	/	14.54	/	/	<=38.45	Pass		
DFT-s-OFDM QPSK	836.5	Edge_1RB_Left	21.61	/	/	13.46	/	/	<=38.45	Pass
		Edge_1RB_Right	21.67	/	/	13.52	/	/	<=38.45	Pass
		Outer_Full	21.70	/	/	13.55	/	/	<=38.45	Pass
		Inner_Full	22.69	/	/	14.54	/	/	<=38.45	Pass
		Inner_1RB_Left	22.58	/	/	14.43	/	/	<=38.45	Pass
	Inner_1RB_Right	22.62	/	/	14.47	/	/	<=38.45	Pass	
	829	Edge_1RB_Left	21.54	/	/	13.39	/	/	<=38.45	Pass
		Edge_1RB_Right	21.65	/	/	13.50	/	/	<=38.45	Pass
		Outer_Full	21.63	/	/	13.48	/	/	<=38.45	Pass
		Inner_Full	22.65	/	/	14.50	/	/	<=38.45	Pass
		Inner_1RB_Left	22.51	/	/	14.36	/	/	<=38.45	Pass
	Inner_1RB_Right	22.61	/	/	14.46	/	/	<=38.45	Pass	
	844	Edge_1RB_Left	21.67	/	/	13.52	/	/	<=38.45	Pass
		Edge_1RB_Right	21.68	/	/	13.53	/	/	<=38.45	Pass
		Outer_Full	21.71	/	/	13.56	/	/	<=38.45	Pass
Inner_Full		22.68	/	/	14.53	/	/	<=38.45	Pass	
Inner_1RB_Left		22.63	/	/	14.48	/	/	<=38.45	Pass	
Inner_1RB_Right	22.61	/	/	14.46	/	/	<=38.45	Pass		
DFT-s-OFDM 16 QAM	836.5	Edge_1RB_Left	20.70	/	/	12.55	/	/	<=38.45	Pass
		Edge_1RB_Right	20.81	/	/	12.66	/	/	<=38.45	Pass
		Outer_Full	20.66	/	/	12.51	/	/	<=38.45	Pass
		Inner_Full	21.62	/	/	13.47	/	/	<=38.45	Pass
		Inner_1RB_Left	21.73	/	/	13.58	/	/	<=38.45	Pass
	Inner_1RB_Right	21.81	/	/	13.66	/	/	<=38.45	Pass	
	829	Edge_1RB_Left	20.65	/	/	12.50	/	/	<=38.45	Pass
		Edge_1RB_Right	20.75	/	/	12.60	/	/	<=38.45	Pass
		Outer_Full	20.65	/	/	12.50	/	/	<=38.45	Pass
		Inner_Full	21.57	/	/	13.42	/	/	<=38.45	Pass
		Inner_1RB_Left	21.72	/	/	13.57	/	/	<=38.45	Pass
	Inner_1RB_Right	21.73	/	/	13.58	/	/	<=38.45	Pass	
	844	Edge_1RB_Left	20.75	/	/	12.60	/	/	<=38.45	Pass
		Edge_1RB_Right	20.76	/	/	12.61	/	/	<=38.45	Pass
		Outer_Full	20.71	/	/	12.56	/	/	<=38.45	Pass
Inner_Full		21.64	/	/	13.49	/	/	<=38.45	Pass	
Inner_1RB_Left		21.80	/	/	13.65	/	/	<=38.45	Pass	
Inner_1RB_Right	21.82	/	/	13.67	/	/	<=38.45	Pass		
DFT-s-OFDM 64 QAM	836.5	Edge_1RB_Left	20.35	/	/	12.20	/	/	<=38.45	Pass
		Edge_1RB_Right	20.40	/	/	12.25	/	/	<=38.45	Pass

		Outer Full	20.14	/	/	11.99	/	/	<=38.45	Pass
		Inner Full	20.20	/	/	12.05	/	/	<=38.45	Pass
		Inner 1RB Left	20.32	/	/	12.17	/	/	<=38.45	Pass
		Inner 1RB Right	20.38	/	/	12.23	/	/	<=38.45	Pass
	829	Edge 1RB Left	20.27	/	/	12.12	/	/	<=38.45	Pass
		Edge 1RB Right	20.36	/	/	12.21	/	/	<=38.45	Pass
		Outer Full	20.11	/	/	11.96	/	/	<=38.45	Pass
		Inner Full	20.16	/	/	12.01	/	/	<=38.45	Pass
	844	Inner 1RB Left	20.27	/	/	12.12	/	/	<=38.45	Pass
		Inner 1RB Right	20.31	/	/	12.16	/	/	<=38.45	Pass
		Edge 1RB Left	20.31	/	/	12.16	/	/	<=38.45	Pass
		Edge 1RB Right	20.40	/	/	12.25	/	/	<=38.45	Pass
DFT-s-OFDM 256 QAM	836.5	Outer Full	20.16	/	/	12.01	/	/	<=38.45	Pass
		Inner Full	20.19	/	/	12.04	/	/	<=38.45	Pass
		Inner 1RB Left	20.32	/	/	12.17	/	/	<=38.45	Pass
		Inner 1RB Right	20.41	/	/	12.26	/	/	<=38.45	Pass
	829	Edge 1RB Left	18.18	/	/	10.03	/	/	<=38.45	Pass
		Edge 1RB Right	18.25	/	/	10.10	/	/	<=38.45	Pass
		Outer Full	18.20	/	/	10.05	/	/	<=38.45	Pass
		Inner Full	18.23	/	/	10.08	/	/	<=38.45	Pass
	844	Inner 1RB Left	18.16	/	/	10.01	/	/	<=38.45	Pass
		Inner 1RB Right	18.24	/	/	10.09	/	/	<=38.45	Pass
		Edge 1RB Left	18.06	/	/	9.91	/	/	<=38.45	Pass
		Edge 1RB Right	18.24	/	/	10.09	/	/	<=38.45	Pass
CP-OFDM QPSK	836.5	Outer Full	18.23	/	/	10.08	/	/	<=38.45	Pass
		Inner Full	18.17	/	/	10.02	/	/	<=38.45	Pass
		Inner 1RB Left	18.05	/	/	9.90	/	/	<=38.45	Pass
		Inner 1RB Right	18.21	/	/	10.06	/	/	<=38.45	Pass
	829	Edge 1RB Left	18.25	/	/	10.10	/	/	<=38.45	Pass
		Edge 1RB Right	18.24	/	/	10.09	/	/	<=38.45	Pass
		Outer Full	18.29	/	/	10.14	/	/	<=38.45	Pass
		Inner Full	18.25	/	/	10.10	/	/	<=38.45	Pass
	844	Inner 1RB Left	18.24	/	/	10.09	/	/	<=38.45	Pass
		Inner 1RB Right	18.21	/	/	10.06	/	/	<=38.45	Pass
		Edge 1RB Left	19.65	/	/	11.50	/	/	<=38.45	Pass
		Edge 1RB Right	19.70	/	/	11.55	/	/	<=38.45	Pass
CP-OFDM 16 QAM	836.5	Outer Full	19.73	/	/	11.58	/	/	<=38.45	Pass
		Inner Full	21.14	/	/	12.99	/	/	<=38.45	Pass
		Inner 1RB Left	21.13	/	/	12.98	/	/	<=38.45	Pass
		Inner 1RB Right	21.26	/	/	13.11	/	/	<=38.45	Pass
	829	Edge 1RB Left	19.52	/	/	11.37	/	/	<=38.45	Pass
		Edge 1RB Right	19.69	/	/	11.54	/	/	<=38.45	Pass
		Outer Full	19.75	/	/	11.60	/	/	<=38.45	Pass
		Inner Full	21.09	/	/	12.94	/	/	<=38.45	Pass
	844	Inner 1RB Left	21.10	/	/	12.95	/	/	<=38.45	Pass
		Inner 1RB Right	21.21	/	/	13.06	/	/	<=38.45	Pass
		Edge 1RB Left	19.68	/	/	11.53	/	/	<=38.45	Pass
		Edge 1RB Right	19.70	/	/	11.55	/	/	<=38.45	Pass
836.5	Outer Full	19.79	/	/	11.64	/	/	<=38.45	Pass	
	Inner Full	21.20	/	/	13.05	/	/	<=38.45	Pass	
	Inner 1RB Left	21.21	/	/	13.06	/	/	<=38.45	Pass	
	Inner 1RB Right	21.24	/	/	13.09	/	/	<=38.45	Pass	
	Edge 1RB Left	19.82	/	/	11.67	/	/	<=38.45	Pass	
	Edge 1RB Right	19.88	/	/	11.73	/	/	<=38.45	Pass	
829	Outer Full	19.80	/	/	11.65	/	/	<=38.45	Pass	
	Inner Full	20.60	/	/	12.45	/	/	<=38.45	Pass	
	Inner 1RB Left	20.74	/	/	12.59	/	/	<=38.45	Pass	
	Inner 1RB Right	20.85	/	/	12.70	/	/	<=38.45	Pass	
	829	Edge 1RB Left	19.74	/	/	11.59	/	/	<=38.45	Pass

		Edge_1RB_Right	19.87	/	/	11.72	/	/	<=38.45	Pass	
		Outer_Full	19.81	/	/	11.66	/	/	<=38.45	Pass	
		Inner_Full	20.64	/	/	12.49	/	/	<=38.45	Pass	
		Inner_1RB_Left	20.61	/	/	12.46	/	/	<=38.45	Pass	
		Inner_1RB_Right	20.77	/	/	12.62	/	/	<=38.45	Pass	
	844	Edge_1RB_Left	19.95	/	/	11.80	/	/	<=38.45	Pass	
		Edge_1RB_Right	19.90	/	/	11.75	/	/	<=38.45	Pass	
		Outer_Full	19.85	/	/	11.70	/	/	<=38.45	Pass	
		Inner_Full	20.64	/	/	12.49	/	/	<=38.45	Pass	
		Inner_1RB_Left	20.73	/	/	12.58	/	/	<=38.45	Pass	
	CP-OFDM 64 QAM	836.5	Inner_1RB_Right	20.82	/	/	12.67	/	/	<=38.45	Pass
			Edge_1RB_Left	19.34	/	/	11.19	/	/	<=38.45	Pass
Edge_1RB_Right			19.39	/	/	11.24	/	/	<=38.45	Pass	
Outer_Full			19.32	/	/	11.17	/	/	<=38.45	Pass	
Inner_Full			19.25	/	/	11.10	/	/	<=38.45	Pass	
829		Inner_1RB_Left	19.31	/	/	11.16	/	/	<=38.45	Pass	
		Inner_1RB_Right	19.39	/	/	11.24	/	/	<=38.45	Pass	
		Edge_1RB_Left	19.20	/	/	11.05	/	/	<=38.45	Pass	
		Edge_1RB_Right	19.30	/	/	11.15	/	/	<=38.45	Pass	
		Outer_Full	19.29	/	/	11.14	/	/	<=38.45	Pass	
844		Inner_Full	19.26	/	/	11.11	/	/	<=38.45	Pass	
		Inner_1RB_Left	19.14	/	/	10.99	/	/	<=38.45	Pass	
	Inner_1RB_Right	19.30	/	/	11.15	/	/	<=38.45	Pass		
	Edge_1RB_Left	19.35	/	/	11.20	/	/	<=38.45	Pass		
	Edge_1RB_Right	19.35	/	/	11.20	/	/	<=38.45	Pass		
CP-OFDM 256 QAM	836.5	Outer_Full	19.33	/	/	11.18	/	/	<=38.45	Pass	
		Inner_Full	19.30	/	/	11.15	/	/	<=38.45	Pass	
		Inner_1RB_Left	19.31	/	/	11.16	/	/	<=38.45	Pass	
		Inner_1RB_Right	19.37	/	/	11.22	/	/	<=38.45	Pass	
		Edge_1RB_Left	16.34	/	/	8.19	/	/	<=38.45	Pass	
	829	Edge_1RB_Right	16.41	/	/	8.26	/	/	<=38.45	Pass	
		Outer_Full	16.22	/	/	8.07	/	/	<=38.45	Pass	
		Inner_Full	16.23	/	/	8.08	/	/	<=38.45	Pass	
		Inner_1RB_Left	16.32	/	/	8.17	/	/	<=38.45	Pass	
		Inner_1RB_Right	16.40	/	/	8.25	/	/	<=38.45	Pass	
	844	Edge_1RB_Left	16.22	/	/	8.07	/	/	<=38.45	Pass	
		Edge_1RB_Right	16.38	/	/	8.23	/	/	<=38.45	Pass	
Outer_Full		16.25	/	/	8.10	/	/	<=38.45	Pass		
Inner_Full		16.23	/	/	8.08	/	/	<=38.45	Pass		
Inner_1RB_Left		16.22	/	/	8.07	/	/	<=38.45	Pass		
844	Inner_1RB_Right	16.39	/	/	8.24	/	/	<=38.45	Pass		
	Edge_1RB_Left	16.42	/	/	8.27	/	/	<=38.45	Pass		
	Edge_1RB_Right	16.43	/	/	8.28	/	/	<=38.45	Pass		
	Outer_Full	16.29	/	/	8.14	/	/	<=38.45	Pass		
	Inner_Full	16.31	/	/	8.16	/	/	<=38.45	Pass		
		Inner_1RB_Left	16.40	/	/	8.25	/	/	<=38.45	Pass	
		Inner_1RB_Right	16.45	/	/	8.30	/	/	<=38.45	Pass	
Note1: Antenna Gain: Ant0: -6.00dBi; Note2: ERP=Conducted Power+Antenna Gain-2.15											

1.1.3 15k_SISO_15MHz_NTNV_ERP

5G NR n5 SCS=15kHz SISO 15MHz NTN										
Modulation	Frequency (MHz)	RB Allocation	Conducted Power(dBm)			ERP(dBm)				Verdict
			Ant0	Ant1	Sum	Ant0	Ant1	Sum	Limit	
DFT-s-OFDM PI/2 BPSK	836.5	Edge_1RB_Left	22.10	/	/	13.95	/	/	<=38.45	Pass
		Edge_1RB_Right	22.17	/	/	14.02	/	/	<=38.45	Pass
		Outer_Full	22.20	/	/	14.05	/	/	<=38.45	Pass

		Inner Full	22.73	/	/	14.58	/	/	<=38.45	Pass
		Inner_1RB Left	22.61	/	/	14.46	/	/	<=38.45	Pass
		Inner_1RB Right	22.65	/	/	14.50	/	/	<=38.45	Pass
	831.5	Edge_1RB Left	22.08	/	/	13.93	/	/	<=38.45	Pass
		Edge_1RB Right	22.26	/	/	14.11	/	/	<=38.45	Pass
		Outer Full	22.22	/	/	14.07	/	/	<=38.45	Pass
		Inner Full	22.74	/	/	14.59	/	/	<=38.45	Pass
		Inner_1RB Left	22.56	/	/	14.41	/	/	<=38.45	Pass
		Inner_1RB Right	22.70	/	/	14.55	/	/	<=38.45	Pass
	841.5	Edge_1RB Left	22.21	/	/	14.06	/	/	<=38.45	Pass
		Edge_1RB Right	22.22	/	/	14.07	/	/	<=38.45	Pass
		Outer Full	22.22	/	/	14.07	/	/	<=38.45	Pass
		Inner Full	22.69	/	/	14.54	/	/	<=38.45	Pass
		Inner_1RB Left	22.71	/	/	14.56	/	/	<=38.45	Pass
	DFT-s-OFDM QPSK	836.5	Edge_1RB Left	21.60	/	/	13.45	/	/	<=38.45
Edge_1RB Right			21.69	/	/	13.54	/	/	<=38.45	Pass
Outer Full			21.71	/	/	13.56	/	/	<=38.45	Pass
Inner Full			22.71	/	/	14.56	/	/	<=38.45	Pass
Inner_1RB Left			22.58	/	/	14.43	/	/	<=38.45	Pass
Inner_1RB Right			22.69	/	/	14.54	/	/	<=38.45	Pass
831.5		Edge_1RB Left	21.56	/	/	13.41	/	/	<=38.45	Pass
		Edge_1RB Right	21.72	/	/	13.57	/	/	<=38.45	Pass
		Outer Full	21.73	/	/	13.58	/	/	<=38.45	Pass
		Inner Full	22.75	/	/	14.60	/	/	<=38.45	Pass
		Inner_1RB Left	22.56	/	/	14.41	/	/	<=38.45	Pass
		Inner_1RB Right	22.70	/	/	14.55	/	/	<=38.45	Pass
841.5		Edge_1RB Left	21.69	/	/	13.54	/	/	<=38.45	Pass
		Edge_1RB Right	21.67	/	/	13.52	/	/	<=38.45	Pass
		Outer Full	21.81	/	/	13.66	/	/	<=38.45	Pass
	Inner Full	22.75	/	/	14.60	/	/	<=38.45	Pass	
	Inner_1RB Left	22.61	/	/	14.46	/	/	<=38.45	Pass	
	Inner_1RB Right	22.69	/	/	14.54	/	/	<=38.45	Pass	
DFT-s-OFDM 16 QAM	836.5	Edge_1RB Left	20.76	/	/	12.61	/	/	<=38.45	Pass
		Edge_1RB Right	20.82	/	/	12.67	/	/	<=38.45	Pass
		Outer Full	20.65	/	/	12.50	/	/	<=38.45	Pass
		Inner Full	21.69	/	/	13.54	/	/	<=38.45	Pass
		Inner_1RB Left	21.74	/	/	13.59	/	/	<=38.45	Pass
		Inner_1RB Right	21.81	/	/	13.66	/	/	<=38.45	Pass
	831.5	Edge_1RB Left	20.66	/	/	12.51	/	/	<=38.45	Pass
		Edge_1RB Right	20.81	/	/	12.66	/	/	<=38.45	Pass
		Outer Full	20.68	/	/	12.53	/	/	<=38.45	Pass
		Inner Full	21.72	/	/	13.57	/	/	<=38.45	Pass
		Inner_1RB Left	21.68	/	/	13.53	/	/	<=38.45	Pass
		Inner_1RB Right	21.84	/	/	13.69	/	/	<=38.45	Pass
	841.5	Edge_1RB Left	20.77	/	/	12.62	/	/	<=38.45	Pass
		Edge_1RB Right	20.84	/	/	12.69	/	/	<=38.45	Pass
		Outer Full	20.72	/	/	12.57	/	/	<=38.45	Pass
Inner Full		21.73	/	/	13.58	/	/	<=38.45	Pass	
Inner_1RB Left		21.80	/	/	13.65	/	/	<=38.45	Pass	
Inner_1RB Right		21.80	/	/	13.65	/	/	<=38.45	Pass	
DFT-s-OFDM 64 QAM	836.5	Edge_1RB Left	20.32	/	/	12.17	/	/	<=38.45	Pass
		Edge_1RB Right	20.40	/	/	12.25	/	/	<=38.45	Pass
		Outer Full	20.24	/	/	12.09	/	/	<=38.45	Pass
		Inner Full	20.23	/	/	12.08	/	/	<=38.45	Pass
		Inner_1RB Left	20.28	/	/	12.13	/	/	<=38.45	Pass
		Inner_1RB Right	20.39	/	/	12.24	/	/	<=38.45	Pass
	831.5	Edge_1RB Left	20.28	/	/	12.13	/	/	<=38.45	Pass
		Edge_1RB Right	20.39	/	/	12.24	/	/	<=38.45	Pass

		Outer Full	20.20	/	/	12.05	/	/	<=38.45	Pass
		Inner Full	20.17	/	/	12.02	/	/	<=38.45	Pass
		Inner 1RB Left	20.17	/	/	12.02	/	/	<=38.45	Pass
		Inner 1RB Right	20.35	/	/	12.20	/	/	<=38.45	Pass
	841.5	Edge 1RB Left	20.33	/	/	12.18	/	/	<=38.45	Pass
		Edge 1RB Right	20.40	/	/	12.25	/	/	<=38.45	Pass
		Outer Full	20.25	/	/	12.10	/	/	<=38.45	Pass
		Inner Full	20.23	/	/	12.08	/	/	<=38.45	Pass
		Inner 1RB Left	20.37	/	/	12.22	/	/	<=38.45	Pass
		Inner 1RB Right	20.34	/	/	12.19	/	/	<=38.45	Pass
DFT-s-OFDM 256 QAM	836.5	Edge 1RB Left	18.13	/	/	9.98	/	/	<=38.45	Pass
		Edge 1RB Right	18.25	/	/	10.10	/	/	<=38.45	Pass
		Outer Full	18.25	/	/	10.10	/	/	<=38.45	Pass
		Inner Full	18.29	/	/	10.14	/	/	<=38.45	Pass
		Inner 1RB Left	18.09	/	/	9.94	/	/	<=38.45	Pass
		Inner 1RB Right	18.25	/	/	10.10	/	/	<=38.45	Pass
	831.5	Edge 1RB Left	18.06	/	/	9.91	/	/	<=38.45	Pass
		Edge 1RB Right	18.28	/	/	10.13	/	/	<=38.45	Pass
		Outer Full	18.29	/	/	10.14	/	/	<=38.45	Pass
		Inner Full	18.25	/	/	10.10	/	/	<=38.45	Pass
		Inner 1RB Left	18.05	/	/	9.90	/	/	<=38.45	Pass
		Inner 1RB Right	18.30	/	/	10.15	/	/	<=38.45	Pass
	841.5	Edge 1RB Left	18.17	/	/	10.02	/	/	<=38.45	Pass
		Edge 1RB Right	18.25	/	/	10.10	/	/	<=38.45	Pass
		Outer Full	18.33	/	/	10.18	/	/	<=38.45	Pass
		Inner Full	18.31	/	/	10.16	/	/	<=38.45	Pass
		Inner 1RB Left	18.15	/	/	10.00	/	/	<=38.45	Pass
		Inner 1RB Right	18.29	/	/	10.14	/	/	<=38.45	Pass
CP-OFDM QPSK	836.5	Edge 1RB Left	19.60	/	/	11.45	/	/	<=38.45	Pass
		Edge 1RB Right	19.85	/	/	11.70	/	/	<=38.45	Pass
		Outer Full	19.78	/	/	11.63	/	/	<=38.45	Pass
		Inner Full	21.24	/	/	13.09	/	/	<=38.45	Pass
		Inner 1RB Left	21.15	/	/	13.00	/	/	<=38.45	Pass
		Inner 1RB Right	21.25	/	/	13.10	/	/	<=38.45	Pass
	831.5	Edge 1RB Left	19.52	/	/	11.37	/	/	<=38.45	Pass
		Edge 1RB Right	19.90	/	/	11.75	/	/	<=38.45	Pass
		Outer Full	19.82	/	/	11.67	/	/	<=38.45	Pass
		Inner Full	21.26	/	/	13.11	/	/	<=38.45	Pass
		Inner 1RB Left	21.08	/	/	12.93	/	/	<=38.45	Pass
		Inner 1RB Right	21.29	/	/	13.14	/	/	<=38.45	Pass
	841.5	Edge 1RB Left	19.63	/	/	11.48	/	/	<=38.45	Pass
		Edge 1RB Right	19.83	/	/	11.68	/	/	<=38.45	Pass
		Outer Full	19.85	/	/	11.70	/	/	<=38.45	Pass
		Inner Full	21.24	/	/	13.09	/	/	<=38.45	Pass
		Inner 1RB Left	21.20	/	/	13.05	/	/	<=38.45	Pass
		Inner 1RB Right	21.25	/	/	13.10	/	/	<=38.45	Pass
CP-OFDM 16 QAM	836.5	Edge 1RB Left	19.80	/	/	11.65	/	/	<=38.45	Pass
		Edge 1RB Right	19.93	/	/	11.78	/	/	<=38.45	Pass
		Outer Full	19.83	/	/	11.68	/	/	<=38.45	Pass
		Inner Full	20.78	/	/	12.63	/	/	<=38.45	Pass
		Inner 1RB Left	20.74	/	/	12.59	/	/	<=38.45	Pass
		Inner 1RB Right	20.77	/	/	12.62	/	/	<=38.45	Pass
	831.5	Edge 1RB Left	19.71	/	/	11.56	/	/	<=38.45	Pass
		Edge 1RB Right	19.97	/	/	11.82	/	/	<=38.45	Pass
		Outer Full	19.82	/	/	11.67	/	/	<=38.45	Pass
		Inner Full	20.76	/	/	12.61	/	/	<=38.45	Pass
		Inner 1RB Left	20.63	/	/	12.48	/	/	<=38.45	Pass
		Inner 1RB Right	20.81	/	/	12.66	/	/	<=38.45	Pass
	841.5	Edge 1RB Left	19.82	/	/	11.67	/	/	<=38.45	Pass

		Inner Full	22.80	/	/	14.65	/	/	<=38.45	Pass	
		Inner_1RB_Left	22.57	/	/	14.42	/	/	<=38.45	Pass	
		Inner_1RB_Right	22.75	/	/	14.60	/	/	<=38.45	Pass	
	839	Edge_1RB_Left	22.15	/	/	14.00	/	/	<=38.45	Pass	
		Edge_1RB_Right	22.24	/	/	14.09	/	/	<=38.45	Pass	
		Outer Full	22.22	/	/	14.07	/	/	<=38.45	Pass	
		Inner Full	22.79	/	/	14.64	/	/	<=38.45	Pass	
		Inner_1RB_Left	22.61	/	/	14.46	/	/	<=38.45	Pass	
		Inner_1RB_Right	22.71	/	/	14.56	/	/	<=38.45	Pass	
DFT-s-OFDM QPSK	836.5	Edge_1RB_Left	21.53	/	/	13.38	/	/	<=38.45	Pass	
		Edge_1RB_Right	21.72	/	/	13.57	/	/	<=38.45	Pass	
		Outer Full	21.69	/	/	13.54	/	/	<=38.45	Pass	
		Inner Full	22.83	/	/	14.68	/	/	<=38.45	Pass	
		Inner_1RB_Left	22.48	/	/	14.33	/	/	<=38.45	Pass	
		Inner_1RB_Right	22.68	/	/	14.53	/	/	<=38.45	Pass	
	834	Edge_1RB_Left	21.55	/	/	13.40	/	/	<=38.45	Pass	
		Edge_1RB_Right	21.83	/	/	13.68	/	/	<=38.45	Pass	
		Outer Full	21.72	/	/	13.57	/	/	<=38.45	Pass	
		Inner Full	22.81	/	/	14.66	/	/	<=38.45	Pass	
		Inner_1RB_Left	22.61	/	/	14.46	/	/	<=38.45	Pass	
		Inner_1RB_Right	22.78	/	/	14.63	/	/	<=38.45	Pass	
	839	Edge_1RB_Left	21.61	/	/	13.46	/	/	<=38.45	Pass	
		Edge_1RB_Right	21.69	/	/	13.54	/	/	<=38.45	Pass	
		Outer Full	21.74	/	/	13.59	/	/	<=38.45	Pass	
		Inner Full	22.77	/	/	14.62	/	/	<=38.45	Pass	
		Inner_1RB_Left	22.59	/	/	14.44	/	/	<=38.45	Pass	
		Inner_1RB_Right	22.69	/	/	14.54	/	/	<=38.45	Pass	
	DFT-s-OFDM 16 QAM	836.5	Edge_1RB_Left	20.65	/	/	12.50	/	/	<=38.45	Pass
			Edge_1RB_Right	20.83	/	/	12.68	/	/	<=38.45	Pass
			Outer Full	20.69	/	/	12.54	/	/	<=38.45	Pass
			Inner Full	21.78	/	/	13.63	/	/	<=38.45	Pass
			Inner_1RB_Left	21.65	/	/	13.50	/	/	<=38.45	Pass
			Inner_1RB_Right	21.83	/	/	13.68	/	/	<=38.45	Pass
834		Edge_1RB_Left	20.69	/	/	12.54	/	/	<=38.45	Pass	
		Edge_1RB_Right	20.84	/	/	12.69	/	/	<=38.45	Pass	
		Outer Full	20.68	/	/	12.53	/	/	<=38.45	Pass	
		Inner Full	21.77	/	/	13.62	/	/	<=38.45	Pass	
		Inner_1RB_Left	21.73	/	/	13.58	/	/	<=38.45	Pass	
		Inner_1RB_Right	21.87	/	/	13.72	/	/	<=38.45	Pass	
839		Edge_1RB_Left	20.72	/	/	12.57	/	/	<=38.45	Pass	
		Edge_1RB_Right	20.82	/	/	12.67	/	/	<=38.45	Pass	
		Outer Full	20.72	/	/	12.57	/	/	<=38.45	Pass	
		Inner Full	21.75	/	/	13.60	/	/	<=38.45	Pass	
		Inner_1RB_Left	21.76	/	/	13.61	/	/	<=38.45	Pass	
		Inner_1RB_Right	21.84	/	/	13.69	/	/	<=38.45	Pass	
DFT-s-OFDM 64 QAM	836.5	Edge_1RB_Left	20.20	/	/	12.05	/	/	<=38.45	Pass	
		Edge_1RB_Right	20.37	/	/	12.22	/	/	<=38.45	Pass	
		Outer Full	20.17	/	/	12.02	/	/	<=38.45	Pass	
		Inner Full	20.23	/	/	12.08	/	/	<=38.45	Pass	
		Inner_1RB_Left	20.24	/	/	12.09	/	/	<=38.45	Pass	
		Inner_1RB_Right	20.36	/	/	12.21	/	/	<=38.45	Pass	
	834	Edge_1RB_Left	20.25	/	/	12.10	/	/	<=38.45	Pass	
		Edge_1RB_Right	20.37	/	/	12.22	/	/	<=38.45	Pass	
		Outer Full	20.18	/	/	12.03	/	/	<=38.45	Pass	
		Inner Full	20.22	/	/	12.07	/	/	<=38.45	Pass	
		Inner_1RB_Left	20.24	/	/	12.09	/	/	<=38.45	Pass	
		Inner_1RB_Right	20.37	/	/	12.22	/	/	<=38.45	Pass	
	839	Edge_1RB_Left	20.30	/	/	12.15	/	/	<=38.45	Pass	
		Edge_1RB_Right	20.42	/	/	12.27	/	/	<=38.45	Pass	

		Outer Full	20.22	/	/	12.07	/	/	<=38.45	Pass
		Inner Full	20.27	/	/	12.12	/	/	<=38.45	Pass
		Inner 1RB Left	20.29	/	/	12.14	/	/	<=38.45	Pass
		Inner 1RB Right	20.41	/	/	12.26	/	/	<=38.45	Pass
DFT-s-OFDM 256 QAM	836.5	Edge 1RB Left	18.12	/	/	9.97	/	/	<=38.45	Pass
		Edge 1RB Right	18.24	/	/	10.09	/	/	<=38.45	Pass
		Outer Full	18.30	/	/	10.15	/	/	<=38.45	Pass
		Inner Full	18.32	/	/	10.17	/	/	<=38.45	Pass
		Inner 1RB Left	18.10	/	/	9.95	/	/	<=38.45	Pass
		Inner 1RB Right	18.24	/	/	10.09	/	/	<=38.45	Pass
	834	Edge 1RB Left	18.03	/	/	9.88	/	/	<=38.45	Pass
		Edge 1RB Right	18.31	/	/	10.16	/	/	<=38.45	Pass
		Outer Full	18.30	/	/	10.15	/	/	<=38.45	Pass
		Inner Full	18.31	/	/	10.16	/	/	<=38.45	Pass
		Inner 1RB Left	18.09	/	/	9.94	/	/	<=38.45	Pass
		Inner 1RB Right	18.30	/	/	10.15	/	/	<=38.45	Pass
	839	Edge 1RB Left	18.14	/	/	9.99	/	/	<=38.45	Pass
		Edge 1RB Right	18.27	/	/	10.12	/	/	<=38.45	Pass
		Outer Full	18.31	/	/	10.16	/	/	<=38.45	Pass
		Inner Full	18.33	/	/	10.18	/	/	<=38.45	Pass
Inner 1RB Left		18.13	/	/	9.98	/	/	<=38.45	Pass	
Inner 1RB Right		18.26	/	/	10.11	/	/	<=38.45	Pass	
CP-OFDM QPSK	836.5	Edge 1RB Left	19.53	/	/	11.38	/	/	<=38.45	Pass
		Edge 1RB Right	19.71	/	/	11.56	/	/	<=38.45	Pass
		Outer Full	19.82	/	/	11.67	/	/	<=38.45	Pass
		Inner Full	21.24	/	/	13.09	/	/	<=38.45	Pass
		Inner 1RB Left	20.92	/	/	12.77	/	/	<=38.45	Pass
		Inner 1RB Right	21.28	/	/	13.13	/	/	<=38.45	Pass
	834	Edge 1RB Left	19.54	/	/	11.39	/	/	<=38.45	Pass
		Edge 1RB Right	19.74	/	/	11.59	/	/	<=38.45	Pass
		Outer Full	19.84	/	/	11.69	/	/	<=38.45	Pass
		Inner Full	21.27	/	/	13.12	/	/	<=38.45	Pass
		Inner 1RB Left	21.11	/	/	12.96	/	/	<=38.45	Pass
		Inner 1RB Right	21.30	/	/	13.15	/	/	<=38.45	Pass
	839	Edge 1RB Left	19.57	/	/	11.42	/	/	<=38.45	Pass
		Edge 1RB Right	19.87	/	/	11.72	/	/	<=38.45	Pass
		Outer Full	19.85	/	/	11.70	/	/	<=38.45	Pass
		Inner Full	21.26	/	/	13.11	/	/	<=38.45	Pass
		Inner 1RB Left	21.16	/	/	13.01	/	/	<=38.45	Pass
		Inner 1RB Right	21.26	/	/	13.11	/	/	<=38.45	Pass
CP-OFDM 16 QAM	836.5	Edge 1RB Left	19.79	/	/	11.64	/	/	<=38.45	Pass
		Edge 1RB Right	19.93	/	/	11.78	/	/	<=38.45	Pass
		Outer Full	19.81	/	/	11.66	/	/	<=38.45	Pass
		Inner Full	20.72	/	/	12.57	/	/	<=38.45	Pass
		Inner 1RB Left	20.66	/	/	12.51	/	/	<=38.45	Pass
		Inner 1RB Right	20.83	/	/	12.68	/	/	<=38.45	Pass
	834	Edge 1RB Left	19.73	/	/	11.58	/	/	<=38.45	Pass
		Edge 1RB Right	19.95	/	/	11.80	/	/	<=38.45	Pass
		Outer Full	19.78	/	/	11.63	/	/	<=38.45	Pass
		Inner Full	20.73	/	/	12.58	/	/	<=38.45	Pass
		Inner 1RB Left	20.66	/	/	12.51	/	/	<=38.45	Pass
		Inner 1RB Right	20.89	/	/	12.74	/	/	<=38.45	Pass
	839	Edge 1RB Left	19.84	/	/	11.69	/	/	<=38.45	Pass
		Edge 1RB Right	19.96	/	/	11.81	/	/	<=38.45	Pass
		Outer Full	19.84	/	/	11.69	/	/	<=38.45	Pass
		Inner Full	20.73	/	/	12.58	/	/	<=38.45	Pass
		Inner 1RB Left	20.74	/	/	12.59	/	/	<=38.45	Pass
		Inner 1RB Right	20.83	/	/	12.68	/	/	<=38.45	Pass
CP-OFDM 64 QAM	836.5	Edge 1RB Left	19.20	/	/	11.05	/	/	<=38.45	Pass

		Edge 1RB Right	19.39	/	/	11.24	/	/	<=38.45	Pass
		Outer Full	19.33	/	/	11.18	/	/	<=38.45	Pass
		Inner Full	19.31	/	/	11.16	/	/	<=38.45	Pass
		Inner 1RB Left	19.19	/	/	11.04	/	/	<=38.45	Pass
		Inner 1RB Right	19.38	/	/	11.23	/	/	<=38.45	Pass
	834	Edge 1RB Left	19.18	/	/	11.03	/	/	<=38.45	Pass
		Edge 1RB Right	19.44	/	/	11.29	/	/	<=38.45	Pass
		Outer Full	19.32	/	/	11.17	/	/	<=38.45	Pass
		Inner Full	19.29	/	/	11.14	/	/	<=38.45	Pass
		Inner 1RB Left	19.23	/	/	11.08	/	/	<=38.45	Pass
	839	Inner 1RB Right	19.45	/	/	11.30	/	/	<=38.45	Pass
		Edge 1RB Left	19.24	/	/	11.09	/	/	<=38.45	Pass
		Edge 1RB Right	19.43	/	/	11.28	/	/	<=38.45	Pass
		Outer Full	19.33	/	/	11.18	/	/	<=38.45	Pass
		Inner Full	19.34	/	/	11.19	/	/	<=38.45	Pass
CP-OFDM 256 QAM	836.5	Inner 1RB Left	16.24	/	/	8.09	/	/	<=38.45	Pass
		Edge 1RB Right	16.43	/	/	8.28	/	/	<=38.45	Pass
		Outer Full	16.27	/	/	8.12	/	/	<=38.45	Pass
		Inner Full	16.31	/	/	8.16	/	/	<=38.45	Pass
		Inner 1RB Left	16.25	/	/	8.10	/	/	<=38.45	Pass
	834	Inner 1RB Right	16.41	/	/	8.26	/	/	<=38.45	Pass
		Edge 1RB Left	16.22	/	/	8.07	/	/	<=38.45	Pass
		Edge 1RB Right	16.49	/	/	8.34	/	/	<=38.45	Pass
		Outer Full	16.31	/	/	8.16	/	/	<=38.45	Pass
		Inner Full	16.31	/	/	8.16	/	/	<=38.45	Pass
	839	Inner 1RB Left	16.26	/	/	8.11	/	/	<=38.45	Pass
		Inner 1RB Right	16.50	/	/	8.35	/	/	<=38.45	Pass
		Edge 1RB Left	16.33	/	/	8.18	/	/	<=38.45	Pass
		Edge 1RB Right	16.45	/	/	8.30	/	/	<=38.45	Pass
		Outer Full	16.32	/	/	8.17	/	/	<=38.45	Pass
	Inner Full	16.32	/	/	8.17	/	/	<=38.45	Pass	
	Inner 1RB Left	16.29	/	/	8.14	/	/	<=38.45	Pass	
	Inner 1RB Right	16.42	/	/	8.27	/	/	<=38.45	Pass	
Note1: Antenna Gain: Ant0: -6.00dBi;										
Note2: ERP=Conducted Power+Antenna Gain-2.15										

2. Frequency Stability

2.1 Test Result

2.1.1 15k_SISO_20MHz

5G NR n5 SCS=15kHz SISO 20MHz								
Modulation	Frequency (MHz)	RB Allocation	Temp. (°C)	Volt.	Freq. Error (Hz)	Freq. vs. rated (ppm)		Verdict
						Result	Limit	
DFT-s-OFDM QPSK	836.5	Outer_Full	20	LV	-7.90	-0.0094	>=-2.5 & <=2.5	Pass
				HV	-4.60	-0.0055	>=-2.5 & <=2.5	Pass
			-30	NV	-8.60	-0.0103	>=-2.5 & <=2.5	Pass
				NV	-5.90	-0.0071	>=-2.5 & <=2.5	Pass
			-10	NV	-7.40	-0.0088	>=-2.5 & <=2.5	Pass
				NV	-7.80	-0.0093	>=-2.5 & <=2.5	Pass
			10	NV	-7.90	-0.0094	>=-2.5 & <=2.5	Pass
				NV	-6.00	-0.0072	>=-2.5 & <=2.5	Pass
			30	NV	-6.90	-0.0082	>=-2.5 & <=2.5	Pass
				NV	-6.50	-0.0078	>=-2.5 & <=2.5	Pass
50	NV	-6.40	-0.0077	>=-2.5 & <=2.5	Pass			

3. 99% & 26dB Bandwidth

3.1 Test Result

3.1.1 15k_SISO_5MHz_NTNV

5G NR n5 SCS=15kHz SISO 5MHz NTN						
Modulation	Frequency (MHz)	RB Allocation	99% Bandwidth (MHz)	26dB Bandwidth (MHz)	Limit (MHz)	Verdict
DFT-s-OFDM PI/2 BPSK	836.5	Outer_Full	4.50	4.94	/	Pass
DFT-s-OFDM QPSK	836.5	Outer_Full	4.52	4.93	/	Pass
DFT-s-OFDM 16 QAM	836.5	Outer_Full	4.51	4.91	/	Pass
DFT-s-OFDM 64 QAM	836.5	Outer_Full	4.53	4.93	/	Pass
DFT-s-OFDM 256 QAM	836.5	Outer_Full	4.51	4.92	/	Pass
CP-OFDM QPSK	836.5	Outer_Full	4.50	4.95	/	Pass
CP-OFDM 16 QAM	836.5	Outer_Full	4.50	4.92	/	Pass
CP-OFDM 64 QAM	836.5	Outer_Full	4.50	4.97	/	Pass
CP-OFDM 256 QAM	836.5	Outer_Full	4.49	4.97	/	Pass

3.1.2 15k_SISO_10MHz_NTNV

5G NR n5 SCS=15kHz SISO 10MHz NTN						
Modulation	Frequency (MHz)	RB Allocation	99% Bandwidth (MHz)	26dB Bandwidth (MHz)	Limit (MHz)	Verdict
DFT-s-OFDM PI/2 BPSK	836.5	Outer_Full	9.02	9.62	/	Pass
DFT-s-OFDM QPSK	836.5	Outer_Full	8.98	9.52	/	Pass
DFT-s-OFDM 16 QAM	836.5	Outer_Full	8.96	9.53	/	Pass
DFT-s-OFDM 64 QAM	836.5	Outer_Full	9.01	9.55	/	Pass
DFT-s-OFDM 256 QAM	836.5	Outer_Full	8.97	9.54	/	Pass
CP-OFDM QPSK	836.5	Outer_Full	9.30	9.91	/	Pass
CP-OFDM 16 QAM	836.5	Outer_Full	9.33	9.93	/	Pass
CP-OFDM 64 QAM	836.5	Outer_Full	9.32	9.90	/	Pass
CP-OFDM 256 QAM	836.5	Outer_Full	9.31	9.88	/	Pass

3.1.3 15k_SISO_15MHz_NTNV

5G NR n5 SCS=15kHz SISO 15MHz NTN						
Modulation	Frequency (MHz)	RB Allocation	99% Bandwidth (MHz)	26dB Bandwidth (MHz)	Limit (MHz)	Verdict
DFT-s-OFDM PI/2 BPSK	836.5	Outer_Full	13.47	14.28	/	Pass
DFT-s-OFDM QPSK	836.5	Outer_Full	13.45	14.29	/	Pass
DFT-s-OFDM 16 QAM	836.5	Outer_Full	13.46	14.33	/	Pass
DFT-s-OFDM 64 QAM	836.5	Outer_Full	13.49	14.32	/	Pass
DFT-s-OFDM 256 QAM	836.5	Outer_Full	13.48	14.21	/	Pass
CP-OFDM QPSK	836.5	Outer_Full	14.15	14.92	/	Pass
CP-OFDM 16 QAM	836.5	Outer_Full	14.13	15.00	/	Pass
CP-OFDM 64 QAM	836.5	Outer_Full	14.18	15.00	/	Pass
CP-OFDM 256 QAM	836.5	Outer_Full	14.18	14.95	/	Pass

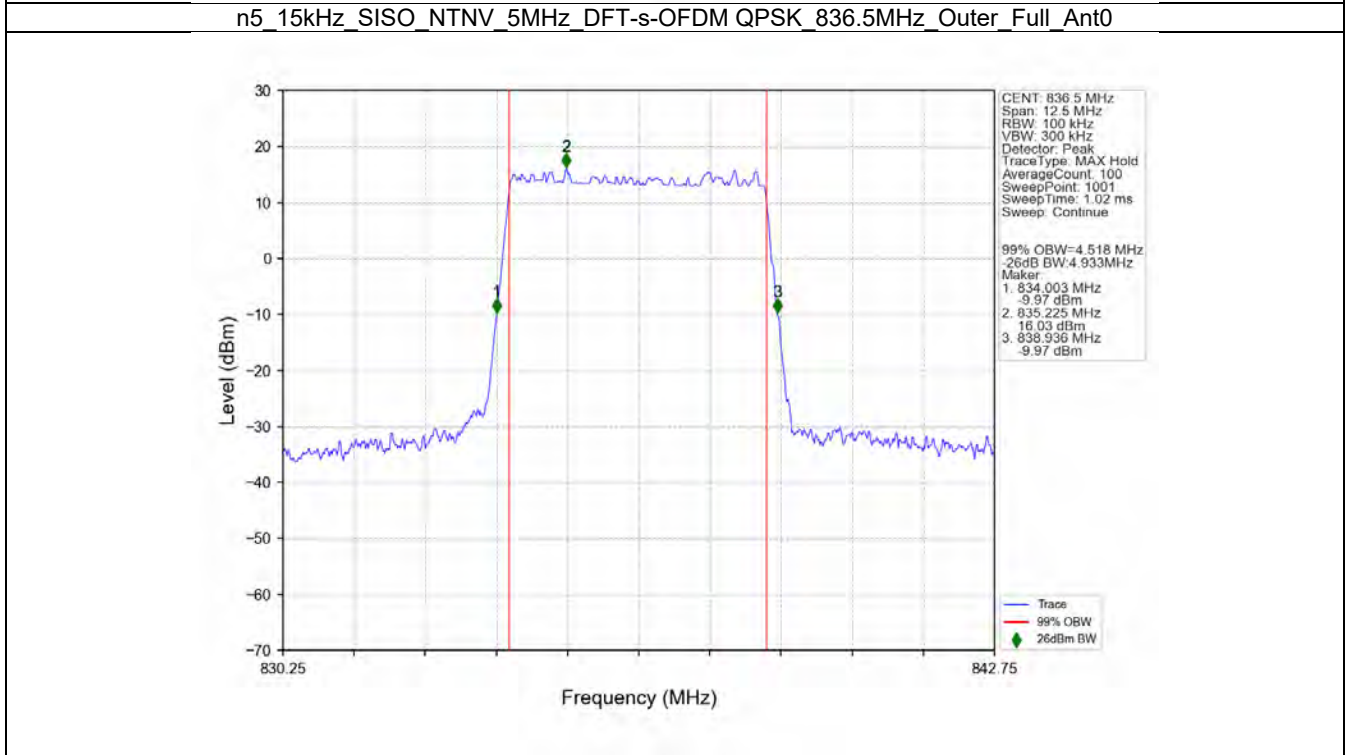
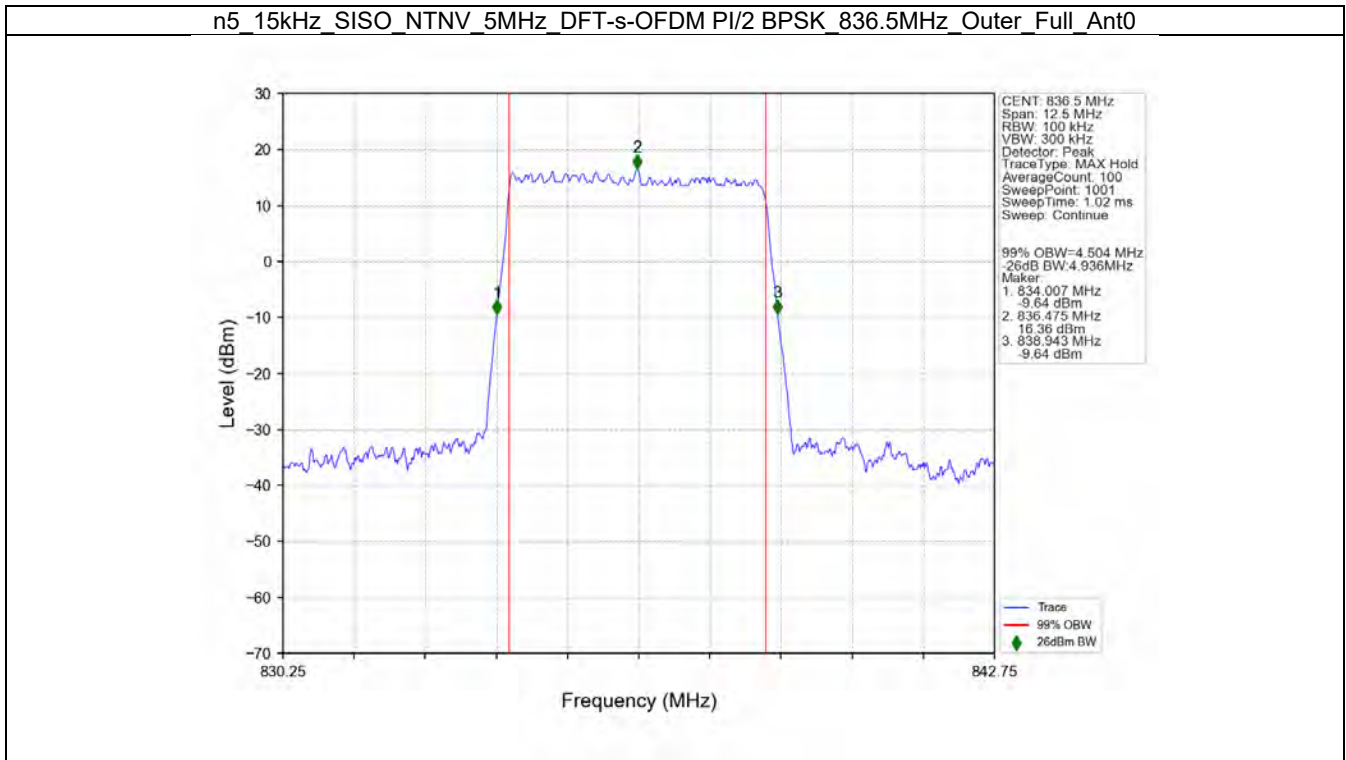
3.1.4 15k_SISO_20MHz_NTNV

5G NR n5 SCS=15kHz SISO 20MHz NTN						
Modulation	Frequency	RB	99% Bandwidth	26dB Bandwidth	Limit	Verdict

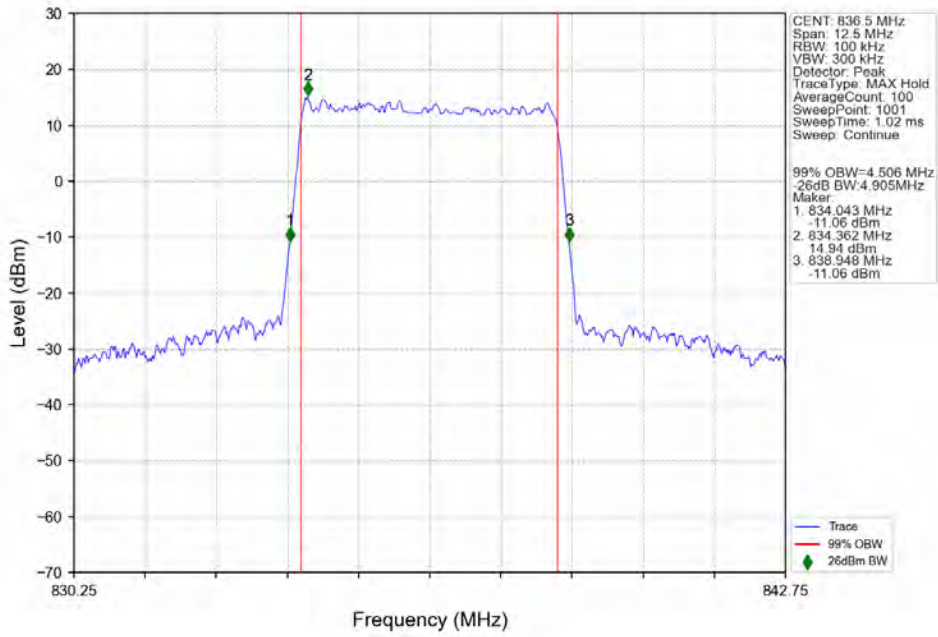
	(MHz)	Allocation	(MHz)	(MHz)	(MHz)	
DFT-s-OFDM PI/2 BPSK	836.5	Outer Full	18.01	19.17	/	Pass
DFT-s-OFDM QPSK	836.5	Outer Full	17.99	19.13	/	Pass
DFT-s-OFDM 16 QAM	836.5	Outer Full	17.93	19.16	/	Pass
DFT-s-OFDM 64 QAM	836.5	Outer Full	18.00	19.17	/	Pass
DFT-s-OFDM 256 QAM	836.5	Outer Full	17.96	19.11	/	Pass
CP-OFDM QPSK	836.5	Outer Full	19.00	20.25	/	Pass
CP-OFDM 16 QAM	836.5	Outer Full	19.02	20.25	/	Pass
CP-OFDM 64 QAM	836.5	Outer Full	19.10	20.24	/	Pass
CP-OFDM 256 QAM	836.5	Outer Full	19.03	20.19	/	Pass

3.2 Test Graph

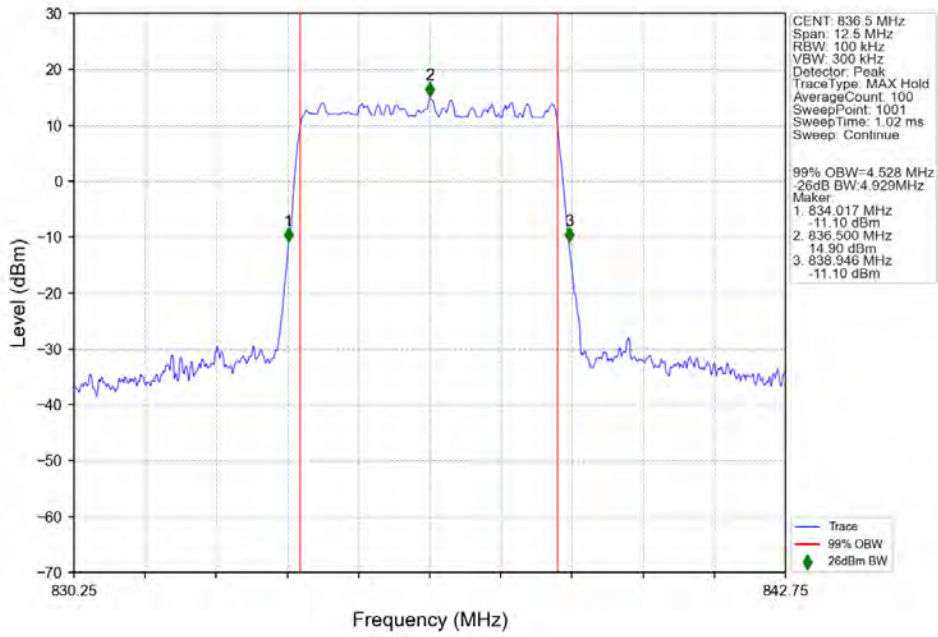
3.2.1 15k_SISO_5MHz_NTNV



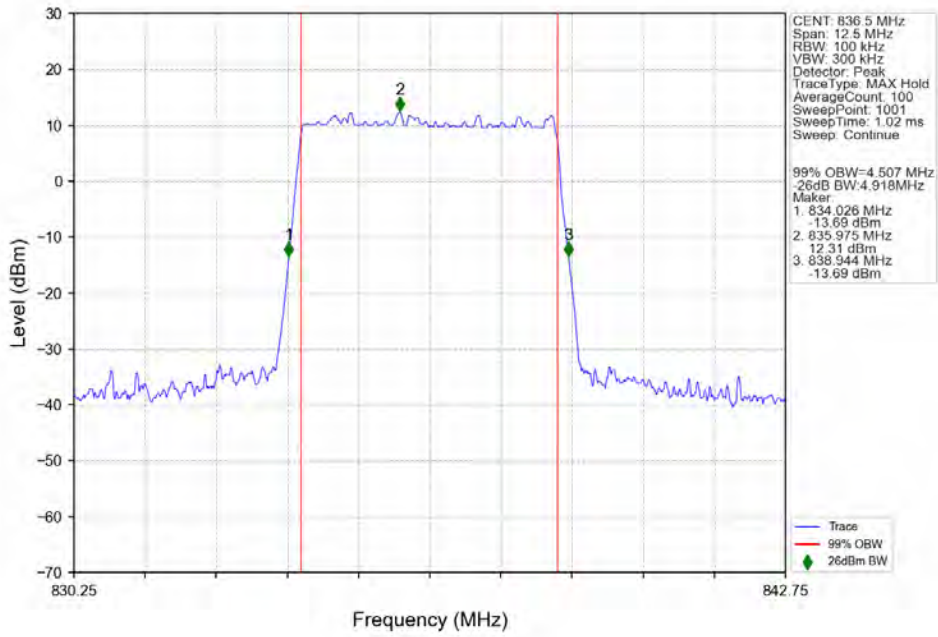
n5_15kHz_SISO_NTNV_5MHz_DFT-s-OFDM_16_QAM_836.5MHz_Outer_Full_Ant0



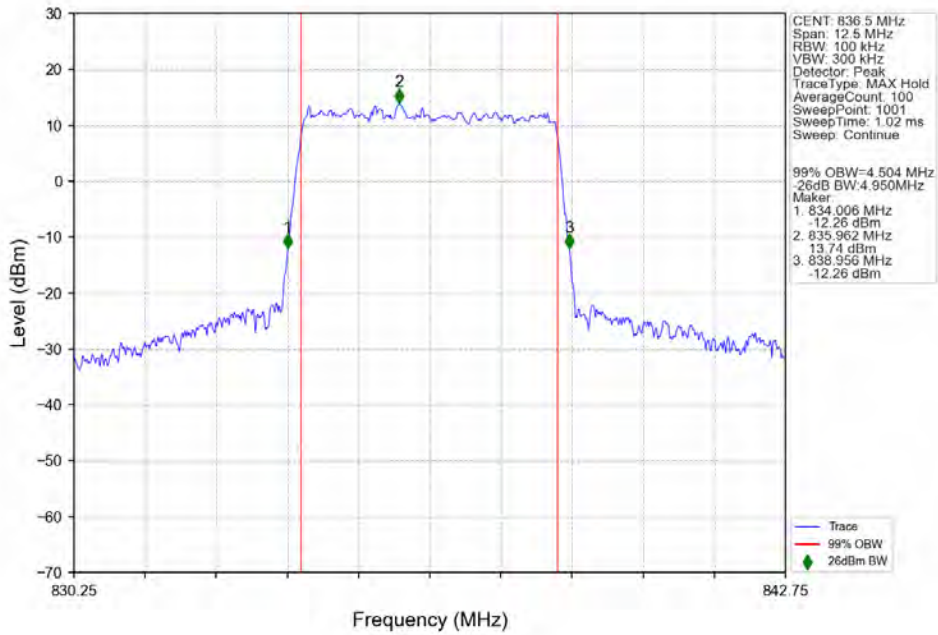
n5_15kHz_SISO_NTNV_5MHz_DFT-s-OFDM_64_QAM_836.5MHz_Outer_Full_Ant0



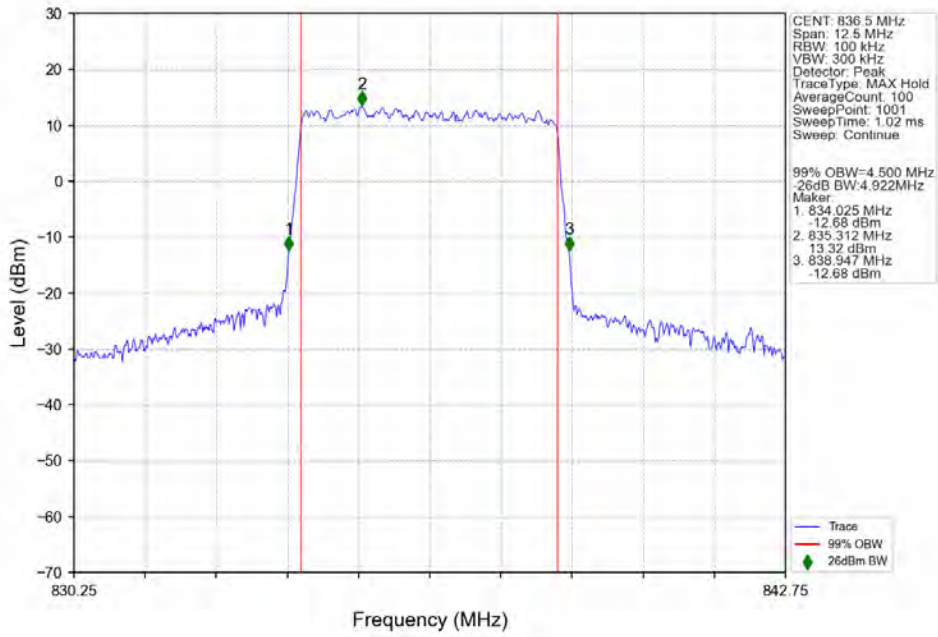
n5_15kHz_SISO_NTNV_5MHz_DFT-s-OFDM_256_QAM_836.5MHz_Outer_Full_Ant0



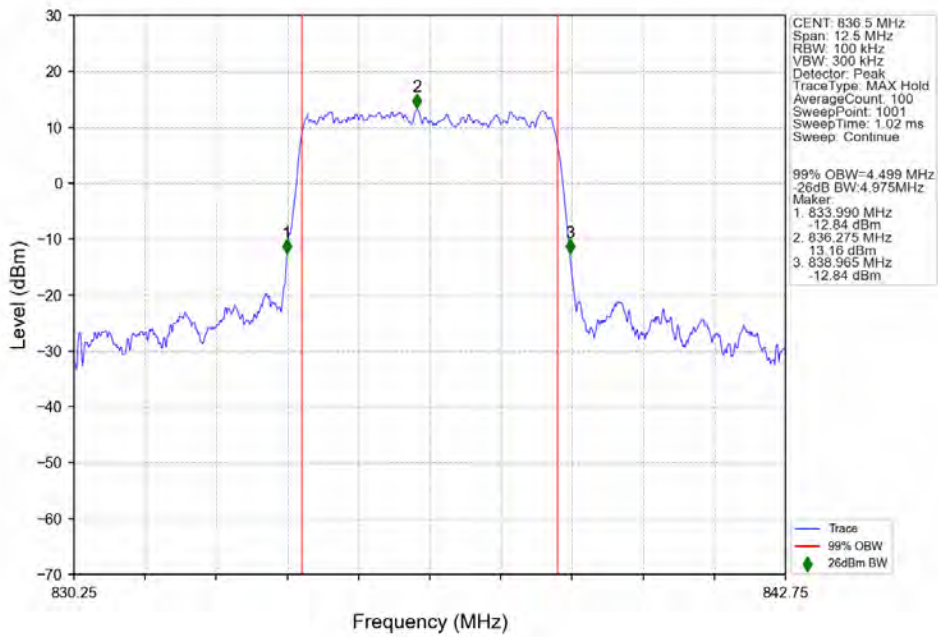
n5_15kHz_SISO_NTNV_5MHz_CP-OFDM_QPSK_836.5MHz_Outer_Full_Ant0



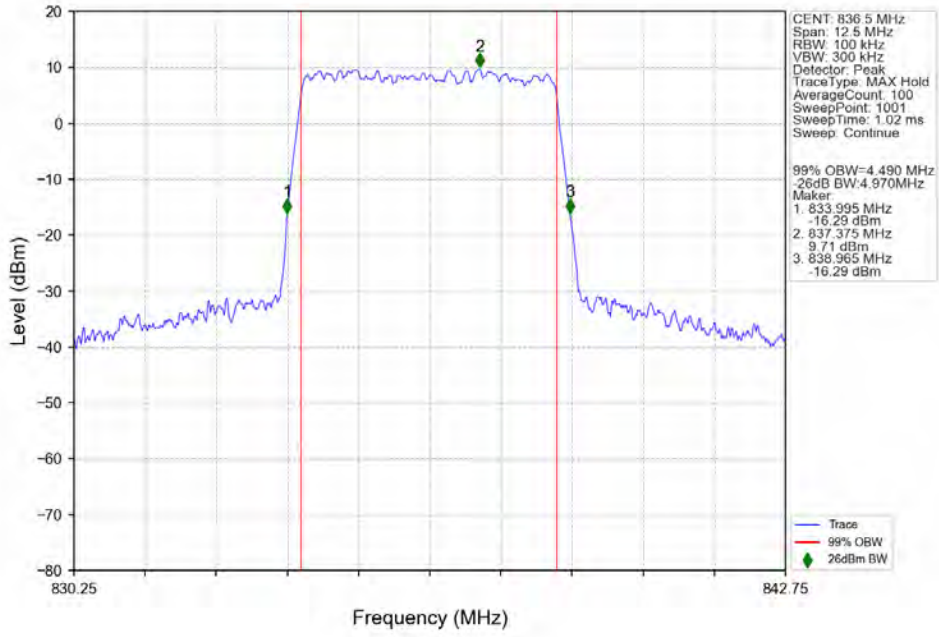
n5_15kHz_SISO_NTNV_5MHz_CP-OFDM_16_QAM_836.5MHz_Outer_Full_Ant0



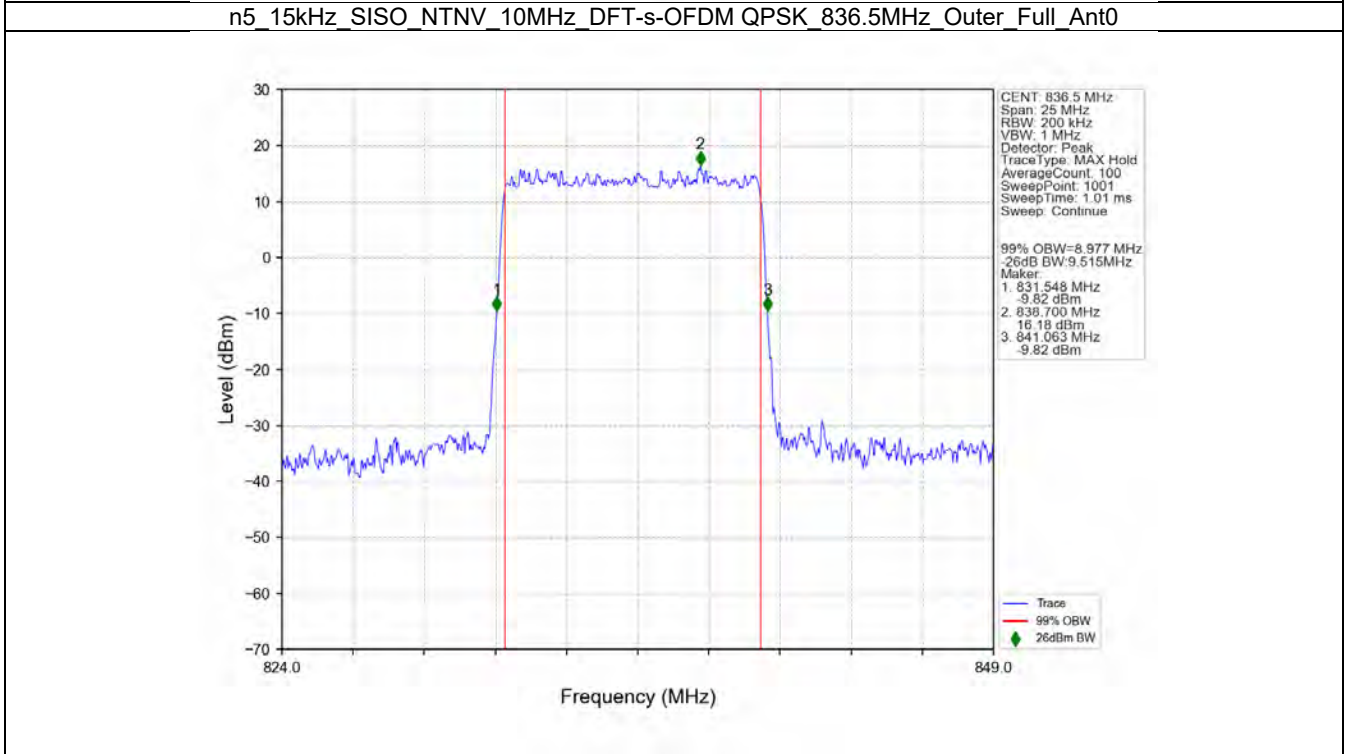
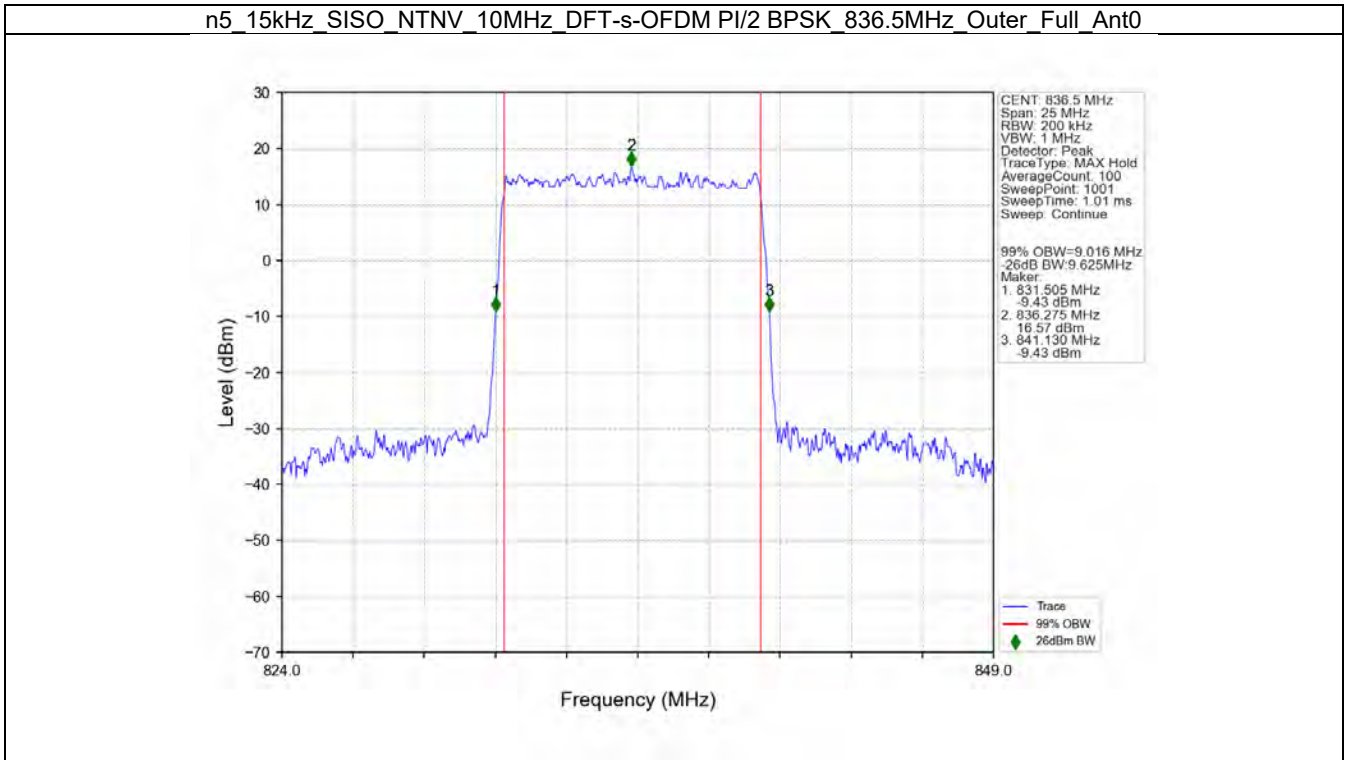
n5_15kHz_SISO_NTNV_5MHz_CP-OFDM_64_QAM_836.5MHz_Outer_Full_Ant0



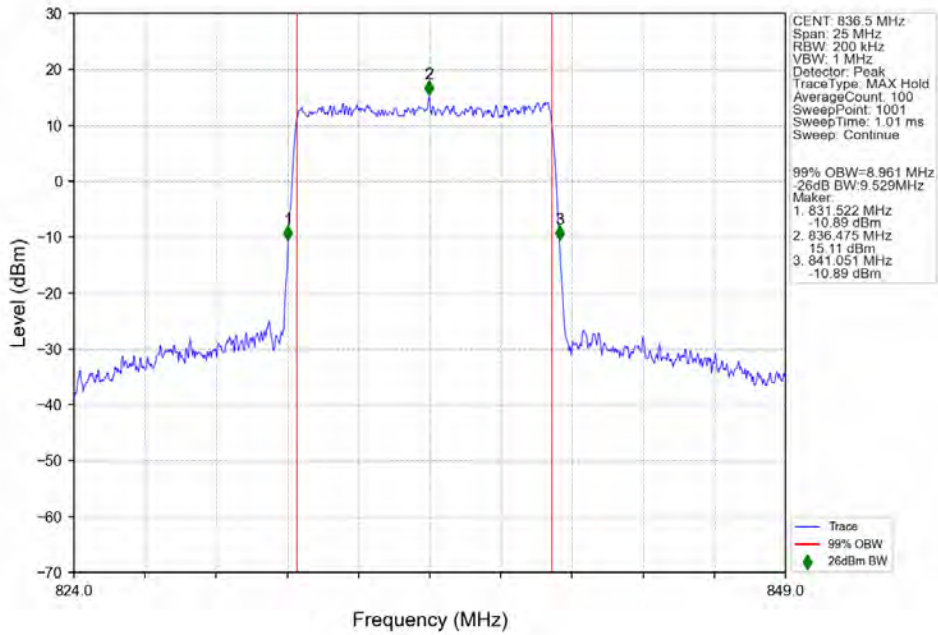
n5_15kHz_SISO_NTNV_5MHz_CP-OFDM_256_QAM_836.5MHz_Outer_Full_Ant0



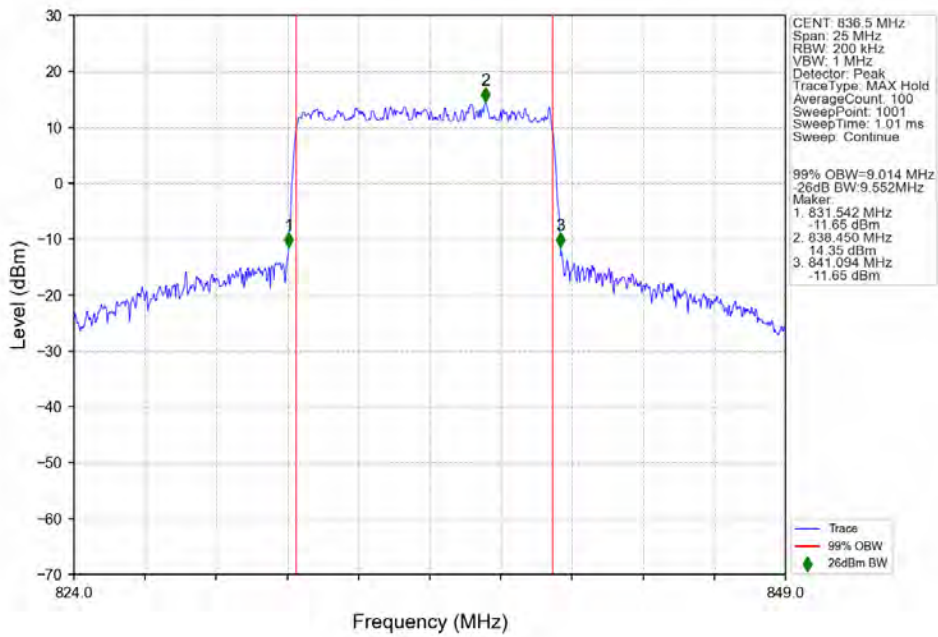
3.2.2 15k_SISO_10MHz_NTNV



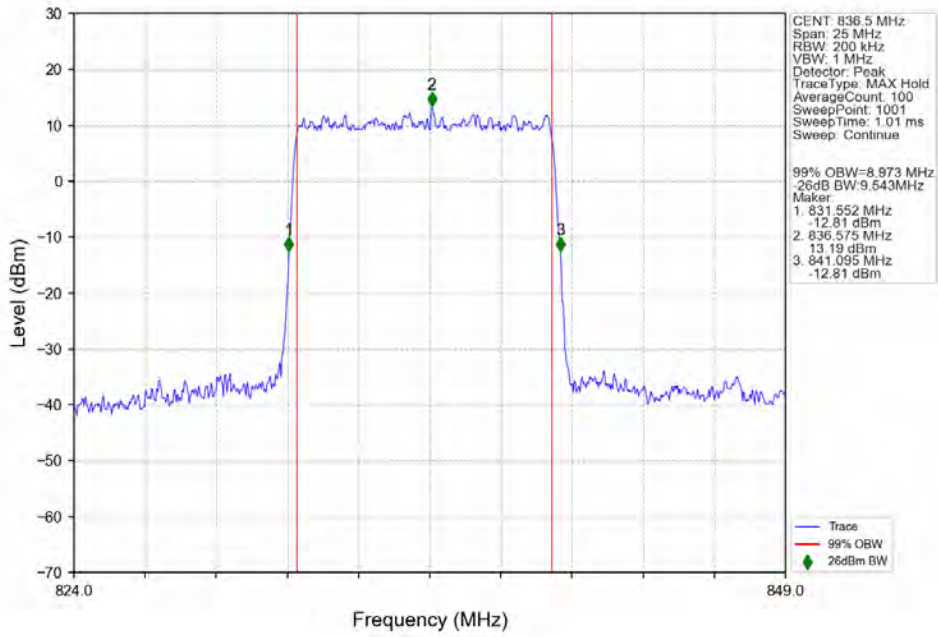
n5_15kHz_SISO_NTNV_10MHz_DFT-s-OFDM_16_QAM_836.5MHz_Outer_Full_Ant0



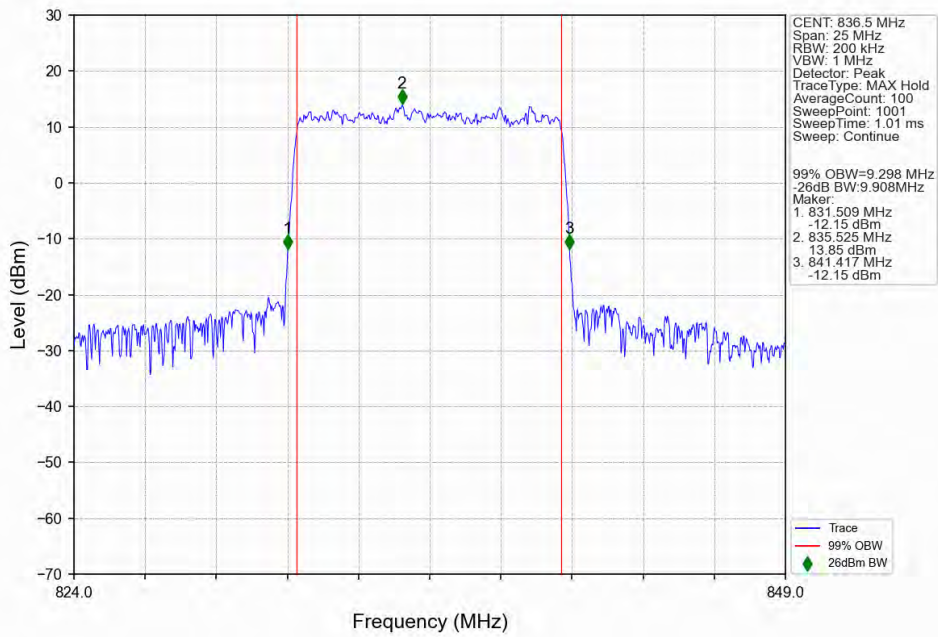
n5_15kHz_SISO_NTNV_10MHz_DFT-s-OFDM_64_QAM_836.5MHz_Outer_Full_Ant0



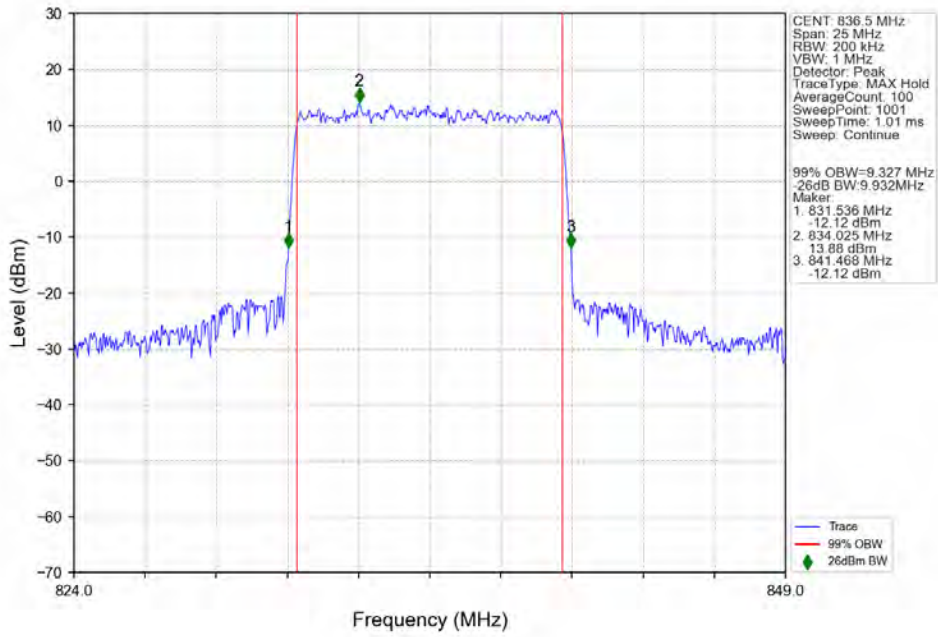
n5_15kHz_SISO_NTNV_10MHz_DFT-s-OFDM_256_QAM_836.5MHz_Outer_Full_Ant0



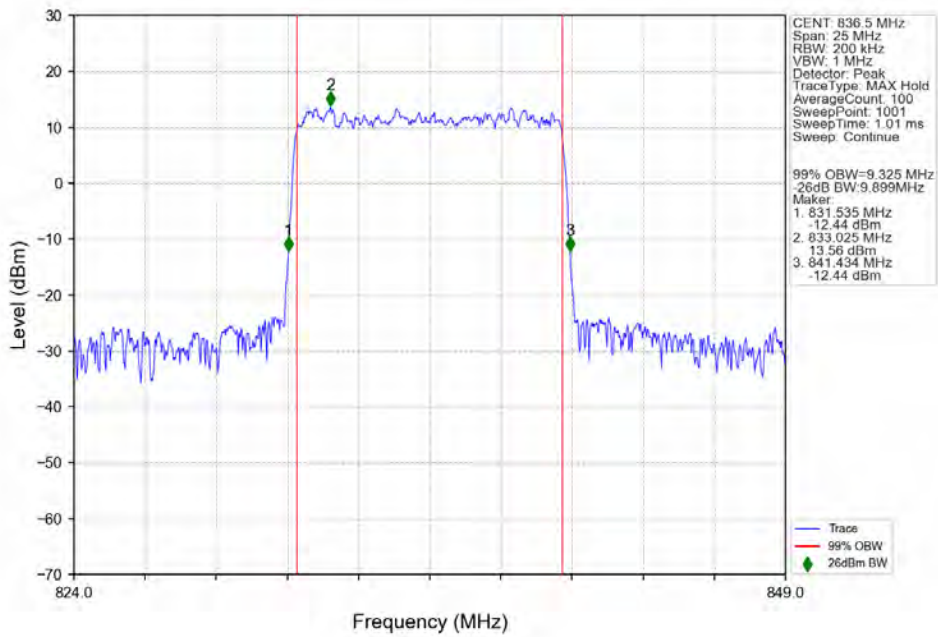
n5_15kHz_SISO_NTNV_10MHz_CP-OFDM_QPSK_836.5MHz_Outer_Full_Ant0



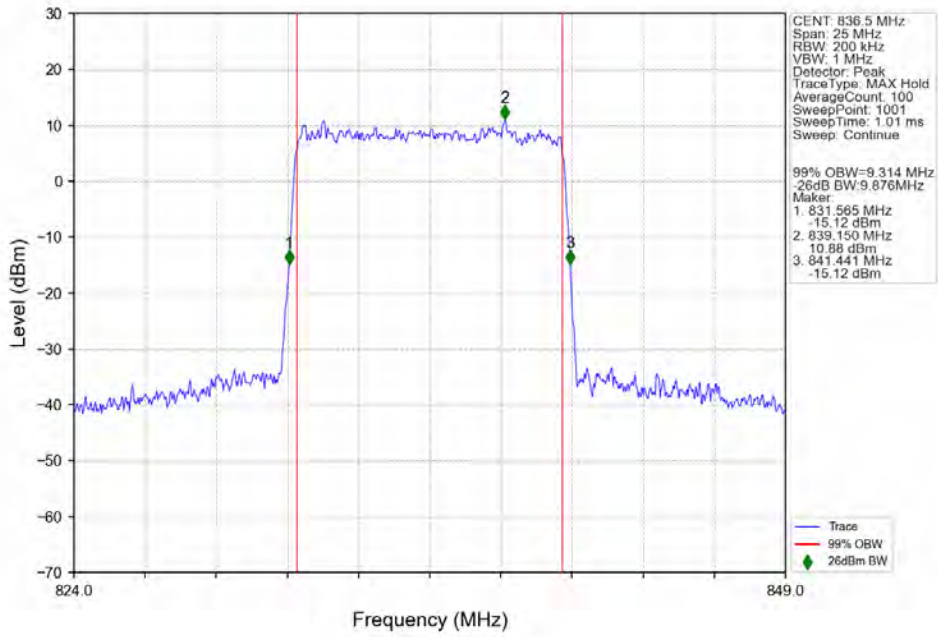
n5_15kHz_SISO_NTNV_10MHz_CP-OFDM_16_QAM_836.5MHz_Outer_Full_Ant0



n5_15kHz_SISO_NTNV_10MHz_CP-OFDM_64_QAM_836.5MHz_Outer_Full_Ant0

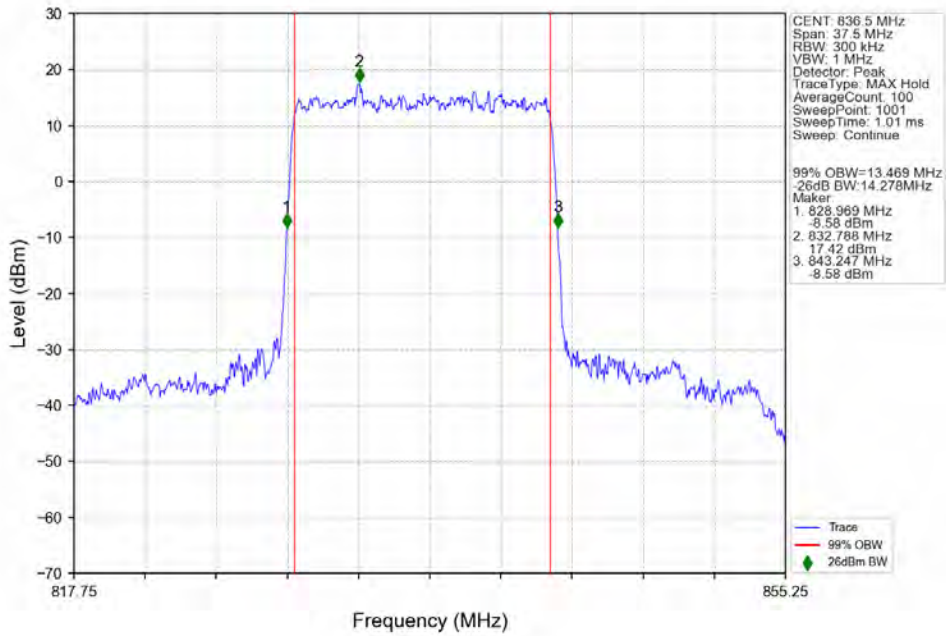


n5_15kHz_SISO_NTNV_10MHz_CP-OFDM_256_QAM_836.5MHz_Outer_Full_Ant0

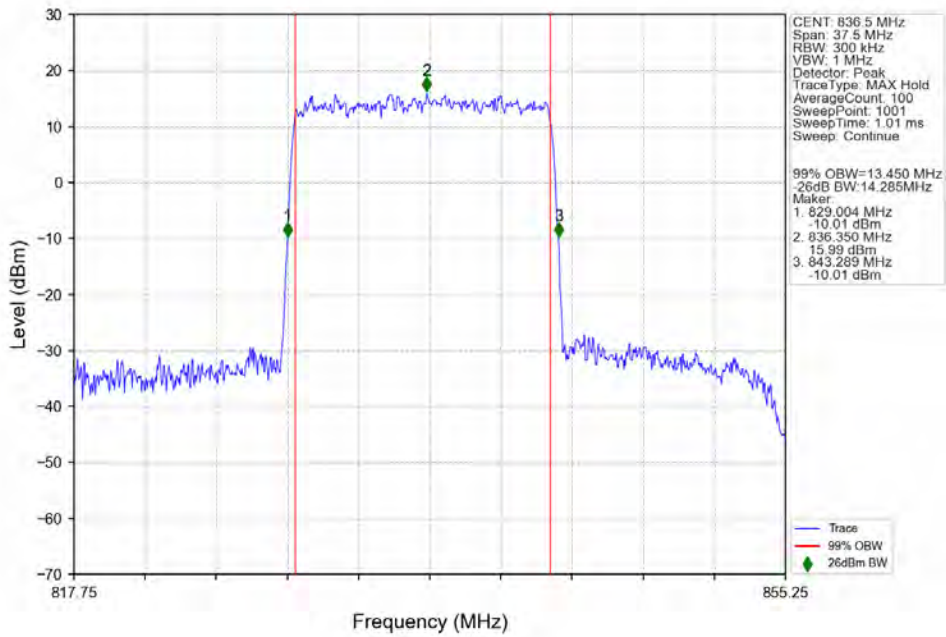


3.2.3 15k_SISO_15MHz_NTNV

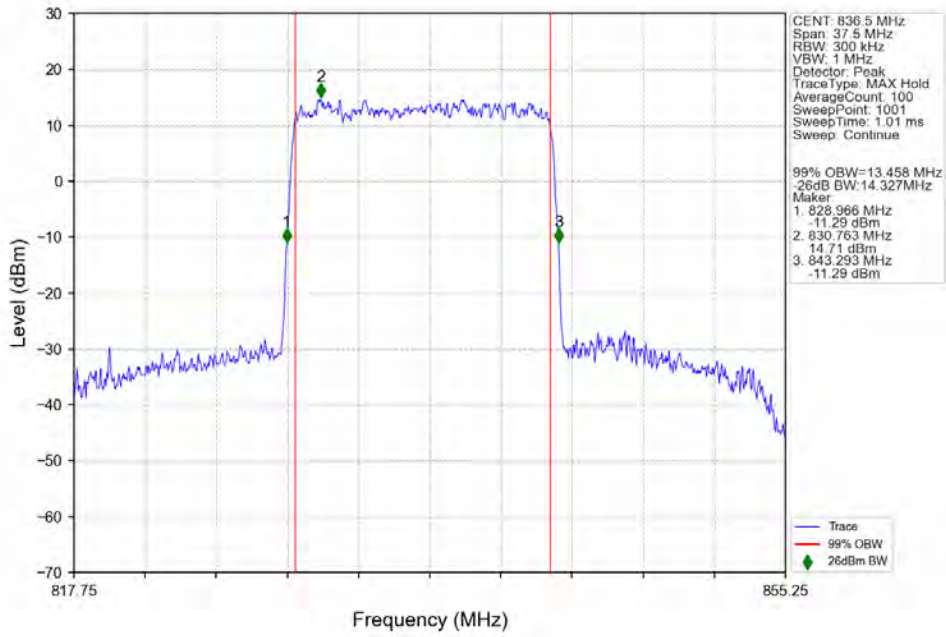
n5_15kHz_SISO_NTNV_15MHz_DFT-s-OFDM PI/2 BPSK 836.5MHz_Outer_Full_Ant0



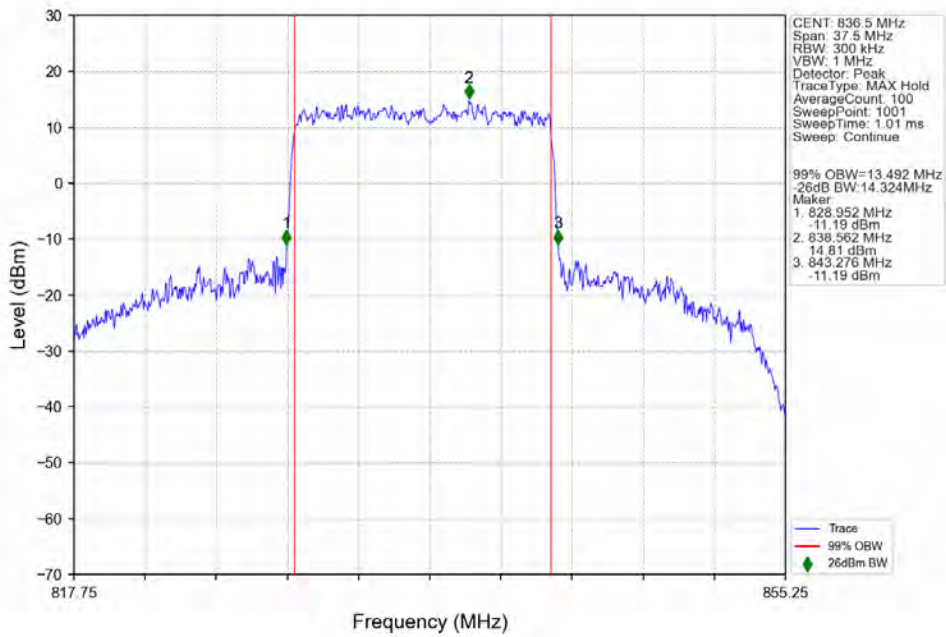
n5_15kHz_SISO_NTNV_15MHz_DFT-s-OFDM QPSK 836.5MHz_Outer_Full_Ant0



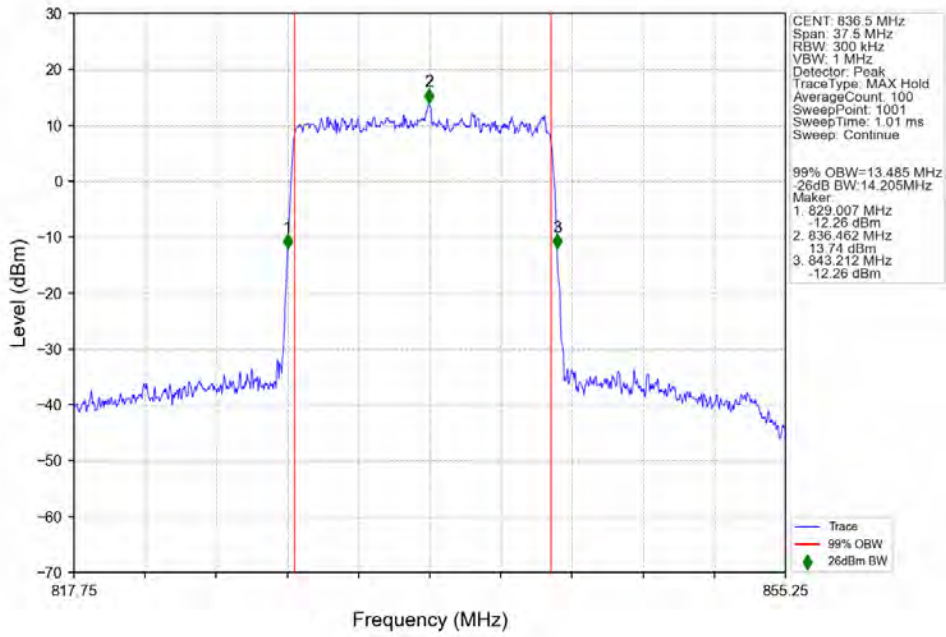
n5_15kHz_SISO_NTV_15MHz_DFT-s-OFDM_16_QAM_836.5MHz_Outer_Full_Ant0



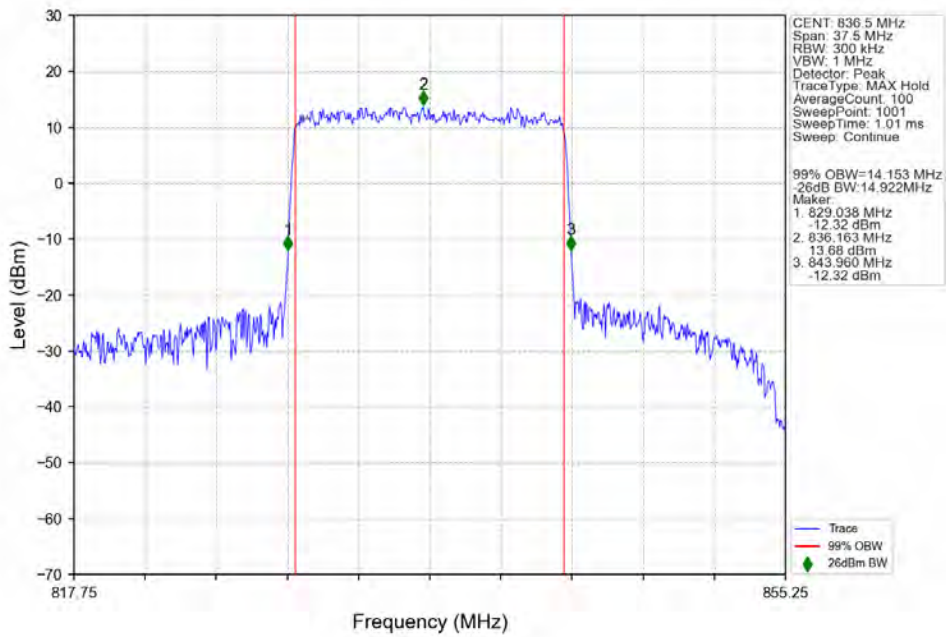
n5_15kHz_SISO_NTV_15MHz_DFT-s-OFDM_64_QAM_836.5MHz_Outer_Full_Ant0



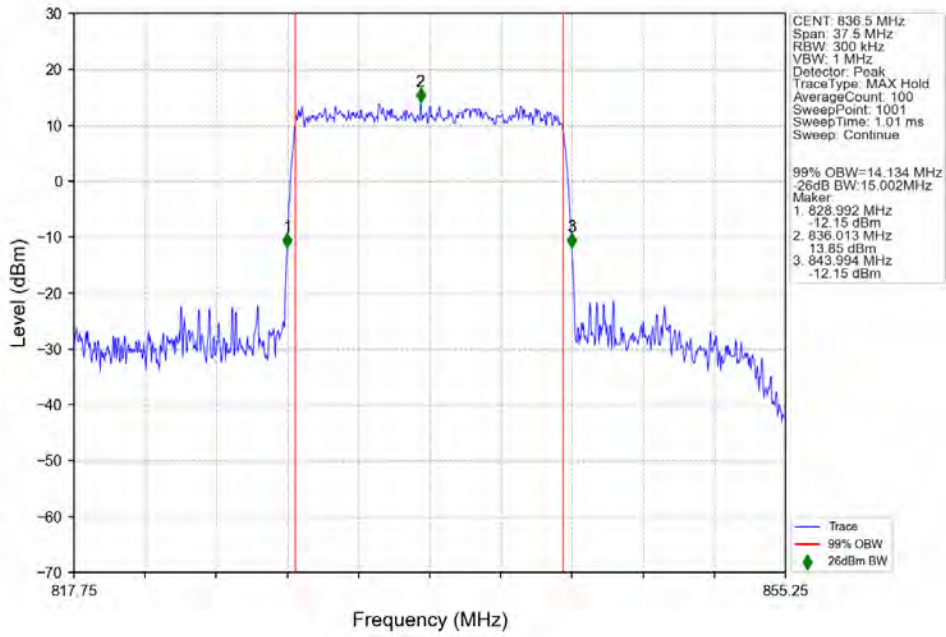
n5_15kHz_SISO_NTNV_15MHz_DFT-s-OFDM_256_QAM_836.5MHz_Outer_Full_Ant0



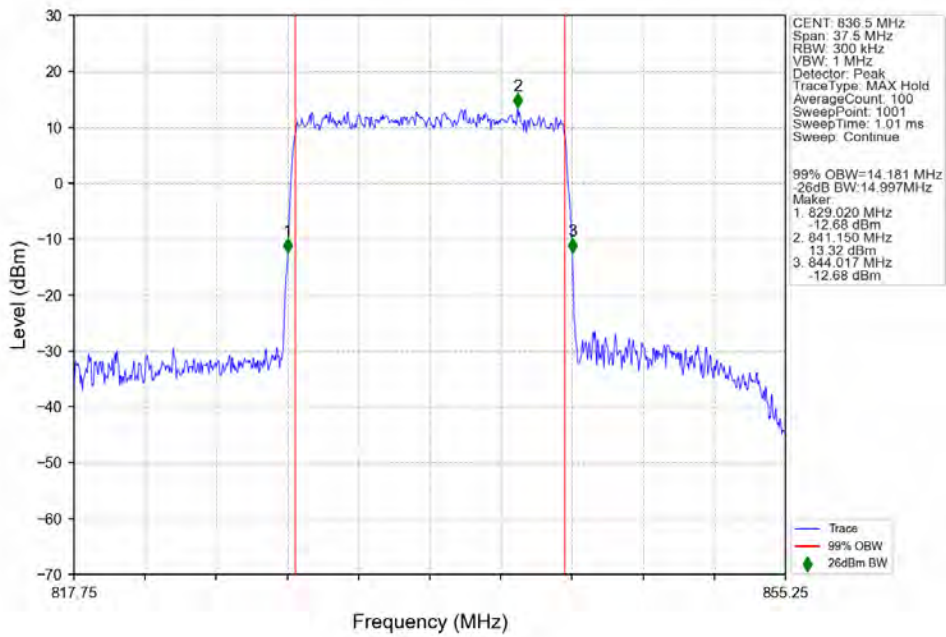
n5_15kHz_SISO_NTNV_15MHz_CP-OFDM_QPSK_836.5MHz_Outer_Full_Ant0



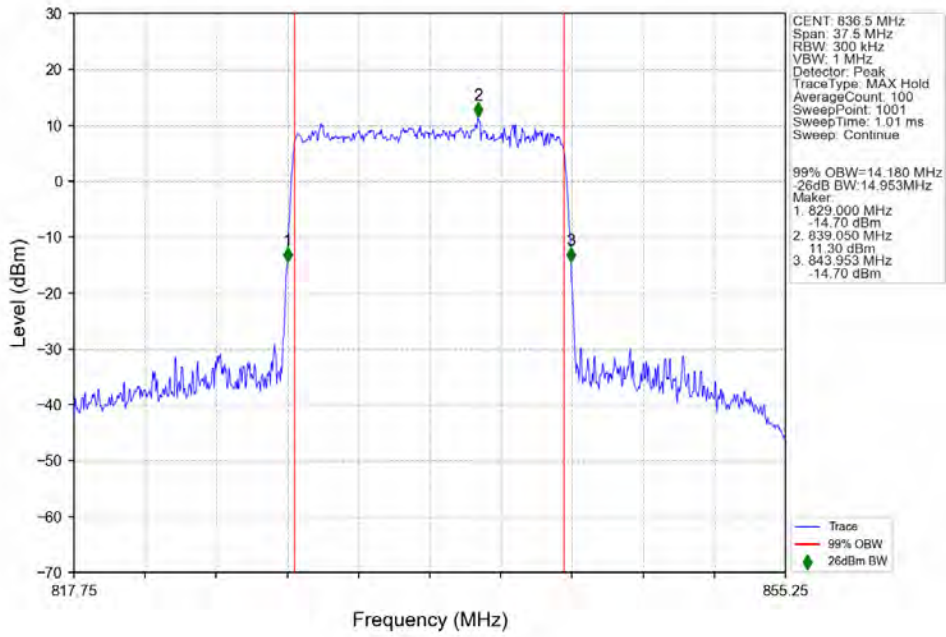
n5_15kHz_SISO_NTNV_15MHz_CP-OFDM_16_QAM_836.5MHz_Outer_Full_Ant0



n5_15kHz_SISO_NTNV_15MHz_CP-OFDM_64_QAM_836.5MHz_Outer_Full_Ant0

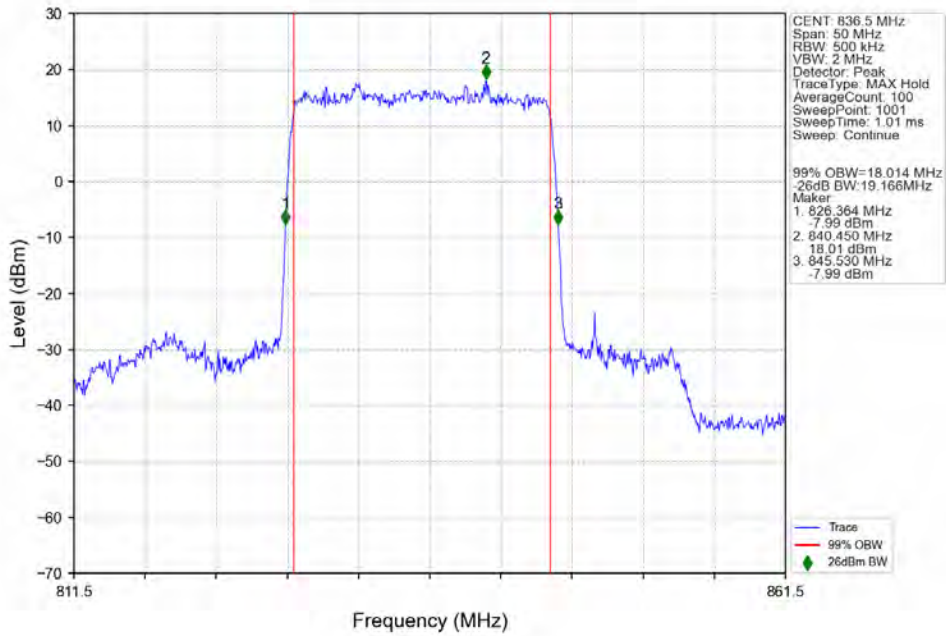


n5_15kHz_SISO_NTNV_15MHz_CP-OFDM_256_QAM_836.5MHz_Outer_Full_Ant0

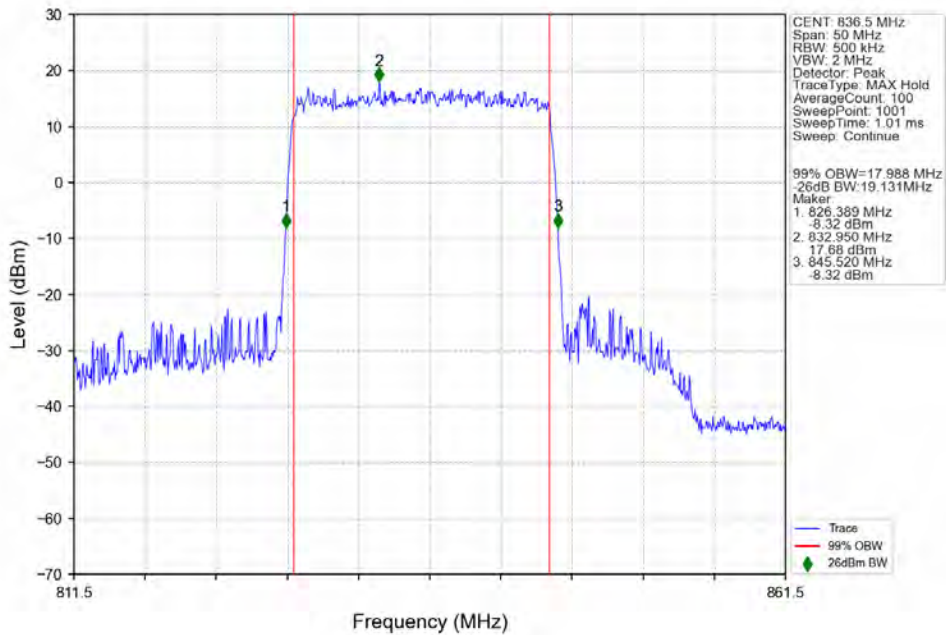


3.2.4 15k_SISO_20MHz_NTNV

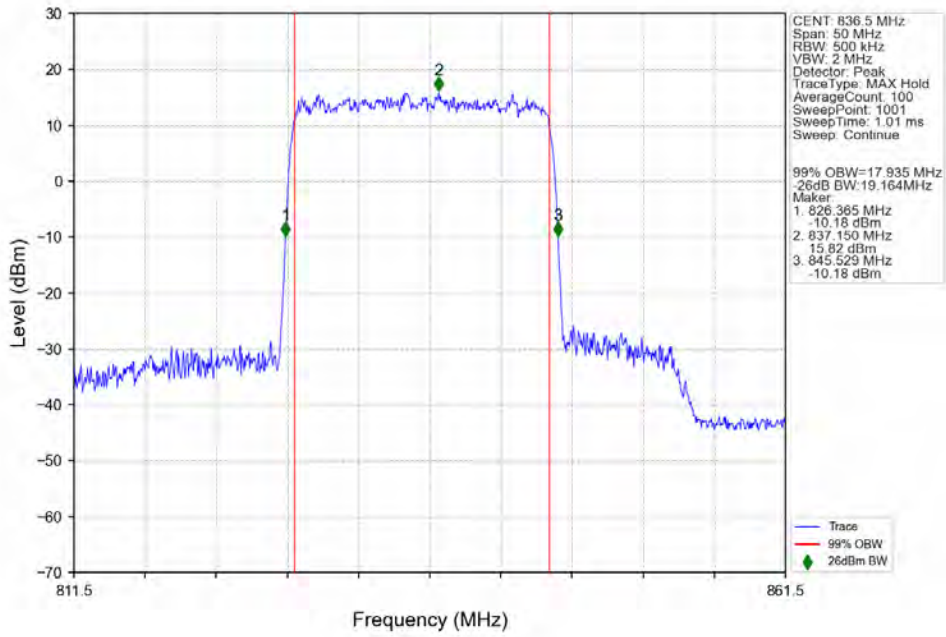
n5_15kHz_SISO_NTNV_20MHz_DFT-s-OFDM PI/2 BPSK 836.5MHz_Outer_Full_Ant0



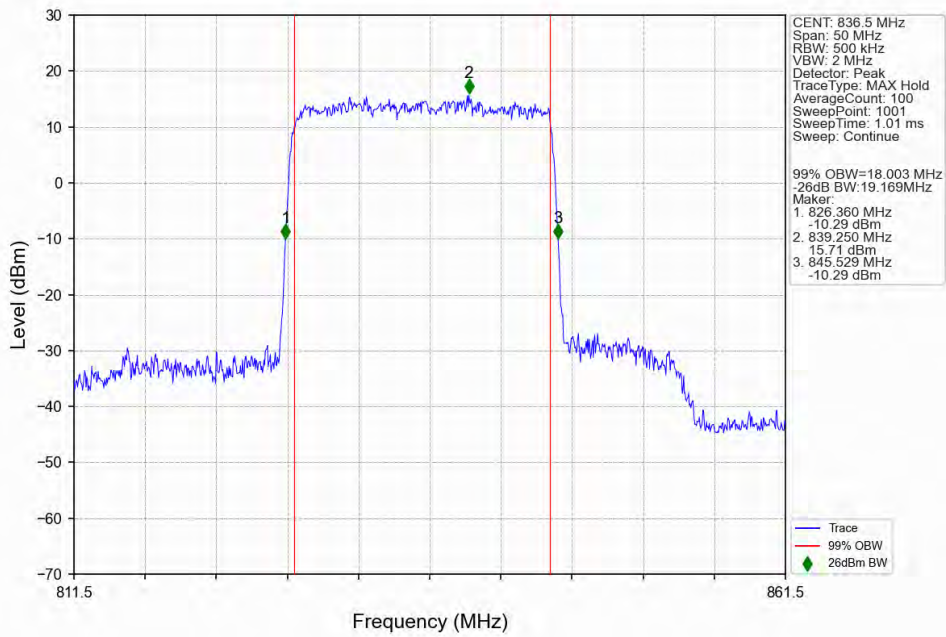
n5_15kHz_SISO_NTNV_20MHz_DFT-s-OFDM QPSK 836.5MHz_Outer_Full_Ant0



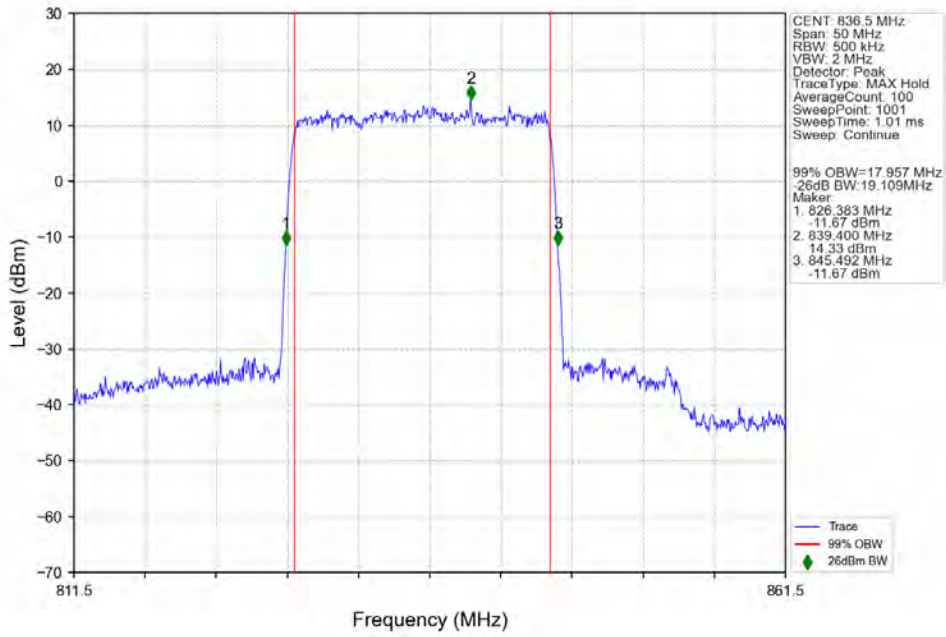
n5_15kHz_SISO_NTNV_20MHz_DFT-s-OFDM_16_QAM_836.5MHz_Outer_Full_Ant0



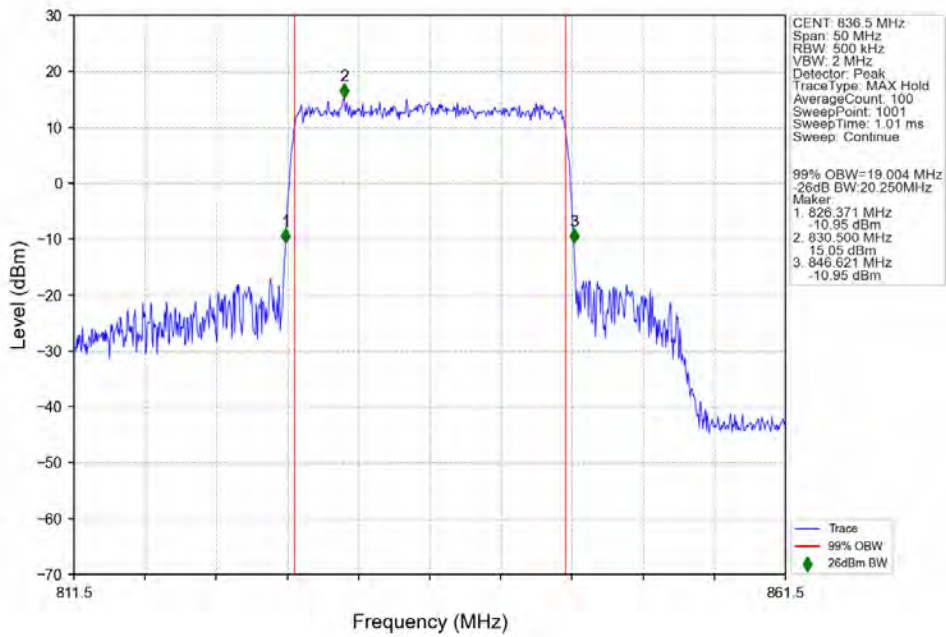
n5_15kHz_SISO_NTNV_20MHz_DFT-s-OFDM_64_QAM_836.5MHz_Outer_Full_Ant0



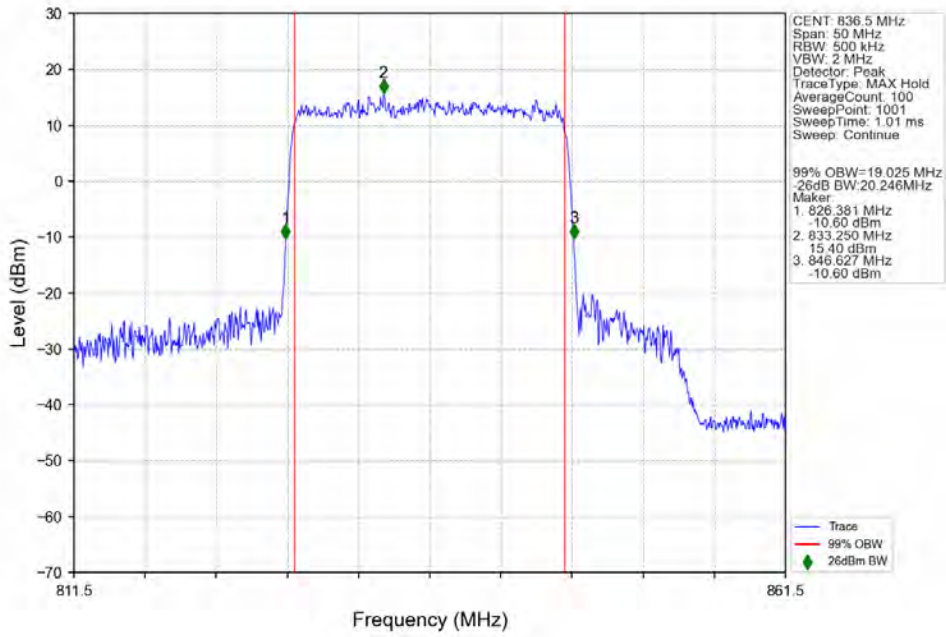
n5_15kHz_SISO_NTNV_20MHz_DFT-s-OFDM_256_QAM_836.5MHz_Outer_Full_Ant0



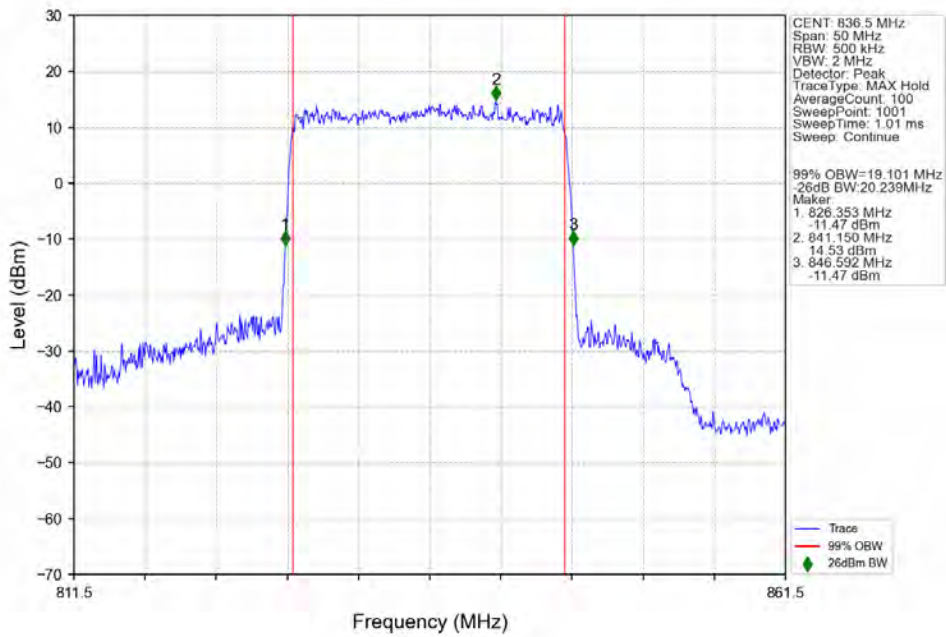
n5_15kHz_SISO_NTNV_20MHz_CP-OFDM_QPSK_836.5MHz_Outer_Full_Ant0



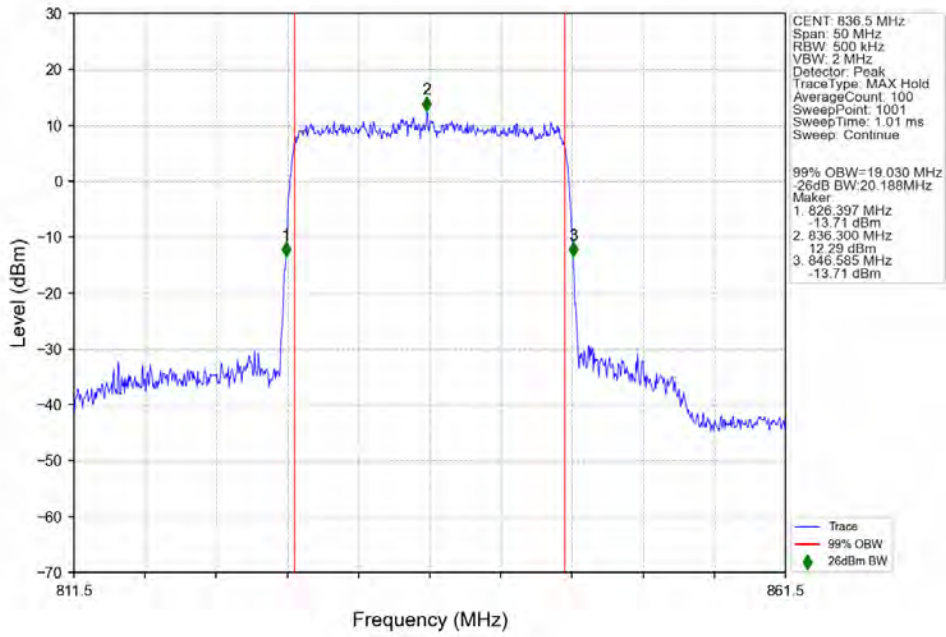
n5_15kHz_SISO_NTV_20MHz_CP-OFDM_16_QAM_836.5MHz_Outer_Full_Ant0



n5_15kHz_SISO_NTV_20MHz_CP-OFDM_64_QAM_836.5MHz_Outer_Full_Ant0



n5_15kHz_SISO_NTNV_20MHz_CP-OFDM_256_QAM_836.5MHz_Outer_Full_Ant0



4. Peak-Average Ratio

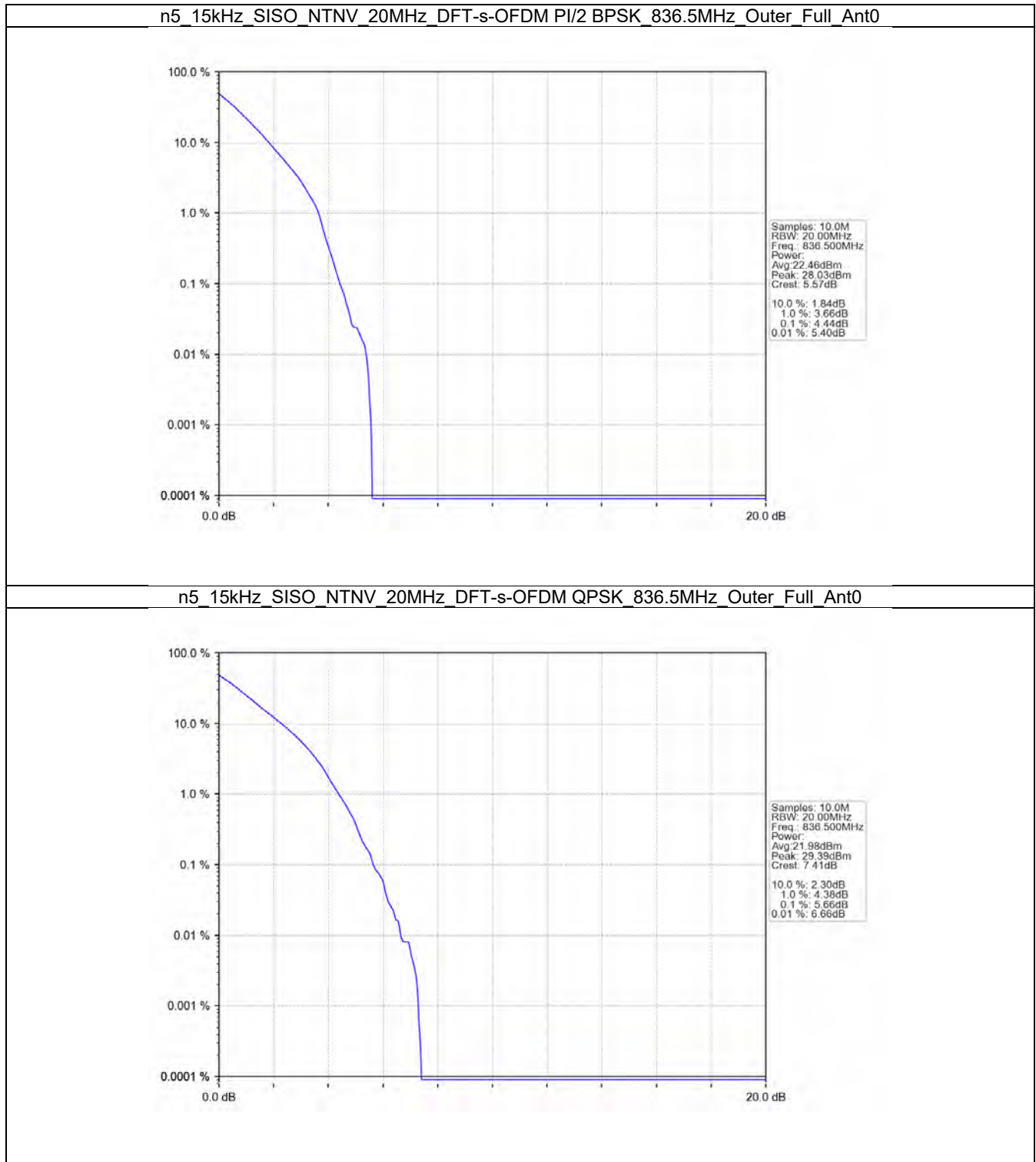
4.1 Test Result

4.1.1 15k_SISO_20MHz_NTNV

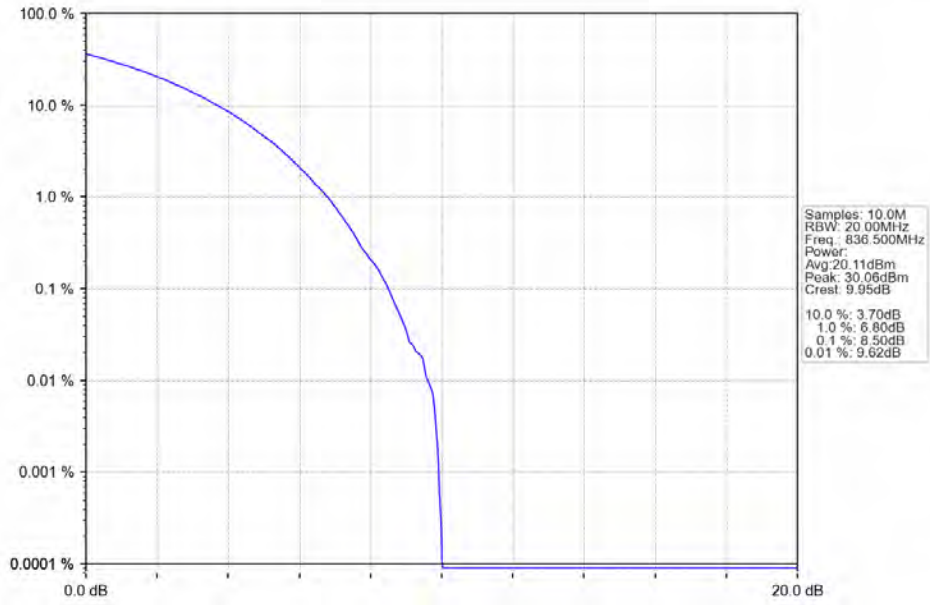
5G NR n5 SCS=15kHz SISO 20MHz NTN							
Modulation	Frequency (MHz)	RB Allocation	Peak-Average Ratio (dB)				Verdict
			Ant0	Ant1	Sum	Limit	
DFT-s-OFDM PI/2 BPSK	836.5	Outer Full	4.44	/	/	<=13	Pass
DFT-s-OFDM QPSK	836.5	Outer Full	5.66	/	/	<=13	Pass
CP-OFDM QPSK	836.5	Outer Full	8.50	/	/	<=13	Pass

4.2 Test Graph

4.2.1 15k_SISO_20MHz_NTNV



n5_15kHz_SISO_NTNV_20MHz_CP-OFDM_QPSK_836.5MHz_Outer_Full_Ant0



5. Spurious Emission

5.1 Test Result

5.1.1 15k_SISO_5MHz_NTNV

5G NR n5 SCS=15kHz SISO 5MHz NTN							
Modulation	Frequency (MHz)	RB Allocation	Spurious Emission				Verdict
			Ant0	Ant1	Sum	Limit	
DFT-s-OFDM PI/2 BPSK	836.5	Edge 1RB Left	Refer To Test Graph				Pass
	826.5	Edge 1RB Left	Refer To Test Graph				Pass
		Outer Full	Refer To Test Graph				Pass
	846.5	Edge 1RB Right	Refer To Test Graph				Pass
		Outer Full	Refer To Test Graph				Pass
	DFT-s-OFDM QPSK	836.5	Edge 1RB Left	Refer To Test Graph			
826.5		Edge 1RB Left	Refer To Test Graph				Pass
		Outer Full	Refer To Test Graph				Pass
846.5		Edge 1RB Right	Refer To Test Graph				Pass
		Outer Full	Refer To Test Graph				Pass
CP-OFDM QPSK		836.5	Edge 1RB Left	Refer To Test Graph			
	826.5	Edge 1RB Left	Refer To Test Graph				Pass
		Outer Full	Refer To Test Graph				Pass
	846.5	Edge 1RB Right	Refer To Test Graph				Pass
		Outer Full	Refer To Test Graph				Pass

5.1.2 15k_SISO_15MHz_NTNV

5G NR n5 SCS=15kHz SISO 15MHz NTN							
Modulation	Frequency (MHz)	RB Allocation	Spurious Emission				Verdict
			Ant0	Ant1	Sum	Limit	
DFT-s-OFDM PI/2 BPSK	836.5	Edge 1RB Left	Refer To Test Graph				Pass
	831.5	Edge 1RB Left	Refer To Test Graph				Pass
		Outer Full	Refer To Test Graph				Pass
	841.5	Edge 1RB Right	Refer To Test Graph				Pass
		Outer Full	Refer To Test Graph				Pass
	DFT-s-OFDM QPSK	836.5	Edge 1RB Left	Refer To Test Graph			
831.5		Edge 1RB Left	Refer To Test Graph				Pass
		Outer Full	Refer To Test Graph				Pass
841.5		Edge 1RB Right	Refer To Test Graph				Pass
		Outer Full	Refer To Test Graph				Pass
CP-OFDM QPSK		836.5	Edge 1RB Left	Refer To Test Graph			
	831.5	Edge 1RB Left	Refer To Test Graph				Pass
		Outer Full	Refer To Test Graph				Pass
	841.5	Edge 1RB Right	Refer To Test Graph				Pass
		Outer Full	Refer To Test Graph				Pass

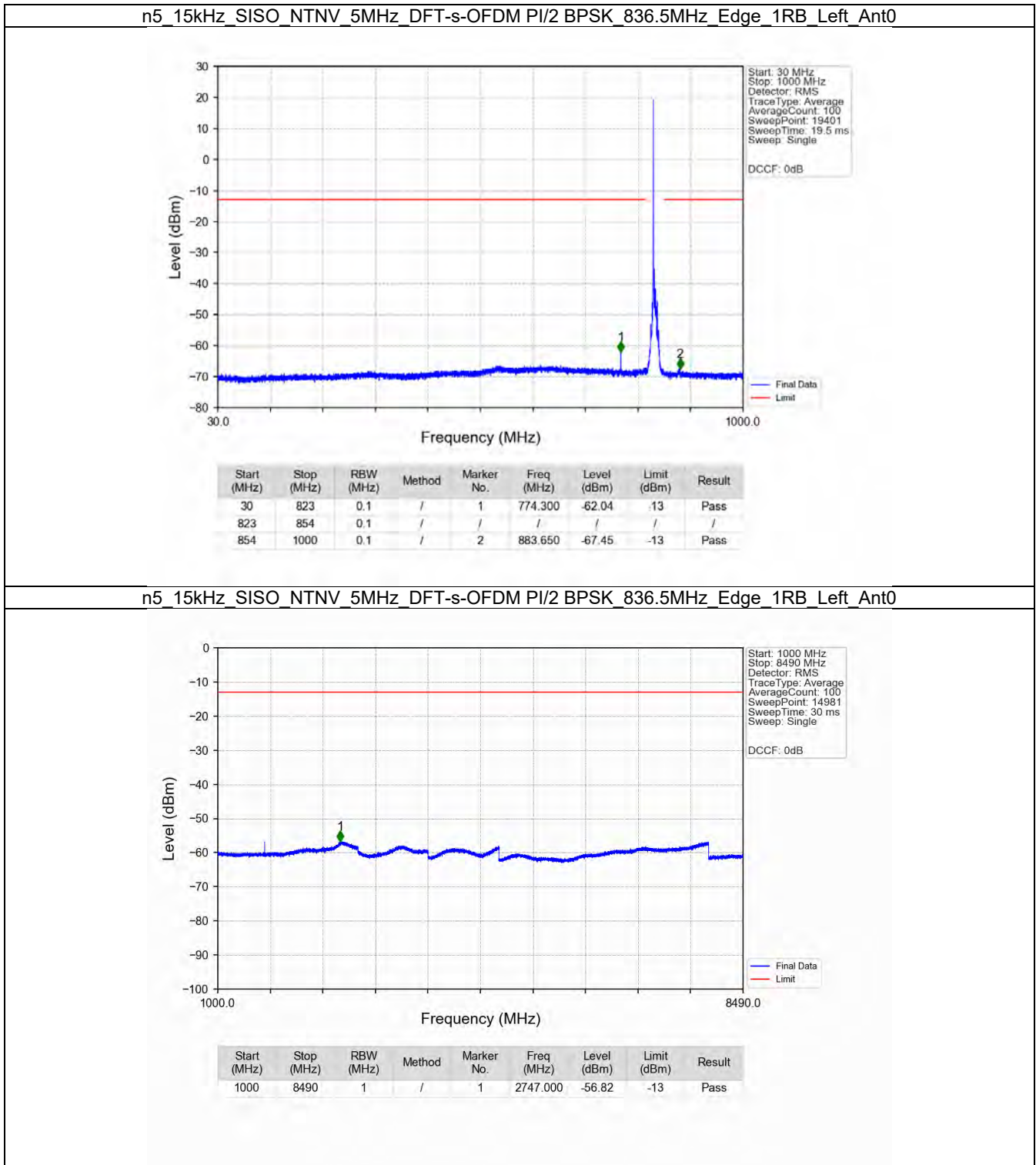
5.1.3 15k_SISO_20MHz_NTNV

5G NR n5 SCS=15kHz SISO 20MHz NTN							
Modulation	Frequency (MHz)	RB Allocation	Spurious Emission				Verdict
			Ant0	Ant1	Sum	Limit	
DFT-s-OFDM PI/2 BPSK	836.5	Edge 1RB Left	Refer To Test Graph				Pass

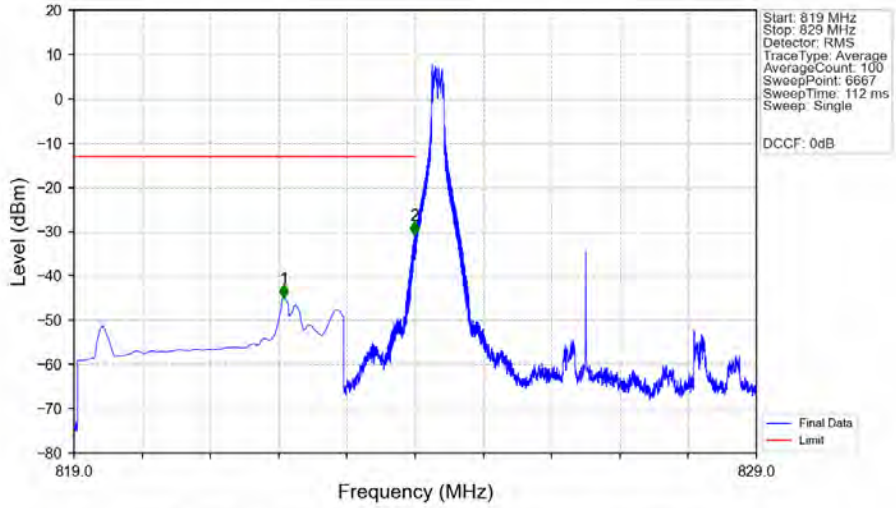
	834	Edge_1RB_Left	Refer To Test Graph	Pass
		Outer_Full	Refer To Test Graph	Pass
	839	Edge_1RB_Right	Refer To Test Graph	Pass
		Outer_Full	Refer To Test Graph	Pass
DFT-s-OFDM QPSK	836.5	Edge_1RB_Left	Refer To Test Graph	Pass
	834	Edge_1RB_Left	Refer To Test Graph	Pass
		Outer_Full	Refer To Test Graph	Pass
	839	Edge_1RB_Right	Refer To Test Graph	Pass
Outer_Full		Refer To Test Graph	Pass	
CP-OFDM QPSK	836.5	Edge_1RB_Left	Refer To Test Graph	Pass
	834	Edge_1RB_Left	Refer To Test Graph	Pass
		Outer_Full	Refer To Test Graph	Pass
	839	Edge_1RB_Right	Refer To Test Graph	Pass
Outer_Full		Refer To Test Graph	Pass	

5.2 Test Graph

5.2.1 15k_SISO_5MHz_NTNV

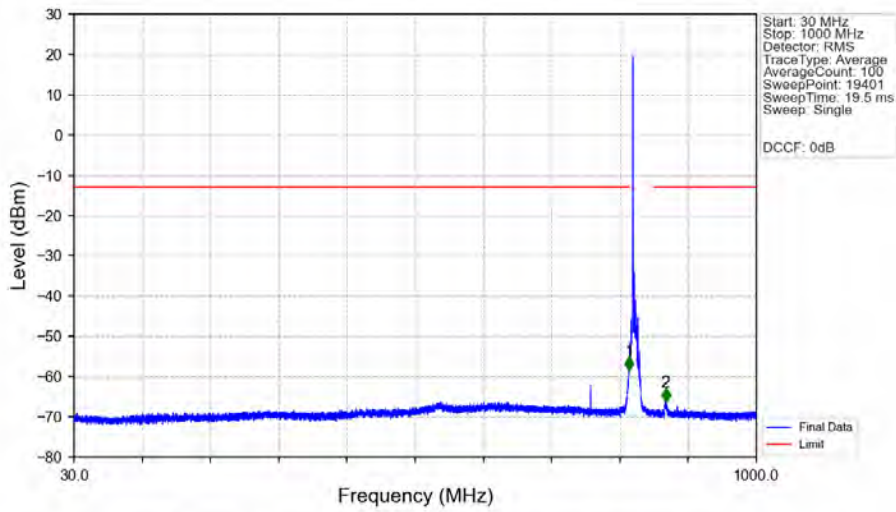


n5 15kHz SISO NTNV 5MHz DFT-s-OFDM PI/2 BPSK 826.5MHz Edge 1RB Left Ant0



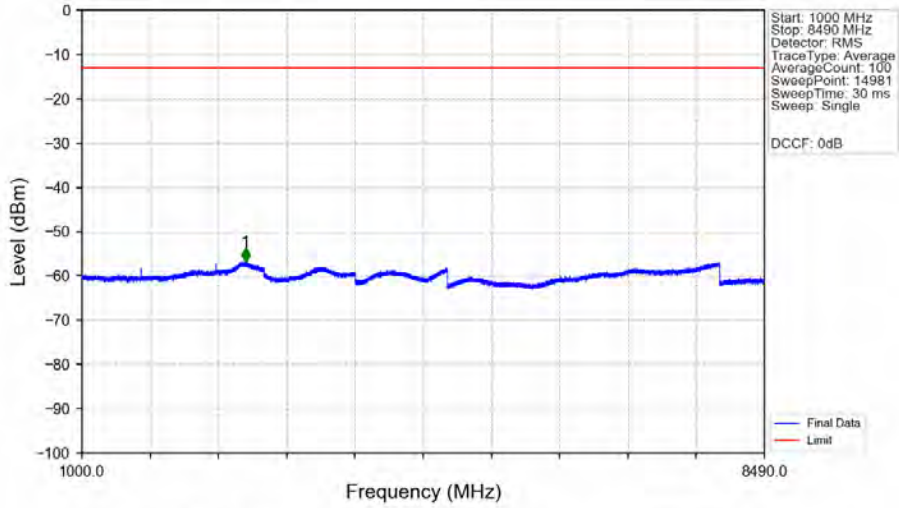
Start (MHz)	Stop (MHz)	RBW (MHz)	Method	Marker No.	Freq (MHz)	Level (dBm)	Limit (dBm)	Result
819	823	0.1	CHP	1	822.075	-44.96	-13	Pass
823	824	0.003	/	2	823.994	-30.70	-13	Pass
824	829	0.003	/	/	/	/	/	/

n5 15kHz SISO NTNV 5MHz DFT-s-OFDM PI/2 BPSK 826.5MHz Edge 1RB Left Ant0



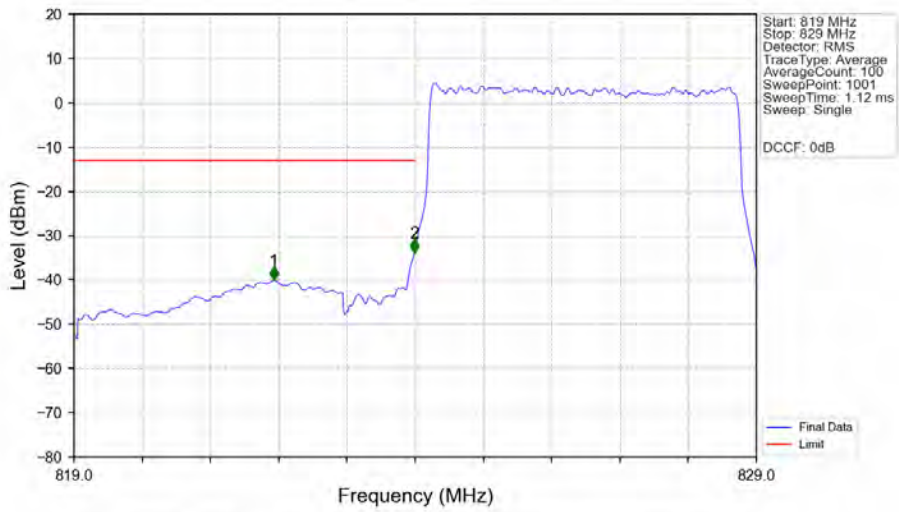
Start (MHz)	Stop (MHz)	RBW (MHz)	Method	Marker No.	Freq (MHz)	Level (dBm)	Limit (dBm)	Result
30	823	0.1	/	1	818.950	-58.48	-13	Pass
823	854	0.1	/	/	/	/	/	/
854	1000	0.1	/	2	871.150	-66.29	-13	Pass

n5_15kHz_SISO_NTNV_5MHz_DFT-s-OFDM_PI/2_BPSK_826.5MHz_Edge_1RB_Left_Ant0



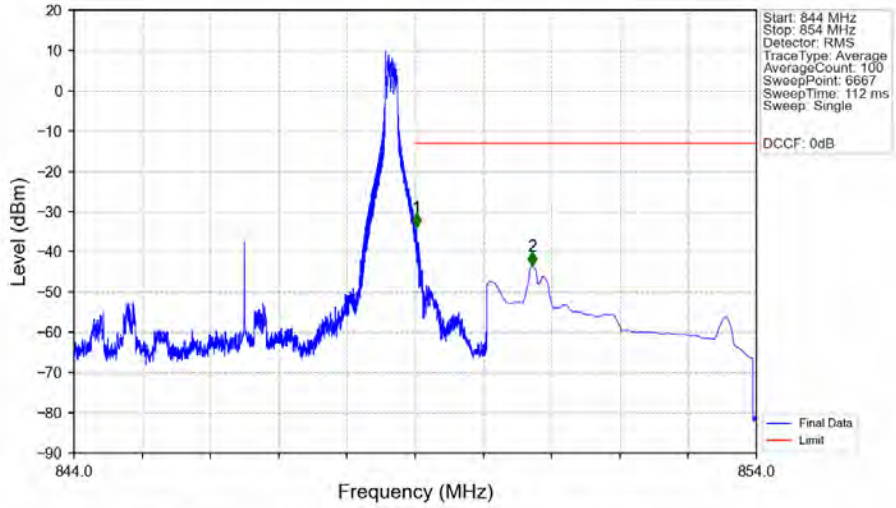
Start (MHz)	Stop (MHz)	RBW (MHz)	Method	Marker No.	Freq (MHz)	Level (dBm)	Limit (dBm)	Result
1000	8490	1	/	1	2794.000	-56.70	-13	Pass

n5_15kHz_SISO_NTNV_5MHz_DFT-s-OFDM_PI/2_BPSK_826.5MHz_Outer_Full_Ant0



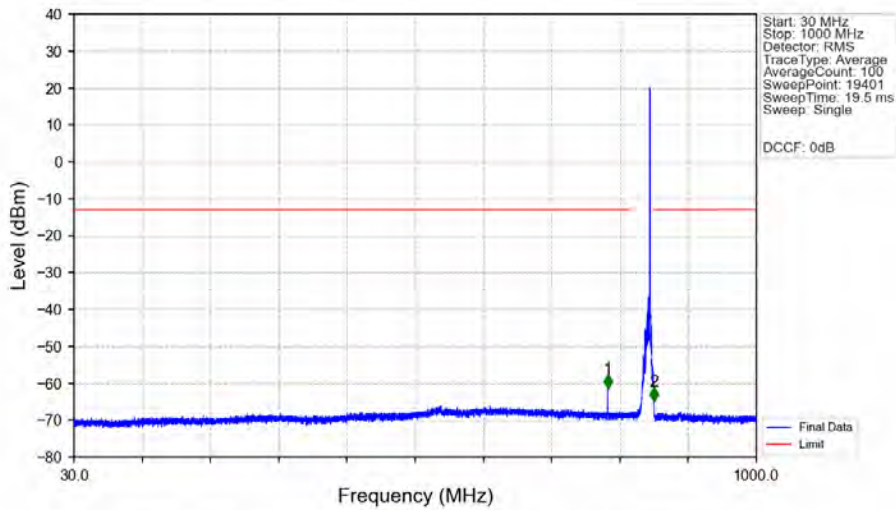
Start (MHz)	Stop (MHz)	RBW (MHz)	Method	Marker No.	Freq (MHz)	Level (dBm)	Limit (dBm)	Result
819	823	0.1	CHP	1	821.930	-40.02	-13	Pass
823	824	0.04921	CHP	2	823.990	-33.85	-13	Pass
824	829	0.04921	CHP	/	/	/	/	/

n5_15kHz_SISO_NTNV_5MHz_DFT-s-OFDM_PI/2_BPSK_846.5MHz_Edge_1RB_Right_Ant0



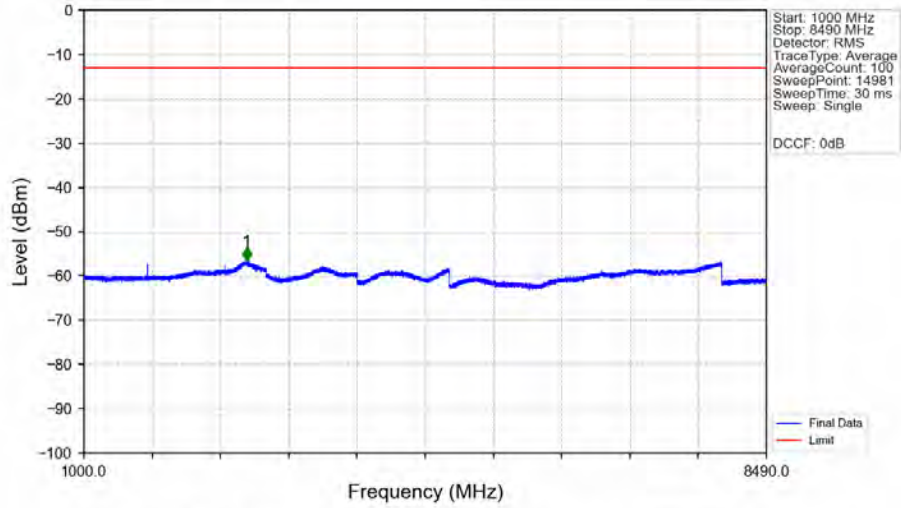
Start (MHz)	Stop (MHz)	RBW (MHz)	Method	Marker No.	Freq (MHz)	Level (dBm)	Limit (dBm)	Result
844	849	0.003	/	/	/	/	/	/
849	850	0.003	/	1	849.020	-33.90	-13	Pass
850	854	0.1	CHP	2	850.716	-43.51	-13	Pass

n5_15kHz_SISO_NTNV_5MHz_DFT-s-OFDM_PI/2_BPSK_846.5MHz_Edge_1RB_Right_Ant0



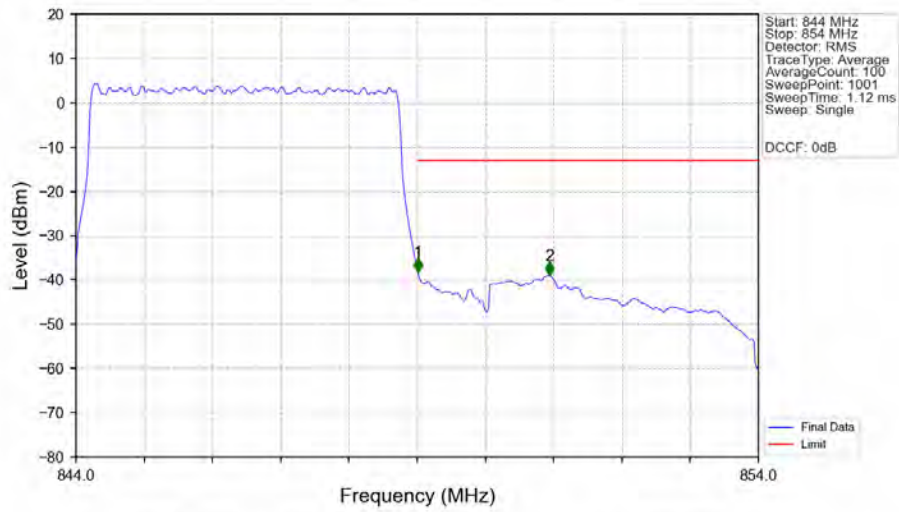
Start (MHz)	Stop (MHz)	RBW (MHz)	Method	Marker No.	Freq (MHz)	Level (dBm)	Limit (dBm)	Result
30	823	0.1	/	1	788.650	-61.29	-13	Pass
823	854	0.1	/	/	/	/	/	/
854	1000	0.1	/	2	854.100	-64.86	-13	Pass

n5_15kHz_SISO_NTNV_5MHz_DFT-s-OFDM_PI/2_BPSK_846.5MHz_Edge_1RB_Right_Ant0



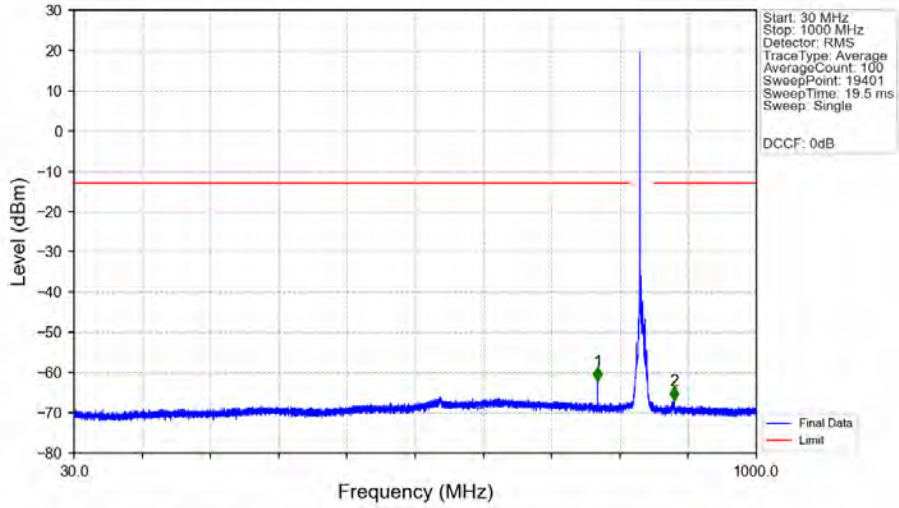
Start (MHz)	Stop (MHz)	RBW (MHz)	Method	Marker No.	Freq (MHz)	Level (dBm)	Limit (dBm)	Result
1000	8490	1	/	1	2786.000	-56.60	-13	Pass

n5_15kHz_SISO_NTNV_5MHz_DFT-s-OFDM_PI/2_BPSK_846.5MHz_Outer_Full_Ant0



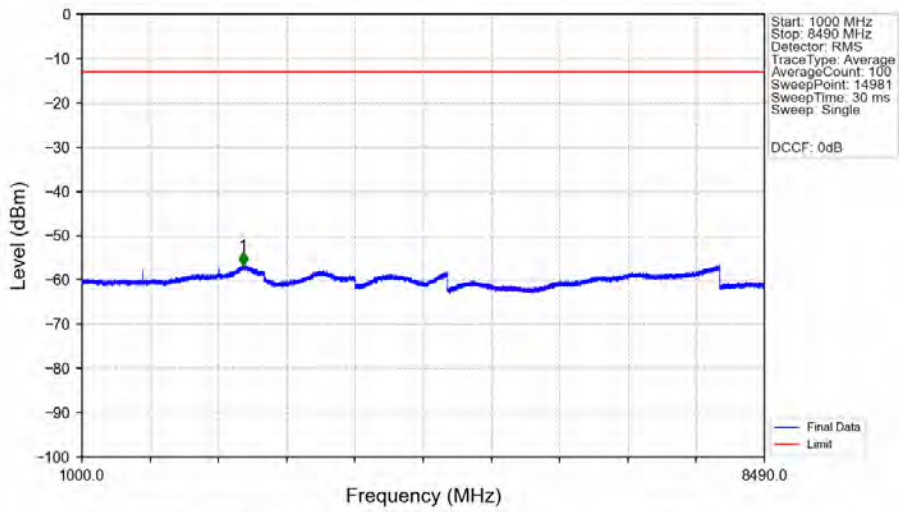
Start (MHz)	Stop (MHz)	RBW (MHz)	Method	Marker No.	Freq (MHz)	Level (dBm)	Limit (dBm)	Result
844	849	0.04976	CHP	/	/	/	/	/
849	850	0.04976	CHP	1	849.010	-38.20	-13	Pass
850	854	0.1	CHP	2	850.940	-38.94	-13	Pass

n5_15kHz_SISO_NTNV_5MHz_DFT-s-OFDM_QPSK_836.5MHz_Edge_1RB_Left_Ant0



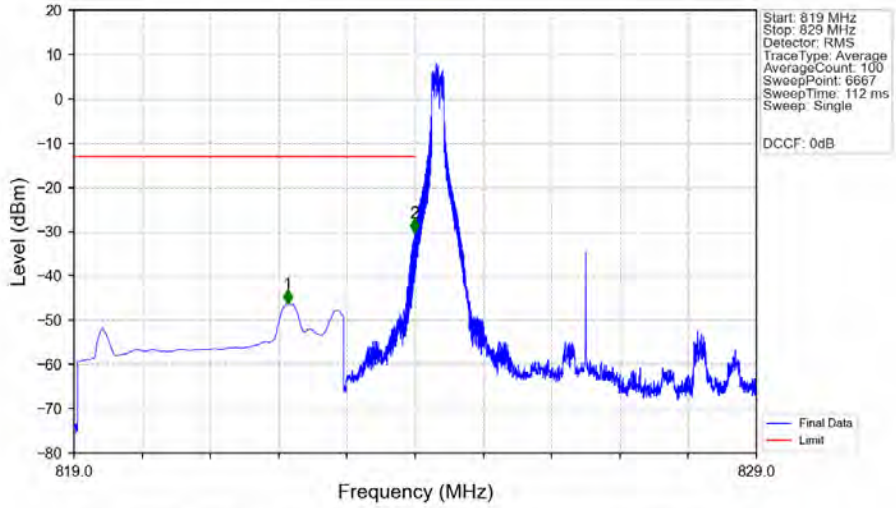
Start (MHz)	Stop (MHz)	RBW (MHz)	Method	Marker No.	Freq (MHz)	Level (dBm)	Limit (dBm)	Result
30	823	0.1	/	1	774.400	-62.05	-13	Pass
823	854	0.1	/	/	/	/	/	/
854	1000	0.1	/	2	883.300	-66.98	-13	Pass

n5_15kHz_SISO_NTNV_5MHz_DFT-s-OFDM_QPSK_836.5MHz_Edge_1RB_Left_Ant0



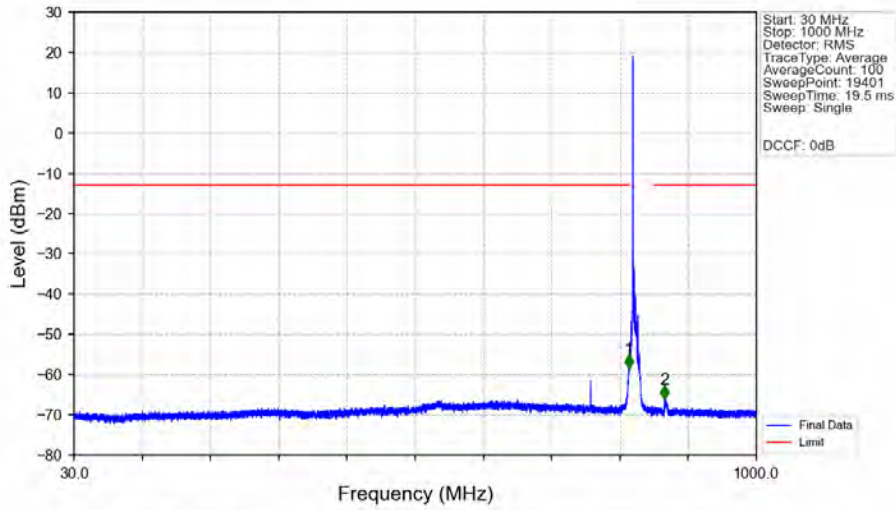
Start (MHz)	Stop (MHz)	RBW (MHz)	Method	Marker No.	Freq (MHz)	Level (dBm)	Limit (dBm)	Result
1000	8490	1	/	1	2767.500	-56.75	-13	Pass

n5_15kHz_SISO_NTNV_5MHz_DFT-s-OFDM_QPSK_826.5MHz_Edge_1RB_Left_Ant0



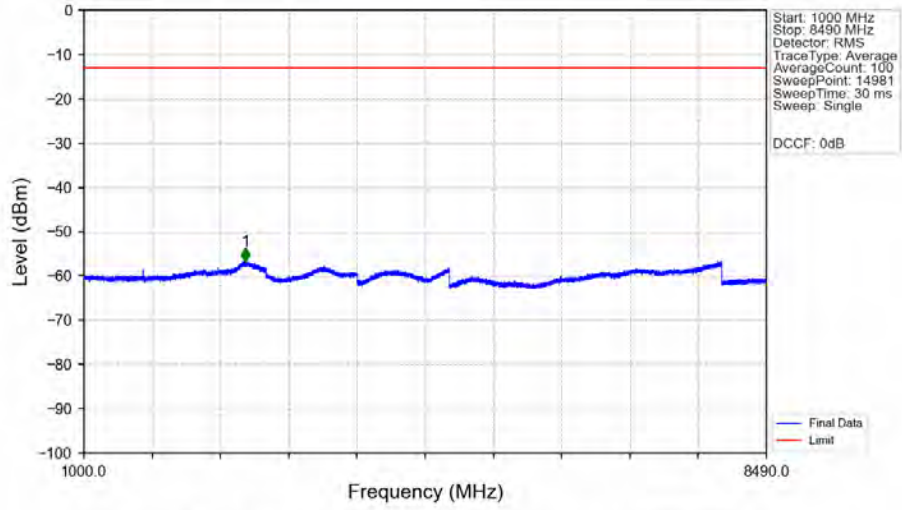
Start (MHz)	Stop (MHz)	RBW (MHz)	Method	Marker No.	Freq (MHz)	Level (dBm)	Limit (dBm)	Result
819	823	0.1	CHP	1	822.132	-46.26	-13	Pass
823	824	0.003	/	2	823.992	-30.23	-13	Pass
824	829	0.003	/	/	/	/	/	/

n5_15kHz_SISO_NTNV_5MHz_DFT-s-OFDM_QPSK_826.5MHz_Edge_1RB_Left_Ant0



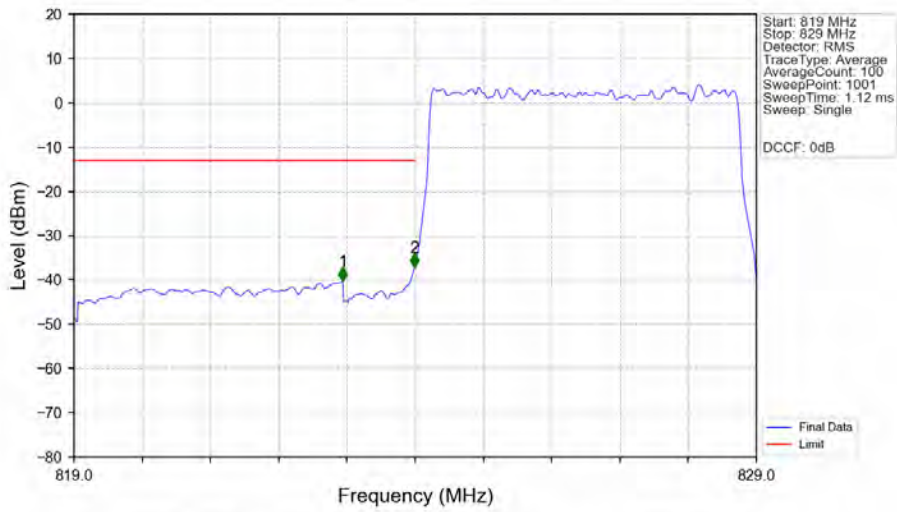
Start (MHz)	Stop (MHz)	RBW (MHz)	Method	Marker No.	Freq (MHz)	Level (dBm)	Limit (dBm)	Result
30	823	0.1	/	1	818.900	-58.42	-13	Pass
823	854	0.1	/	/	/	/	/	/
854	1000	0.1	/	2	869.450	-66.05	-13	Pass

n5_15kHz_SISO_NTNV_5MHz_DFT-s-OFDM_QPSK_826.5MHz_Edge_1RB_Left_Ant0



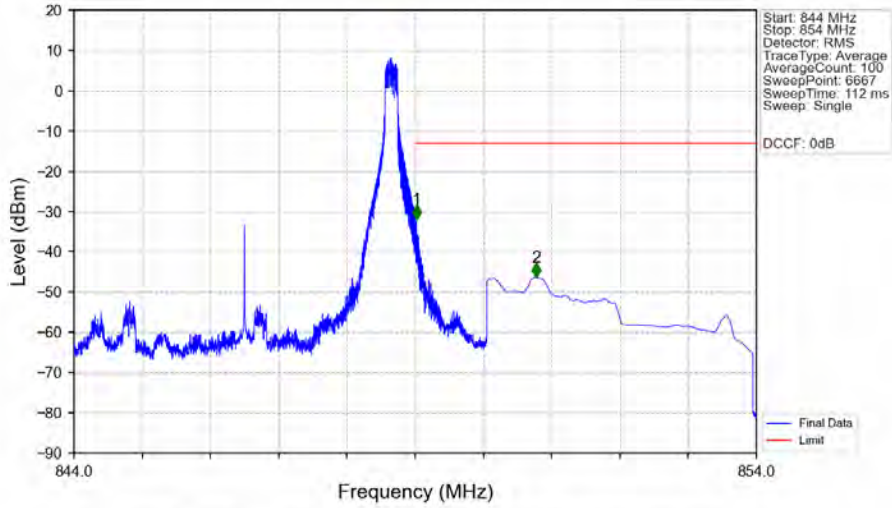
Start (MHz)	Stop (MHz)	RBW (MHz)	Method	Marker No.	Freq (MHz)	Level (dBm)	Limit (dBm)	Result
1000	8490	1	/	1	2772.000	-56.68	-13	Pass

n5_15kHz_SISO_NTNV_5MHz_DFT-s-OFDM_QPSK_826.5MHz_Outer_Full_Ant0



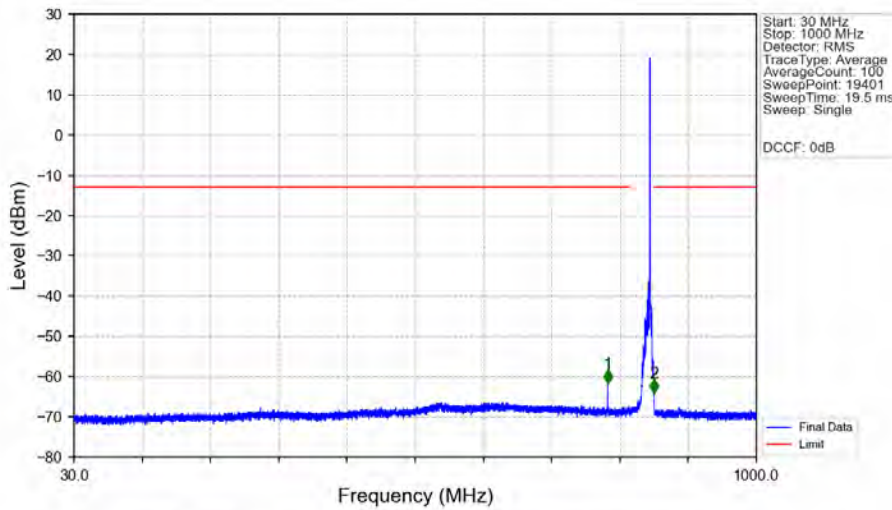
Start (MHz)	Stop (MHz)	RBW (MHz)	Method	Marker No.	Freq (MHz)	Level (dBm)	Limit (dBm)	Result
819	823	0.1	CHP	1	822.940	-40.29	-13	Pass
823	824	0.04938	CHP	2	823.990	-37.12	-13	Pass
824	829	0.04938	CHP	/	/	/	/	/

n5 15kHz SISO NTN 5MHz DFT-s-OFDM QPSK 846.5MHz Edge 1RB Right Ant0



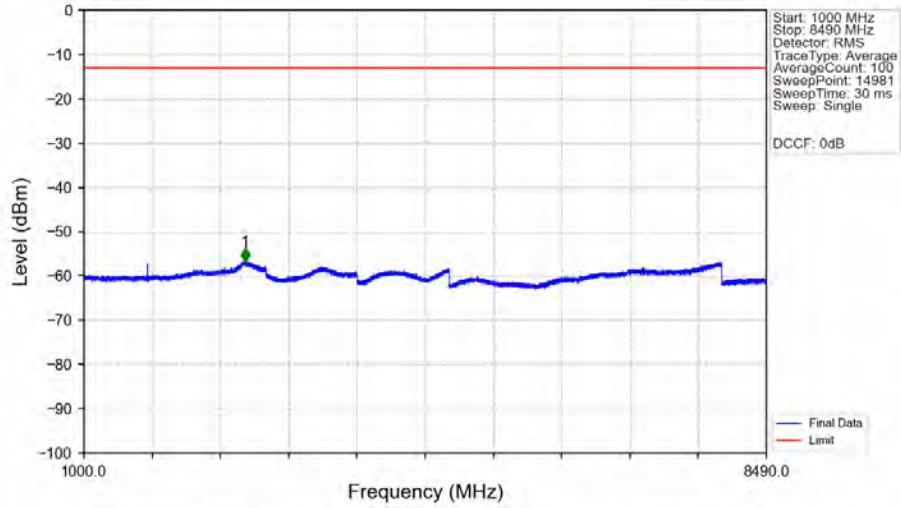
Start (MHz)	Stop (MHz)	RBW (MHz)	Method	Marker No.	Freq (MHz)	Level (dBm)	Limit (dBm)	Result
844	849	0.003	/	/	/	/	/	/
849	850	0.003	/	1	849.018	-31.78	-13	Pass
850	854	0.1	CHP	2	850.772	-46.19	-13	Pass

n5 15kHz SISO NTN 5MHz DFT-s-OFDM QPSK 846.5MHz Edge 1RB Right Ant0



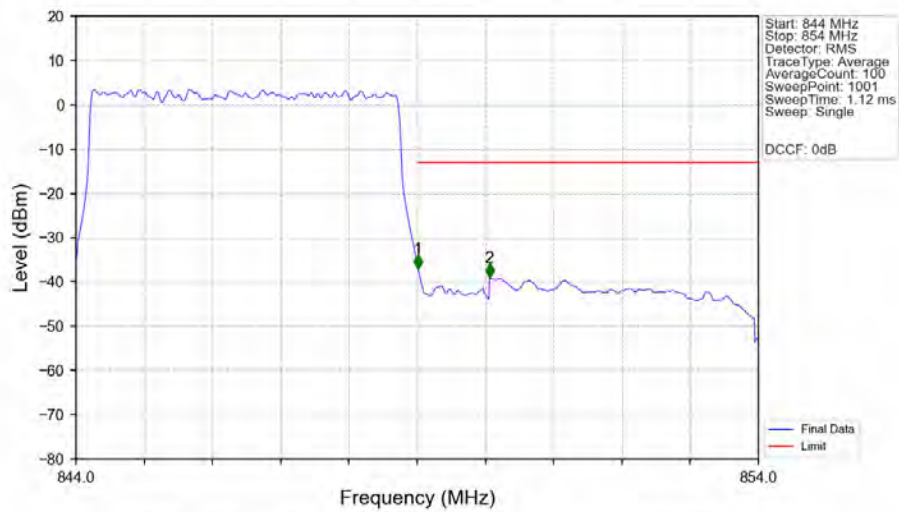
Start (MHz)	Stop (MHz)	RBW (MHz)	Method	Marker No.	Freq (MHz)	Level (dBm)	Limit (dBm)	Result
30	823	0.1	/	1	788.650	-61.62	-13	Pass
823	854	0.1	/	/	/	/	/	/
854	1000	0.1	/	2	854.150	-64.17	-13	Pass

n5 15kHz SISO NTN 5MHz DFT-s-OFDM QPSK 846.5MHz Edge 1RB Right Ant0



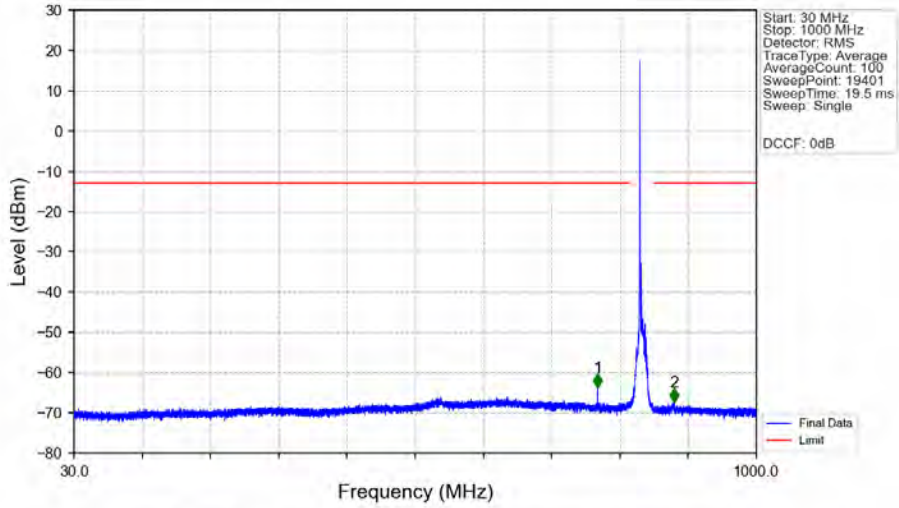
Start (MHz)	Stop (MHz)	RBW (MHz)	Method	Marker No.	Freq (MHz)	Level (dBm)	Limit (dBm)	Result
1000	8490	1	/	1	2767.500	-56.79	-13	Pass

n5 15kHz SISO NTN 5MHz DFT-s-OFDM QPSK 846.5MHz Outer Full Ant0



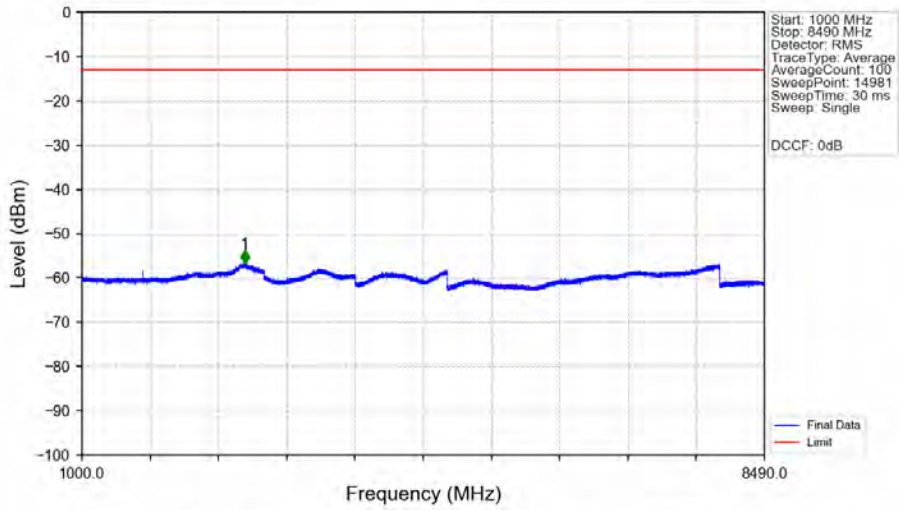
Start (MHz)	Stop (MHz)	RBW (MHz)	Method	Marker No.	Freq (MHz)	Level (dBm)	Limit (dBm)	Result
844	849	0.04905	CHP	/	/	/	/	/
849	850	0.04905	CHP	1	849.010	-36.91	-13	Pass
850	854	0.1	CHP	2	850.060	-38.94	-13	Pass

n5_15kHz_SISO_NTNV_5MHz_CP-OFDM_QPSK_836.5MHz_Edge_1RB_Left_Ant0



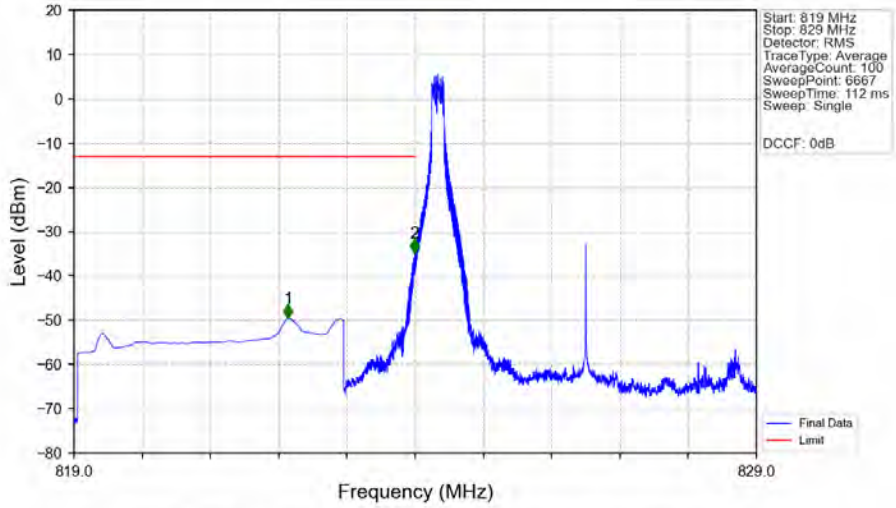
Start (MHz)	Stop (MHz)	RBW (MHz)	Method	Marker No.	Freq (MHz)	Level (dBm)	Limit (dBm)	Result
30	823	0.1	/	1	774.350	-63.67	-13	Pass
823	854	0.1	/	/	/	/	/	/
854	1000	0.1	/	2	883.350	-67.35	-13	Pass

n5_15kHz_SISO_NTNV_5MHz_CP-OFDM_QPSK_836.5MHz_Edge_1RB_Left_Ant0



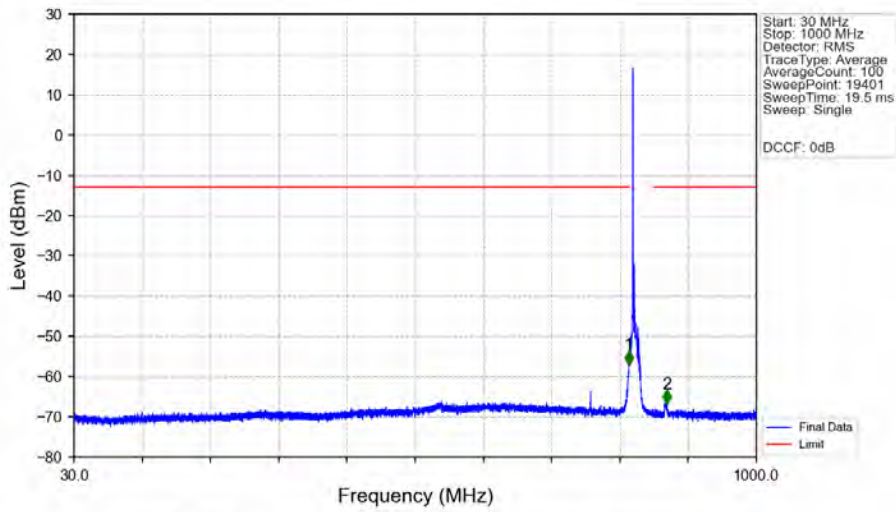
Start (MHz)	Stop (MHz)	RBW (MHz)	Method	Marker No.	Freq (MHz)	Level (dBm)	Limit (dBm)	Result
1000	8490	1	/	1	2785.000	-56.78	-13	Pass

n5_15kHz_SISO_NTNV_5MHz_CP-OFDM_QPSK_826.5MHz_Edge_1RB_Left_Ant0



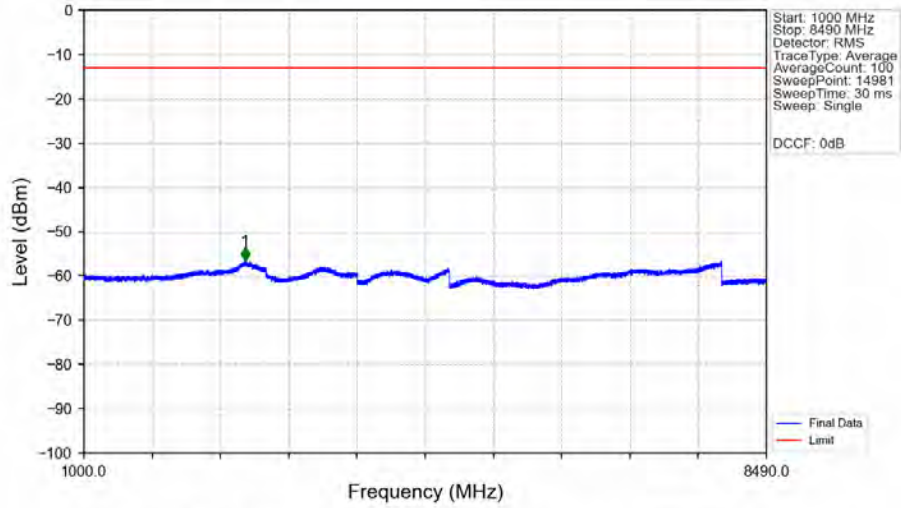
Start (MHz)	Stop (MHz)	RBW (MHz)	Method	Marker No.	Freq (MHz)	Level (dBm)	Limit (dBm)	Result
819	823	0.1	CHP	1	822.134	-49.48	-13	Pass
823	824	0.003	/	2	823.992	-34.84	-13	Pass
824	829	0.003	/	/	/	/	/	/

n5_15kHz_SISO_NTNV_5MHz_CP-OFDM_QPSK_826.5MHz_Edge_1RB_Left_Ant0



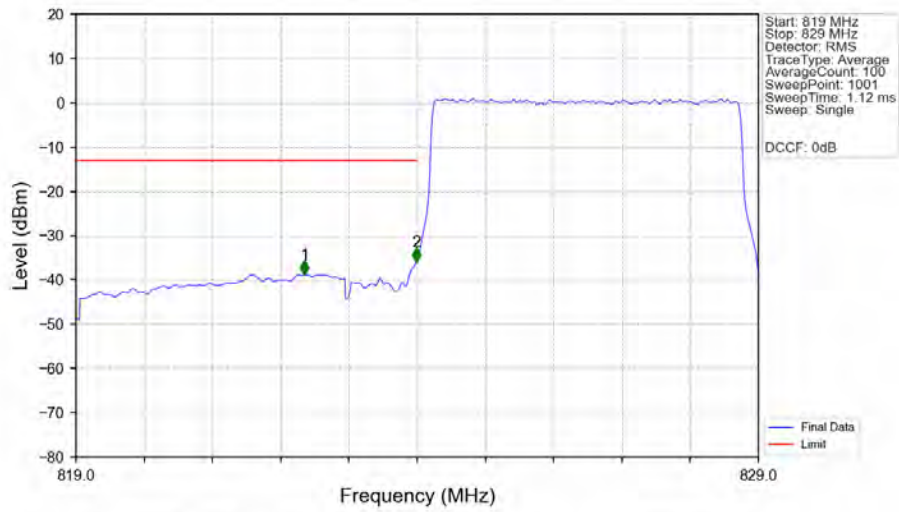
Start (MHz)	Stop (MHz)	RBW (MHz)	Method	Marker No.	Freq (MHz)	Level (dBm)	Limit (dBm)	Result
30	823	0.1	/	1	818.900	-57.00	-13	Pass
823	854	0.1	/	/	/	/	/	/
854	1000	0.1	/	2	872.600	-66.64	-13	Pass

n5_15kHz_SISO_NTNV_5MHz_CP-OFDM_QPSK_826.5MHz_Edge_1RB_Left_Ant0



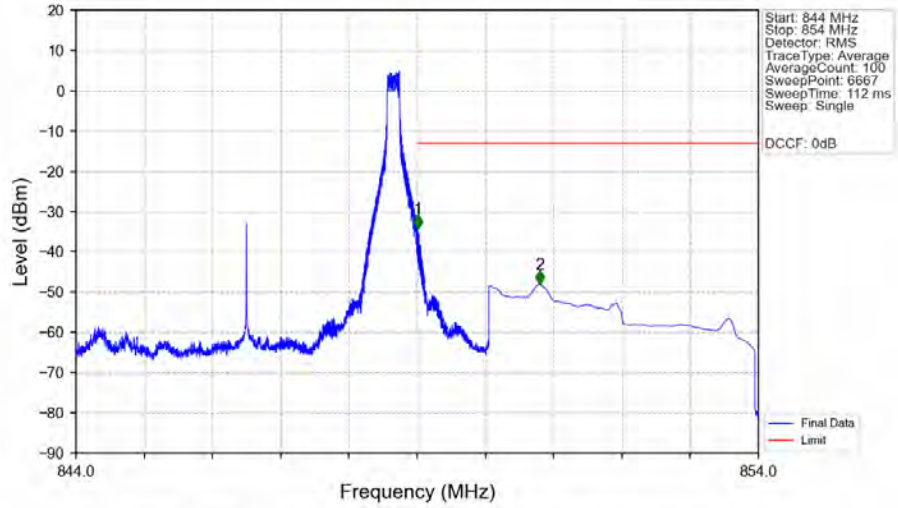
Start (MHz)	Stop (MHz)	RBW (MHz)	Method	Marker No.	Freq (MHz)	Level (dBm)	Limit (dBm)	Result
1000	8490	1	/	1	2766.500	-56.56	-13	Pass

n5_15kHz_SISO_NTNV_5MHz_CP-OFDM_QPSK_826.5MHz_Outer_Full_Ant0



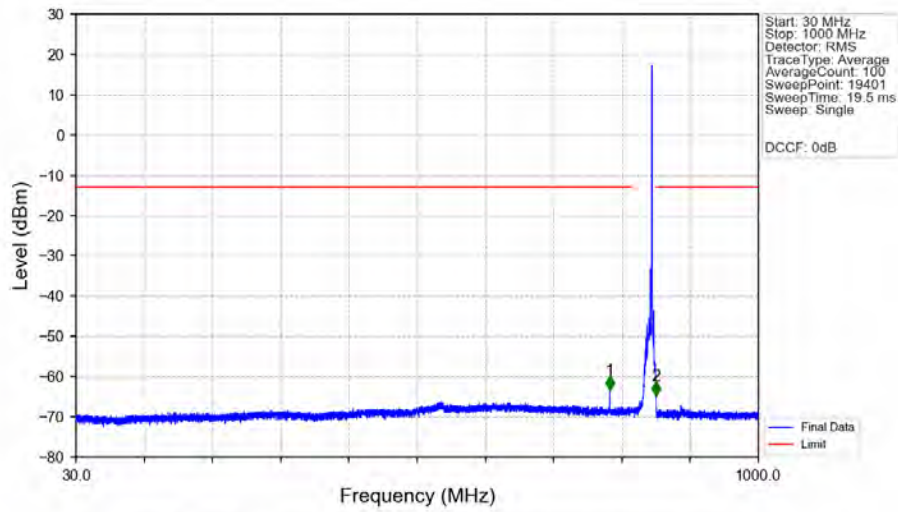
Start (MHz)	Stop (MHz)	RBW (MHz)	Method	Marker No.	Freq (MHz)	Level (dBm)	Limit (dBm)	Result
819	823	0.1	CHP	1	822.350	-38.75	-13	Pass
823	824	0.04976	CHP	2	823.990	-35.85	-13	Pass
824	829	0.04976	CHP	/	/	/	/	/

n5 15kHz SISO NTN 5MHz CP-OFDM QPSK 846.5MHz Edge 1RB Right Ant0



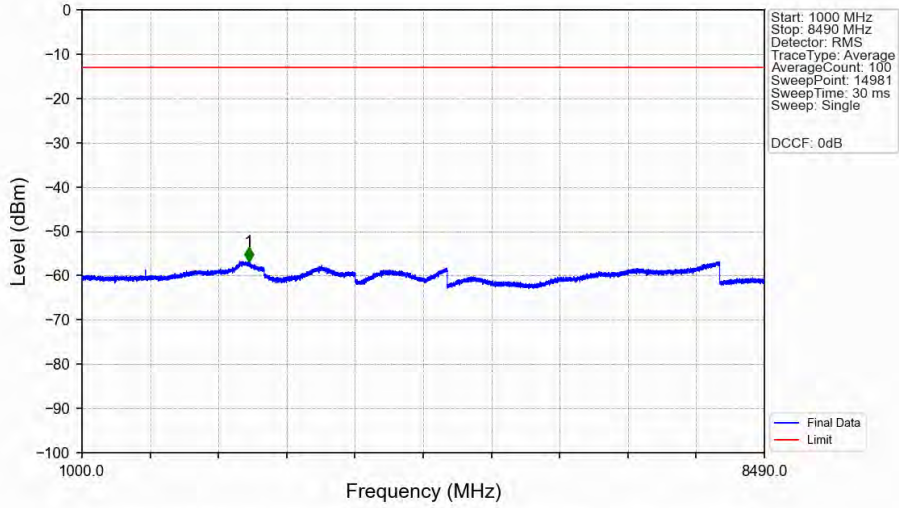
Start (MHz)	Stop (MHz)	RBW (MHz)	Method	Marker No.	Freq (MHz)	Level (dBm)	Limit (dBm)	Result
844	849	0.003	/	/	/	/	/	/
849	850	0.003	/	1	849.009	-34.26	-13	Pass
850	854	0.1	CHP	2	850.800	-48.04	-13	Pass

n5 15kHz SISO NTN 5MHz CP-OFDM QPSK 846.5MHz Edge 1RB Right Ant0



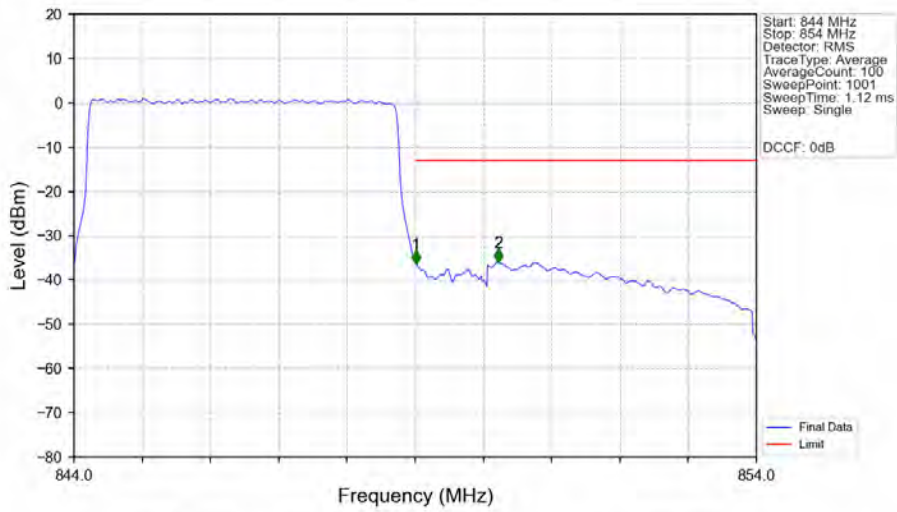
Start (MHz)	Stop (MHz)	RBW (MHz)	Method	Marker No.	Freq (MHz)	Level (dBm)	Limit (dBm)	Result
30	823	0.1	/	1	788.700	-63.25	-13	Pass
823	854	0.1	/	/	/	/	/	/
854	1000	0.1	/	2	854.050	-64.70	-13	Pass

n5 15kHz SISO NTVN 5MHz CP-OFDM QPSK 846.5MHz Edge 1RB Right Ant0



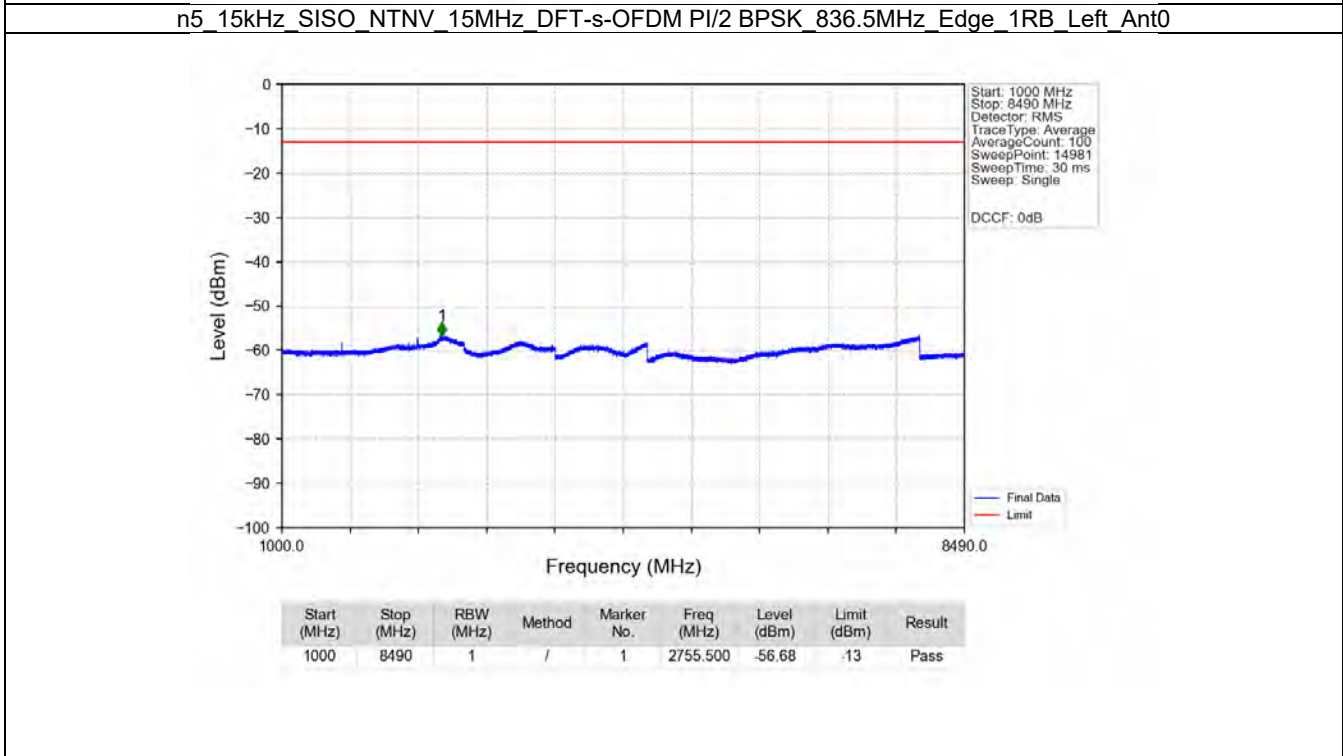
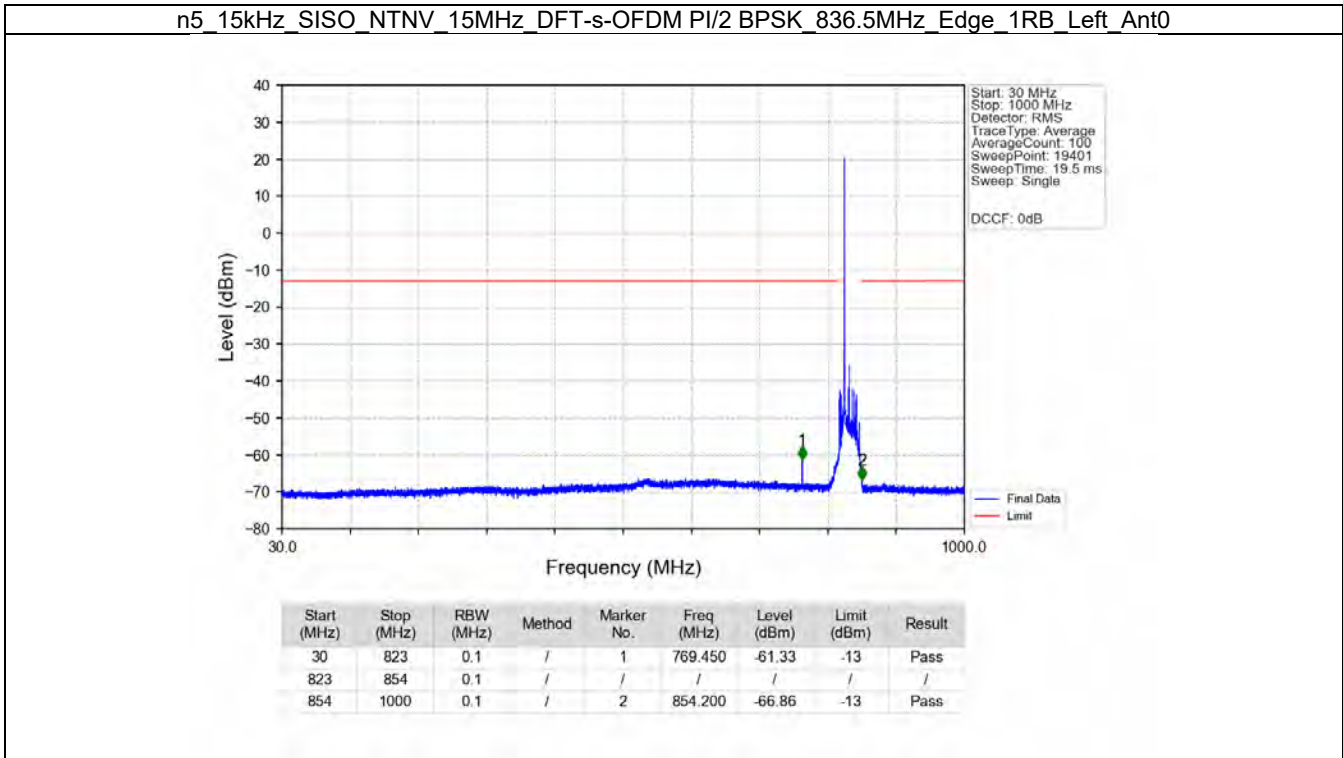
Start (MHz)	Stop (MHz)	RBW (MHz)	Method	Marker No.	Freq (MHz)	Level (dBm)	Limit (dBm)	Result
1000	8490	1	/	1	2829.500	-56.72	-13	Pass

n5 15kHz SISO NTVN 5MHz CP-OFDM QPSK 846.5MHz Outer Full Ant0

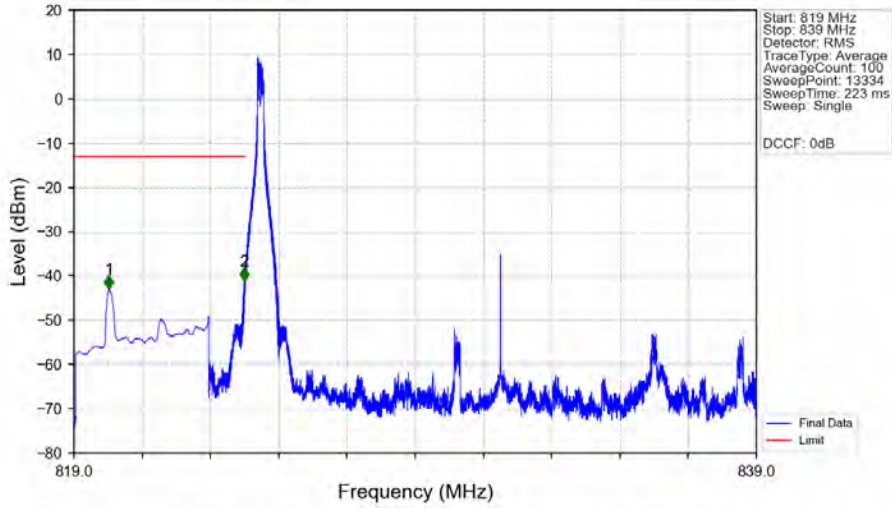


Start (MHz)	Stop (MHz)	RBW (MHz)	Method	Marker No.	Freq (MHz)	Level (dBm)	Limit (dBm)	Result
844	849	0.04917	CHP	/	/	/	/	/
849	850	0.04917	CHP	1	849.010	-36.39	-13	Pass
850	854	0.1	CHP	2	850.220	-35.99	-13	Pass

5.2.2 15k_SISO_15MHz_NTNV

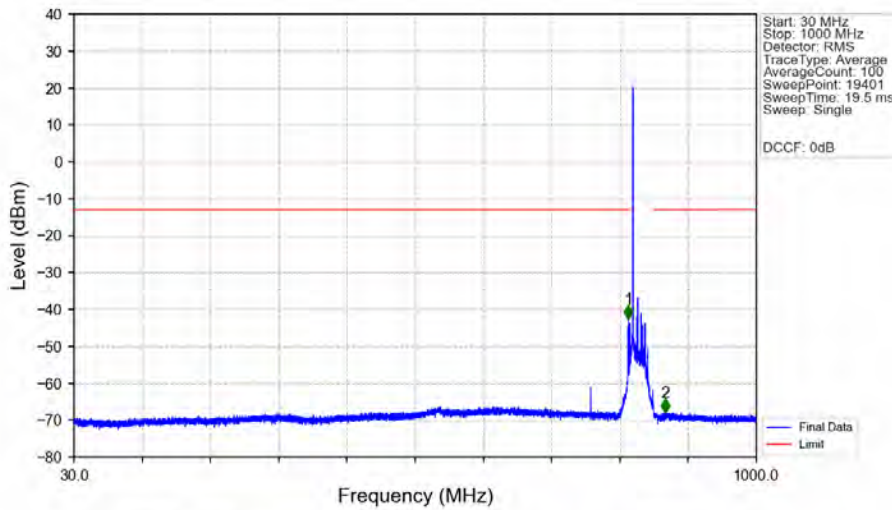


n5_15kHz_SISO_NTNV_15MHz_DFT-s-OFDM_PI/2_BPSK_831.5MHz_Edge_1RB_Left_Ant0



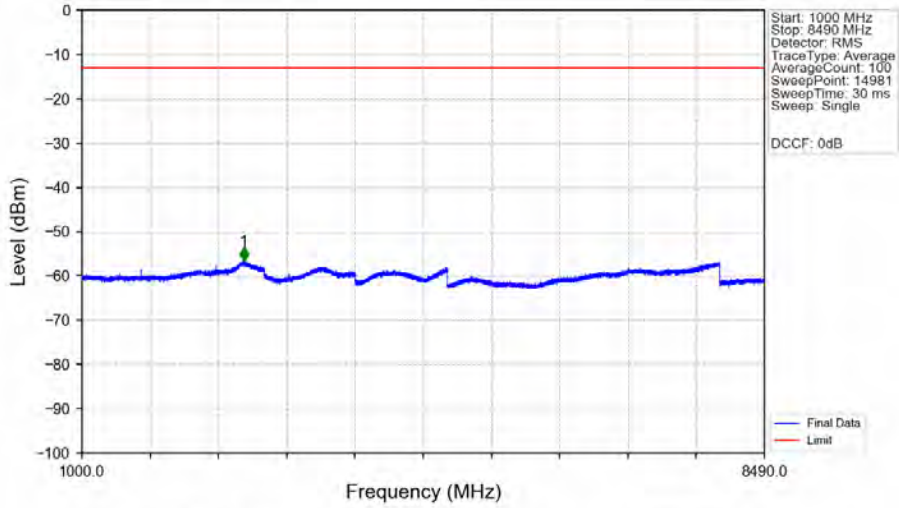
Start (MHz)	Stop (MHz)	RBW (MHz)	Method	Marker No.	Freq (MHz)	Level (dBm)	Limit (dBm)	Result
819	823	0.1	CHP	1	820.023	-42.99	-13	Pass
823	824	0.003	/	2	823.994	-41.12	-13	Pass
824	839	0.003	/	/	/	/	/	/

n5_15kHz_SISO_NTNV_15MHz_DFT-s-OFDM_PI/2_BPSK_831.5MHz_Edge_1RB_Left_Ant0



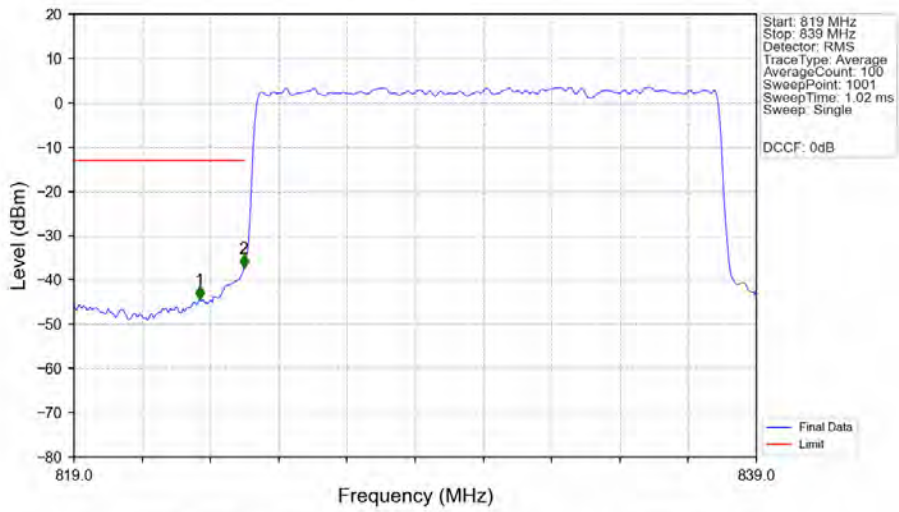
Start (MHz)	Stop (MHz)	RBW (MHz)	Method	Marker No.	Freq (MHz)	Level (dBm)	Limit (dBm)	Result
30	823	0.1	/	1	818.250	-42.50	-13	Pass
823	854	0.1	/	/	/	/	/	/
854	1000	0.1	/	2	870.350	-67.98	-13	Pass

n5_15kHz_SISO_NTNV_15MHz_DFT-s-OFDM_PI/2_BPSK_831.5MHz_Edge_1RB_Left_Ant0



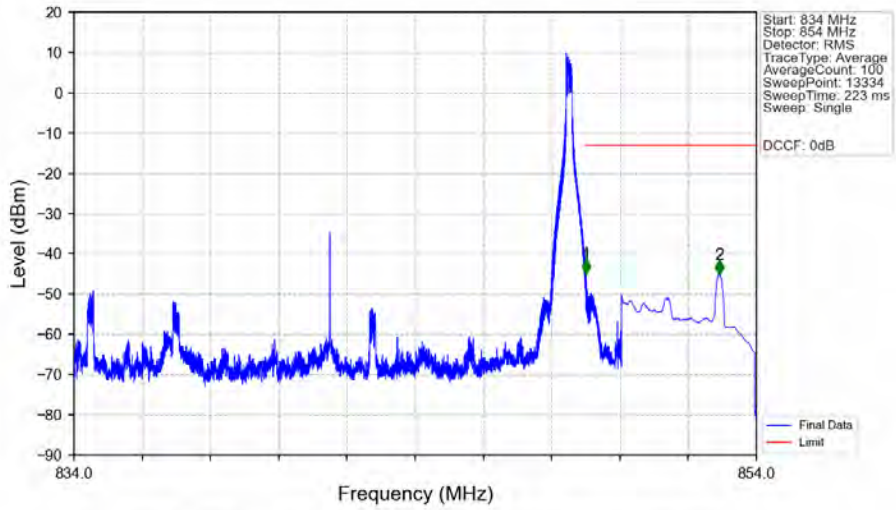
Start (MHz)	Stop (MHz)	RBW (MHz)	Method	Marker No.	Freq (MHz)	Level (dBm)	Limit (dBm)	Result
1000	8490	1	/	1	2776.000	-56.67	-13	Pass

n5_15kHz_SISO_NTNV_15MHz_DFT-s-OFDM_PI/2_BPSK_831.5MHz_Outer_Full_Ant0



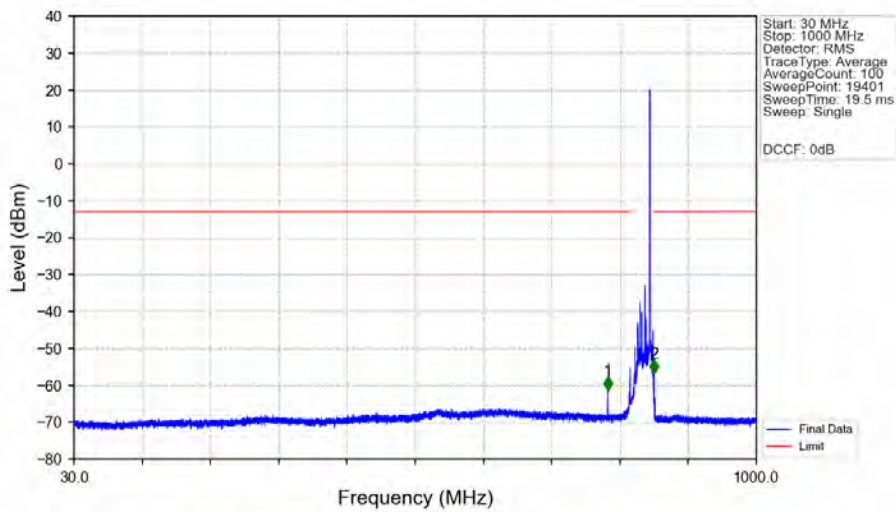
Start (MHz)	Stop (MHz)	RBW (MHz)	Method	Marker No.	Freq (MHz)	Level (dBm)	Limit (dBm)	Result
819	823	0.1	/	1	822.680	-44.48	-13	Pass
823	824	0.14265	CHP	2	823.980	-37.35	-13	Pass
824	839	0.14265	CHP	/	/	/	/	/

n5 15kHz SISO NTV 15MHz DFT-s-OFDM PI/2 BPSK 841.5MHz Edge 1RB Right Ant0



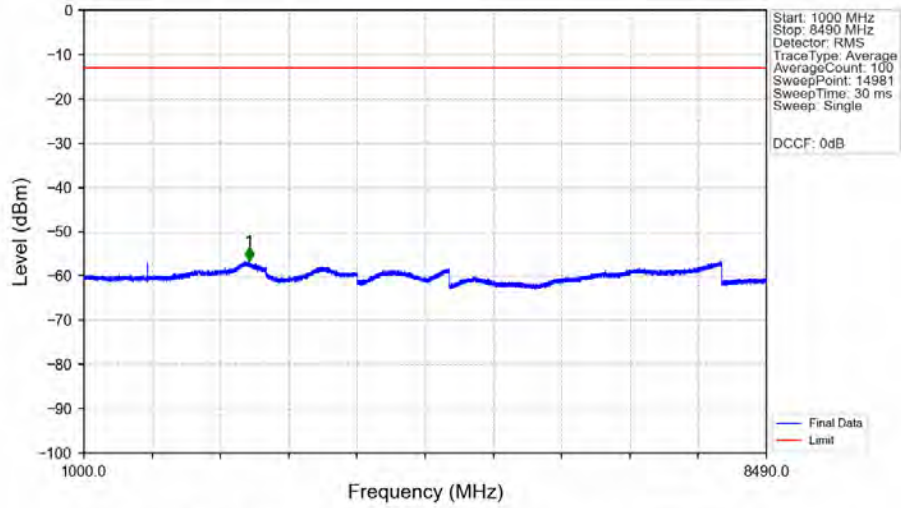
Start (MHz)	Stop (MHz)	RBW (MHz)	Method	Marker No.	Freq (MHz)	Level (dBm)	Limit (dBm)	Result
834	849	0.003	/	/	/	/	/	/
849	850	0.003	/	1	849.006	-44.90	-13	Pass
850	854	0.1	CHP	2	852.912	-45.10	-13	Pass

n5 15kHz SISO NTV 15MHz DFT-s-OFDM PI/2 BPSK 841.5MHz Edge 1RB Right Ant0



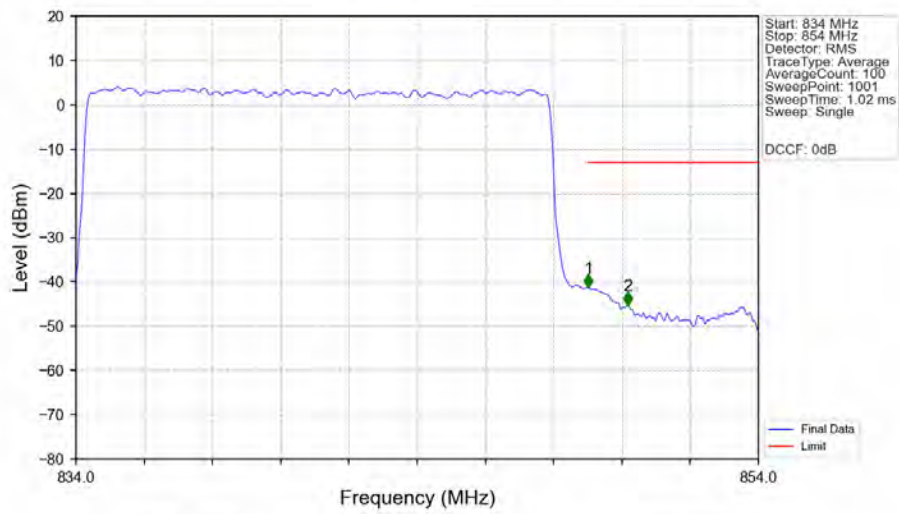
Start (MHz)	Stop (MHz)	RBW (MHz)	Method	Marker No.	Freq (MHz)	Level (dBm)	Limit (dBm)	Result
30	823	0.1	/	1	788.600	-61.45	-13	Pass
823	854	0.1	/	/	/	/	/	/
854	1000	0.1	/	2	854.750	-56.70	-13	Pass

n5 15kHz SISO NTV 15MHz DFT-s-OFDM PI/2 BPSK 841.5MHz Edge_1RB_Right Ant0



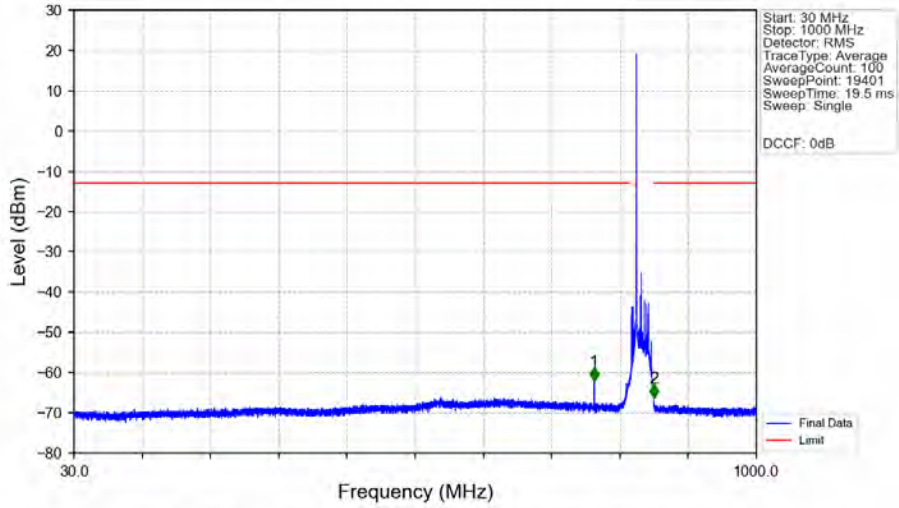
Start (MHz)	Stop (MHz)	RBW (MHz)	Method	Marker No.	Freq (MHz)	Level (dBm)	Limit (dBm)	Result
1000	8490	1	/	1	2813.500	-56.60	-13	Pass

n5 15kHz SISO NTV 15MHz DFT-s-OFDM PI/2 BPSK 841.5MHz Outer_Full Ant0



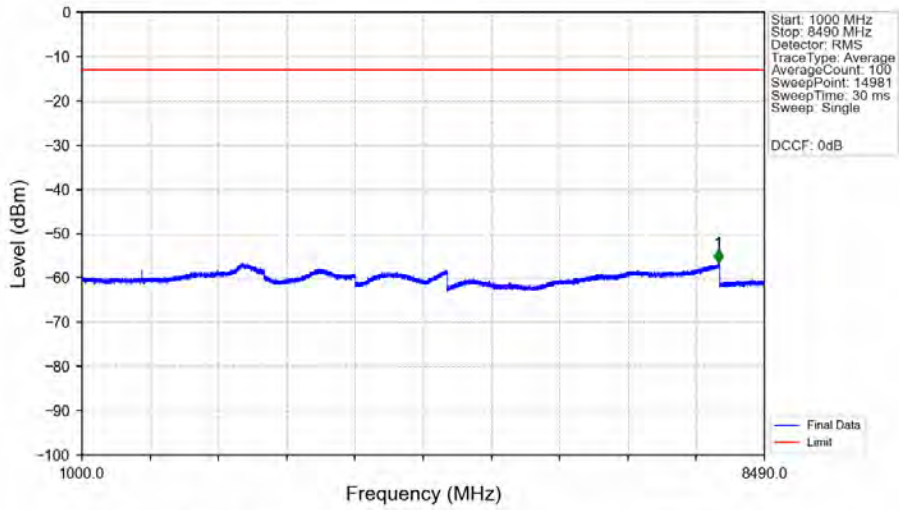
Start (MHz)	Stop (MHz)	RBW (MHz)	Method	Marker No.	Freq (MHz)	Level (dBm)	Limit (dBm)	Result
834	849	0.14972	CHP	/	/	/	/	/
849	850	0.14972	CHP	1	849.020	-41.37	-13	Pass
850	854	0.1	/	2	850.180	-45.31	-13	Pass

n5 15kHz SISO NTV 15MHz DFT-s-OFDM QPSK 836.5MHz Edge 1RB Left Ant0



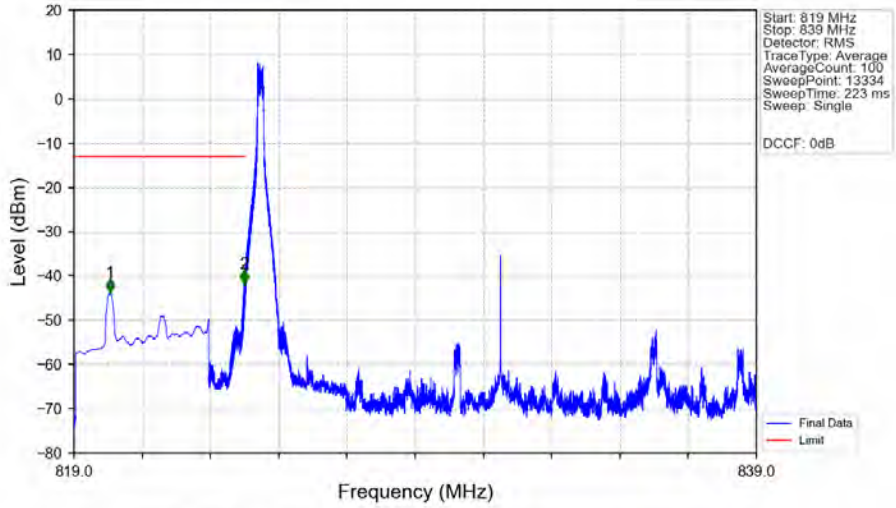
Start (MHz)	Stop (MHz)	RBW (MHz)	Method	Marker No.	Freq (MHz)	Level (dBm)	Limit (dBm)	Result
30	823	0.1	/	1	769.500	-62.04	-13	Pass
823	854	0.1	/	/	/	/	/	/
854	1000	0.1	/	2	854.050	-66.41	-13	Pass

n5 15kHz SISO NTV 15MHz DFT-s-OFDM QPSK 836.5MHz Edge 1RB Left Ant0



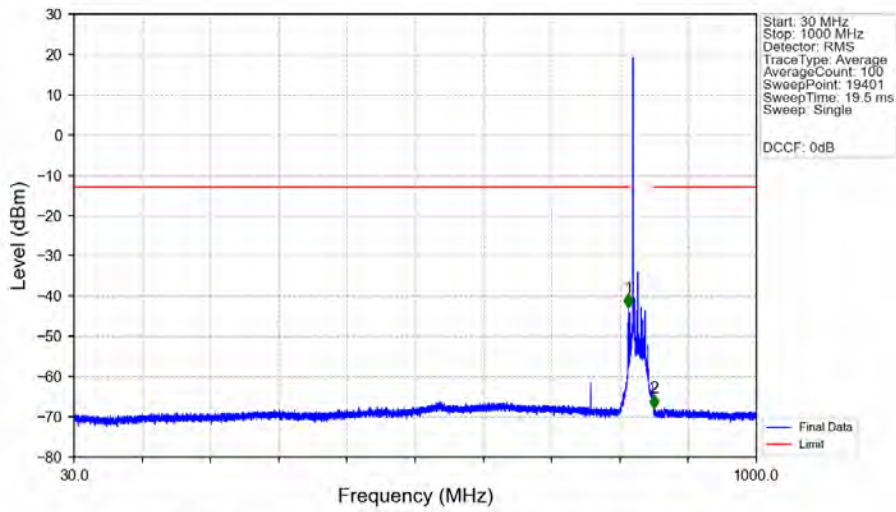
Start (MHz)	Stop (MHz)	RBW (MHz)	Method	Marker No.	Freq (MHz)	Level (dBm)	Limit (dBm)	Result
1000	8490	1	/	1	7983.500	-56.66	-13	Pass

n5 15kHz SISO NTNV 15MHz DFT-s-OFDM QPSK 831.5MHz Edge 1RB Left Ant0



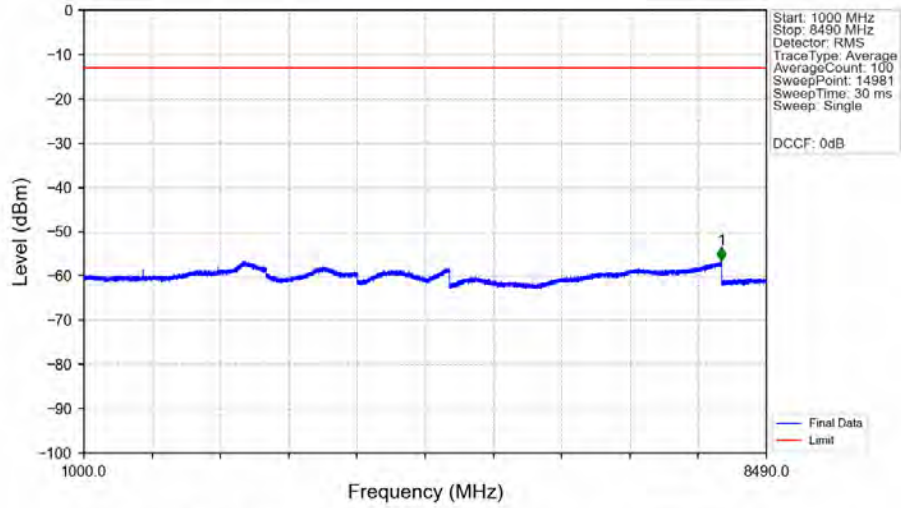
Start (MHz)	Stop (MHz)	RBW (MHz)	Method	Marker No.	Freq (MHz)	Level (dBm)	Limit (dBm)	Result
819	823	0.1	CHP	1	820.058	-43.77	-13	Pass
823	824	0.003	/	2	823.991	-41.68	-13	Pass
824	839	0.003	/	/	/	/	/	/

n5 15kHz SISO NTNV 15MHz DFT-s-OFDM QPSK 831.5MHz Edge 1RB Left Ant0



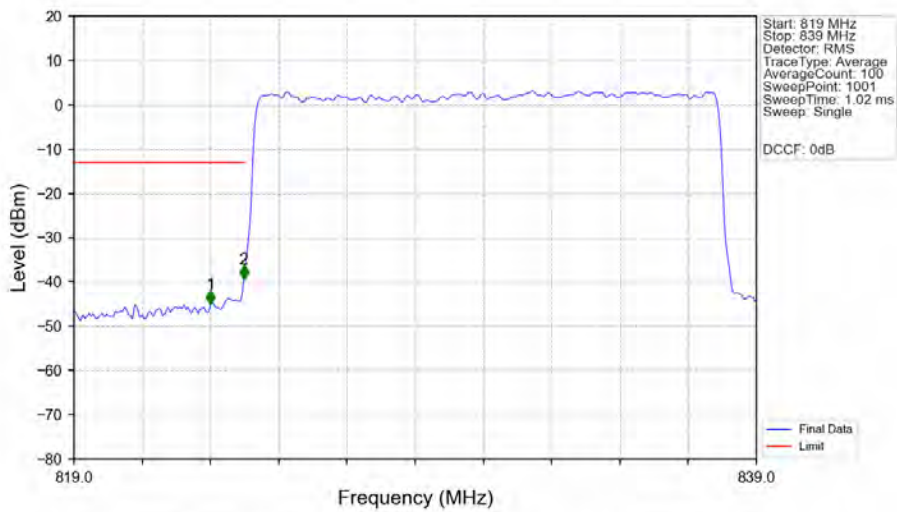
Start (MHz)	Stop (MHz)	RBW (MHz)	Method	Marker No.	Freq (MHz)	Level (dBm)	Limit (dBm)	Result
30	823	0.1	/	1	818.250	-42.96	-13	Pass
823	854	0.1	/	/	/	/	/	/
854	1000	0.1	/	2	854.050	-67.82	-13	Pass

n5 15kHz SISO NTN 15MHz DFT-s-OFDM QPSK 831.5MHz Edge 1RB Left Ant0



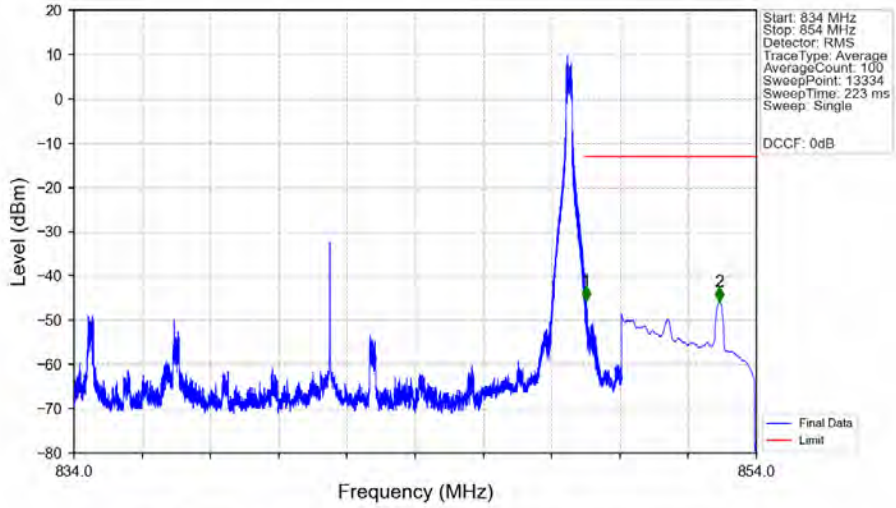
Start (MHz)	Stop (MHz)	RBW (MHz)	Method	Marker No.	Freq (MHz)	Level (dBm)	Limit (dBm)	Result
1000	8490	1	/	1	7996.000	-56.51	-13	Pass

n5 15kHz SISO NTN 15MHz DFT-s-OFDM QPSK 831.5MHz Outer Full Ant0



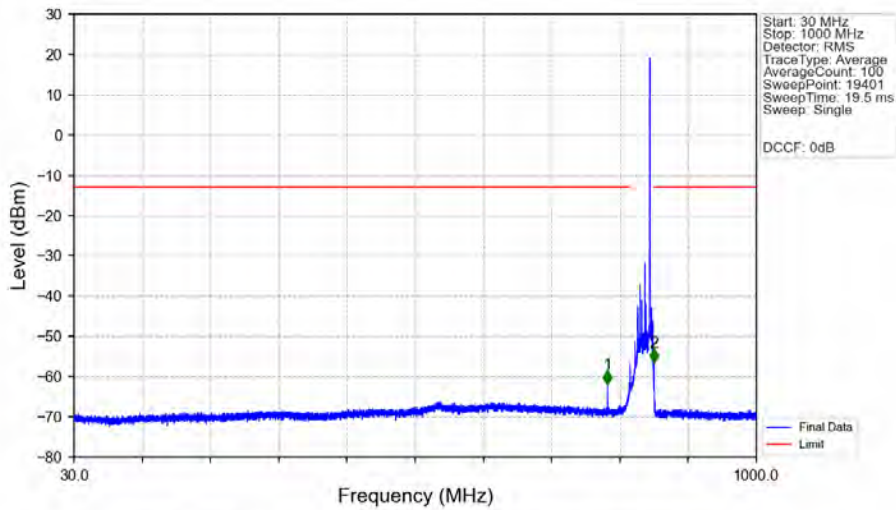
Start (MHz)	Stop (MHz)	RBW (MHz)	Method	Marker No.	Freq (MHz)	Level (dBm)	Limit (dBm)	Result
819	823	0.1	/	1	823.000	-44.96	-13	Pass
823	824	0.14216	CHP	2	823.980	-39.31	-13	Pass
824	839	0.14216	CHP	/	/	/	/	/

n5_15kHz_SISO_NTNV_15MHz_DFT-s-OFDM_QPSK_841.5MHz_Edge_1RB_Right_Ant0



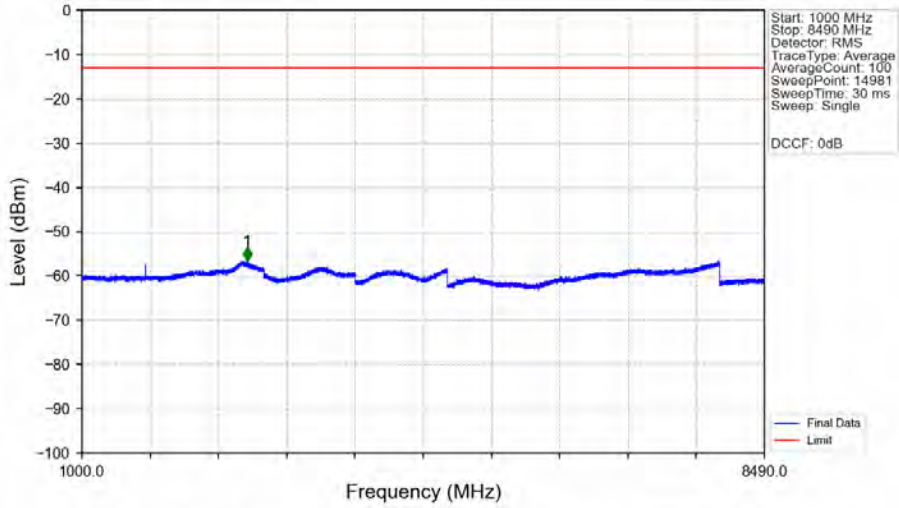
Start (MHz)	Stop (MHz)	RBW (MHz)	Method	Marker No.	Freq (MHz)	Level (dBm)	Limit (dBm)	Result
834	849	0.003	/	/	/	/	/	/
849	850	0.003	/	1	849.008	-45.48	-13	Pass
850	854	0.1	CHP	2	852.915	-45.63	-13	Pass

n5_15kHz_SISO_NTNV_15MHz_DFT-s-OFDM_QPSK_841.5MHz_Edge_1RB_Right_Ant0



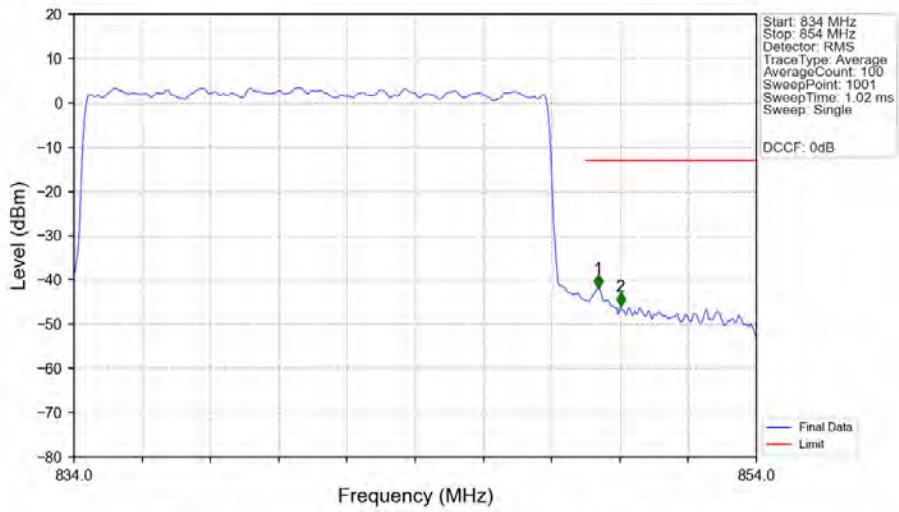
Start (MHz)	Stop (MHz)	RBW (MHz)	Method	Marker No.	Freq (MHz)	Level (dBm)	Limit (dBm)	Result
30	823	0.1	/	1	788.450	-61.86	-13	Pass
823	854	0.1	/	/	/	/	/	/
854	1000	0.1	/	2	854.750	-56.53	-13	Pass

n5_15kHz_SISO_NTNV_15MHz_DFT-s-OFDM_QPSK_841.5MHz_Edge_1RB_Right_Ant0



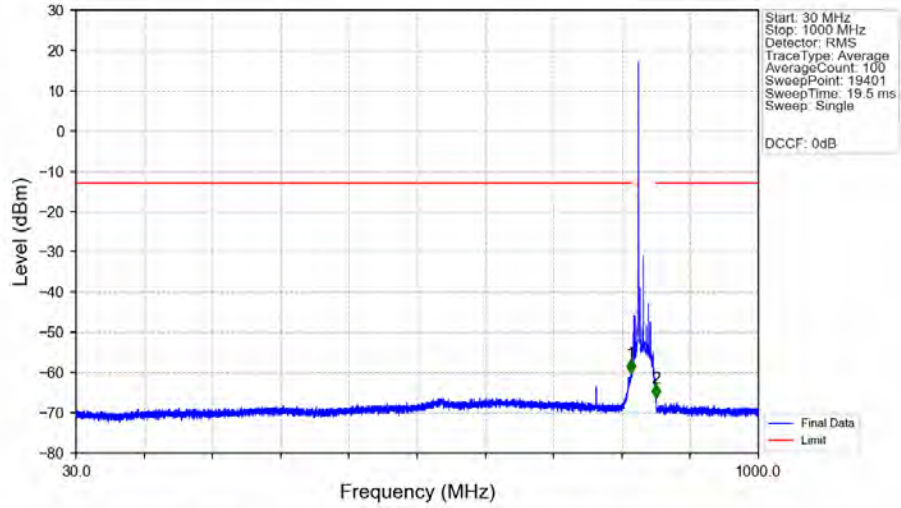
Start (MHz)	Stop (MHz)	RBW (MHz)	Method	Marker No.	Freq (MHz)	Level (dBm)	Limit (dBm)	Result
1000	8490	1	/	1	2814.000	-56.60	-13	Pass

n5_15kHz_SISO_NTNV_15MHz_DFT-s-OFDM_QPSK_841.5MHz_Outer_Full_Ant0



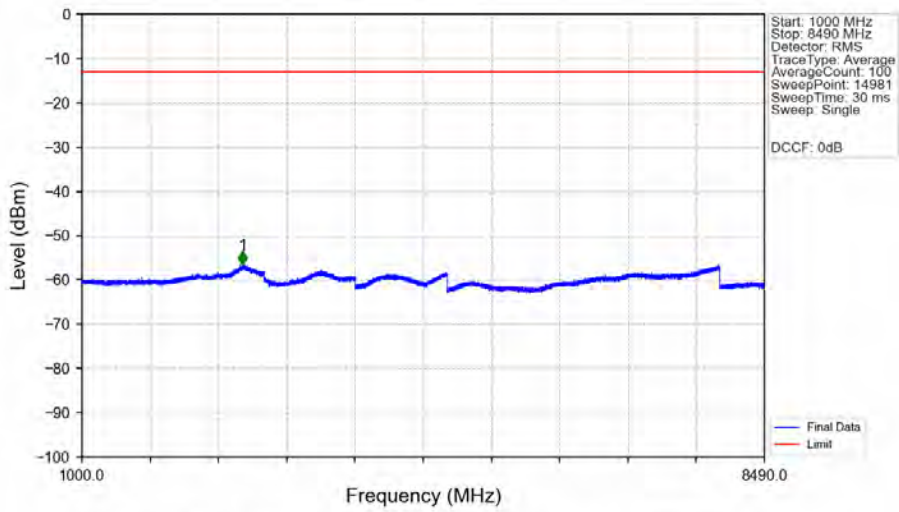
Start (MHz)	Stop (MHz)	RBW (MHz)	Method	Marker No.	Freq (MHz)	Level (dBm)	Limit (dBm)	Result
834	849	0.14308	CHP	/	/	/	/	/
849	850	0.14308	CHP	1	849.360	-41.87	-13	Pass
850	854	0.1	/	2	850.020	-45.92	-13	Pass

n5 15kHz SISO NTV 15MHz CP-OFDM QPSK 836.5MHz Edge 1RB Left Ant0



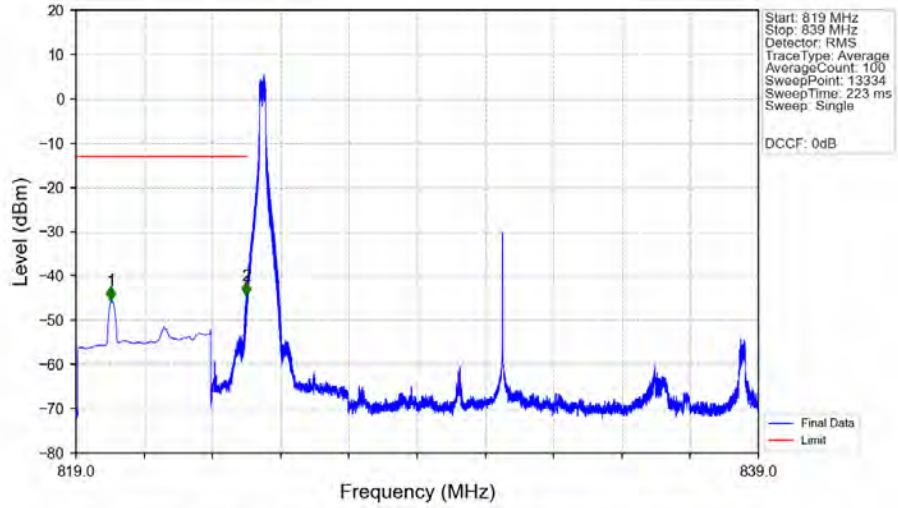
Start (MHz)	Stop (MHz)	RBW (MHz)	Method	Marker No.	Freq (MHz)	Level (dBm)	Limit (dBm)	Result
30	823	0.1	/	1	818.900	-60.06	-13	Pass
823	854	0.1	/	/	/	/	/	/
854	1000	0.1	/	2	854.300	-66.36	-13	Pass

n5 15kHz SISO NTV 15MHz CP-OFDM QPSK 836.5MHz Edge 1RB Left Ant0



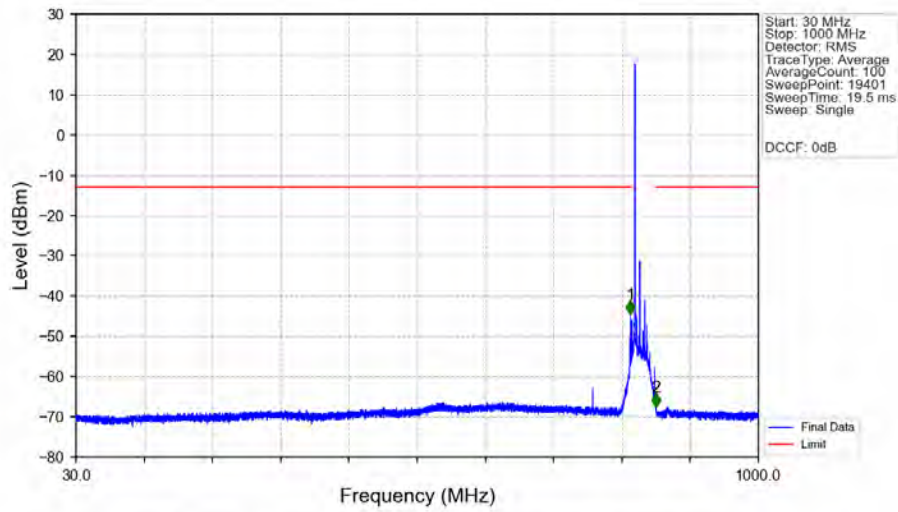
Start (MHz)	Stop (MHz)	RBW (MHz)	Method	Marker No.	Freq (MHz)	Level (dBm)	Limit (dBm)	Result
1000	8490	1	/	1	2766.000	-56.62	-13	Pass

n5 15kHz SISO NTV 15MHz CP-OFDM QPSK 831.5MHz Edge 1RB Left Ant0



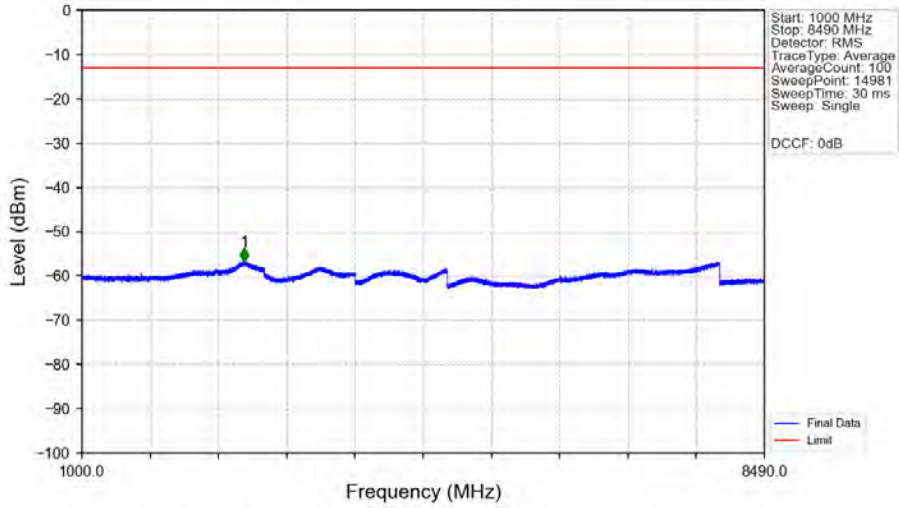
Start (MHz)	Stop (MHz)	RBW (MHz)	Method	Marker No.	Freq (MHz)	Level (dBm)	Limit (dBm)	Result
819	823	0.1	CHP	1	820.022	-45.59	-13	Pass
823	824	0.003	/	2	823.994	-44.38	-13	Pass
824	839	0.003	/	/	/	/	/	/

n5 15kHz SISO NTV 15MHz CP-OFDM QPSK 831.5MHz Edge 1RB Left Ant0



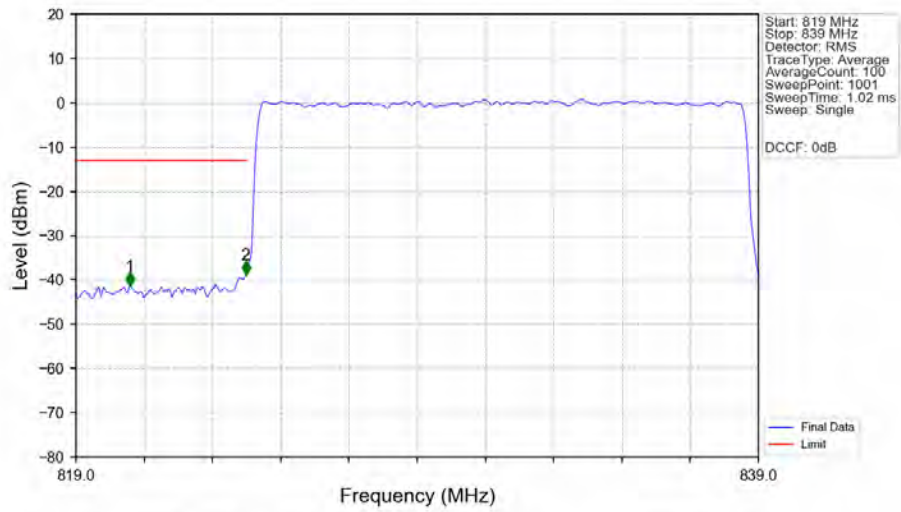
Start (MHz)	Stop (MHz)	RBW (MHz)	Method	Marker No.	Freq (MHz)	Level (dBm)	Limit (dBm)	Result
30	823	0.1	/	1	818.250	-44.44	-13	Pass
823	854	0.1	/	/	/	/	/	/
854	1000	0.1	/	2	854.450	-67.50	-13	Pass

n5 15kHz SISO NTV 15MHz CP-OFDM QPSK 831.5MHz Edge 1RB Left Ant0



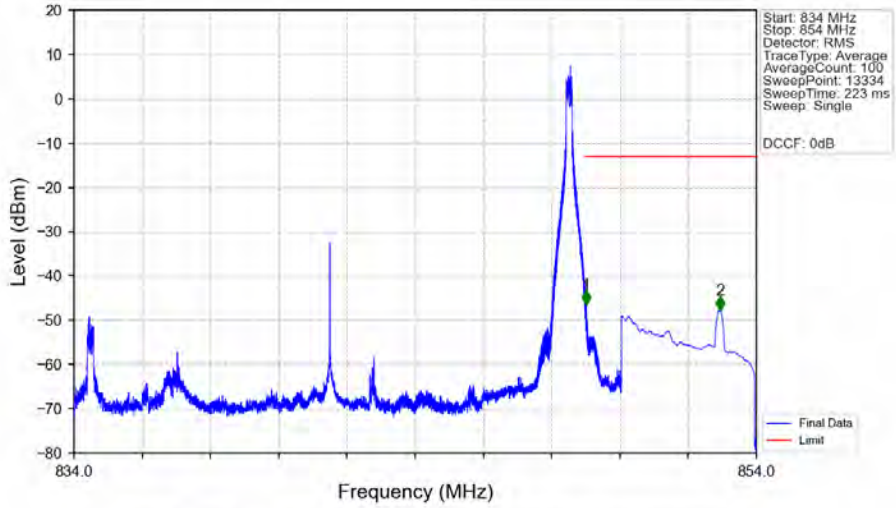
Start (MHz)	Stop (MHz)	RBW (MHz)	Method	Marker No.	Freq (MHz)	Level (dBm)	Limit (dBm)	Result
1000	8490	1	/	1	2783.500	-56.81	-13	Pass

n5 15kHz SISO NTV 15MHz CP-OFDM QPSK 831.5MHz Outer Full Ant0



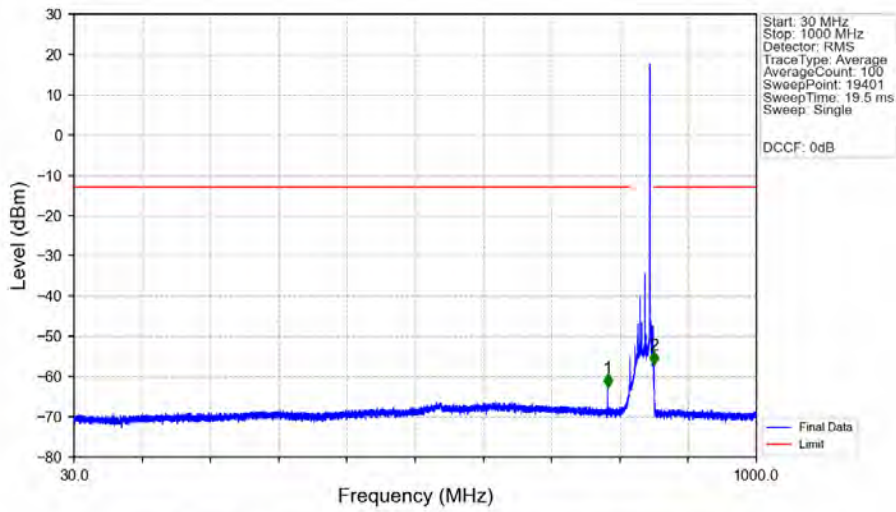
Start (MHz)	Stop (MHz)	RBW (MHz)	Method	Marker No.	Freq (MHz)	Level (dBm)	Limit (dBm)	Result
819	823	0.1	/	1	820.580	-41.32	-13	Pass
823	824	0.14264	CHP	2	823.980	-38.84	-13	Pass
824	839	0.14264	CHP	/	/	/	/	/

n5_15kHz_SISO_NTNV_15MHz_CP-OFDM_QPSK_841.5MHz_Edge_1RB_Right_Ant0



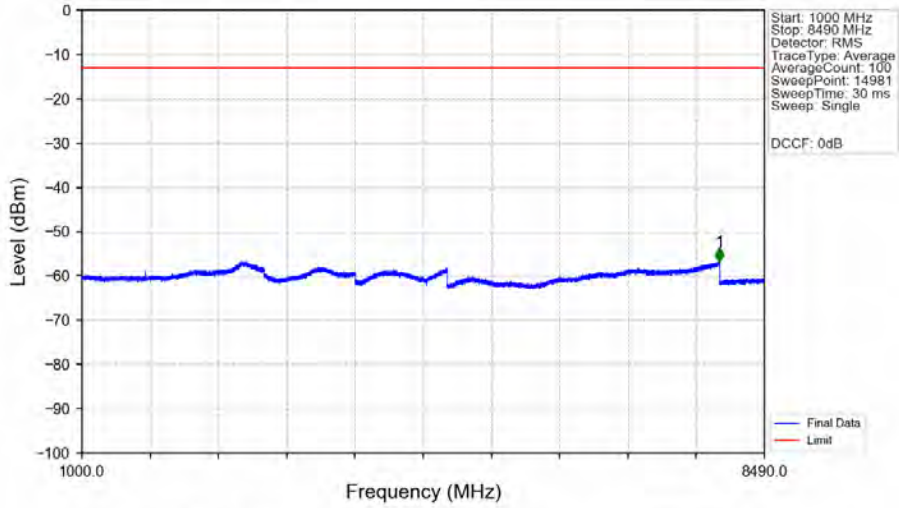
Start (MHz)	Stop (MHz)	RBW (MHz)	Method	Marker No.	Freq (MHz)	Level (dBm)	Limit (dBm)	Result
834	849	0.003	/	/	/	/	/	/
849	850	0.003	/	1	849.008	-46.40	-13	Pass
850	854	0.1	CHP	2	852.944	-47.63	-13	Pass

n5_15kHz_SISO_NTNV_15MHz_CP-OFDM_QPSK_841.5MHz_Edge_1RB_Right_Ant0



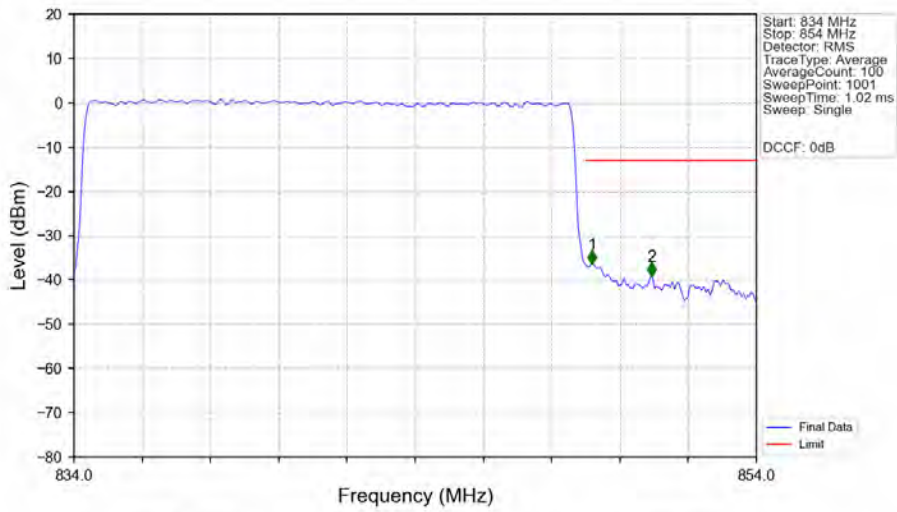
Start (MHz)	Stop (MHz)	RBW (MHz)	Method	Marker No.	Freq (MHz)	Level (dBm)	Limit (dBm)	Result
30	823	0.1	/	1	788.550	-62.78	-13	Pass
823	854	0.1	/	/	/	/	/	/
854	1000	0.1	/	2	854.750	-57.05	-13	Pass

n5_15kHz_SISO_NTNV_15MHz_CP-OFDM_QPSK_841.5MHz_Edge_1RB_Right_Ant0



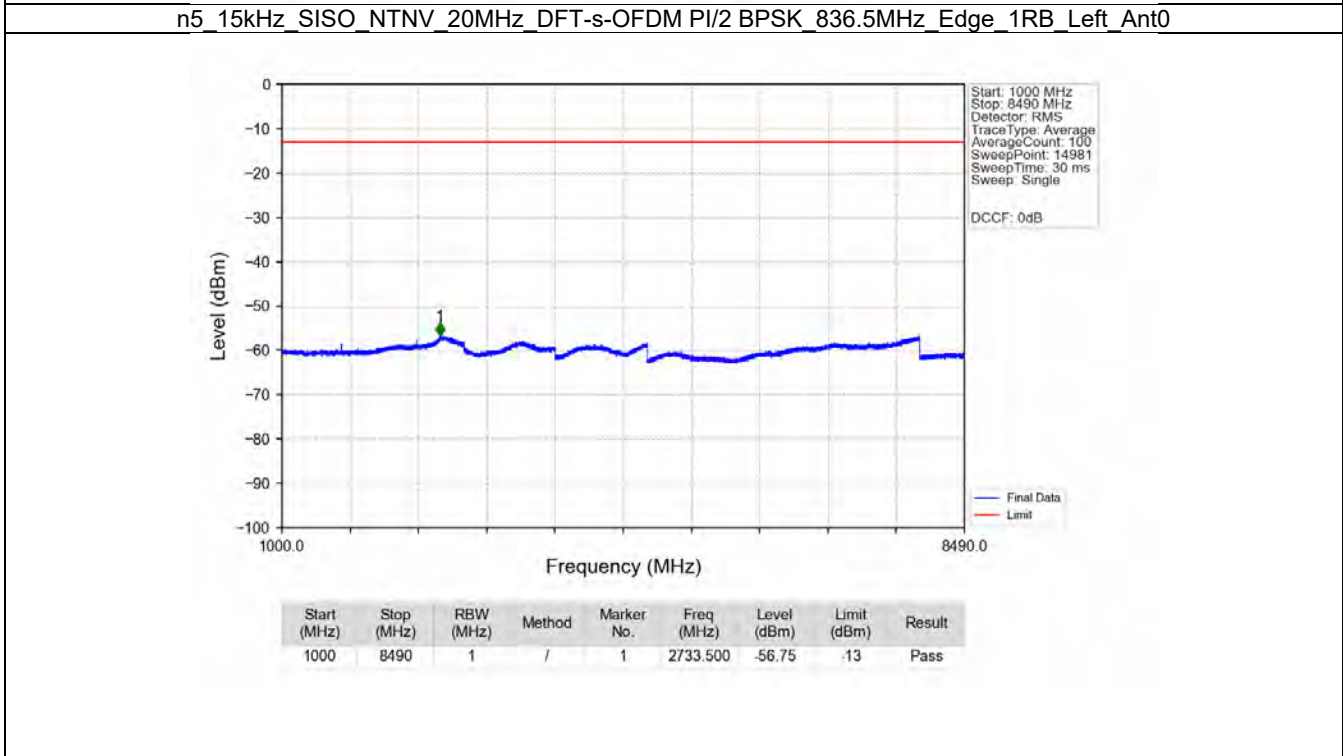
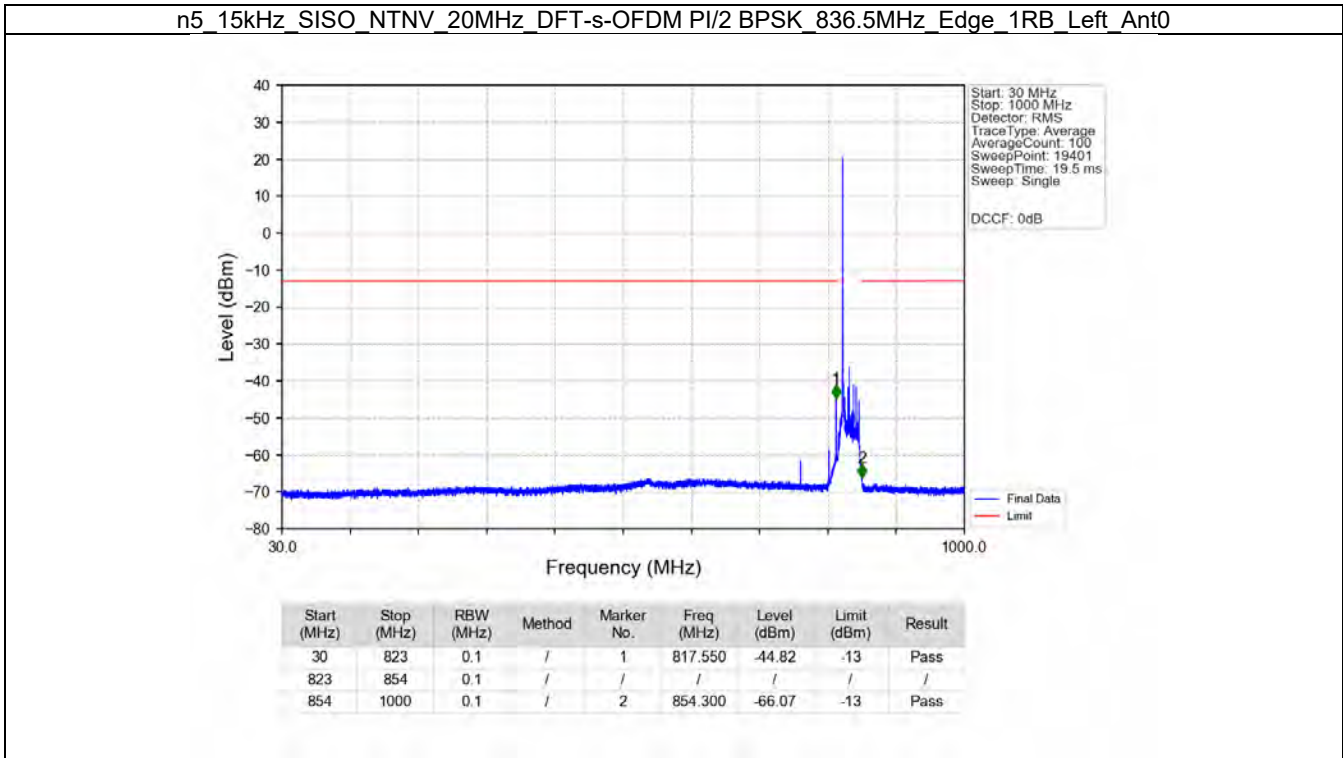
Start (MHz)	Stop (MHz)	RBW (MHz)	Method	Marker No.	Freq (MHz)	Level (dBm)	Limit (dBm)	Result
1000	8490	1	/	1	7997.500	-56.75	-13	Pass

n5_15kHz_SISO_NTNV_15MHz_CP-OFDM_QPSK_841.5MHz_Outer_Full_Ant0

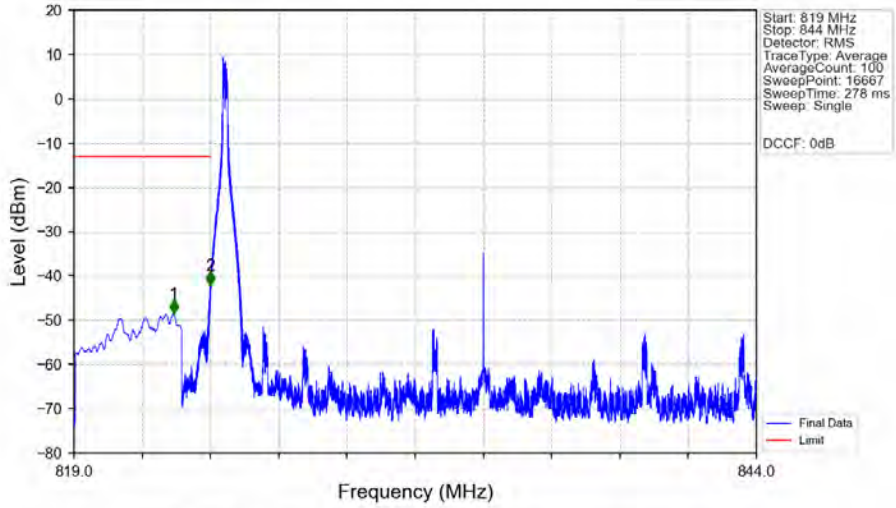


Start (MHz)	Stop (MHz)	RBW (MHz)	Method	Marker No.	Freq (MHz)	Level (dBm)	Limit (dBm)	Result
834	849	0.14265	CHP	/	/	/	/	/
849	850	0.14265	CHP	1	849.180	-36.36	-13	Pass
850	854	0.1	/	2	850.920	-39.15	-13	Pass

5.2.3 15k_SISO_20MHz_NTNV

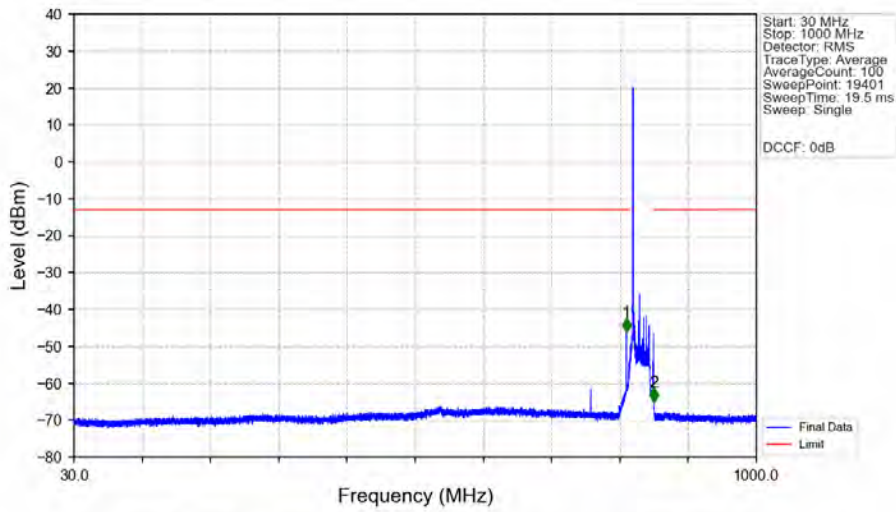


n5_15kHz_SISO_NTV_20MHz_DFT-s-OFDM_PI/2_BPSK_834MHz_Edge_1RB_Left_Ant0



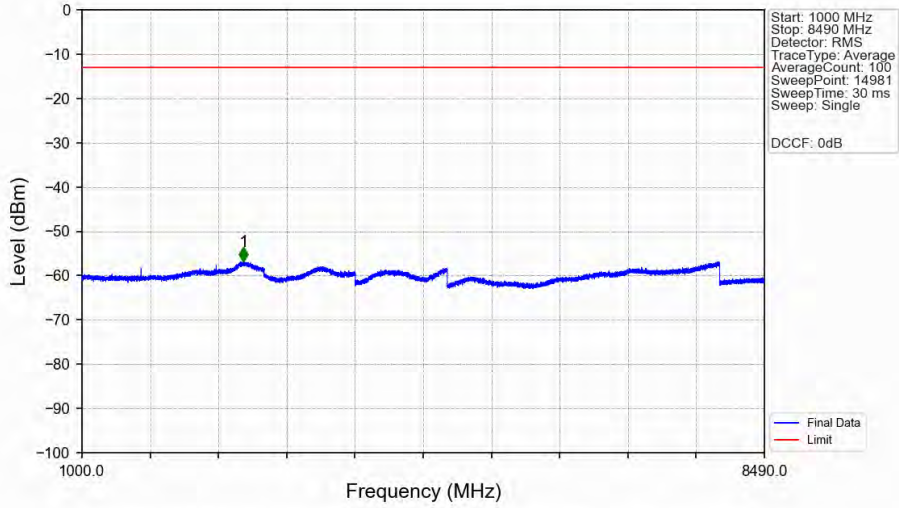
Start (MHz)	Stop (MHz)	RBW (MHz)	Method	Marker No.	Freq (MHz)	Level (dBm)	Limit (dBm)	Result
819	823	0.1	CHP	1	822.662	-48.45	-13	Pass
823	824	0.003	/	2	823.994	-42.08	-13	Pass
824	844	0.003	/	/	/	/	/	/

n5_15kHz_SISO_NTV_20MHz_DFT-s-OFDM_PI/2_BPSK_834MHz_Edge_1RB_Left_Ant0



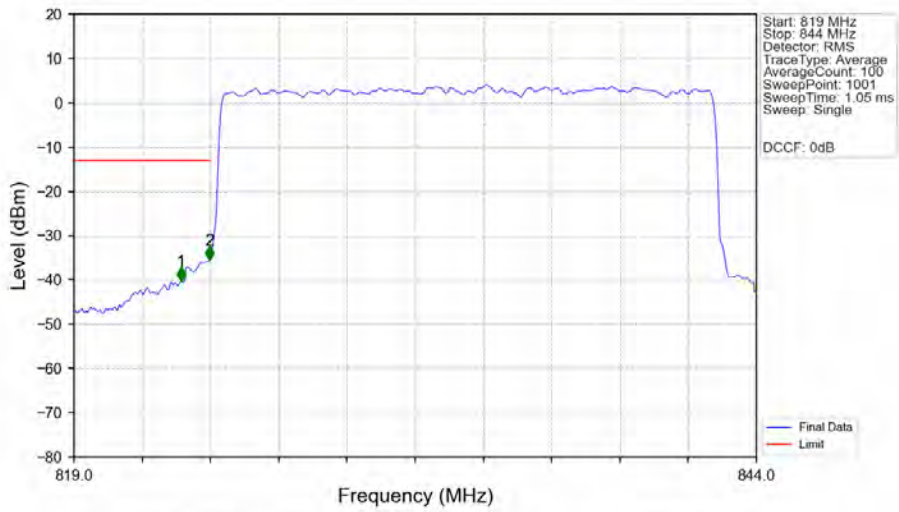
Start (MHz)	Stop (MHz)	RBW (MHz)	Method	Marker No.	Freq (MHz)	Level (dBm)	Limit (dBm)	Result
30	823	0.1	/	1	815.050	-46.02	-13	Pass
823	854	0.1	/	/	/	/	/	/
854	1000	0.1	/	2	854.050	-64.98	-13	Pass

n5_15kHz_SISO_NTNV_20MHz_DFT-s-OFDM_PI/2_BPSK_834MHz_Edge_1RB_Left_Ant0



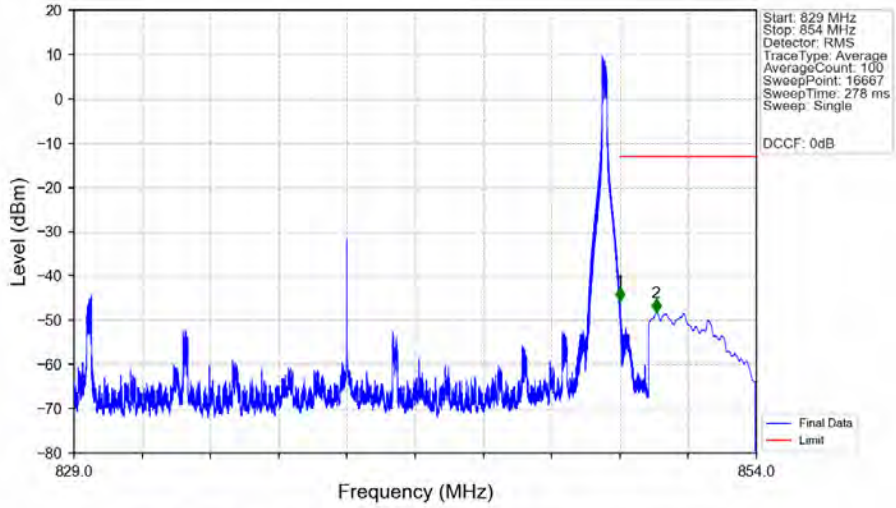
Start (MHz)	Stop (MHz)	RBW (MHz)	Method	Marker No.	Freq (MHz)	Level (dBm)	Limit (dBm)	Result
1000	8490	1	/	1	2772.000	-56.79	-13	Pass

n5_15kHz_SISO_NTNV_20MHz_DFT-s-OFDM_PI/2_BPSK_834MHz_Outer_Full_Ant0



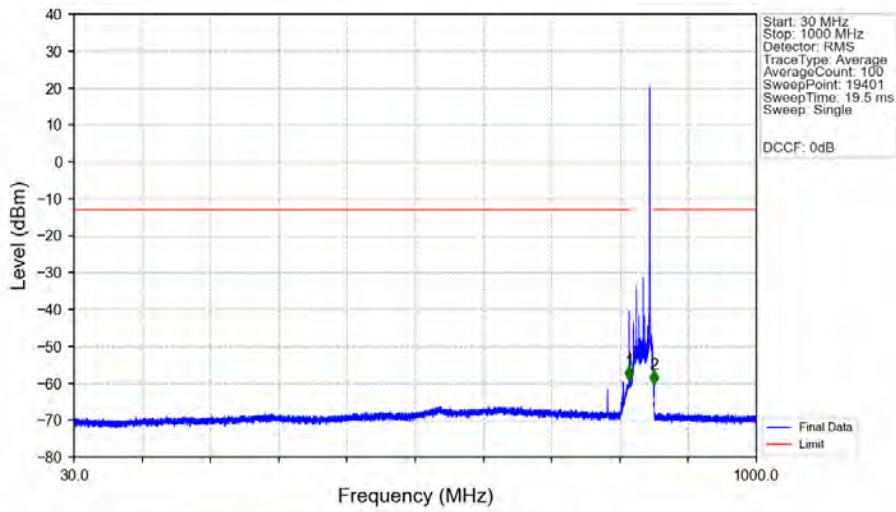
Start (MHz)	Stop (MHz)	RBW (MHz)	Method	Marker No.	Freq (MHz)	Level (dBm)	Limit (dBm)	Result
819	823	0.1	/	1	822.925	-40.22	-13	Pass
823	824	0.1916	CHP	2	823.975	-35.54	-13	Pass
824	844	0.1916	CHP	/	/	/	/	/

n5_15kHz_SISO_NTNV_20MHz_DFT-s-OFDM_PI/2_BPSK_839MHz_Edge_1RB_Right_Ant0



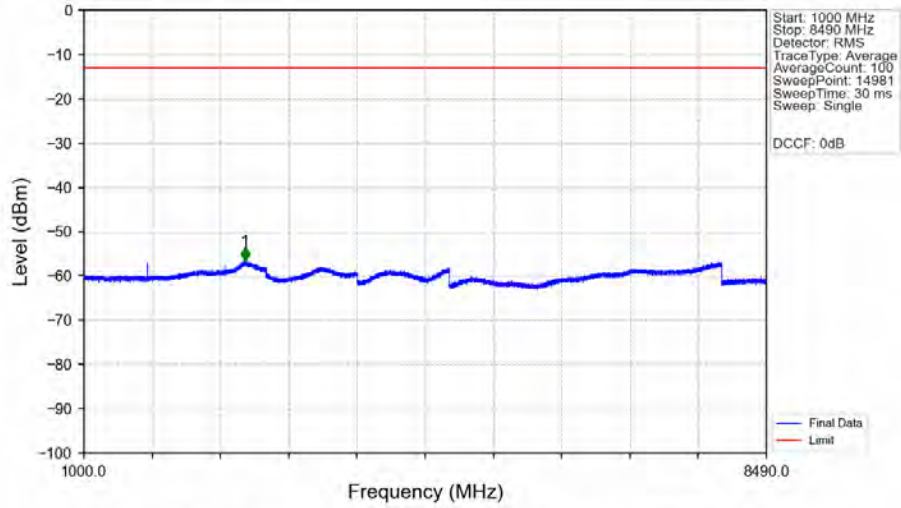
Start (MHz)	Stop (MHz)	RBW (MHz)	Method	Marker No.	Freq (MHz)	Level (dBm)	Limit (dBm)	Result
829	849	0.003	/	/	/	/	/	/
849	850	0.003	/	1	849.006	-45.69	-13	Pass
850	854	0.1	CHP	2	850.325	-48.18	-13	Pass

n5_15kHz_SISO_NTNV_20MHz_DFT-s-OFDM_PI/2_BPSK_839MHz_Edge_1RB_Right_Ant0



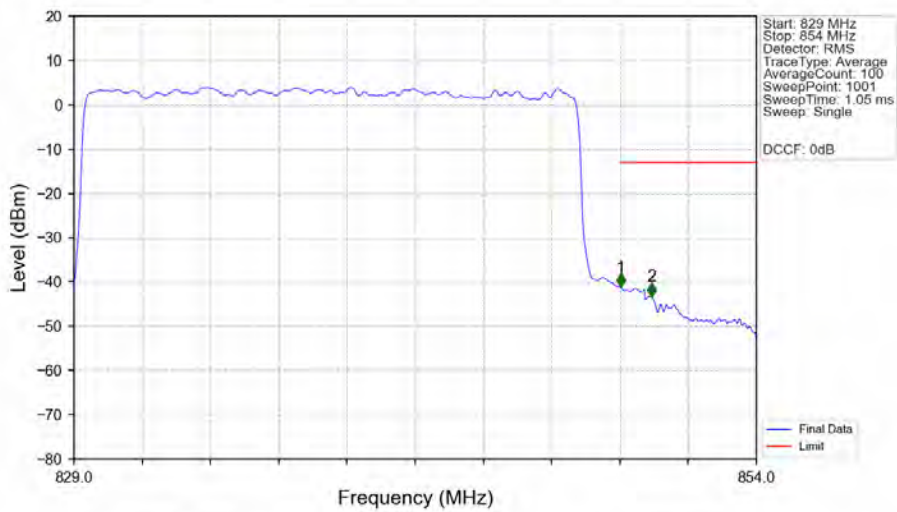
Start (MHz)	Stop (MHz)	RBW (MHz)	Method	Marker No.	Freq (MHz)	Level (dBm)	Limit (dBm)	Result
30	823	0.1	/	1	818.950	-59.21	-13	Pass
823	854	0.1	/	/	/	/	/	/
854	1000	0.1	/	2	854.300	-60.27	-13	Pass

n5_15kHz_SISO_NTNV_20MHz_DFT-s-OFDM_PI/2_BPSK_839MHz_Edge_Right_Ant0



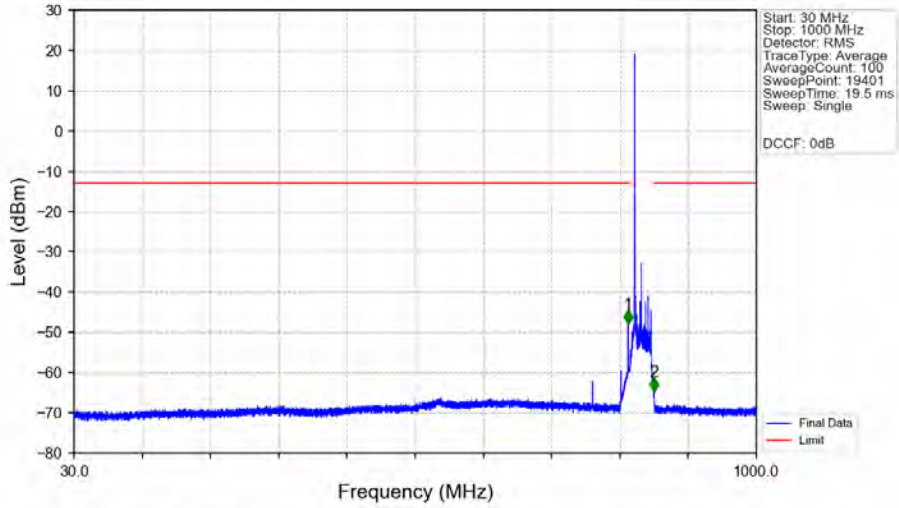
Start (MHz)	Stop (MHz)	RBW (MHz)	Method	Marker No.	Freq (MHz)	Level (dBm)	Limit (dBm)	Result
1000	8490	1	/	1	2768.000	-56.65	-13	Pass

n5_15kHz_SISO_NTNV_20MHz_DFT-s-OFDM_PI/2_BPSK_839MHz_Outer_Full_Ant0



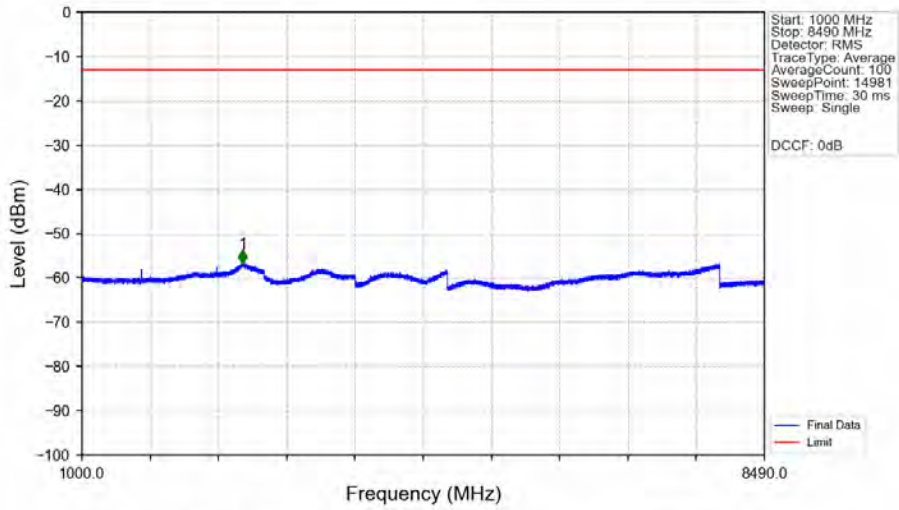
Start (MHz)	Stop (MHz)	RBW (MHz)	Method	Marker No.	Freq (MHz)	Level (dBm)	Limit (dBm)	Result
829	849	0.19184	CHP	/	/	/	/	/
849	850	0.19184	CHP	1	849.025	-41.22	-13	Pass
850	854	0.1	/	2	850.150	-43.24	-13	Pass

n5 15kHz SISO NTN 20MHz DFT-s-OFDM QPSK 836.5MHz Edge 1RB Left Ant0



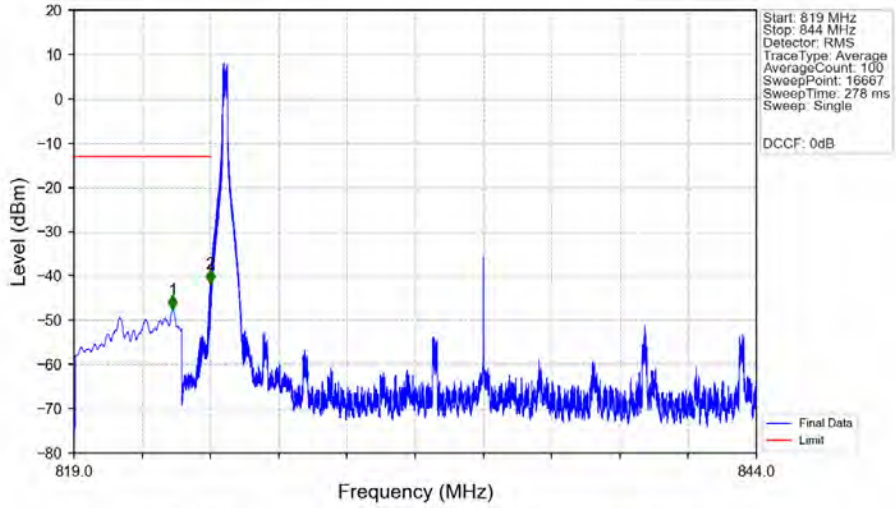
Start (MHz)	Stop (MHz)	RBW (MHz)	Method	Marker No.	Freq (MHz)	Level (dBm)	Limit (dBm)	Result
30	823	0.1	/	1	817.600	-47.95	-13	Pass
823	854	0.1	/	/	/	/	/	/
854	1000	0.1	/	2	854.400	-64.72	-13	Pass

n5 15kHz SISO NTN 20MHz DFT-s-OFDM QPSK 836.5MHz Edge 1RB Left Ant0



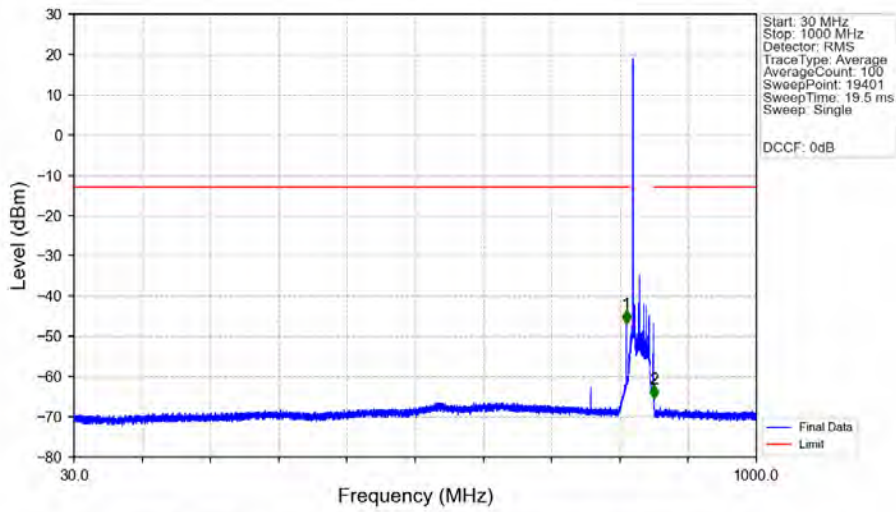
Start (MHz)	Stop (MHz)	RBW (MHz)	Method	Marker No.	Freq (MHz)	Level (dBm)	Limit (dBm)	Result
1000	8490	1	/	1	2766.000	-56.71	-13	Pass

n5_15kHz_SISO_NTNV_20MHz_DFT-s-OFDM_QPSK_834MHz_Edge_1RB_Left_Ant0



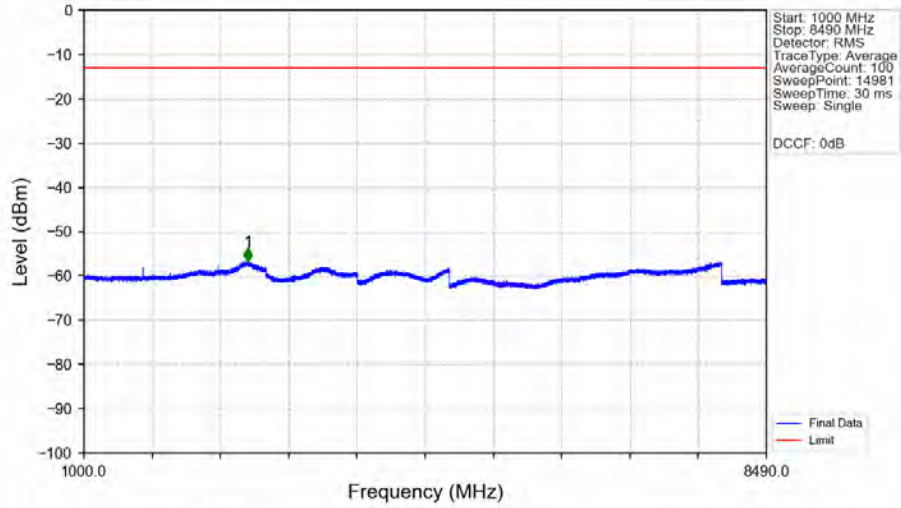
Start (MHz)	Stop (MHz)	RBW (MHz)	Method	Marker No.	Freq (MHz)	Level (dBm)	Limit (dBm)	Result
819	823	0.1	CHP	1	822.615	-47.55	-13	Pass
823	824	0.003	/	2	823.991	-41.77	-13	Pass
824	844	0.003	/	/	/	/	/	/

n5_15kHz_SISO_NTNV_20MHz_DFT-s-OFDM_QPSK_834MHz_Edge_1RB_Left_Ant0



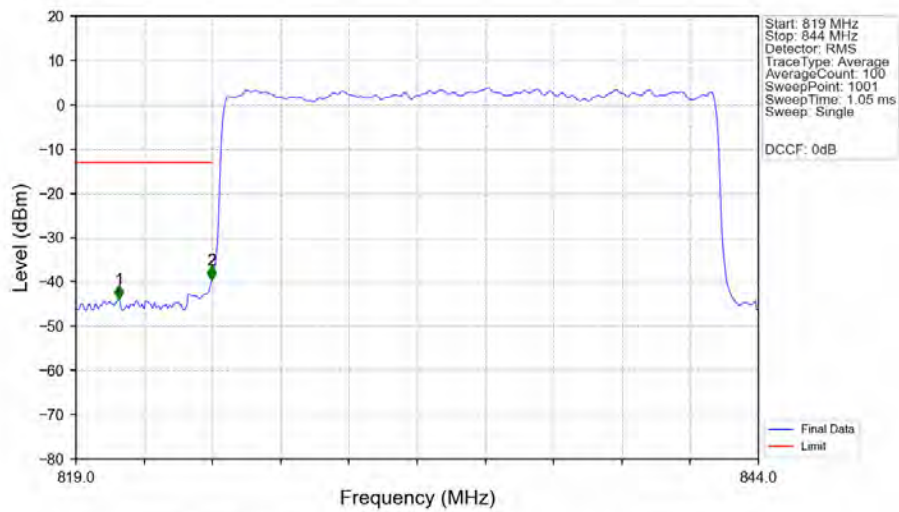
Start (MHz)	Stop (MHz)	RBW (MHz)	Method	Marker No.	Freq (MHz)	Level (dBm)	Limit (dBm)	Result
30	823	0.1	/	1	815.100	-46.81	-13	Pass
823	854	0.1	/	/	/	/	/	/
854	1000	0.1	/	2	854.050	-65.59	-13	Pass

n5_15kHz_SISO_NTNV_20MHz_DFT-s-OFDM_QPSK_834MHz_Edge_1RB_Left_Ant0



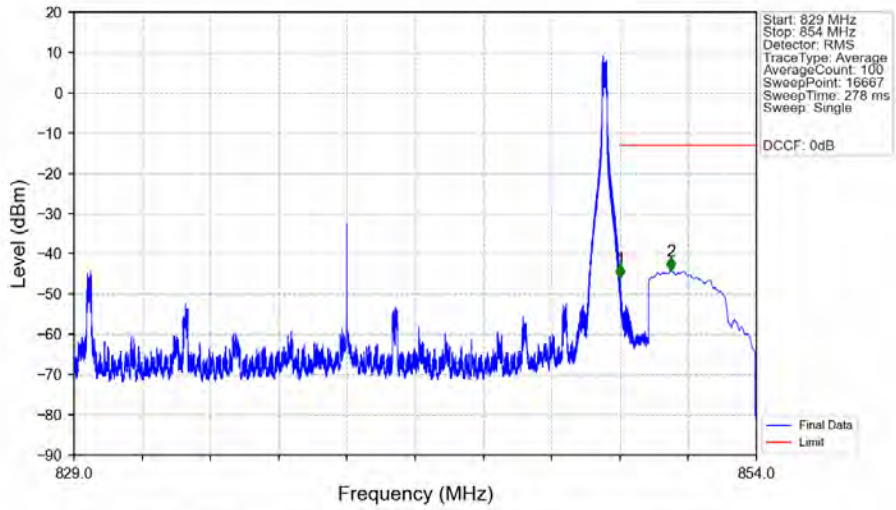
Start (MHz)	Stop (MHz)	RBW (MHz)	Method	Marker No.	Freq (MHz)	Level (dBm)	Limit (dBm)	Result
1000	8490	1	/	1	2798.000	-56.72	-13	Pass

n5_15kHz_SISO_NTNV_20MHz_DFT-s-OFDM_QPSK_834MHz_Outer_Full_Ant0



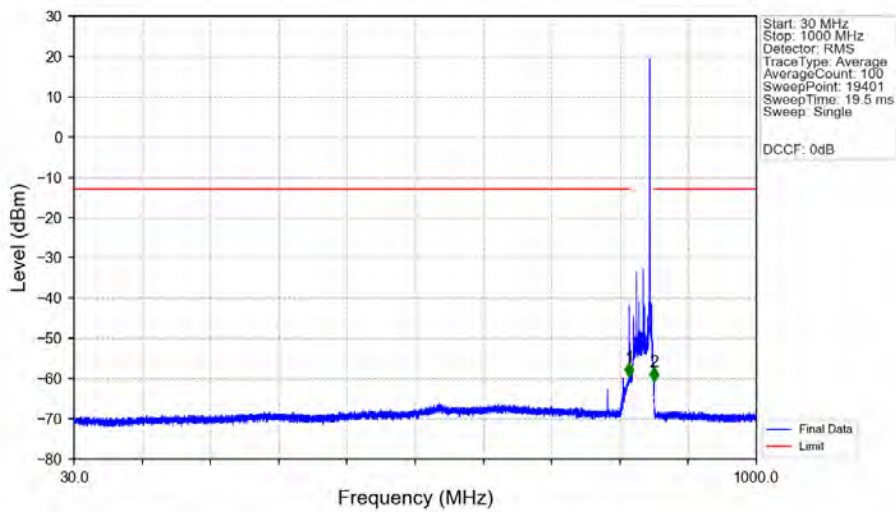
Start (MHz)	Stop (MHz)	RBW (MHz)	Method	Marker No.	Freq (MHz)	Level (dBm)	Limit (dBm)	Result
819	823	0.1	/	1	820.575	-43.89	-13	Pass
823	824	0.1916	CHP	2	823.975	-39.53	-13	Pass
824	844	0.1916	CHP	/	/	/	/	/

n5 15kHz SISO NTV 20MHz DFT-s-OFDM QPSK 839MHz Edge 1RB Right Ant0



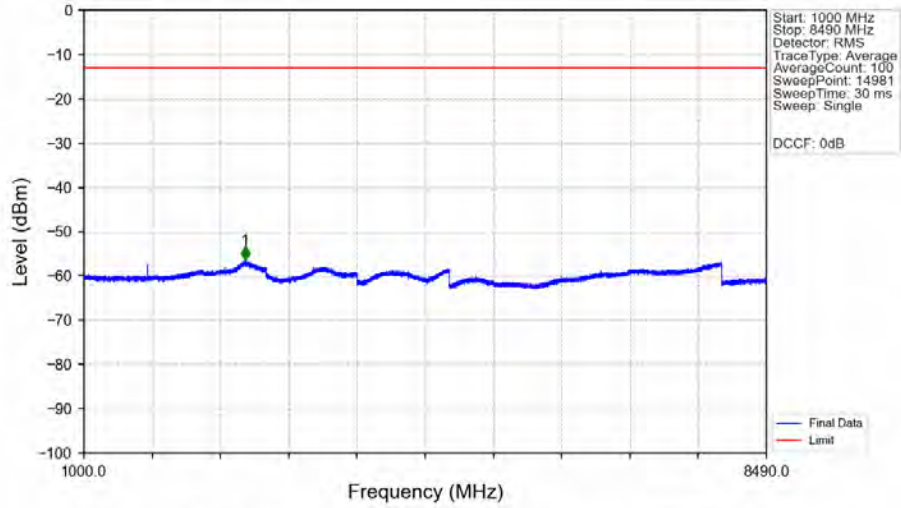
Start (MHz)	Stop (MHz)	RBW (MHz)	Method	Marker No.	Freq (MHz)	Level (dBm)	Limit (dBm)	Result
829	849	0.003	/	/	/	/	/	/
849	850	0.003	/	1	849.008	-46.11	-13	Pass
850	854	0.1	CHP	2	850.859	-44.17	-13	Pass

n5 15kHz SISO NTV 20MHz DFT-s-OFDM QPSK 839MHz Edge 1RB Right Ant0



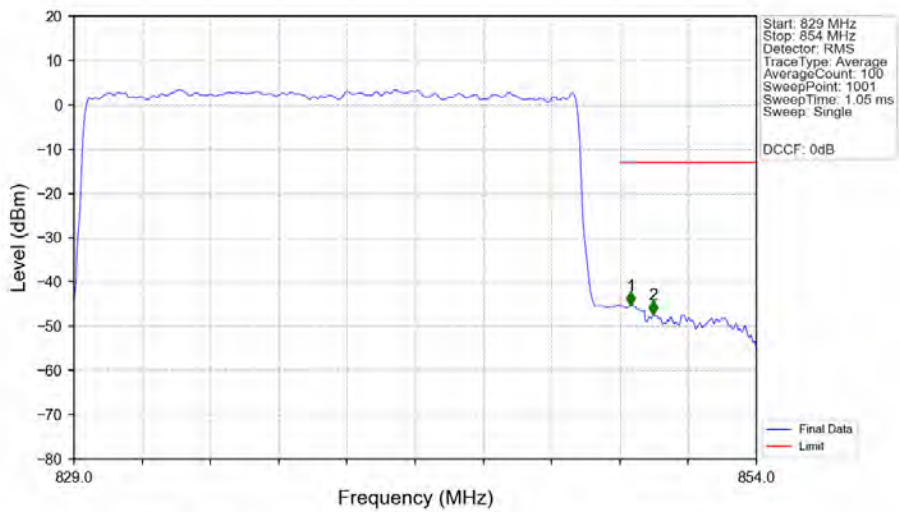
Start (MHz)	Stop (MHz)	RBW (MHz)	Method	Marker No.	Freq (MHz)	Level (dBm)	Limit (dBm)	Result
30	823	0.1	/	1	818.950	-59.53	-13	Pass
823	854	0.1	/	/	/	/	/	/
854	1000	0.1	/	2	854.300	-60.67	-13	Pass

n5_15kHz_SISO_NTV_20MHz_DFT-s-OFDM_QPSK_839MHz_Edge_1RB_Right_Ant0



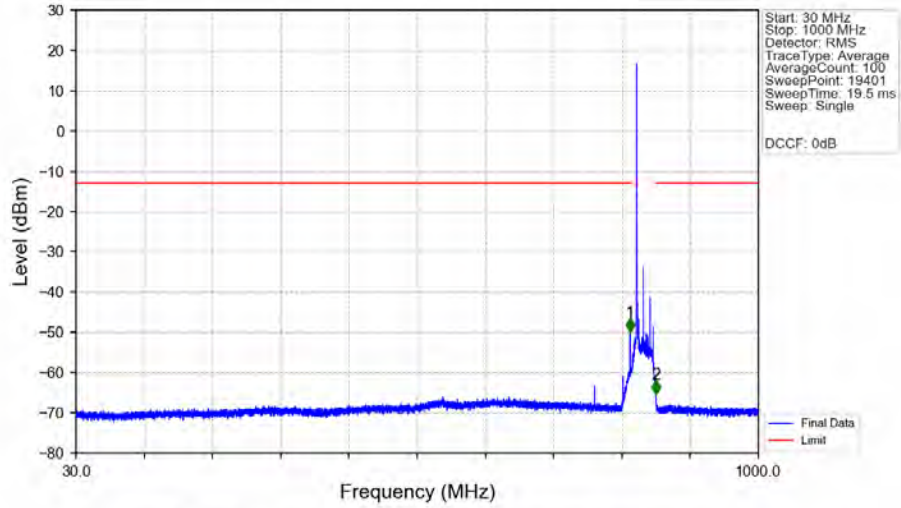
Start (MHz)	Stop (MHz)	RBW (MHz)	Method	Marker No.	Freq (MHz)	Level (dBm)	Limit (dBm)	Result
1000	8490	1	/	1	2768.500	-56.46	-13	Pass

n5_15kHz_SISO_NTV_20MHz_DFT-s-OFDM_QPSK_839MHz_Outer_Full_Ant0



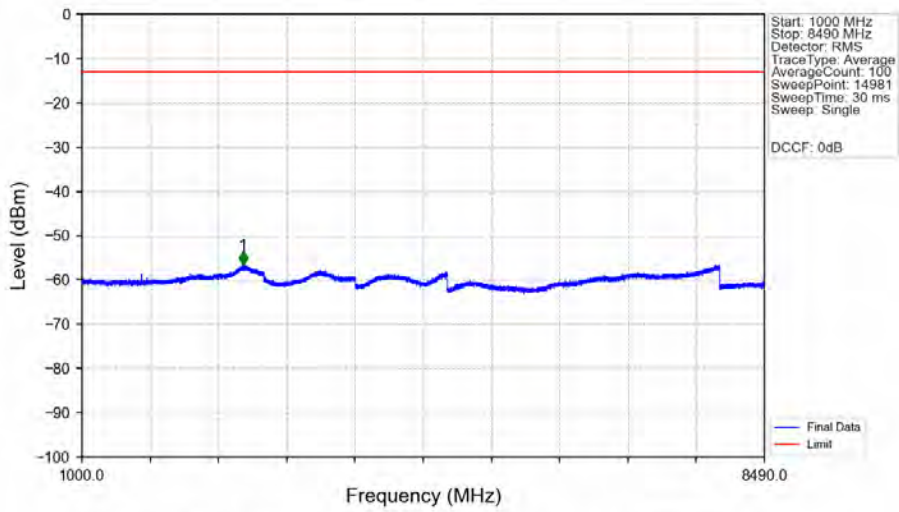
Start (MHz)	Stop (MHz)	RBW (MHz)	Method	Marker No.	Freq (MHz)	Level (dBm)	Limit (dBm)	Result
829	849	0.1916	CHP	/	/	/	/	/
849	850	0.1916	CHP	1	849.400	-45.35	-13	Pass
850	854	0.1	/	2	850.225	-47.27	-13	Pass

n5 15kHz SISO NTV 20MHz CP-OFDM QPSK 836.5MHz Edge 1RB Left Ant0



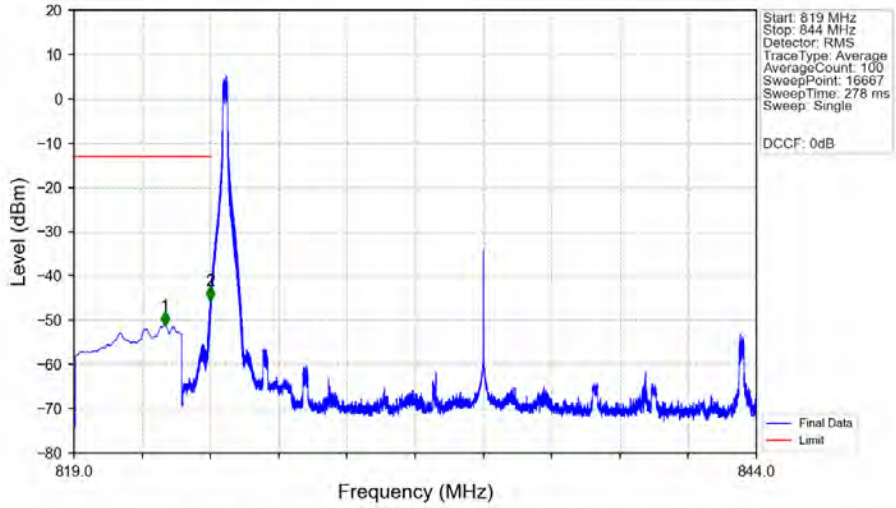
Start (MHz)	Stop (MHz)	RBW (MHz)	Method	Marker No.	Freq (MHz)	Level (dBm)	Limit (dBm)	Result
30	823	0.1	/	1	817.600	-49.87	-13	Pass
823	854	0.1	/	/	/	/	/	/
854	1000	0.1	/	2	854.050	-65.38	-13	Pass

n5 15kHz SISO NTV 20MHz CP-OFDM QPSK 836.5MHz Edge 1RB Left Ant0



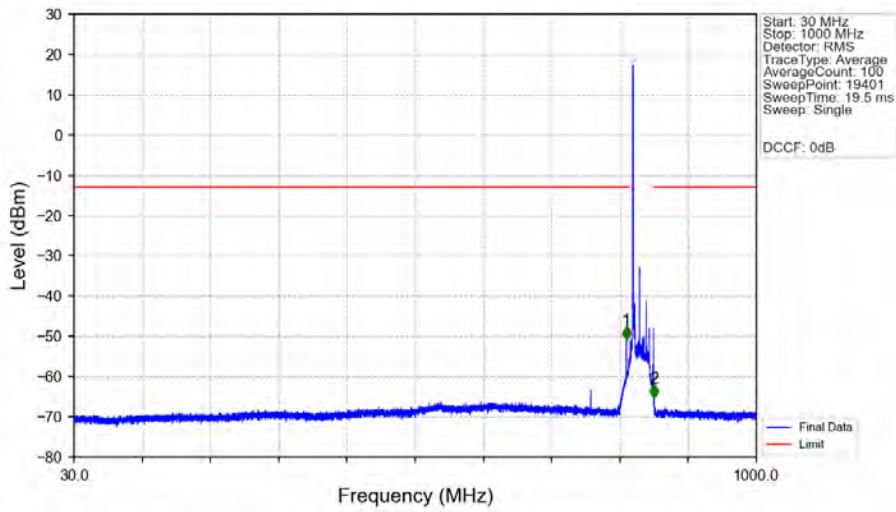
Start (MHz)	Stop (MHz)	RBW (MHz)	Method	Marker No.	Freq (MHz)	Level (dBm)	Limit (dBm)	Result
1000	8490	1	/	1	2770.000	-56.64	-13	Pass

n5 15kHz SISO NTN 20MHz CP-OFDM QPSK 834MHz Edge 1RB Left Ant0



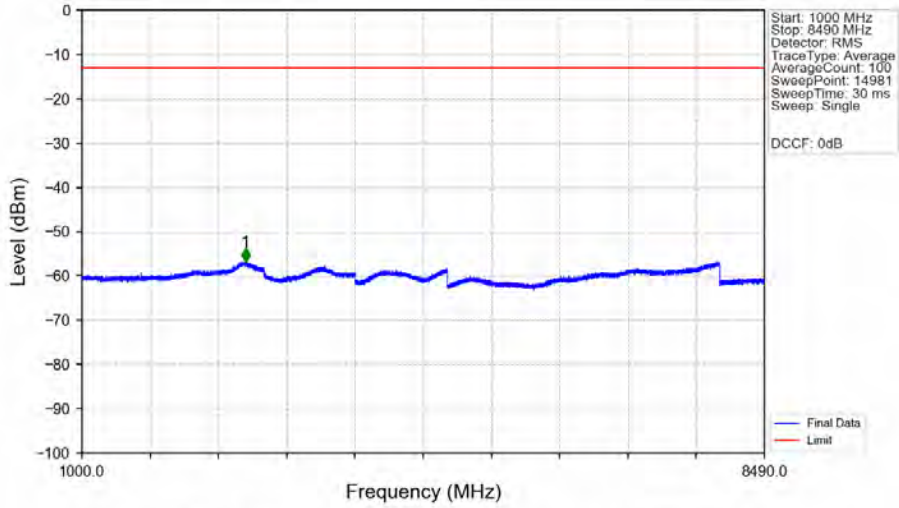
Start (MHz)	Stop (MHz)	RBW (MHz)	Method	Marker No.	Freq (MHz)	Level (dBm)	Limit (dBm)	Result
819	823	0.1	CHP	1	822.336	-51.20	-13	Pass
823	824	0.003	/	2	823.992	-45.50	-13	Pass
824	844	0.003	/	/	/	/	/	/

n5 15kHz SISO NTN 20MHz CP-OFDM QPSK 834MHz Edge 1RB Left Ant0



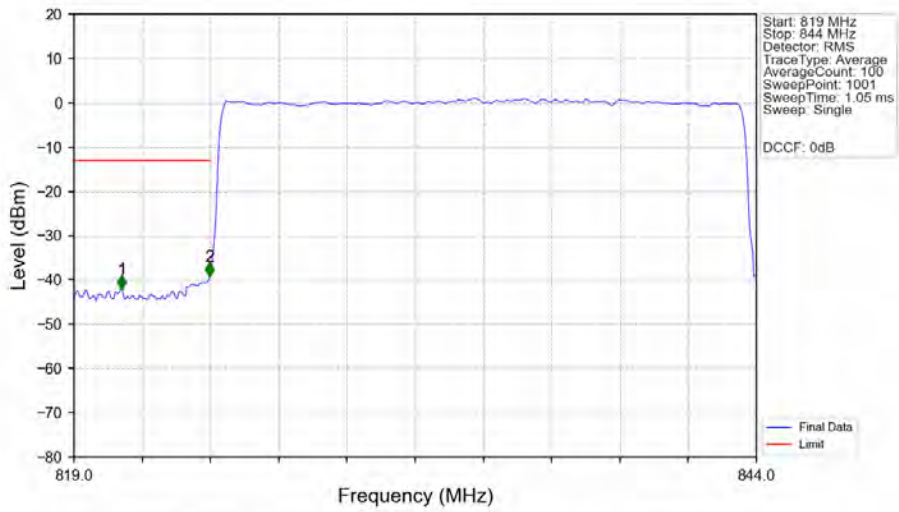
Start (MHz)	Stop (MHz)	RBW (MHz)	Method	Marker No.	Freq (MHz)	Level (dBm)	Limit (dBm)	Result
30	823	0.1	/	1	815.100	-50.87	-13	Pass
823	854	0.1	/	/	/	/	/	/
854	1000	0.1	/	2	854.050	-65.34	-13	Pass

n5 15kHz SISO NTN 20MHz CP-OFDM QPSK 834MHz Edge 1RB Left Ant0



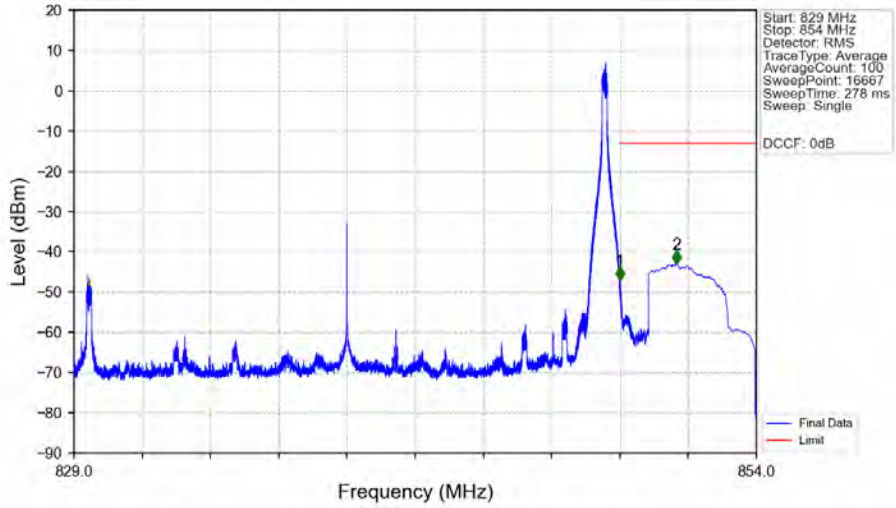
Start (MHz)	Stop (MHz)	RBW (MHz)	Method	Marker No.	Freq (MHz)	Level (dBm)	Limit (dBm)	Result
1000	8490	1	/	1	2793.000	-56.78	-13	Pass

n5 15kHz SISO NTN 20MHz CP-OFDM QPSK 834MHz Outer Full Ant0



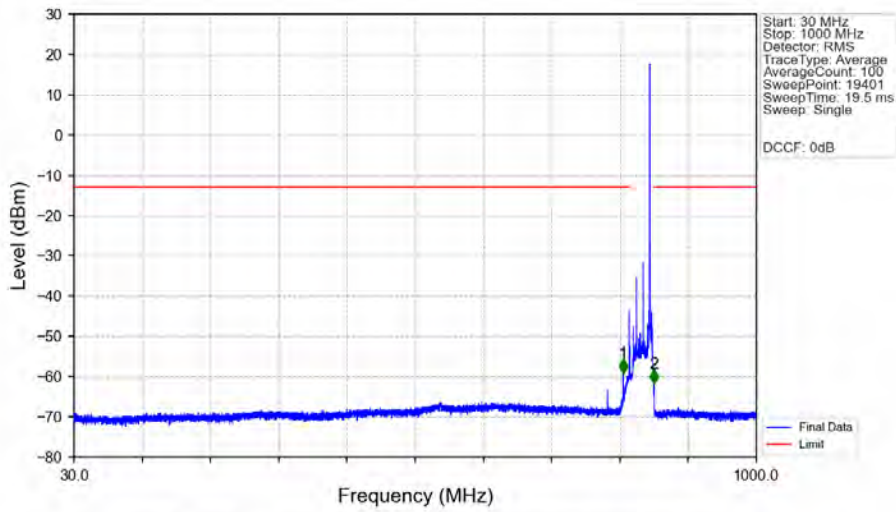
Start (MHz)	Stop (MHz)	RBW (MHz)	Method	Marker No.	Freq (MHz)	Level (dBm)	Limit (dBm)	Result
819	823	0.1	/	1	820.750	-42.09	-13	Pass
823	824	0.20186	CHP	2	823.975	-39.16	-13	Pass
824	844	0.20186	CHP	/	/	/	/	/

n5_15kHz_SISO_NTNV_20MHz_CP-OFDM_QPSK_839MHz_Edge_1RB_Right_Ant0



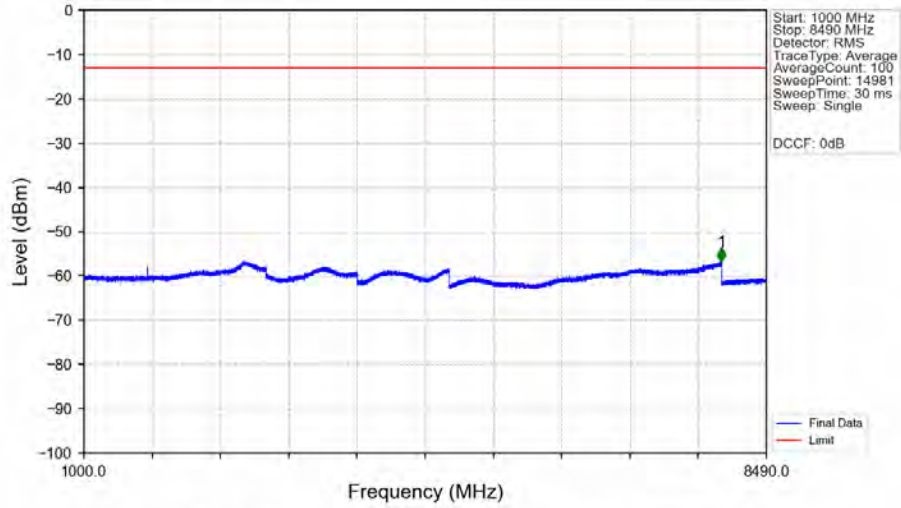
Start (MHz)	Stop (MHz)	RBW (MHz)	Method	Marker No.	Freq (MHz)	Level (dBm)	Limit (dBm)	Result
829	849	0.003	/	/	/	/	/	/
849	850	0.003	/	1	849.005	-47.00	-13	Pass
850	854	0.1	CHP	2	851.079	-42.99	-13	Pass

n5_15kHz_SISO_NTNV_20MHz_CP-OFDM_QPSK_839MHz_Edge_1RB_Right_Ant0



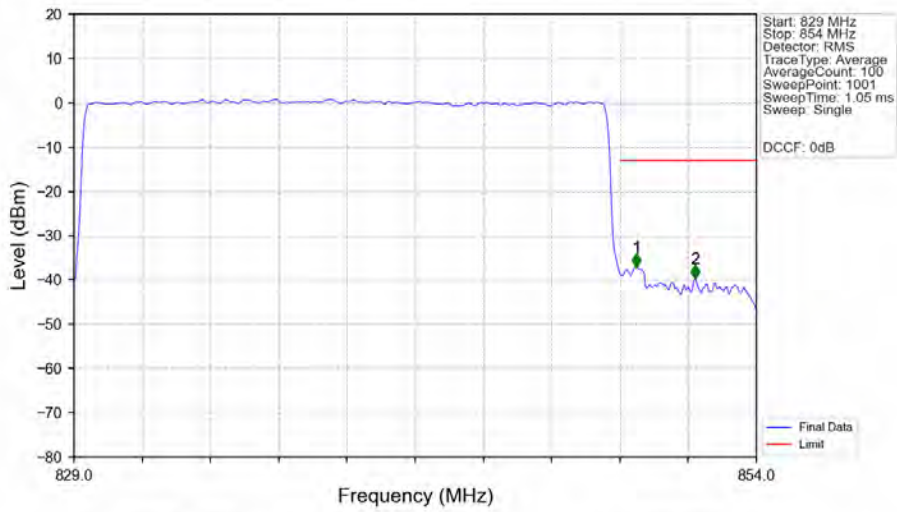
Start (MHz)	Stop (MHz)	RBW (MHz)	Method	Marker No.	Freq (MHz)	Level (dBm)	Limit (dBm)	Result
30	823	0.1	/	1	810.700	-59.03	-13	Pass
823	854	0.1	/	/	/	/	/	/
854	1000	0.1	/	2	854.350	-61.62	-13	Pass

n5_15kHz_SISO_NTNV_20MHz_CP-OFDM_QPSK_839MHz_Edge_1RB_Right_Ant0



Start (MHz)	Stop (MHz)	RBW (MHz)	Method	Marker No.	Freq (MHz)	Level (dBm)	Limit (dBm)	Result
1000	8490	1	/	1	7998.500	-56.76	-13	Pass

n5_15kHz_SISO_NTNV_20MHz_CP-OFDM_QPSK_839MHz_Outer_Full_Ant0



Start (MHz)	Stop (MHz)	RBW (MHz)	Method	Marker No.	Freq (MHz)	Level (dBm)	Limit (dBm)	Result
829	849	0.19184	CHP	/	/	/	/	/
849	850	0.19184	CHP	1	849.600	-37.19	-13	Pass
850	854	0.1	/	2	851.750	-39.70	-13	Pass

6. Field Strength of Spurious Radiation

For Sample 1

Test Band = SA Band5_ TM1

Test Channel = Low

Final Data List								
NO.	Frequency [MHz]	Reading [dB μ V]	Factor [dB]	AF[dB/m]	Level [dBm]	Limit [dBm]	Margin [dB]	Polarity
1	1467.4286	43.39	-48.22	25.27	-74.82	-13.00	61.82	Horizontal
2	2061.7143	42.52	-47.78	26.32	-74.20	-13.00	61.20	Horizontal
3	2532.5714	43.29	-47.16	27.26	-71.87	-13.00	58.87	Horizontal
4	3063.4286	44.50	-46.67	28.16	-69.26	-13.00	56.26	Horizontal
5	3976.5714	43.33	-46.21	29.36	-68.77	-13.00	55.77	Horizontal
6	5400	42.91	-44.97	32.12	-65.20	-13.00	52.20	Horizontal

Final Data List								
NO.	Frequency [MHz]	Reading [dB μ V]	Factor [dB]	AF[dB/m]	Level [dBm]	Limit [dBm]	Margin [dB]	Polarity
1	1472.5714	41.01	-48.23	25.27	-77.21	-13.00	64.21	Vertical
2	2215.4286	40.53	-47.65	26.63	-75.75	-13.00	62.75	Vertical
3	2707.4286	41.79	-47.04	27.57	-72.94	-13.00	59.94	Vertical
4	3339.4286	41.93	-46.62	28.44	-71.52	-13.00	58.52	Vertical
5	3840	41.83	-46.19	29.14	-70.47	-13.00	57.47	Vertical
6	5730.8571	41.99	-44.60	32.35	-65.52	-13.00	52.52	Vertical

Test Band = SA Band5_ TM1
Test Channel = Mid

Final Data List								
NO.	Frequency [MHz]	Reading [dBμV]	Factor [dB]	AF[dB/m]	Level [dBm]	Limit [dBm]	Margin [dB]	Polarity
1	1358.8571	41.94	-48.05	25.18	-76.19	-13.00	63.19	Horizontal
2	2089.7143	44.18	-47.73	26.38	-72.43	-13.00	59.43	Horizontal
3	2728.5714	44.02	-47.01	27.61	-70.64	-13.00	57.64	Horizontal
4	3346.8571	43.40	-46.61	28.45	-70.03	-13.00	57.03	Horizontal
5	4138.2857	43.50	-45.92	29.73	-67.95	-13.00	54.95	Horizontal
6	5380	42.99	-45.03	32.08	-65.22	-13.00	52.22	Horizontal

Final Data List								
NO.	Frequency [MHz]	Reading [dBμV]	Factor [dB]	AF[dB/m]	Level [dBm]	Limit [dBm]	Margin [dB]	Polarity
1	1280	42.85	-48.22	25.14	-75.49	-13.00	62.49	Vertical
2	1686.8571	42.23	-48.18	25.49	-75.72	-13.00	62.72	Vertical
3	2130.2857	42.80	-47.70	26.46	-73.70	-13.00	60.70	Vertical
4	2413.1429	42.84	-47.43	27.03	-72.82	-13.00	59.82	Vertical
5	3358.8571	41.81	-46.60	28.46	-71.59	-13.00	58.59	Vertical
6	4449.7143	41.60	-45.75	30.48	-68.93	-13.00	55.93	Vertical

Test Band = SA Band5_ TM1
Test Channel = High

Final Data List								
NO.	Frequency [MHz]	Reading [dBμV]	Factor [dB]	AF[dB/m]	Level [dBm]	Limit [dBm]	Margin [dB]	Polarity
1	1324.5714	43.32	-48.10	25.16	-74.88	-13.00	61.88	Horizontal
2	1881.7143	42.51	-48.03	25.85	-74.94	-13.00	61.94	Horizontal
3	2264.5714	43.21	-47.56	26.73	-72.88	-13.00	59.88	Horizontal
4	2868	43.78	-46.68	27.86	-70.30	-13.00	57.30	Horizontal
5	3504	43.43	-46.53	28.61	-69.76	-13.00	56.76	Horizontal
6	4901.1429	42.93	-45.58	31.24	-66.67	-13.00	53.67	Horizontal

Final Data List								
NO.	Frequency [MHz]	Reading [dBμV]	Factor [dB]	AF[dB/m]	Level [dBm]	Limit [dBm]	Margin [dB]	Polarity
1	1475.4286	48.87	-48.24	25.28	-69.36	-13.00	56.36	Vertical
2	2093.7143	43.31	-47.72	26.39	-73.28	-13.00	60.28	Vertical
3	2708.5714	42.63	-47.04	27.58	-72.09	-13.00	59.09	Vertical
4	3155.4286	41.02	-46.50	28.26	-72.48	-13.00	59.48	Vertical
5	3980	41.54	-46.21	29.37	-70.56	-13.00	57.56	Vertical
6	4933.7143	41.69	-45.66	31.29	-67.93	-13.00	54.93	Vertical

Test Band = NSA_66A_N5A_TM1
Test Channel = Low

Final Data List								
NO.	Frequency [MHz]	Reading [dBμV]	Factor [dB]	AF[dB/m]	Level [dBm]	Limit [dBm]	Margin [dB]	Polarity
1	1394.8571	41.52	-48.01	25.20	-76.55	-13.00	63.55	Horizontal
2	1984.5714	42.78	-47.92	26.15	-74.25	-13.00	61.25	Horizontal
3	2679.4286	42.96	-47.03	27.52	-71.80	-13.00	58.80	Horizontal
4	3162.8571	43.04	-46.46	28.26	-70.42	-13.00	57.42	Horizontal
5	3970.8571	43.58	-46.21	29.35	-68.54	-13.00	55.54	Horizontal
6	5080.5714	42.84	-45.46	31.55	-66.34	-13.00	53.34	Horizontal

Final Data List								
NO.	Frequency [MHz]	Reading [dBμV]	Factor [dB]	AF[dB/m]	Level [dBm]	Limit [dBm]	Margin [dB]	Polarity
1	1337.7143	44.67	-48.08	25.17	-73.50	-13.00	60.50	Vertical
2	1882.2857	38.88	-48.03	25.85	-78.57	-13.00	65.57	Vertical
3	2270.8571	43.69	-47.55	26.74	-72.38	-13.00	59.38	Vertical
4	2877.1429	42.54	-46.65	27.88	-71.49	-13.00	58.49	Vertical
5	3838.2857	41.95	-46.19	29.14	-70.36	-13.00	57.36	Vertical
6	4614.2857	42.27	-45.79	30.78	-68.00	-13.00	55.00	Vertical

Test Band = NSA_66A_N5A_TM1
Test Channel = Mid

Final Data List								
NO.	Frequency [MHz]	Reading [dBμV]	Factor [dB]	AF[dB/m]	Level [dBm]	Limit [dBm]	Margin [dB]	Polarity
1	1455.4286	44.11	-48.18	25.26	-74.07	-13.00	61.07	Horizontal
2	2031.4286	43.13	-47.84	26.26	-73.71	-13.00	60.71	Horizontal
3	2665.7143	42.81	-47.01	27.50	-71.96	-13.00	58.96	Horizontal
4	3173.1429	43.72	-46.41	28.27	-69.68	-13.00	56.68	Horizontal
5	4125.7143	43.93	-45.92	29.70	-67.54	-13.00	54.54	Horizontal
6	5096	42.71	-45.40	31.57	-66.37	-13.00	53.37	Horizontal

Final Data List								
NO.	Frequency [MHz]	Reading [dBμV]	Factor [dB]	AF[dB/m]	Level [dBm]	Limit [dBm]	Margin [dB]	Polarity
1	1315.4286	40.51	-48.11	25.16	-77.70	-13.00	64.70	Vertical
2	2092	42.35	-47.73	26.38	-74.25	-13.00	61.25	Vertical
3	2404	42.26	-47.44	27.01	-73.43	-13.00	60.43	Vertical
4	2909.1429	41.18	-46.57	27.94	-72.71	-13.00	59.71	Vertical
5	3500	42.32	-46.54	28.60	-70.88	-13.00	57.88	Vertical
6	4445.7143	42.42	-45.76	30.47	-68.13	-13.00	55.13	Vertical

Test Band = NSA_66A_N5A_TM1
Test Channel = High

Final Data List								
NO.	Frequency [MHz]	Reading [dBμV]	Factor [dB]	AF[dB/m]	Level [dBm]	Limit [dBm]	Margin [dB]	Polarity
1	1315.4286	46.75	-48.11	25.16	-71.46	-13.00	58.46	Horizontal
2	1932.5714	45.31	-48.00	26.00	-71.95	-13.00	58.95	Horizontal
3	2234.2857	45.50	-47.62	26.67	-70.71	-13.00	57.71	Horizontal
4	2642.8571	44.69	-46.98	27.46	-70.09	-13.00	57.09	Horizontal
5	3358.2857	43.88	-46.60	28.46	-69.52	-13.00	56.52	Horizontal
6	4578.2857	43.58	-45.75	30.73	-66.70	-13.00	53.70	Horizontal

Final Data List								
NO.	Frequency [MHz]	Reading [dBμV]	Factor [dB]	AF[dB/m]	Level [dBm]	Limit [dBm]	Margin [dB]	Polarity
1	1221.1429	36.97	-48.48	25.11	-81.66	-13.00	68.66	Vertical
2	1673.1429	38.50	-48.19	25.47	-79.48	-13.00	66.48	Vertical
3	2098.8571	42.16	-47.71	26.40	-74.41	-13.00	61.41	Vertical
4	2404.5714	42.22	-47.44	27.01	-73.47	-13.00	60.47	Vertical
5	3164	41.38	-46.46	28.26	-72.07	-13.00	59.07	Vertical
6	4769.1429	42.36	-45.69	31.03	-67.56	-13.00	54.56	Vertical