

# 1. Effective (Isotropic) Radiated Power Output Data

## 1.1 Test Result

### 1.1.1 B17\_5MHz\_ERP

Band: 17 / Bandwidth: 5MHz / NTV								
Modulation	Frequency (MHz)	RB Allocation		Conducted Power (dBm)	Gain (dBi)	ERP (dBm)		Verdict
		Size	Offset			Result	Limit	
QPSK	706.5	1	0	23.32	-4.00	17.17	<=34.77	Pass
			13	23.26	-4.00	17.11	<=34.77	Pass
			24	23.24	-4.00	17.09	<=34.77	Pass
		12	0	22.32	-4.00	16.17	<=34.77	Pass
			6	22.29	-4.00	16.14	<=34.77	Pass
			13	22.27	-4.00	16.12	<=34.77	Pass
	25	0	22.33	-4.00	16.18	<=34.77	Pass	
	710	1	0	21.65	-4.00	15.50	<=34.77	Pass
			13	21.67	-4.00	15.52	<=34.77	Pass
			24	21.66	-4.00	15.51	<=34.77	Pass
		12	0	21.65	-4.00	15.50	<=34.77	Pass
			6	21.68	-4.00	15.53	<=34.77	Pass
			13	21.64	-4.00	15.49	<=34.77	Pass
	25	0	21.63	-4.00	15.48	<=34.77	Pass	
	713.5	1	0	21.28	-4.00	15.13	<=34.77	Pass
			13	21.24	-4.00	15.09	<=34.77	Pass
			24	21.25	-4.00	15.10	<=34.77	Pass
		12	0	21.27	-4.00	15.12	<=34.77	Pass
6			21.26	-4.00	15.11	<=34.77	Pass	
13			21.26	-4.00	15.11	<=34.77	Pass	
25	0	21.25	-4.00	15.10	<=34.77	Pass		
16QAM	706.5	1	0	22.56	-4.00	16.41	<=34.77	Pass
			13	22.48	-4.00	16.33	<=34.77	Pass
			24	22.50	-4.00	16.35	<=34.77	Pass
		12	0	21.40	-4.00	15.25	<=34.77	Pass
			6	21.38	-4.00	15.23	<=34.77	Pass
			13	21.35	-4.00	15.20	<=34.77	Pass
	25	0	21.37	-4.00	15.22	<=34.77	Pass	
	710	1	0	21.64	-4.00	15.49	<=34.77	Pass
			13	21.64	-4.00	15.49	<=34.77	Pass
			24	21.66	-4.00	15.51	<=34.77	Pass
		12	0	21.65	-4.00	15.50	<=34.77	Pass
			6	21.65	-4.00	15.50	<=34.77	Pass
			13	21.67	-4.00	15.52	<=34.77	Pass
	25	0	21.65	-4.00	15.50	<=34.77	Pass	
	713.5	1	0	21.27	-4.00	15.12	<=34.77	Pass
			13	21.25	-4.00	15.10	<=34.77	Pass
			24	21.25	-4.00	15.10	<=34.77	Pass
		12	0	21.27	-4.00	15.12	<=34.77	Pass
6			21.26	-4.00	15.11	<=34.77	Pass	
13			21.26	-4.00	15.11	<=34.77	Pass	
25	0	21.27	-4.00	15.12	<=34.77	Pass		
64QAM	706.5	1	0	21.85	-4.00	15.70	<=34.77	Pass
			13	21.84	-4.00	15.69	<=34.77	Pass
			24	21.79	-4.00	15.64	<=34.77	Pass
		12	0	20.48	-4.00	14.33	<=34.77	Pass
			6	20.45	-4.00	14.30	<=34.77	Pass
			13	20.40	-4.00	14.25	<=34.77	Pass
		25	0	20.30	-4.00	14.15	<=34.77	Pass

	710	1	0	21.65	-4.00	15.50	<=34.77	Pass		
			13	21.67	-4.00	15.52	<=34.77	Pass		
			24	21.65	-4.00	15.50	<=34.77	Pass		
		12	0	21.65	-4.00	15.50	<=34.77	Pass		
			6	21.66	-4.00	15.51	<=34.77	Pass		
			13	21.66	-4.00	15.51	<=34.77	Pass		
		25	0	21.65	-4.00	15.50	<=34.77	Pass		
		713.5	1	0	21.25	-4.00	15.10	<=34.77	Pass	
				13	21.25	-4.00	15.10	<=34.77	Pass	
	24			21.25	-4.00	15.10	<=34.77	Pass		
	12		0	21.26	-4.00	15.11	<=34.77	Pass		
			6	21.27	-4.00	15.12	<=34.77	Pass		
			13	21.25	-4.00	15.10	<=34.77	Pass		
	25		0	21.25	-4.00	15.10	<=34.77	Pass		
	256QAM		706.5	1	0	18.55	-4.00	12.40	<=34.77	Pass
					13	18.49	-4.00	12.34	<=34.77	Pass
		24			18.45	-4.00	12.30	<=34.77	Pass	
		12		0	18.42	-4.00	12.27	<=34.77	Pass	
6				18.42	-4.00	12.27	<=34.77	Pass		
13				18.37	-4.00	12.22	<=34.77	Pass		
25		0		18.38	-4.00	12.23	<=34.77	Pass		
710		1		0	18.56	-4.00	12.41	<=34.77	Pass	
				13	18.51	-4.00	12.36	<=34.77	Pass	
			24	18.51	-4.00	12.36	<=34.77	Pass		
		12	0	18.34	-4.00	12.19	<=34.77	Pass		
			6	18.33	-4.00	12.18	<=34.77	Pass		
			13	18.29	-4.00	12.14	<=34.77	Pass		
		25	0	18.28	-4.00	12.13	<=34.77	Pass		
		713.5	1	0	18.05	-4.00	11.90	<=34.77	Pass	
				13	18.01	-4.00	11.86	<=34.77	Pass	
24				18.00	-4.00	11.85	<=34.77	Pass		
12			0	18.21	-4.00	12.06	<=34.77	Pass		
	6		18.18	-4.00	12.03	<=34.77	Pass			
	13		18.15	-4.00	12.00	<=34.77	Pass			
25	0		18.23	-4.00	12.08	<=34.77	Pass			

Note1: ERP=Conducted Power+Antenna Gain-2.15

### 1.1.2 B17\_10MHz\_ERP

Band: 17 / Bandwidth: 10MHz / NTV									
Modulation	Frequency (MHz)	RB Allocation		Conducted Power (dBm)	Gain (dBi)	ERP (dBm)		Verdict	
		Size	Offset			Result	Limit		
QPSK	709	1	0	23.41	-4.00	17.26	<=34.77	Pass	
			25	23.31	-4.00	17.16	<=34.77	Pass	
			49	23.23	-4.00	17.08	<=34.77	Pass	
		25	0	22.33	-4.00	16.18	<=34.77	Pass	
			13	22.30	-4.00	16.15	<=34.77	Pass	
			25	22.27	-4.00	16.12	<=34.77	Pass	
		50	0	22.30	-4.00	16.15	<=34.77	Pass	
		710	1	0	21.91	-4.00	15.76	<=34.77	Pass
				25	21.93	-4.00	15.78	<=34.77	Pass
	49			21.94	-4.00	15.79	<=34.77	Pass	
	25		0	21.90	-4.00	15.75	<=34.77	Pass	
			13	21.88	-4.00	15.73	<=34.77	Pass	
			25	21.92	-4.00	15.77	<=34.77	Pass	
	50	0	21.94	-4.00	15.79	<=34.77	Pass		
	711	1	0	21.67	-4.00	15.52	<=34.77	Pass	

		25	25	21.67	-4.00	15.52	<=34.77	Pass	
			49	21.65	-4.00	15.50	<=34.77	Pass	
			0	21.67	-4.00	15.52	<=34.77	Pass	
			13	21.68	-4.00	15.53	<=34.77	Pass	
			25	21.67	-4.00	15.52	<=34.77	Pass	
		50	0	21.66	-4.00	15.51	<=34.77	Pass	
			0	22.57	-4.00	16.42	<=34.77	Pass	
			25	22.48	-4.00	16.33	<=34.77	Pass	
			49	22.42	-4.00	16.27	<=34.77	Pass	
			0	21.38	-4.00	15.23	<=34.77	Pass	
16QAM	709	1	13	21.32	-4.00	15.17	<=34.77	Pass	
			25	21.31	-4.00	15.16	<=34.77	Pass	
			0	21.28	-4.00	15.13	<=34.77	Pass	
		25	0	21.93	-4.00	15.78	<=34.77	Pass	
			25	21.93	-4.00	15.78	<=34.77	Pass	
			49	21.93	-4.00	15.78	<=34.77	Pass	
	710	1	0	21.93	-4.00	15.78	<=34.77	Pass	
			13	21.88	-4.00	15.73	<=34.77	Pass	
			25	21.93	-4.00	15.78	<=34.77	Pass	
		25	0	21.93	-4.00	15.78	<=34.77	Pass	
			0	21.68	-4.00	15.53	<=34.77	Pass	
			25	21.68	-4.00	15.53	<=34.77	Pass	
	711	1	49	21.67	-4.00	15.52	<=34.77	Pass	
			0	21.66	-4.00	15.51	<=34.77	Pass	
			13	21.67	-4.00	15.52	<=34.77	Pass	
25		25	21.68	-4.00	15.53	<=34.77	Pass		
		0	21.67	-4.00	15.52	<=34.77	Pass		
		25	21.67	-4.00	15.52	<=34.77	Pass		
64QAM	709	1	0	21.74	-4.00	15.59	<=34.77	Pass	
			25	21.62	-4.00	15.47	<=34.77	Pass	
			49	21.55	-4.00	15.40	<=34.77	Pass	
		25	0	20.29	-4.00	14.14	<=34.77	Pass	
			13	20.24	-4.00	14.09	<=34.77	Pass	
			25	20.23	-4.00	14.08	<=34.77	Pass	
	710	1	0	20.29	-4.00	14.14	<=34.77	Pass	
			0	21.88	-4.00	15.73	<=34.77	Pass	
			25	21.88	-4.00	15.73	<=34.77	Pass	
		25	49	21.89	-4.00	15.74	<=34.77	Pass	
			0	21.89	-4.00	15.74	<=34.77	Pass	
			13	21.88	-4.00	15.73	<=34.77	Pass	
	711	1	25	21.94	-4.00	15.79	<=34.77	Pass	
			0	21.93	-4.00	15.78	<=34.77	Pass	
			0	21.67	-4.00	15.52	<=34.77	Pass	
25		25	21.67	-4.00	15.52	<=34.77	Pass		
		49	21.68	-4.00	15.53	<=34.77	Pass		
		0	21.67	-4.00	15.52	<=34.77	Pass		
256QAM	709	1	0	21.67	-4.00	15.52	<=34.77	Pass	
			13	21.66	-4.00	15.51	<=34.77	Pass	
			25	21.67	-4.00	15.52	<=34.77	Pass	
		25	0	21.67	-4.00	15.52	<=34.77	Pass	
			0	18.45	-4.00	12.30	<=34.77	Pass	
			25	18.36	-4.00	12.21	<=34.77	Pass	
	710	1	49	18.31	-4.00	12.16	<=34.77	Pass	
			0	18.37	-4.00	12.22	<=34.77	Pass	
			13	18.32	-4.00	12.17	<=34.77	Pass	
		25	25	18.29	-4.00	12.14	<=34.77	Pass	
			0	18.32	-4.00	12.17	<=34.77	Pass	
			0	18.65	-4.00	12.50	<=34.77	Pass	
			25	25	18.53	-4.00	12.38	<=34.77	Pass
				49	18.49	-4.00	12.34	<=34.77	Pass
				0	18.33	-4.00	12.18	<=34.77	Pass

	711	50	13	18.25	-4.00	12.10	<=34.77	Pass
			25	18.23	-4.00	12.08	<=34.77	Pass
		1	0	18.29	-4.00	12.14	<=34.77	Pass
			0	18.19	-4.00	12.04	<=34.77	Pass
			25	18.07	-4.00	11.92	<=34.77	Pass
		25	49	18.02	-4.00	11.87	<=34.77	Pass
			0	18.29	-4.00	12.14	<=34.77	Pass
			13	18.25	-4.00	12.10	<=34.77	Pass
		50	25	18.24	-4.00	12.09	<=34.77	Pass
			0	18.30	-4.00	12.15	<=34.77	Pass

Note1: ERP=Conducted Power+Antenna Gain-2.15

## 2. Frequency Stability

### 2.1 Test Result

#### 2.1.1 B17\_10MHz

Band: 17 / Bandwidth: 10MHz									
Modulation	Frequency (MHz)	RB Allocation		Temp. (°C)	Voltage (VDC)	Freq. Error (Hz)	Freq. vs. Rated (ppm)		Verdict
		Size	Offset				Result	Limit	
QPSK	710	50	0	20	3.6	1.333	0.0019	-2.5 to 2.5	Pass
					3.88	0.649	0.0009	-2.5 to 2.5	Pass
					4.53	1.219	0.0017	-2.5 to 2.5	Pass
				-30	3.88	0.893	0.0013	-2.5 to 2.5	Pass
					-20	3.88	1.564	0.0022	-2.5 to 2.5
				-10	3.88	0.892	0.0013	-2.5 to 2.5	Pass
					0	3.88	1.840	0.0026	-2.5 to 2.5
				10	3.88	1.783	0.0025	-2.5 to 2.5	Pass
				30	3.88	0.878	0.0012	-2.5 to 2.5	Pass
				40	3.88	1.410	0.0020	-2.5 to 2.5	Pass
50	3.88	0.911	0.0013	-2.5 to 2.5	Pass				

## 3. 99% & 26dB Bandwidth

### 3.1 Test Result

#### 3.1.1 Band17\_OBW

Band: 17 / NTV							
Bandwidth (MHz)	Modulation	Frequency (MHz)	RB Allocation		99% Occupied Bandwidth (MHz)		Verdict
			Size	Offset	Result	Limit	
5	QPSK	710	25	0	4.523	/	Pass
	16QAM	710	25	0	4.496	/	Pass
10	QPSK	710	50	0	8.955	/	Pass
	16QAM	710	50	0	8.959	/	Pass

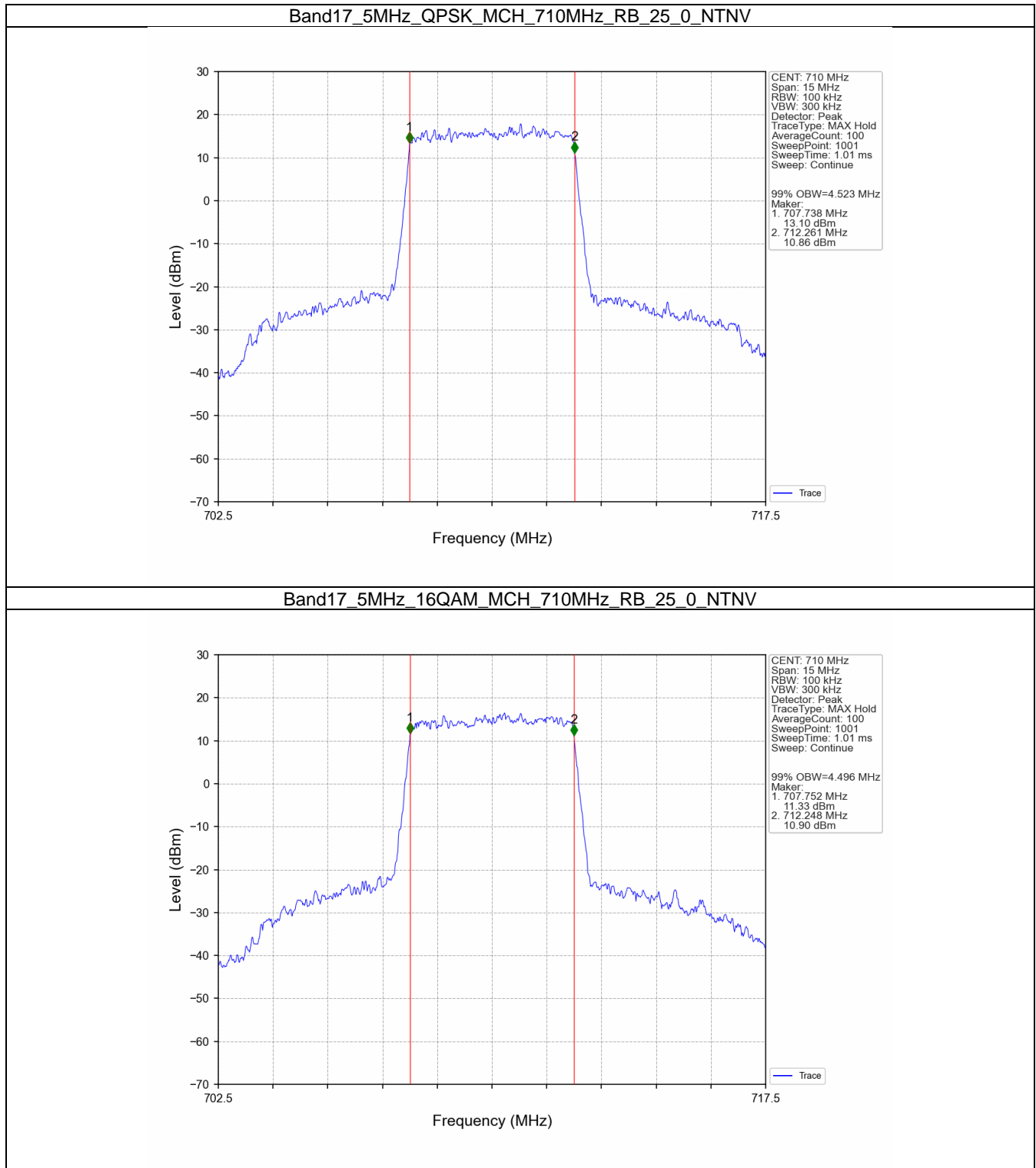
#### 3.1.2 Band17\_XDB

Band: 17 / NTV							
Bandwidth (MHz)	Modulation	Frequency (MHz)	RB Allocation		26dB Bandwidth (MHz)		Verdict
			Size	Offset	Result	Limit	
5	QPSK	710	25	0	5.002	/	Pass

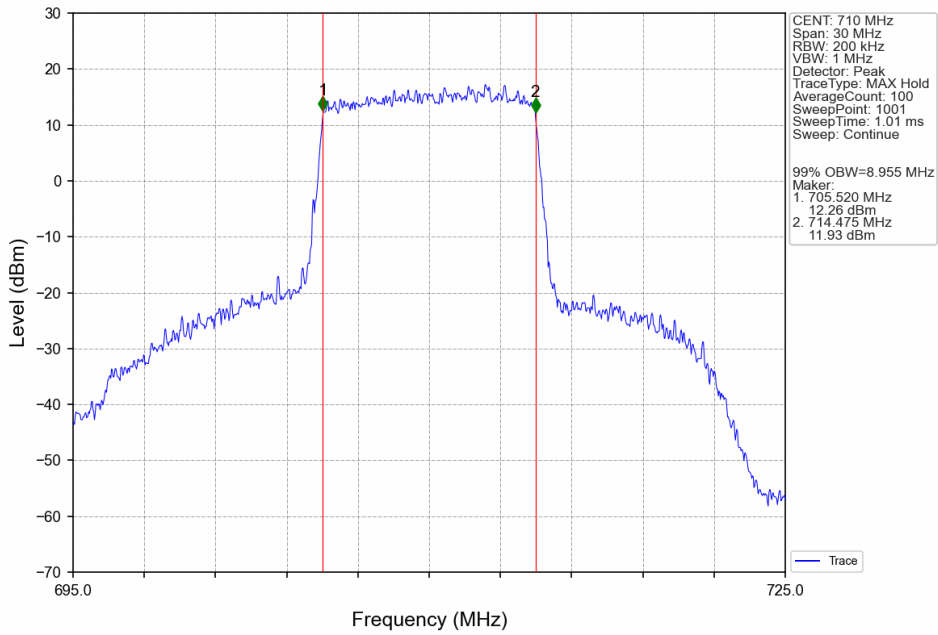
	16QAM	710	25	0	4.988	/	Pass
10	QPSK	710	50	0	9.884	/	Pass
	16QAM	710	50	0	9.858	/	Pass

## 3.2 Test Graph

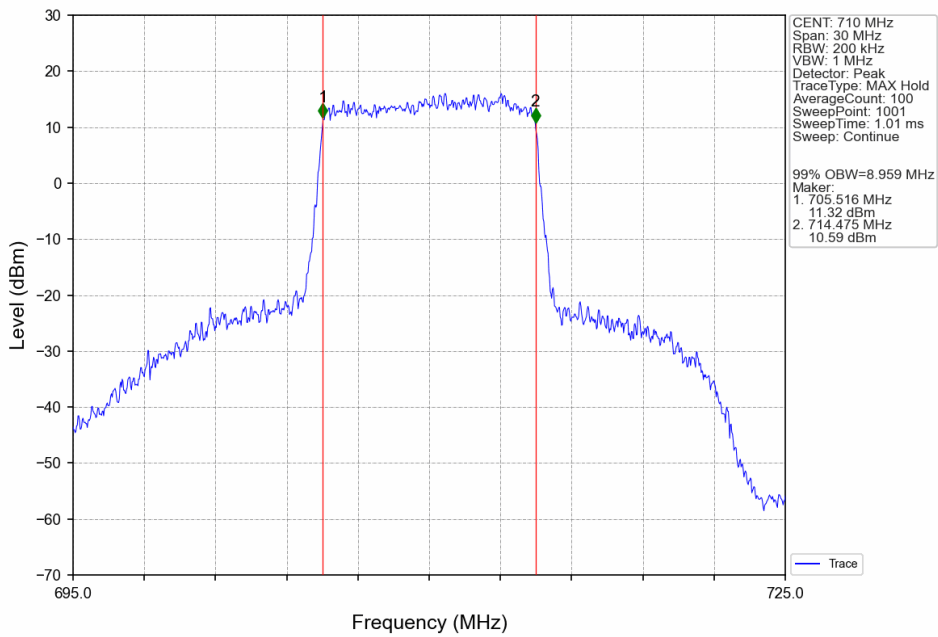
### 3.2.1 Band17\_OBW



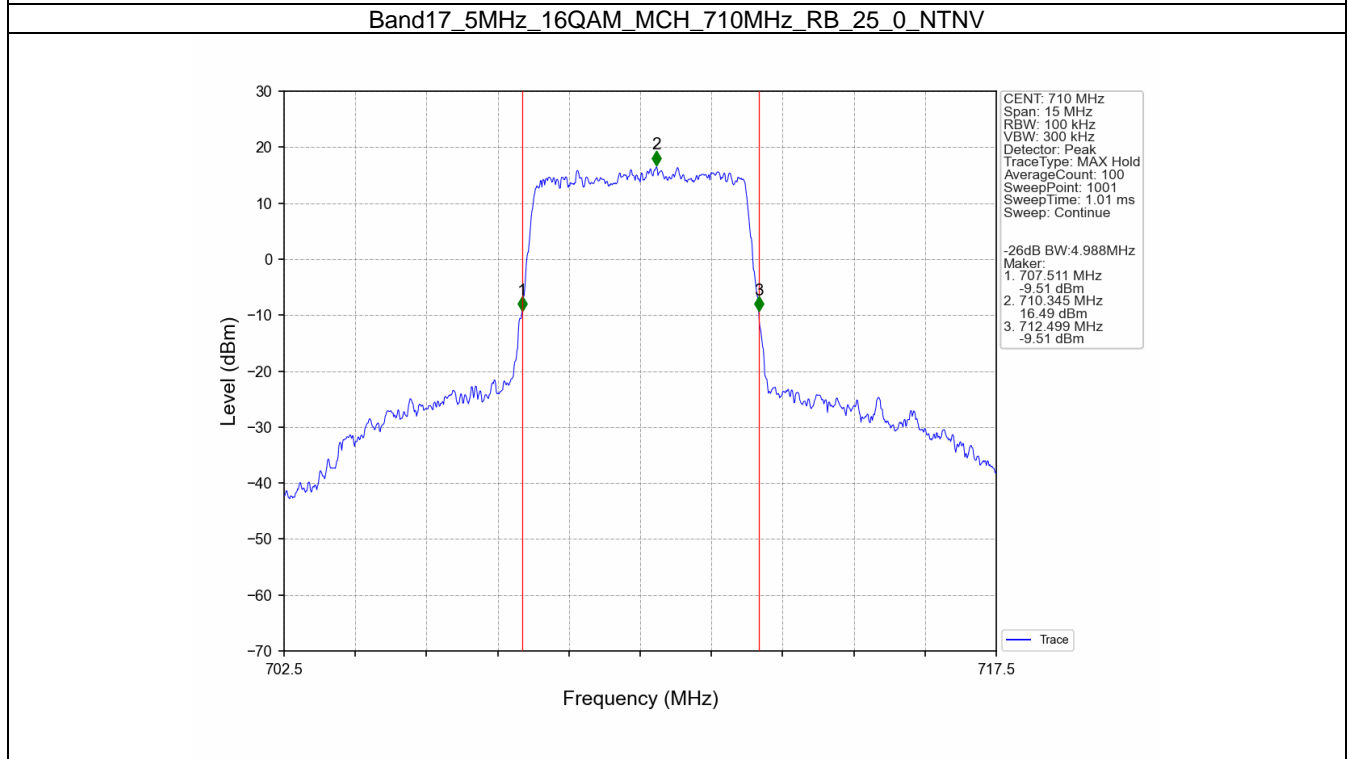
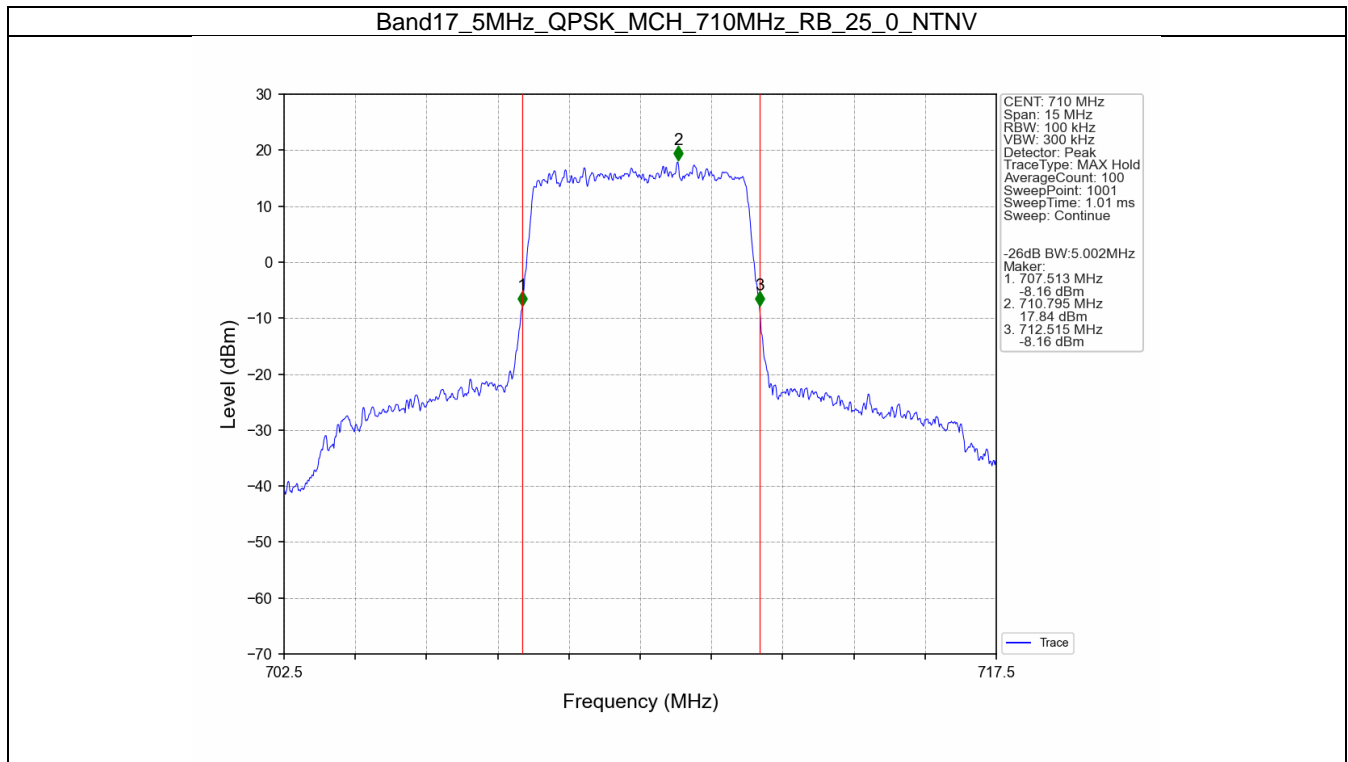
Band17\_10MHz\_QPSK\_MCH\_710MHz\_RB\_50\_0\_NTNV



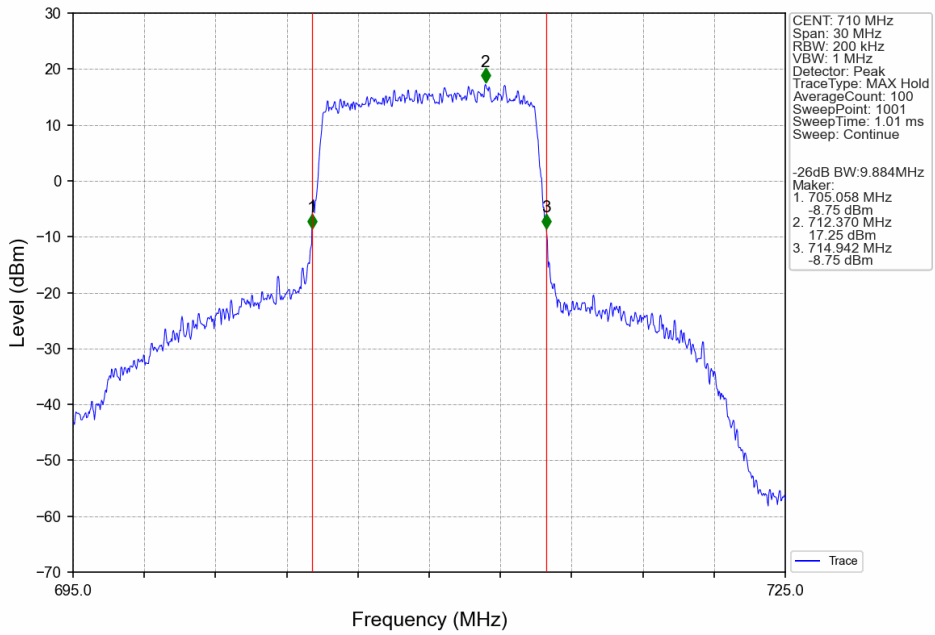
Band17\_10MHz\_16QAM\_MCH\_710MHz\_RB\_50\_0\_NTNV



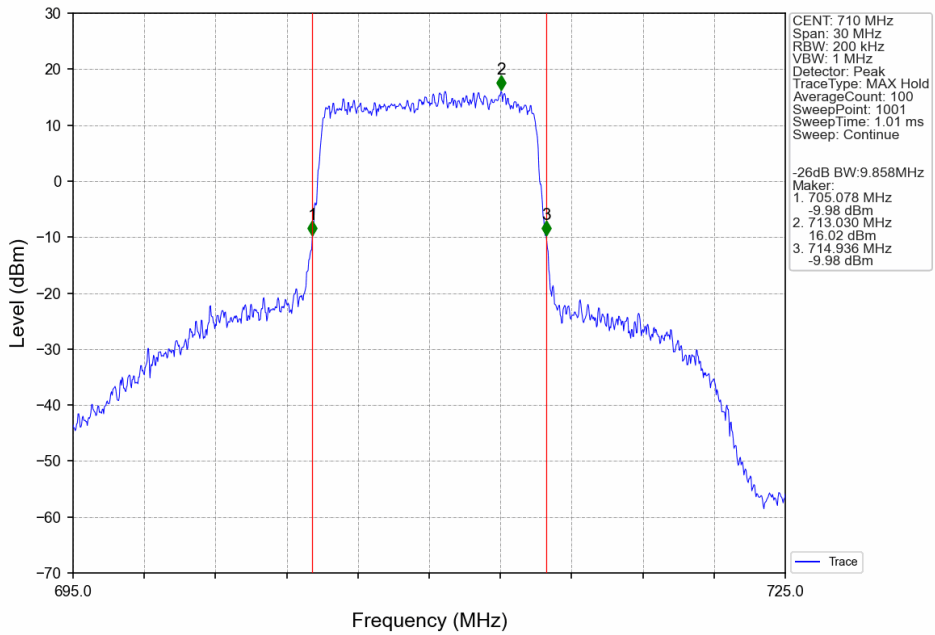
### 3.2.2 Band17\_XDB



Band17\_10MHz\_QPSK\_MCH\_710MHz\_RB\_50\_0\_NTNV



Band17\_10MHz\_16QAM\_MCH\_710MHz\_RB\_50\_0\_NTNV



## 4. Peak-Average Ratio

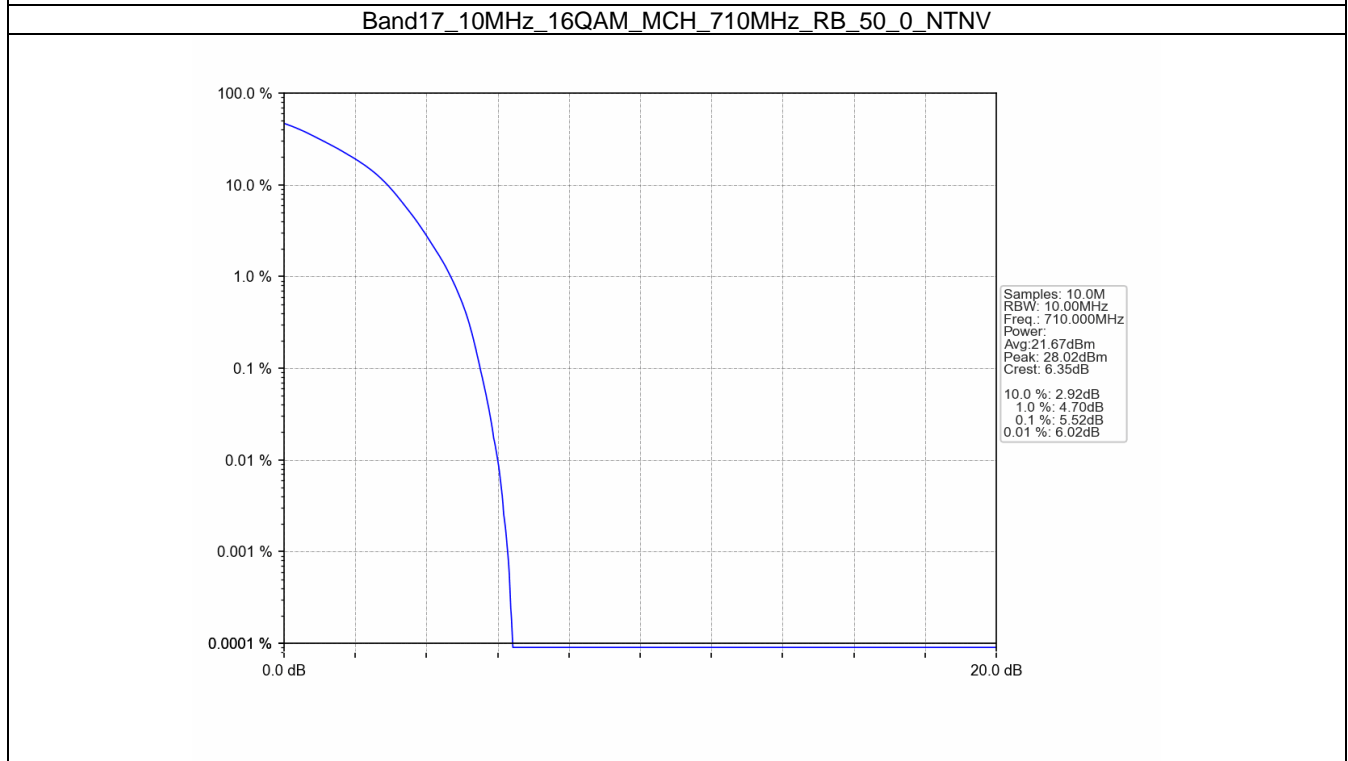
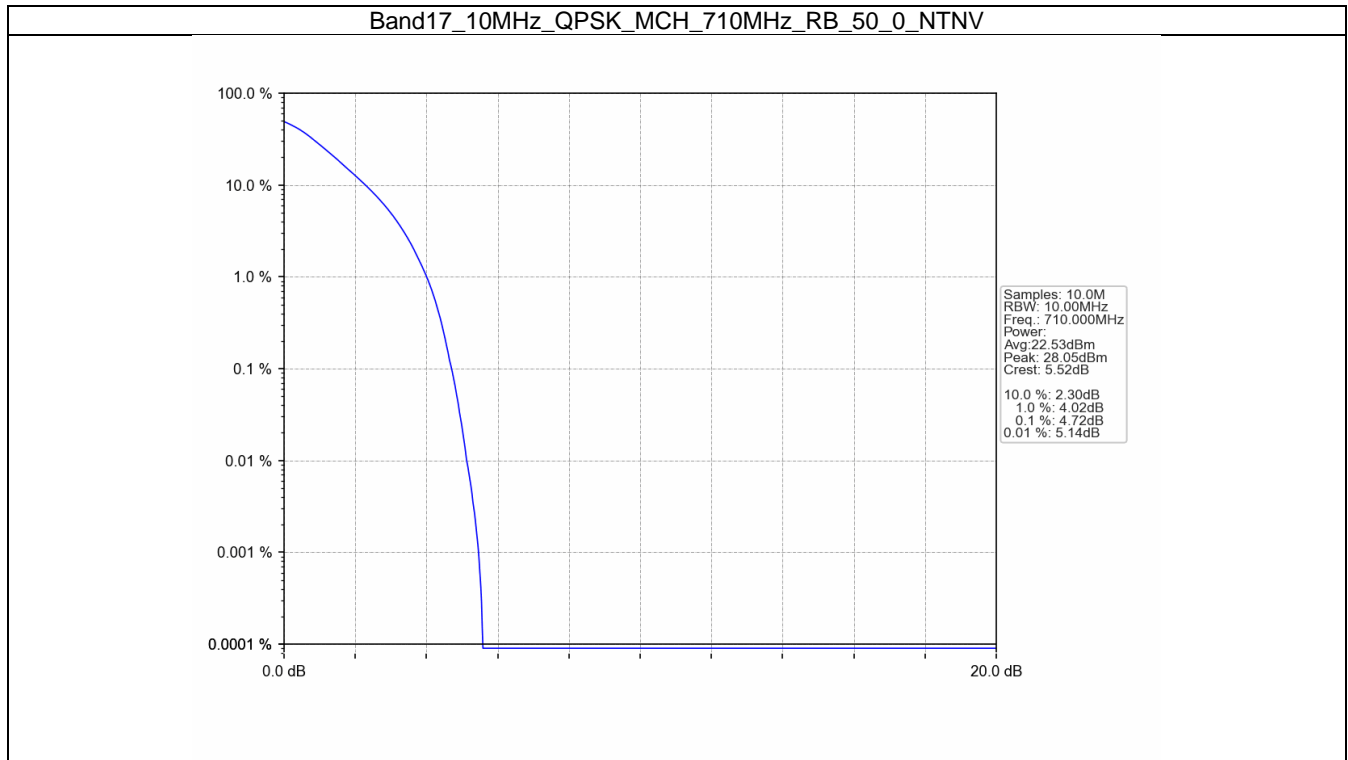
### 4.1 Test Result

#### 4.1.1 B17\_10MHz

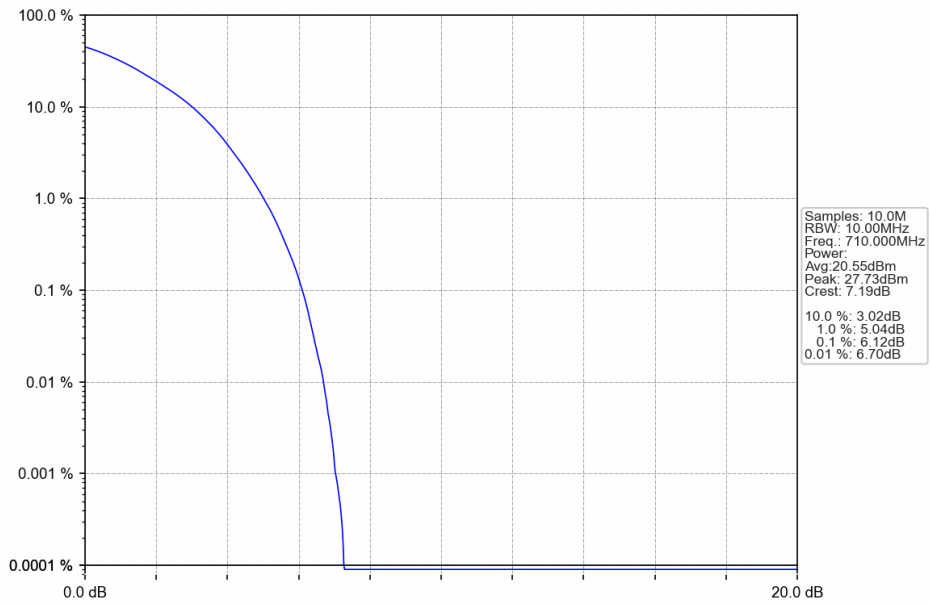
Band: 17 / Bandwidth: 10MHz / NTNV						
Modulation	Frequency (MHz)	RB Allocation		Peak-Average Ratio (dB)		Verdict
		Size	Offset	Result	Limit	
QPSK	710	50	0	4.72	<=13	Pass
16QAM	710	50	0	5.52	<=13	Pass
64QAM	710	50	0	6.12	<=13	Pass
256QAM	710	50	0	6.08	<=13	Pass

## 4.2 Test Graph

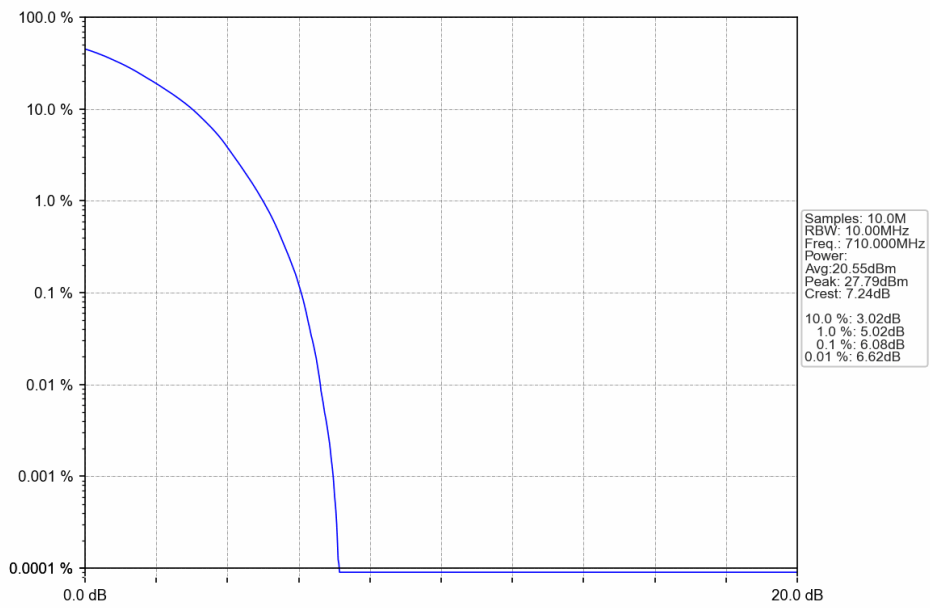
### 4.2.1 B17\_10MHz



Band17\_10MHz\_64QAM\_MCH\_710MHz\_RB\_50\_0\_NTNV



Band17\_10MHz\_256QAM\_MCH\_710MHz\_RB\_50\_0\_NTNV



## 5. Spurious Emission

### 5.1 Test Result

#### 5.1.1 B17\_5MHz

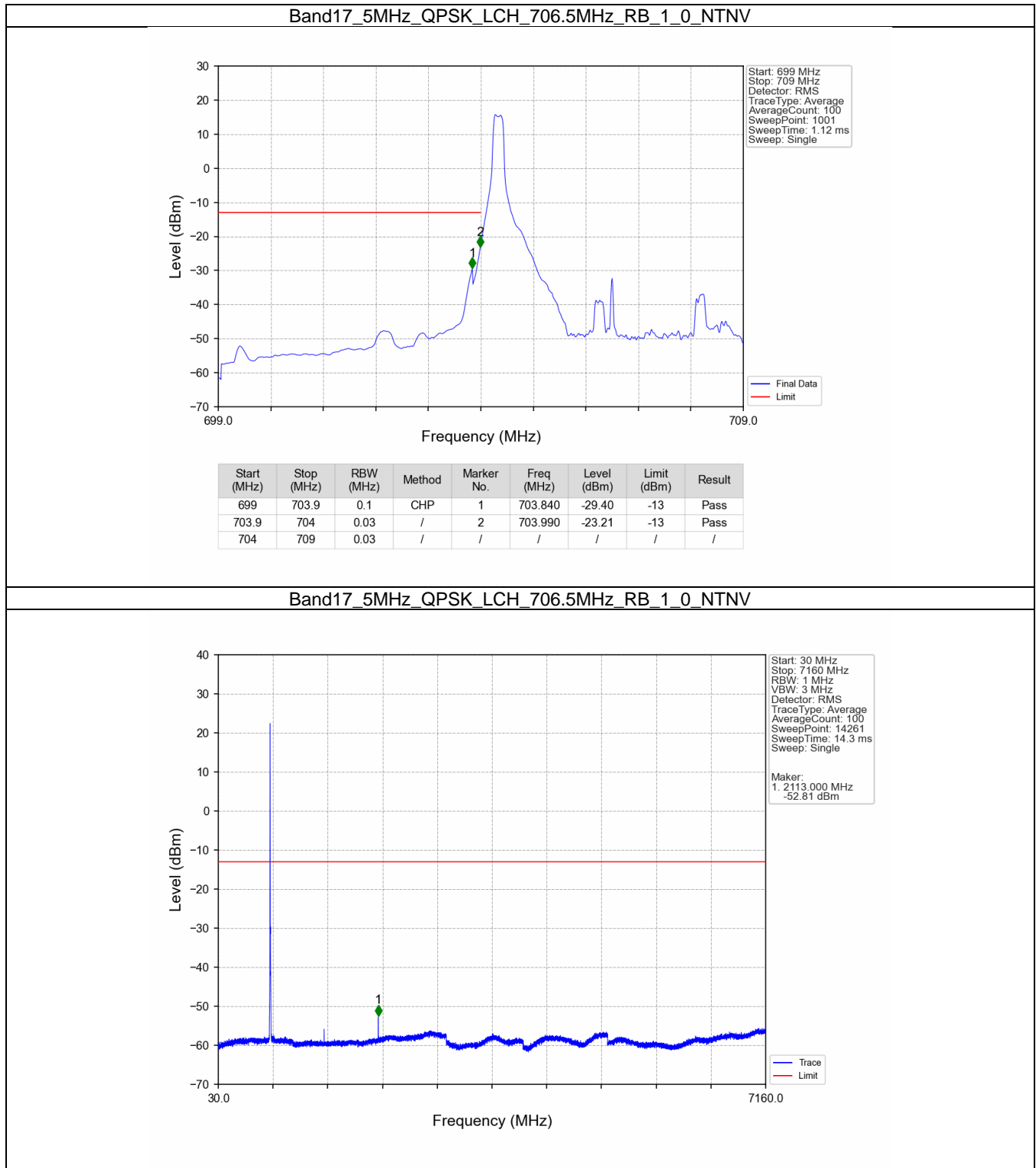
Band: 17 / Bandwidth: 5MHz / NTV						
Modulation	Frequency (MHz)	RB Allocation		Spurious Emission		Verdict
		Size	Offset	Result	Limit	
QPSK	706.5	1	0	Refer To Test Graph		Pass
		25	0	Refer To Test Graph		Pass
	710	1	0	Refer To Test Graph		Pass
	713.5	1	0	Refer To Test Graph		Pass
			24	Refer To Test Graph		Pass
		25	0	Refer To Test Graph		Pass

#### 5.1.2 B17\_10MHz

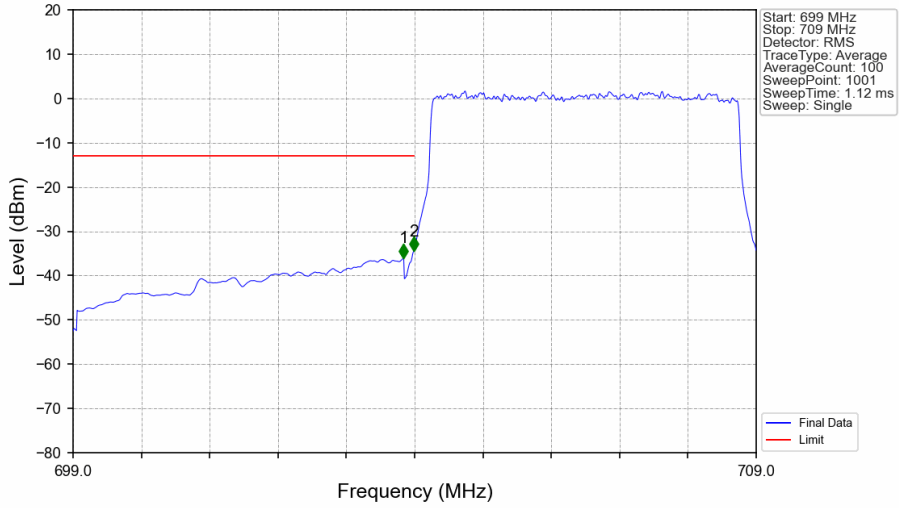
Band: 17 / Bandwidth: 10MHz / NTV						
Modulation	Frequency (MHz)	RB Allocation		Spurious Emission		Verdict
		Size	Offset	Result	Limit	
QPSK	709	1	0	Refer To Test Graph		Pass
		50	0	Refer To Test Graph		Pass
	710	1	0	Refer To Test Graph		Pass
	711	1	0	Refer To Test Graph		Pass
			49	Refer To Test Graph		Pass
		50	0	Refer To Test Graph		Pass

## 5.2 Test Graph

### 5.2.1 B17\_5MHz

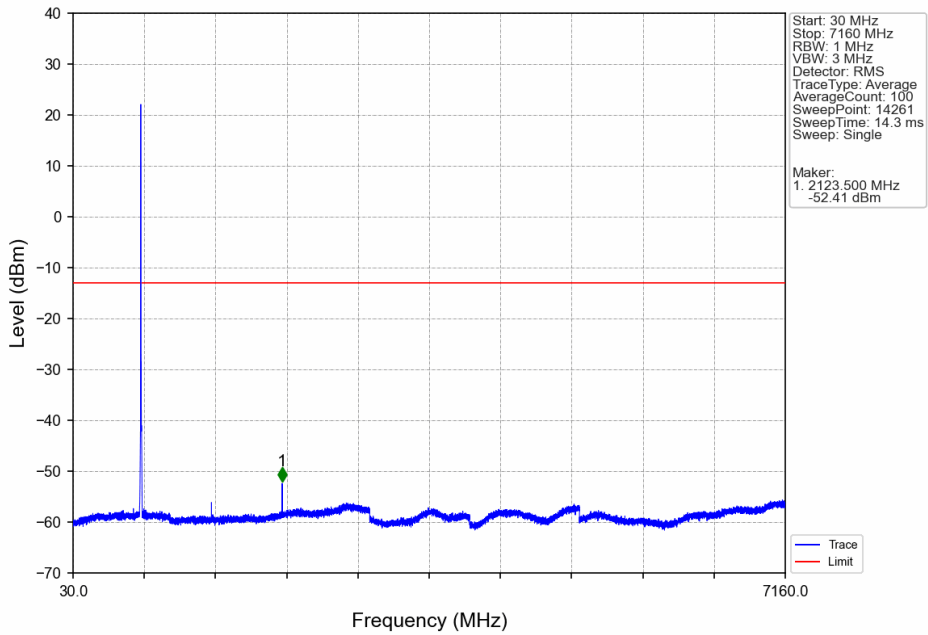


Band17\_5MHz\_QPSK\_LCH\_706.5MHz\_RB\_25\_0\_NTNV

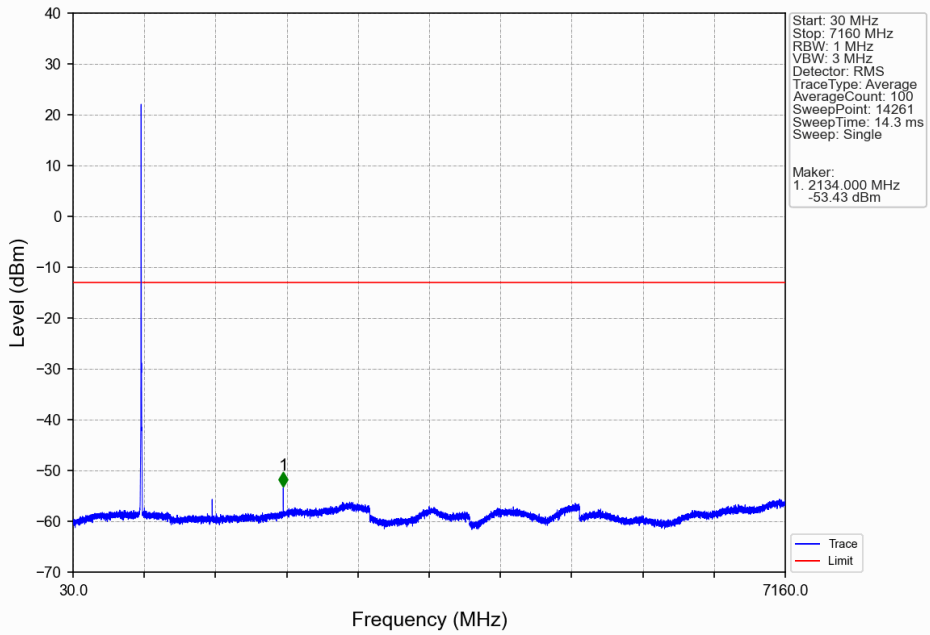


Start (MHz)	Stop (MHz)	RBW (MHz)	Method	Marker No.	Freq (MHz)	Level (dBm)	Limit (dBm)	Result
699	703.9	0.1	CHP	1	703.840	-35.96	-13	Pass
703.9	704	0.03	/	2	703.990	-34.34	-13	Pass
704	709	0.03	/	/	/	/	/	/

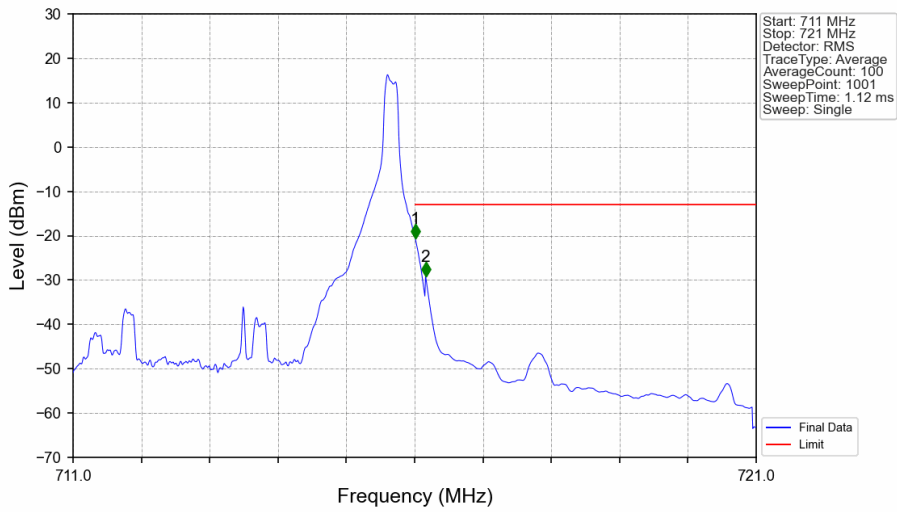
Band17\_5MHz\_QPSK\_MCH\_710MHz\_RB\_1\_0\_NTNV



Band17\_5MHz\_QPSK\_HCH\_713.5MHz\_RB\_1\_0\_NTNV

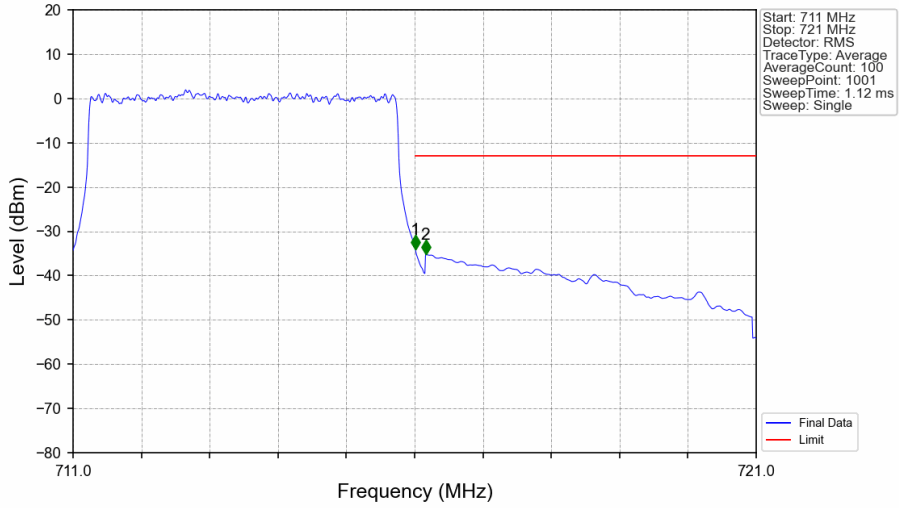


Band17\_5MHz\_QPSK\_HCH\_713.5MHz\_RB\_1\_24\_NTNV



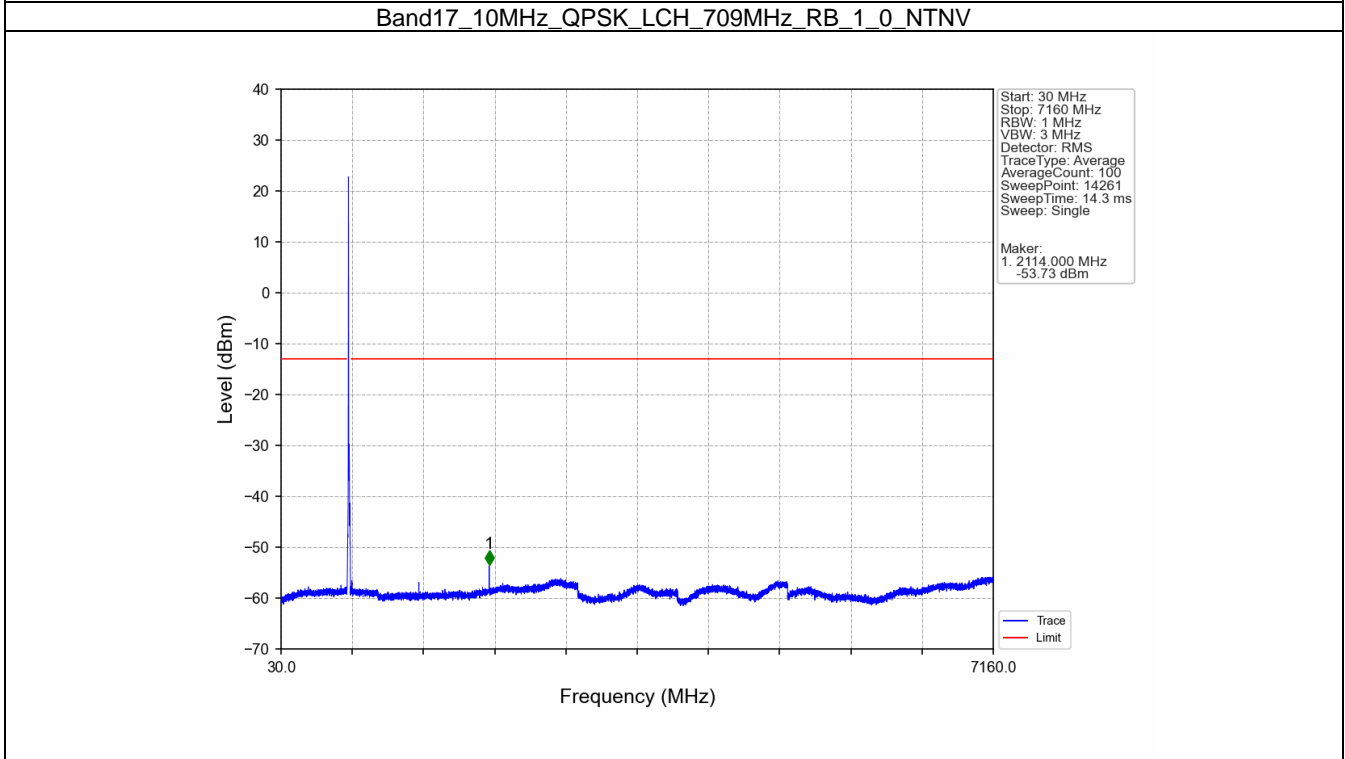
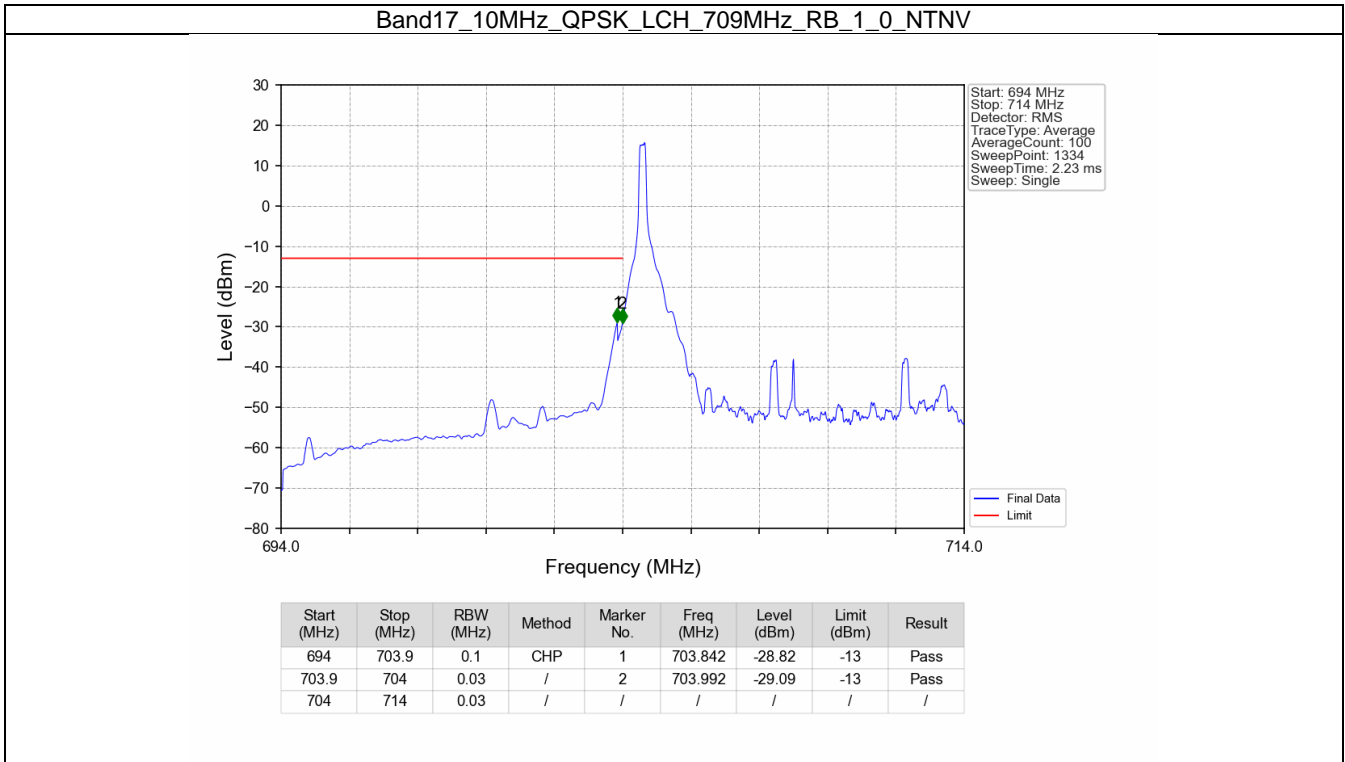
Start (MHz)	Stop (MHz)	RBW (MHz)	Method	Marker No.	Freq (MHz)	Level (dBm)	Limit (dBm)	Result
711	716	0.03	/	/	/	/	/	/
716	716.1	0.03	/	1	716.010	-20.63	-13	Pass
716.1	721	0.1	CHP	2	716.160	-29.07	-13	Pass

Band17\_5MHz\_QPSK\_HCH\_713.5MHz\_RB\_25\_0\_NTNV

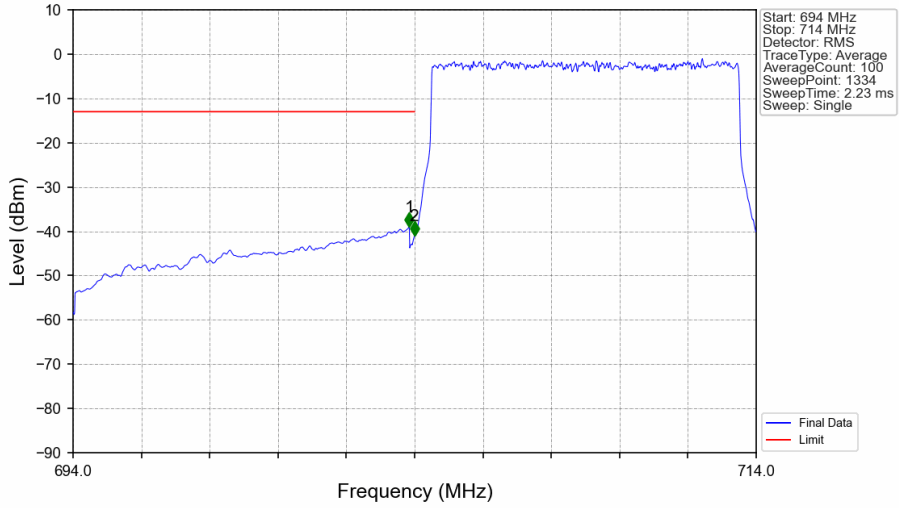


Start (MHz)	Stop (MHz)	RBW (MHz)	Method	Marker No.	Freq (MHz)	Level (dBm)	Limit (dBm)	Result
711	716	0.03	/	/	/	/	/	/
716	716.1	0.03	/	1	716.010	-33.99	-13	Pass
716.1	721	0.1	CHP	2	716.160	-35.09	-13	Pass

### 5.2.2 B17\_10MHz

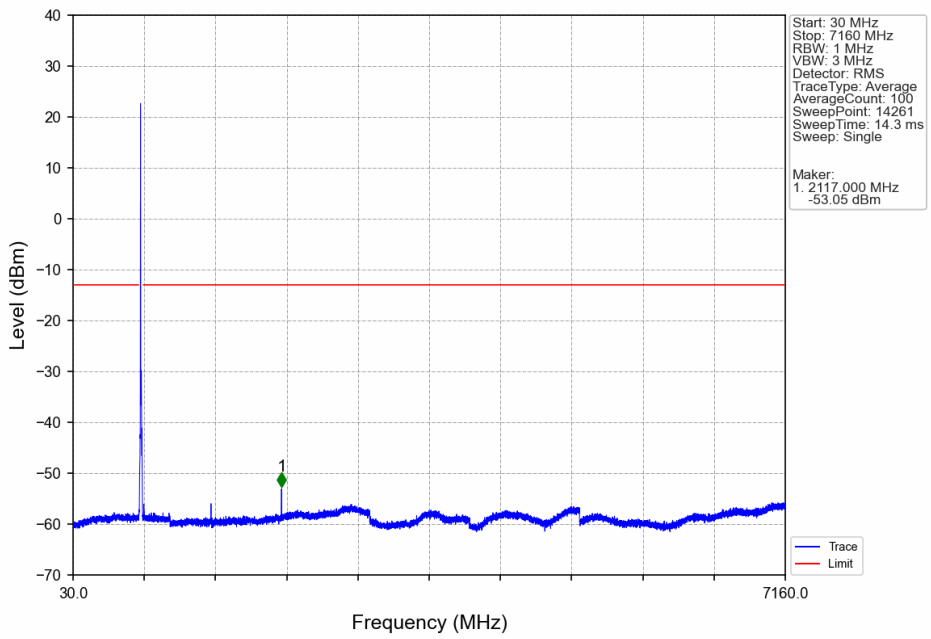


Band17\_10MHz\_QPSK\_LCH\_709MHz\_RB\_50\_0\_NTNV

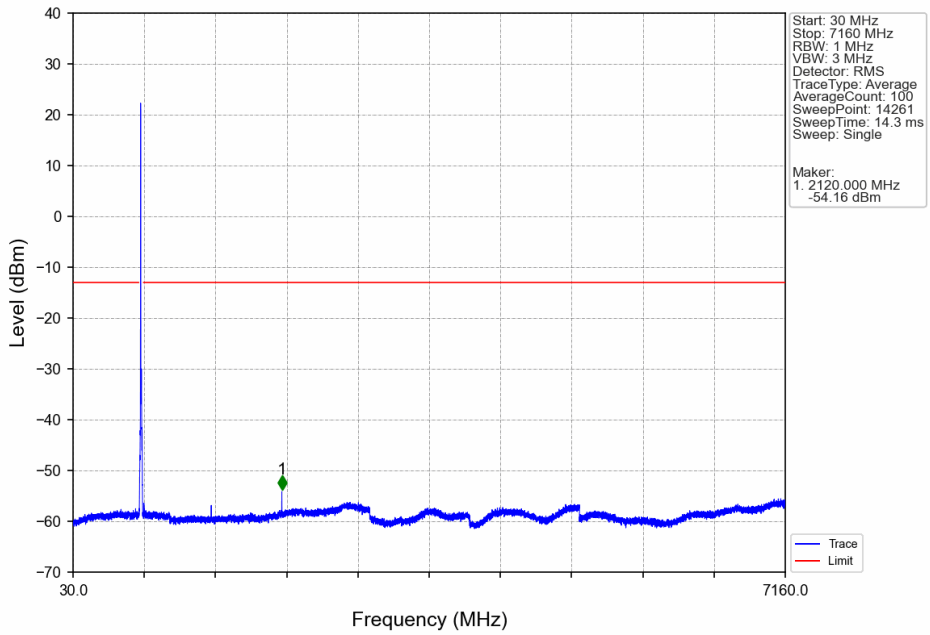


Start (MHz)	Stop (MHz)	RBW (MHz)	Method	Marker No.	Freq (MHz)	Level (dBm)	Limit (dBm)	Result
694	703.9	0.1	CHP	1	703.842	-38.97	-13	Pass
703.9	704	0.03	/	2	703.992	-40.99	-13	Pass
704	714	0.03	/	/	/	/	/	/

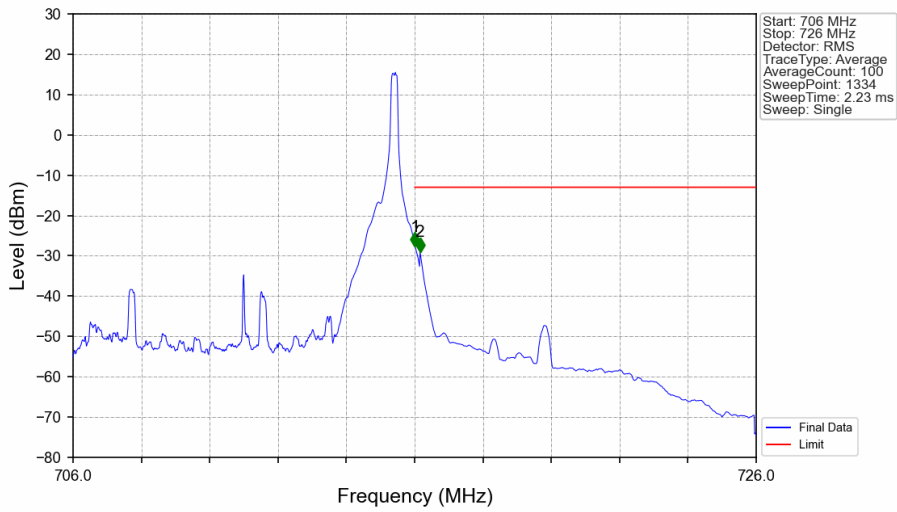
Band17\_10MHz\_QPSK\_MCH\_710MHz\_RB\_1\_0\_NTNV



Band17\_10MHz\_QPSK\_HCH\_711MHz\_RB\_1\_0\_NTNV

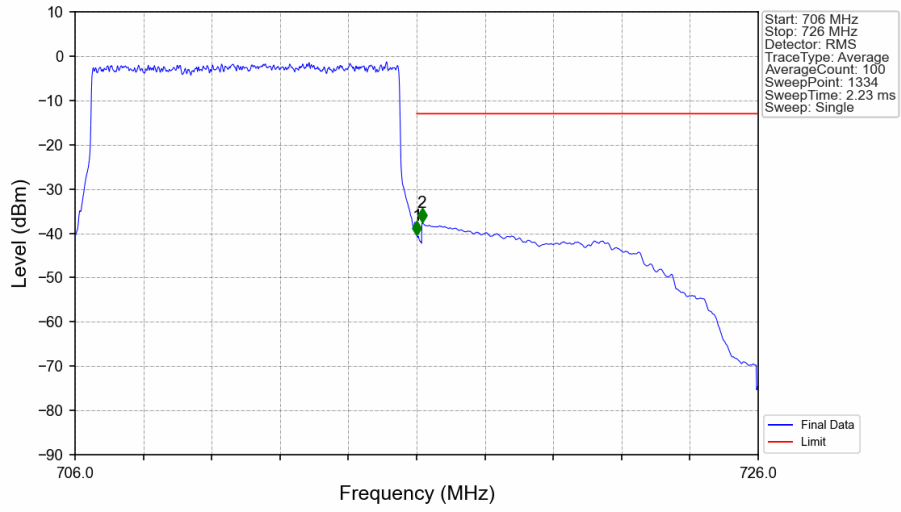


Band17\_10MHz\_QPSK\_HCH\_711MHz\_RB\_1\_49\_NTNV



Start (MHz)	Stop (MHz)	RBW (MHz)	Method	Marker No.	Freq (MHz)	Level (dBm)	Limit (dBm)	Result
706	716	0.03	/	/	/	/	/	/
716	716.1	0.03	/	1	716.008	-27.64	-13	Pass
716.1	726	0.1	CHP	2	716.158	-28.95	-13	Pass

Band17\_10MHz\_QPSK\_HCH\_711MHz\_RB\_50\_0\_NTNV



Start (MHz)	Stop (MHz)	RBW (MHz)	Method	Marker No.	Freq (MHz)	Level (dBm)	Limit (dBm)	Result
706	716	0.03	/	/	/	/	/	/
716	716.1	0.03	/	1	716.008	-40.44	-13	Pass
716.1	726	0.1	CHP	2	716.158	-37.53	-13	Pass

## 6. Field Strength of Spurious Radiation

For Sample 1

**Test Band = LTE Band17\_ TM1**

**Test Channel = Low**

Final Data List								
NO.	Frequency [MHz]	Reading [dB $\mu$ V]	Factor [dB]	AF[dB/m]	Level [dBm]	Limit [dBm]	Margin [dB]	Polarity
1	1806.2857	42.69	-47.96	25.62	-74.91	-13.00	61.91	Horizontal
2	2540.5714	43.60	-47.13	27.27	-71.52	-13.00	58.52	Horizontal
3	3022.2857	43.63	-46.57	28.12	-70.08	-13.00	57.08	Horizontal
4	3686.8571	43.05	-46.17	28.90	-69.49	-13.00	56.49	Horizontal
5	4892.5714	42.93	-45.58	31.23	-66.69	-13.00	53.69	Horizontal
6	6005.7143	42.50	-44.44	32.42	-64.79	-13.00	51.79	Horizontal

Final Data List								
NO.	Frequency [MHz]	Reading [dB $\mu$ V]	Factor [dB]	AF[dB/m]	Level [dBm]	Limit [dBm]	Margin [dB]	Polarity
1	1615.4286	41.97	-48.26	25.42	-76.14	-13.00	63.14	Vertical
2	2089.7143	43.44	-47.73	26.38	-73.17	-13.00	60.17	Vertical
3	2667.4286	41.11	-47.01	27.50	-73.66	-13.00	60.66	Vertical
4	3031.4286	43.05	-46.59	28.13	-70.67	-13.00	57.67	Vertical
5	4573.1429	42.20	-45.74	30.72	-68.08	-13.00	55.08	Vertical
6	5538.2857	42.47	-45.19	32.31	-65.67	-13.00	52.67	Vertical

**Test Band = LTE Band17\_ TM1**  
**Test Channel = Mid**

Final Data List								
NO.	Frequency [MHz]	Reading [dBμV]	Factor [dB]	AF[dB/m]	Level [dBm]	Limit [dBm]	Margin [dB]	Polarity
1	1196.5714	42.82	-48.56	25.11	-75.90	-13.00	62.90	Horizontal
2	1655.4286	42.72	-48.21	25.46	-75.30	-13.00	62.30	Horizontal
3	2225.1429	43.86	-47.63	26.65	-72.38	-13.00	59.38	Horizontal
4	2713.7143	43.94	-47.03	27.58	-70.77	-13.00	57.77	Horizontal
5	3813.7143	43.78	-46.17	29.10	-68.55	-13.00	55.55	Horizontal
6	5369.7143	42.94	-45.07	32.07	-65.32	-13.00	52.32	Horizontal

Final Data List								
NO.	Frequency [MHz]	Reading [dBμV]	Factor [dB]	AF[dB/m]	Level [dBm]	Limit [dBm]	Margin [dB]	Polarity
1	1489.7143	45.14	-48.29	25.29	-73.12	-13.00	60.12	Vertical
2	2442.2857	54.33	-47.37	27.08	-61.22	-13.00	48.22	Vertical
3	2723.4286	44.08	-47.02	27.60	-70.60	-13.00	57.60	Vertical
4	3190.8571	43.11	-46.33	28.29	-70.19	-13.00	57.19	Vertical
5	3978.2857	42.86	-46.21	29.37	-69.24	-13.00	56.24	Vertical
6	4260	42.86	-45.85	30.02	-68.23	-13.00	55.23	Vertical

**Test Band = LTE Band17\_ TM1**  
**Test Channel = High**

Final Data List								
NO.	Frequency [MHz]	Reading [dBμV]	Factor [dB]	AF[dB/m]	Level [dBm]	Limit [dBm]	Margin [dB]	Polarity
1	1766.2857	62.76	-48.02	25.57	-54.95	-13.00	41.95	Horizontal
2	2137.7143	44.77	-47.70	26.48	-71.71	-13.00	58.71	Horizontal
3	2672	44.28	-47.02	27.51	-70.49	-13.00	57.49	Horizontal
4	3048	44.05	-46.63	28.15	-69.69	-13.00	56.69	Horizontal
5	4091.4286	43.17	-45.93	29.62	-68.40	-13.00	55.40	Horizontal
6	4554.8571	43.14	-45.70	30.69	-67.14	-13.00	54.14	Horizontal

Final Data List								
NO.	Frequency [MHz]	Reading [dBμV]	Factor [dB]	AF[dB/m]	Level [dBm]	Limit [dBm]	Margin [dB]	Polarity
1	1783.4286	59.58	-47.98	25.58	-58.08	-13.00	45.08	Vertical
2	2227.4286	45.00	-47.63	26.65	-71.24	-13.00	58.24	Vertical
3	2807.4286	44.22	-46.89	27.75	-70.18	-13.00	57.18	Vertical
4	3488	43.45	-46.54	28.59	-69.76	-13.00	56.76	Vertical
5	4604	43.29	-45.79	30.77	-66.99	-13.00	53.99	Vertical
6	5214.8571	42.64	-45.03	31.79	-65.87	-13.00	52.87	Vertical