

1. Effective (Isotropic) Radiated Power Output Data

1.1 Test Result

1.1.1 B5_1.4MHz_ERP

Band: 5 / Bandwidth: 1.4MHz / NTV								
Modulation	Frequency (MHz)	RB Allocation		Conducted Power (dBm)	Gain (dBi)	ERP (dBm)		Verdict
		Size	Offset			Result	Limit	
QPSK	824.7	1	0	23.16	-6.00	15.01	<=38.45	Pass
			2	23.26	-6.00	15.11	<=38.45	Pass
			5	23.18	-6.00	15.03	<=38.45	Pass
		3	0	23.34	-6.00	15.19	<=38.45	Pass
			2	23.33	-6.00	15.18	<=38.45	Pass
			3	23.34	-6.00	15.19	<=38.45	Pass
	6	0	22.36	-6.00	14.21	<=38.45	Pass	
	836.5	1	0	23.31	-6.00	15.16	<=38.45	Pass
			2	23.25	-6.00	15.10	<=38.45	Pass
			5	23.23	-6.00	15.08	<=38.45	Pass
		3	0	23.25	-6.00	15.10	<=38.45	Pass
			2	23.20	-6.00	15.05	<=38.45	Pass
			3	23.17	-6.00	15.02	<=38.45	Pass
	6	0	22.26	-6.00	14.11	<=38.45	Pass	
	848.3	1	0	23.41	-6.00	15.26	<=38.45	Pass
			2	23.19	-6.00	15.04	<=38.45	Pass
			5	23.40	-6.00	15.25	<=38.45	Pass
		3	0	23.36	-6.00	15.21	<=38.45	Pass
2			23.28	-6.00	15.13	<=38.45	Pass	
3			23.37	-6.00	15.22	<=38.45	Pass	
6	0	22.38	-6.00	14.23	<=38.45	Pass		
16QAM	824.7	1	0	22.59	-6.00	14.44	<=38.45	Pass
			2	22.45	-6.00	14.30	<=38.45	Pass
			5	22.44	-6.00	14.29	<=38.45	Pass
		3	0	22.33	-6.00	14.18	<=38.45	Pass
			2	22.32	-6.00	14.17	<=38.45	Pass
			3	22.23	-6.00	14.08	<=38.45	Pass
	6	0	21.39	-6.00	13.24	<=38.45	Pass	
	836.5	1	0	22.48	-6.00	14.33	<=38.45	Pass
			2	22.29	-6.00	14.14	<=38.45	Pass
			5	22.47	-6.00	14.32	<=38.45	Pass
		3	0	22.25	-6.00	14.10	<=38.45	Pass
			2	22.16	-6.00	14.01	<=38.45	Pass
			3	22.21	-6.00	14.06	<=38.45	Pass
	6	0	21.23	-6.00	13.08	<=38.45	Pass	
	848.3	1	0	22.36	-6.00	14.21	<=38.45	Pass
			2	22.40	-6.00	14.25	<=38.45	Pass
			5	22.42	-6.00	14.27	<=38.45	Pass
		3	0	22.29	-6.00	14.14	<=38.45	Pass
2			22.20	-6.00	14.05	<=38.45	Pass	
3			22.28	-6.00	14.13	<=38.45	Pass	
6	0	21.36	-6.00	13.21	<=38.45	Pass		
64QAM	824.7	1	0	20.71	-6.00	12.56	<=38.45	Pass
			2	20.92	-6.00	12.77	<=38.45	Pass
			5	20.75	-6.00	12.60	<=38.45	Pass
		3	0	21.12	-6.00	12.97	<=38.45	Pass
			2	21.21	-6.00	13.06	<=38.45	Pass
			3	21.23	-6.00	13.08	<=38.45	Pass
6	0	20.24	-6.00	12.09	<=38.45	Pass		

	836.5	1	0	21.27	-6.00	13.12	<=38.45	Pass	
			2	21.39	-6.00	13.24	<=38.45	Pass	
			5	21.17	-6.00	13.02	<=38.45	Pass	
		3	0	21.24	-6.00	13.09	<=38.45	Pass	
			2	21.16	-6.00	13.01	<=38.45	Pass	
			3	21.17	-6.00	13.02	<=38.45	Pass	
	6	0	20.26	-6.00	12.11	<=38.45	Pass		
	848.3	1	0	21.29	-6.00	13.14	<=38.45	Pass	
			2	21.36	-6.00	13.21	<=38.45	Pass	
			5	21.32	-6.00	13.17	<=38.45	Pass	
		3	0	21.28	-6.00	13.13	<=38.45	Pass	
			2	21.46	-6.00	13.31	<=38.45	Pass	
			3	21.38	-6.00	13.23	<=38.45	Pass	
	6	0	20.40	-6.00	12.25	<=38.45	Pass		
	256QAM	824.7	1	0	18.24	-6.00	10.09	<=38.45	Pass
				2	18.21	-6.00	10.06	<=38.45	Pass
				5	18.40	-6.00	10.25	<=38.45	Pass
			3	0	18.31	-6.00	10.16	<=38.45	Pass
2				18.19	-6.00	10.04	<=38.45	Pass	
3				18.44	-6.00	10.29	<=38.45	Pass	
6		0	18.15	-6.00	10.00	<=38.45	Pass		
836.5		1	0	18.47	-6.00	10.32	<=38.45	Pass	
			2	18.38	-6.00	10.23	<=38.45	Pass	
			5	18.52	-6.00	10.37	<=38.45	Pass	
		3	0	18.32	-6.00	10.17	<=38.45	Pass	
			2	18.34	-6.00	10.19	<=38.45	Pass	
			3	18.35	-6.00	10.20	<=38.45	Pass	
6		0	18.33	-6.00	10.18	<=38.45	Pass		
848.3		1	0	18.50	-6.00	10.35	<=38.45	Pass	
			2	18.51	-6.00	10.36	<=38.45	Pass	
			5	18.57	-6.00	10.42	<=38.45	Pass	
		3	0	18.36	-6.00	10.21	<=38.45	Pass	
	2		18.55	-6.00	10.40	<=38.45	Pass		
	3		18.52	-6.00	10.37	<=38.45	Pass		
6	0	18.43	-6.00	10.28	<=38.45	Pass			

Note1: ERP=Conducted Power+Antenna Gain-2.15

1.1.2 B5_3MHz_ERP

Band: 5 / Bandwidth: 3MHz / NTNV								
Modulation	Frequency (MHz)	RB Allocation		Conducted Power (dBm)	Gain (dBi)	ERP (dBm)		Verdict
		Size	Offset			Result	Limit	
QPSK	825.5	1	0	23.12	-6.00	14.97	<=38.45	Pass
			7	23.09	-6.00	14.94	<=38.45	Pass
			14	23.13	-6.00	14.98	<=38.45	Pass
		8	0	22.18	-6.00	14.03	<=38.45	Pass
			4	22.07	-6.00	13.92	<=38.45	Pass
			7	22.10	-6.00	13.95	<=38.45	Pass
	15	0	22.12	-6.00	13.97	<=38.45	Pass	
	836.5	1	0	23.24	-6.00	15.09	<=38.45	Pass
			7	23.15	-6.00	15.00	<=38.45	Pass
			14	23.20	-6.00	15.05	<=38.45	Pass
		8	0	22.22	-6.00	14.07	<=38.45	Pass
			4	22.19	-6.00	14.04	<=38.45	Pass
			7	22.14	-6.00	13.99	<=38.45	Pass
	15	0	22.26	-6.00	14.11	<=38.45	Pass	
	847.5	1	0	23.14	-6.00	14.99	<=38.45	Pass

		8	7	23.27	-6.00	15.12	<=38.45	Pass		
			14	23.25	-6.00	15.10	<=38.45	Pass		
			0	22.33	-6.00	14.18	<=38.45	Pass		
			4	22.30	-6.00	14.15	<=38.45	Pass		
			7	22.39	-6.00	14.24	<=38.45	Pass		
			15	0	22.27	-6.00	14.12	<=38.45	Pass	
16QAM	825.5	1	0	21.91	-6.00	13.76	<=38.45	Pass		
			7	22.34	-6.00	14.19	<=38.45	Pass		
			14	22.31	-6.00	14.16	<=38.45	Pass		
		8	0	21.17	-6.00	13.02	<=38.45	Pass		
			4	21.16	-6.00	13.01	<=38.45	Pass		
			7	21.13	-6.00	12.98	<=38.45	Pass		
		15	0	21.15	-6.00	13.00	<=38.45	Pass		
		836.5	1	0	22.14	-6.00	13.99	<=38.45	Pass	
				7	22.65	-6.00	14.50	<=38.45	Pass	
	14			22.46	-6.00	14.31	<=38.45	Pass		
	8		0	21.28	-6.00	13.13	<=38.45	Pass		
			4	21.26	-6.00	13.11	<=38.45	Pass		
			7	21.25	-6.00	13.10	<=38.45	Pass		
	15		0	21.27	-6.00	13.12	<=38.45	Pass		
	847.5		1	0	22.48	-6.00	14.33	<=38.45	Pass	
				7	22.51	-6.00	14.36	<=38.45	Pass	
		14		22.57	-6.00	14.42	<=38.45	Pass		
		8	0	21.40	-6.00	13.25	<=38.45	Pass		
			4	21.26	-6.00	13.11	<=38.45	Pass		
			7	21.34	-6.00	13.19	<=38.45	Pass		
		15	0	21.27	-6.00	13.12	<=38.45	Pass		
		64QAM	825.5	1	0	21.27	-6.00	13.12	<=38.45	Pass
					7	21.33	-6.00	13.18	<=38.45	Pass
	14				21.11	-6.00	12.96	<=38.45	Pass	
8	0			20.31	-6.00	12.16	<=38.45	Pass		
	4			20.20	-6.00	12.05	<=38.45	Pass		
	7			20.17	-6.00	12.02	<=38.45	Pass		
15	0			20.18	-6.00	12.03	<=38.45	Pass		
836.5	1			0	21.23	-6.00	13.08	<=38.45	Pass	
				7	21.46	-6.00	13.31	<=38.45	Pass	
			14	21.39	-6.00	13.24	<=38.45	Pass		
	8		0	20.46	-6.00	12.31	<=38.45	Pass		
			4	20.43	-6.00	12.28	<=38.45	Pass		
			7	20.35	-6.00	12.20	<=38.45	Pass		
	15		0	20.34	-6.00	12.19	<=38.45	Pass		
	847.5		1	0	21.32	-6.00	13.17	<=38.45	Pass	
				7	21.43	-6.00	13.28	<=38.45	Pass	
14				21.29	-6.00	13.14	<=38.45	Pass		
8			0	20.45	-6.00	12.30	<=38.45	Pass		
			4	20.45	-6.00	12.30	<=38.45	Pass		
			7	20.44	-6.00	12.29	<=38.45	Pass		
15			0	20.37	-6.00	12.22	<=38.45	Pass		
256QAM			825.5	1	0	18.24	-6.00	10.09	<=38.45	Pass
					7	18.22	-6.00	10.07	<=38.45	Pass
	14				18.26	-6.00	10.11	<=38.45	Pass	
	8	0		18.21	-6.00	10.06	<=38.45	Pass		
		4		18.15	-6.00	10.00	<=38.45	Pass		
		7		18.21	-6.00	10.06	<=38.45	Pass		
	15	0		18.19	-6.00	10.04	<=38.45	Pass		
	836.5	1		0	18.43	-6.00	10.28	<=38.45	Pass	
				7	18.41	-6.00	10.26	<=38.45	Pass	
			14	18.34	-6.00	10.19	<=38.45	Pass		
		8	0	18.36	-6.00	10.21	<=38.45	Pass		

		4	18.35	-6.00	10.20	<=38.45	Pass	
			7	18.33	-6.00	10.18	<=38.45	Pass
		15	0	18.34	-6.00	10.19	<=38.45	Pass
	847.5	1	0	18.50	-6.00	10.35	<=38.45	Pass
			7	18.50	-6.00	10.35	<=38.45	Pass
			14	18.50	-6.00	10.35	<=38.45	Pass
	8	0	18.42	-6.00	10.27	<=38.45	Pass	
		4	18.37	-6.00	10.22	<=38.45	Pass	
		7	18.41	-6.00	10.26	<=38.45	Pass	
	15	0	18.25	-6.00	10.10	<=38.45	Pass	
Note1: ERP=Conducted Power+Antenna Gain-2.15								

1.1.3 B5_5MHz_ERP

Band: 5 / Bandwidth: 5MHz / NTNV									
Modulation	Frequency (MHz)	RB Allocation		Conducted Power (dBm)	Gain (dBi)	ERP (dBm)		Verdict	
		Size	Offset			Result	Limit		
QPSK	826.5	1	0	23.00	-6.00	14.85	<=38.45	Pass	
			13	23.11	-6.00	14.96	<=38.45	Pass	
			24	23.20	-6.00	15.05	<=38.45	Pass	
		12	0	22.20	-6.00	14.05	<=38.45	Pass	
			6	22.17	-6.00	14.02	<=38.45	Pass	
			13	22.20	-6.00	14.05	<=38.45	Pass	
	25	0	22.22	-6.00	14.07	<=38.45	Pass		
	836.5	1	0	23.17	-6.00	15.02	<=38.45	Pass	
			13	23.25	-6.00	15.10	<=38.45	Pass	
			24	23.12	-6.00	14.97	<=38.45	Pass	
		12	0	22.32	-6.00	14.17	<=38.45	Pass	
			6	22.31	-6.00	14.16	<=38.45	Pass	
			13	22.30	-6.00	14.15	<=38.45	Pass	
	25	0	22.33	-6.00	14.18	<=38.45	Pass		
	846.5	1	0	23.32	-6.00	15.17	<=38.45	Pass	
			13	23.41	-6.00	15.26	<=38.45	Pass	
			24	23.37	-6.00	15.22	<=38.45	Pass	
		12	0	22.37	-6.00	14.22	<=38.45	Pass	
			6	22.30	-6.00	14.15	<=38.45	Pass	
			13	22.41	-6.00	14.26	<=38.45	Pass	
	25	0	22.26	-6.00	14.11	<=38.45	Pass		
	16QAM	826.5	1	0	22.35	-6.00	14.20	<=38.45	Pass
				13	22.39	-6.00	14.24	<=38.45	Pass
				24	22.22	-6.00	14.07	<=38.45	Pass
12			0	21.26	-6.00	13.11	<=38.45	Pass	
			6	21.18	-6.00	13.03	<=38.45	Pass	
			13	21.21	-6.00	13.06	<=38.45	Pass	
25		0	21.17	-6.00	13.02	<=38.45	Pass		
836.5		1	0	22.51	-6.00	14.36	<=38.45	Pass	
			13	22.26	-6.00	14.11	<=38.45	Pass	
			24	22.66	-6.00	14.51	<=38.45	Pass	
		12	0	21.19	-6.00	13.04	<=38.45	Pass	
			6	21.26	-6.00	13.11	<=38.45	Pass	
			13	21.22	-6.00	13.07	<=38.45	Pass	
25		0	21.28	-6.00	13.13	<=38.45	Pass		
846.5		1	0	22.54	-6.00	14.39	<=38.45	Pass	
			13	22.23	-6.00	14.08	<=38.45	Pass	
			24	22.18	-6.00	14.03	<=38.45	Pass	
		12	0	21.01	-6.00	12.86	<=38.45	Pass	
			6	21.36	-6.00	13.21	<=38.45	Pass	

64QAM	826.5	25	13	21.29	-6.00	13.14	<=38.45	Pass	
			0	21.33	-6.00	13.18	<=38.45	Pass	
			0	21.43	-6.00	13.28	<=38.45	Pass	
		1	13	21.16	-6.00	13.01	<=38.45	Pass	
			24	21.27	-6.00	13.12	<=38.45	Pass	
			0	20.33	-6.00	12.18	<=38.45	Pass	
		12	6	20.34	-6.00	12.19	<=38.45	Pass	
			13	20.33	-6.00	12.18	<=38.45	Pass	
			0	20.27	-6.00	12.12	<=38.45	Pass	
	836.5	25	0	21.54	-6.00	13.39	<=38.45	Pass	
			13	21.34	-6.00	13.19	<=38.45	Pass	
			24	21.52	-6.00	13.37	<=38.45	Pass	
		1	0	20.47	-6.00	12.32	<=38.45	Pass	
			6	20.46	-6.00	12.31	<=38.45	Pass	
			13	20.32	-6.00	12.17	<=38.45	Pass	
		12	0	20.40	-6.00	12.25	<=38.45	Pass	
			0	21.41	-6.00	13.26	<=38.45	Pass	
			13	21.38	-6.00	13.23	<=38.45	Pass	
	846.5	25	24	21.43	-6.00	13.28	<=38.45	Pass	
			0	20.50	-6.00	12.35	<=38.45	Pass	
			6	20.45	-6.00	12.30	<=38.45	Pass	
		1	13	20.50	-6.00	12.35	<=38.45	Pass	
			0	20.52	-6.00	12.37	<=38.45	Pass	
			0	18.31	-6.00	10.16	<=38.45	Pass	
		256QAM	826.5	1	13	18.34	-6.00	10.19	<=38.45
24					18.38	-6.00	10.23	<=38.45	Pass
0					18.27	-6.00	10.12	<=38.45	Pass
12	6			18.27	-6.00	10.12	<=38.45	Pass	
	13			18.25	-6.00	10.10	<=38.45	Pass	
	0			18.30	-6.00	10.15	<=38.45	Pass	
836.5	25			0	18.51	-6.00	10.36	<=38.45	Pass
				13	18.43	-6.00	10.28	<=38.45	Pass
				24	18.43	-6.00	10.28	<=38.45	Pass
	1	0	18.28	-6.00	10.13	<=38.45	Pass		
		6	18.32	-6.00	10.17	<=38.45	Pass		
		13	18.30	-6.00	10.15	<=38.45	Pass		
	12	0	18.38	-6.00	10.23	<=38.45	Pass		
		0	18.43	-6.00	10.28	<=38.45	Pass		
		13	18.55	-6.00	10.40	<=38.45	Pass		
846.5	25	24	18.37	-6.00	10.22	<=38.45	Pass		
		0	18.43	-6.00	10.28	<=38.45	Pass		
		6	18.40	-6.00	10.25	<=38.45	Pass		
	1	13	18.45	-6.00	10.30	<=38.45	Pass		
		0	18.39	-6.00	10.24	<=38.45	Pass		
		0	18.39	-6.00	10.24	<=38.45	Pass		

Note1: ERP=Conducted Power+Antenna Gain-2.15

1.1.4 B5_10MHz_ERP

Band: 5 / Bandwidth: 10MHz / NTN								
Modulation	Frequency (MHz)	RB Allocation		Conducted Power (dBm)	Gain (dBi)	ERP (dBm)		Verdict
		Size	Offset			Result	Limit	
QPSK	829	1	0	23.11	-6.00	14.96	<=38.45	Pass
			25	23.23	-6.00	15.08	<=38.45	Pass
			49	23.22	-6.00	15.07	<=38.45	Pass
		25	0	22.23	-6.00	14.08	<=38.45	Pass
			13	22.22	-6.00	14.07	<=38.45	Pass
			25	22.27	-6.00	14.12	<=38.45	Pass

		50	0	22.26	-6.00	14.11	<=38.45	Pass	
		836.5	1	0	23.14	-6.00	14.99	<=38.45	Pass
				25	23.26	-6.00	15.11	<=38.45	Pass
				49	23.29	-6.00	15.14	<=38.45	Pass
				0	22.31	-6.00	14.16	<=38.45	Pass
		25	13	22.34	-6.00	14.19	<=38.45	Pass	
			25	22.30	-6.00	14.15	<=38.45	Pass	
			0	22.36	-6.00	14.21	<=38.45	Pass	
		844	1	0	23.29	-6.00	15.14	<=38.45	Pass
				25	23.28	-6.00	15.13	<=38.45	Pass
				49	23.41	-6.00	15.26	<=38.45	Pass
			25	0	22.35	-6.00	14.20	<=38.45	Pass
				13	22.38	-6.00	14.23	<=38.45	Pass
				25	22.40	-6.00	14.25	<=38.45	Pass
			50	0	22.40	-6.00	14.25	<=38.45	Pass
16QAM	829		1	0	22.31	-6.00	14.16	<=38.45	Pass
				25	22.32	-6.00	14.17	<=38.45	Pass
		49		22.35	-6.00	14.20	<=38.45	Pass	
		25	0	21.20	-6.00	13.05	<=38.45	Pass	
			13	21.21	-6.00	13.06	<=38.45	Pass	
			25	21.28	-6.00	13.13	<=38.45	Pass	
		50	0	21.23	-6.00	13.08	<=38.45	Pass	
		836.5	1	0	22.36	-6.00	14.21	<=38.45	Pass
				25	22.23	-6.00	14.08	<=38.45	Pass
	49			22.42	-6.00	14.27	<=38.45	Pass	
	25		0	21.29	-6.00	13.14	<=38.45	Pass	
			13	21.30	-6.00	13.15	<=38.45	Pass	
			25	21.29	-6.00	13.14	<=38.45	Pass	
	50	0	21.32	-6.00	13.17	<=38.45	Pass		
	844	1	0	22.34	-6.00	14.19	<=38.45	Pass	
25			22.48	-6.00	14.33	<=38.45	Pass		
49			22.60	-6.00	14.45	<=38.45	Pass		
25		0	21.23	-6.00	13.08	<=38.45	Pass		
		13	21.34	-6.00	13.19	<=38.45	Pass		
		25	21.39	-6.00	13.24	<=38.45	Pass		
50	0	21.37	-6.00	13.22	<=38.45	Pass			
64QAM	829	1	0	21.04	-6.00	12.89	<=38.45	Pass	
			25	21.41	-6.00	13.26	<=38.45	Pass	
			49	21.19	-6.00	13.04	<=38.45	Pass	
		25	0	20.28	-6.00	12.13	<=38.45	Pass	
			13	20.30	-6.00	12.15	<=38.45	Pass	
			25	20.35	-6.00	12.20	<=38.45	Pass	
	50	0	20.33	-6.00	12.18	<=38.45	Pass		
	836.5	1	0	21.15	-6.00	13.00	<=38.45	Pass	
			25	21.63	-6.00	13.48	<=38.45	Pass	
			49	21.13	-6.00	12.98	<=38.45	Pass	
		25	0	20.38	-6.00	12.23	<=38.45	Pass	
			13	20.41	-6.00	12.26	<=38.45	Pass	
			25	20.36	-6.00	12.21	<=38.45	Pass	
		50	0	20.28	-6.00	12.13	<=38.45	Pass	
		844	1	0	21.25	-6.00	13.10	<=38.45	Pass
25				21.05	-6.00	12.90	<=38.45	Pass	
49	21.47			-6.00	13.32	<=38.45	Pass		
25	0		20.42	-6.00	12.27	<=38.45	Pass		
	13		20.44	-6.00	12.29	<=38.45	Pass		
	25		20.37	-6.00	12.22	<=38.45	Pass		
50	0	20.42	-6.00	12.27	<=38.45	Pass			
256QAM	829	1	0	18.08	-6.00	9.93	<=38.45	Pass	
			25	18.25	-6.00	10.10	<=38.45	Pass	

		25	49	18.35	-6.00	10.20	<=38.45	Pass		
			0	18.27	-6.00	10.12	<=38.45	Pass		
			13	18.26	-6.00	10.11	<=38.45	Pass		
			25	18.30	-6.00	10.15	<=38.45	Pass		
			50	0	18.32	-6.00	10.17	<=38.45	Pass	
	836.5	1	0	18.52	-6.00	10.37	<=38.45	Pass		
			25	18.46	-6.00	10.31	<=38.45	Pass		
			49	18.45	-6.00	10.30	<=38.45	Pass		
		25	0	18.32	-6.00	10.17	<=38.45	Pass		
			13	18.35	-6.00	10.20	<=38.45	Pass		
			25	18.34	-6.00	10.19	<=38.45	Pass		
		50	0	18.40	-6.00	10.25	<=38.45	Pass		
		844	1	0	18.49	-6.00	10.34	<=38.45	Pass	
				25	18.49	-6.00	10.34	<=38.45	Pass	
	49			18.55	-6.00	10.40	<=38.45	Pass		
	25		0	18.44	-6.00	10.29	<=38.45	Pass		
			13	18.39	-6.00	10.24	<=38.45	Pass		
			25	18.43	-6.00	10.28	<=38.45	Pass		
	50		0	18.42	-6.00	10.27	<=38.45	Pass		
	Note1: ERP=Conducted Power+Antenna Gain-2.15									

2. Frequency Stability

2.1 Test Result

2.1.1 B5_10MHz

Band: 5 / Bandwidth: 10MHz									
Modulation	Frequency (MHz)	RB Allocation		Temp. (°C)	Voltage (VDC)	Freq. Error (Hz)	Freq. vs. Rated (ppm)		Verdict
		Size	Offset				Result	Limit	
QPSK	836.5	50	0	20	3.6	-3.700	-0.0044	-2.5 to 2.5	Pass
					3.88	0.700	0.0008	-2.5 to 2.5	Pass
					4.53	-0.100	-0.0001	-2.5 to 2.5	Pass
				-30	3.88	-2.400	-0.0029	-2.5 to 2.5	Pass
					-20	3.88	-0.300	-0.0004	-2.5 to 2.5
				-10	3.88	-5.400	-0.0065	-2.5 to 2.5	Pass
					0	3.88	-2.100	-0.0025	-2.5 to 2.5
				10	3.88	-0.800	-0.0010	-2.5 to 2.5	Pass
					30	3.88	-3.400	-0.0041	-2.5 to 2.5
				40	3.88	-3.800	-0.0045	-2.5 to 2.5	Pass
				50	3.88	0.200	0.0002	-2.5 to 2.5	Pass

3. 99% & 26dB Bandwidth

3.1 Test Result

3.1.1 Band5_OBW

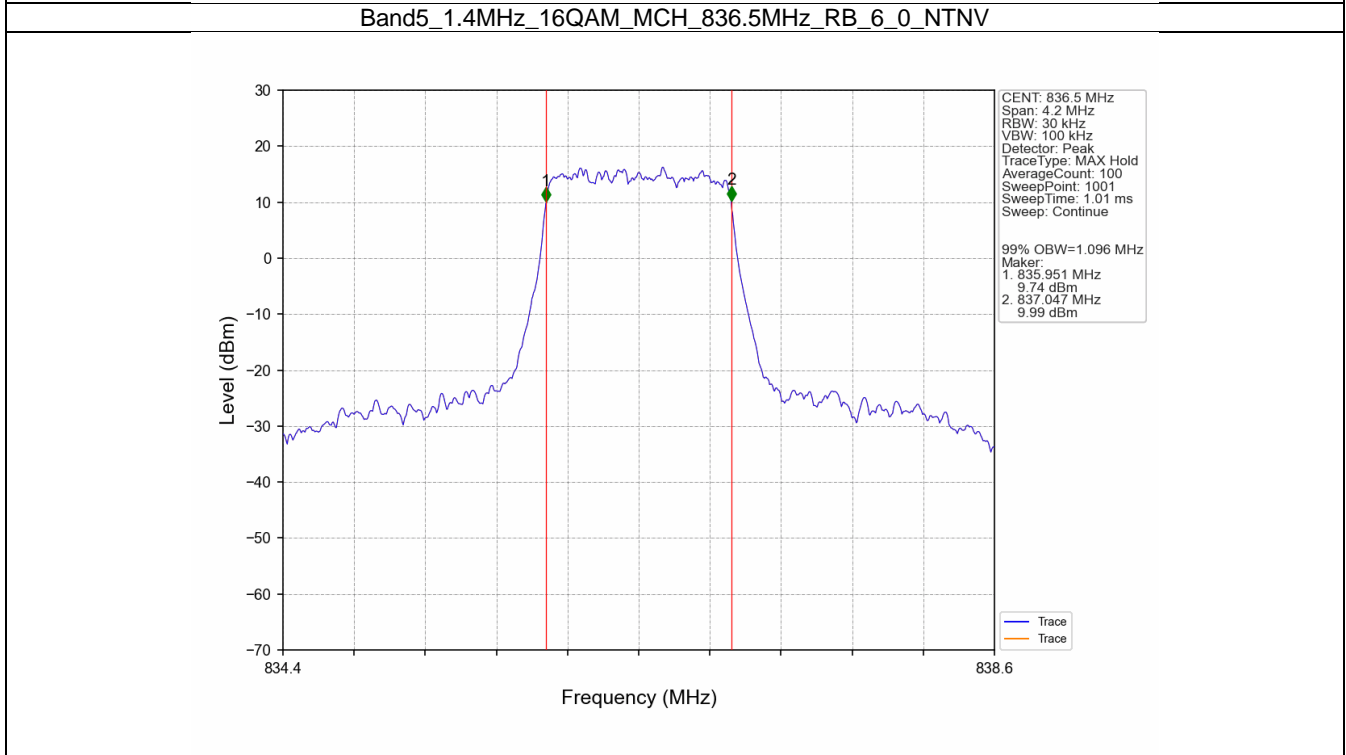
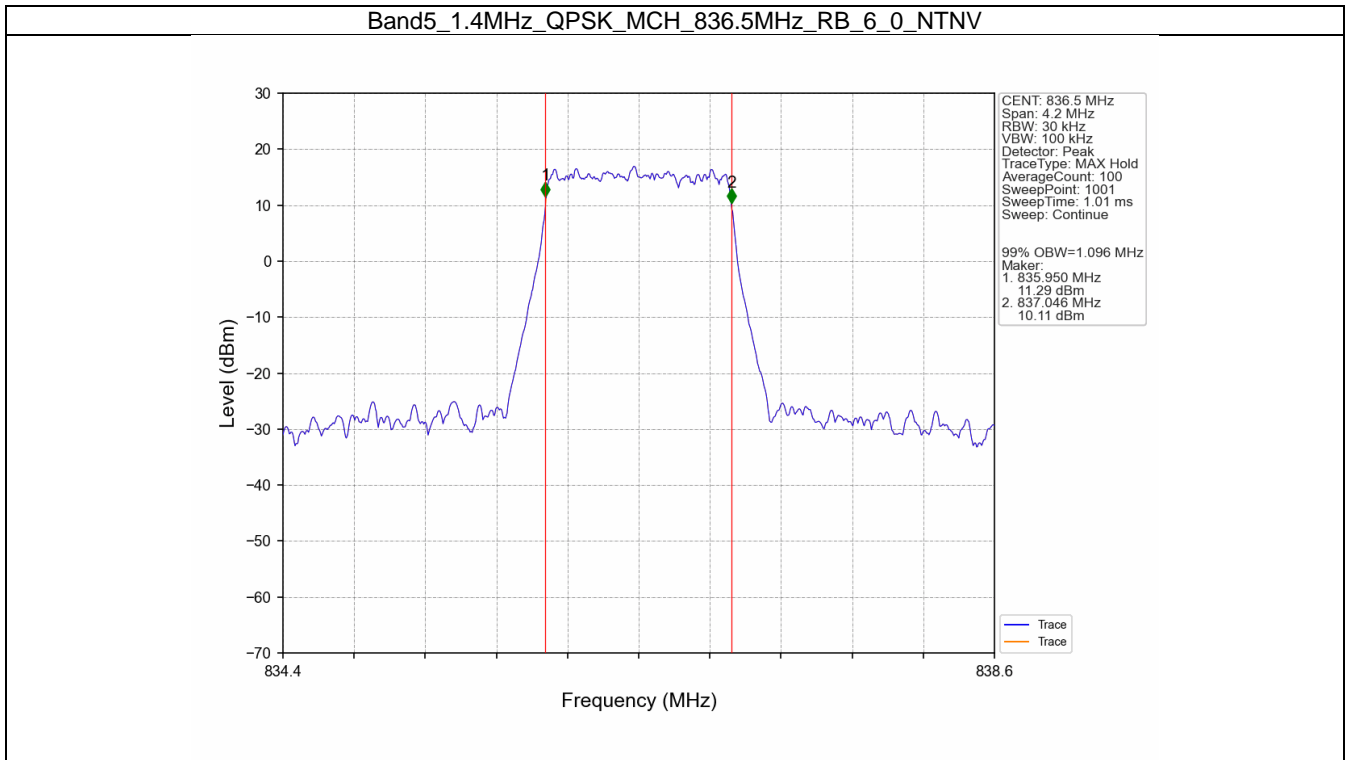
Band: 5 / NTN							
Bandwidth (MHz)	Modulation	Frequency (MHz)	RB Allocation		99% Occupied Bandwidth (MHz)		Verdict
			Size	Offset	Result	Limit	
1.4	QPSK	836.5	6	0	1.096	/	Pass
	16QAM	836.5	6	0	1.096	/	Pass
3	QPSK	836.5	15	0	2.738	/	Pass
	16QAM	836.5	15	0	2.721	/	Pass
5	QPSK	836.5	25	0	4.509	/	Pass
	16QAM	836.5	25	0	4.500	/	Pass
10	QPSK	836.5	50	0	8.968	/	Pass
	16QAM	836.5	50	0	8.966	/	Pass

3.1.2 Band5_XDB

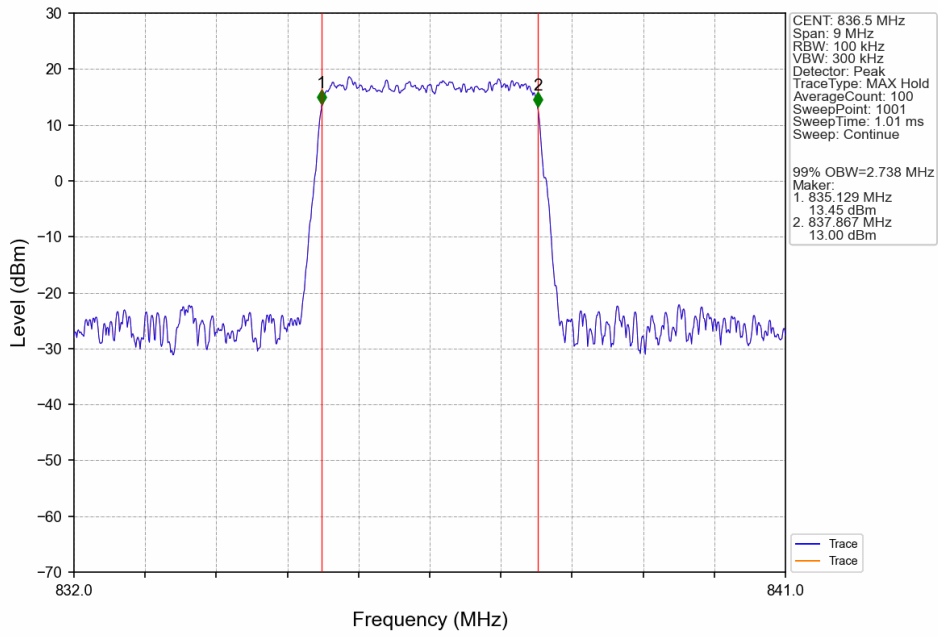
Band: 5 / NTN							
Bandwidth (MHz)	Modulation	Frequency (MHz)	RB Allocation		26dB Bandwidth (MHz)		Verdict
			Size	Offset	Result	Limit	
1.4	QPSK	836.5	6	0	1.295	/	Pass
	16QAM	836.5	6	0	1.290	/	Pass
3	QPSK	836.5	15	0	3.038	/	Pass
	16QAM	836.5	15	0	3.025	/	Pass
5	QPSK	836.5	25	0	4.953	/	Pass
	16QAM	836.5	25	0	4.969	/	Pass
10	QPSK	836.5	50	0	9.711	/	Pass
	16QAM	836.5	50	0	9.767	/	Pass

3.2 Test Graph

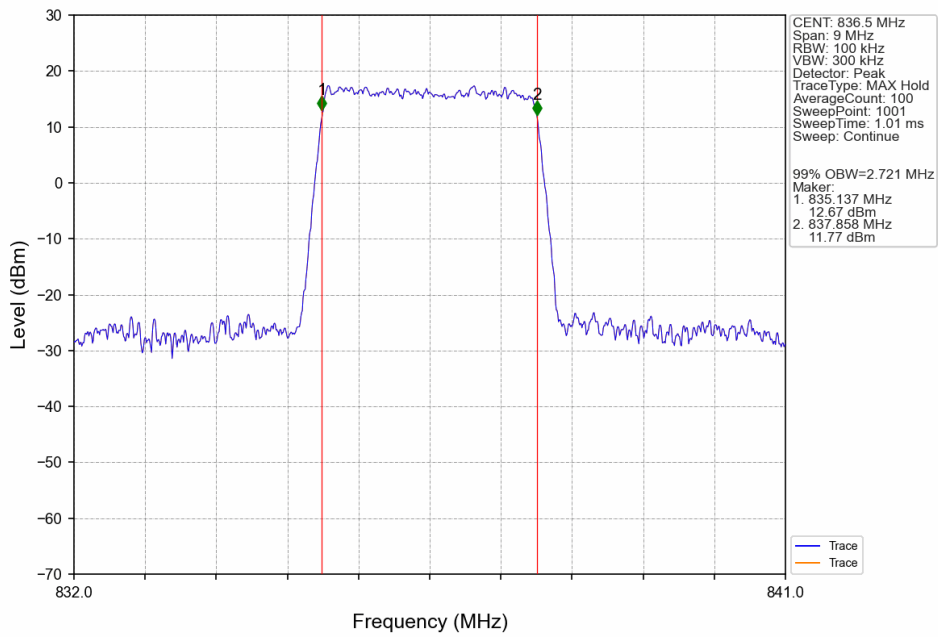
3.2.1 Band5_OBW



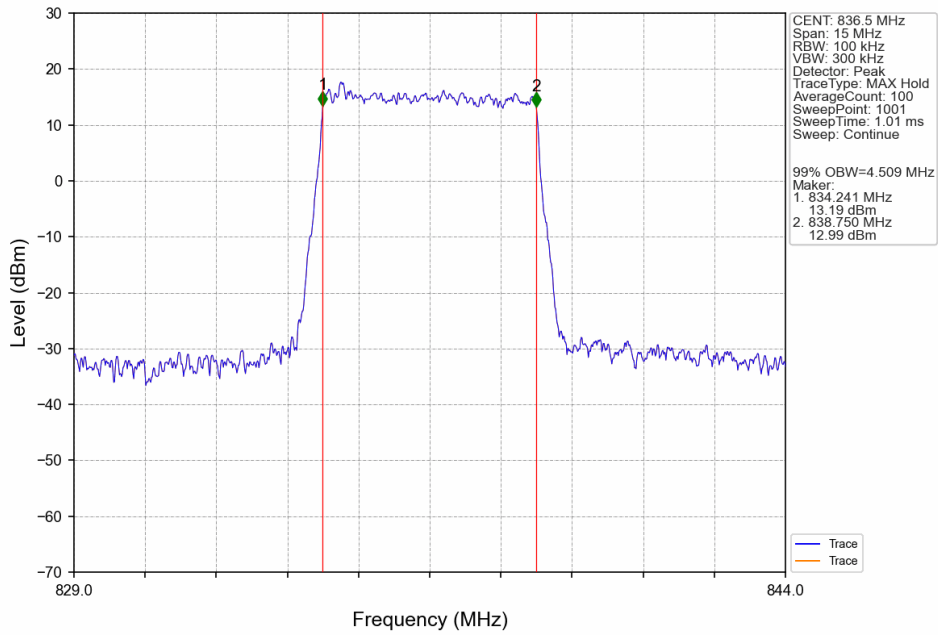
Band5_3MHz_QPSK_MCH_836.5MHz_RB_15_0_NTNV



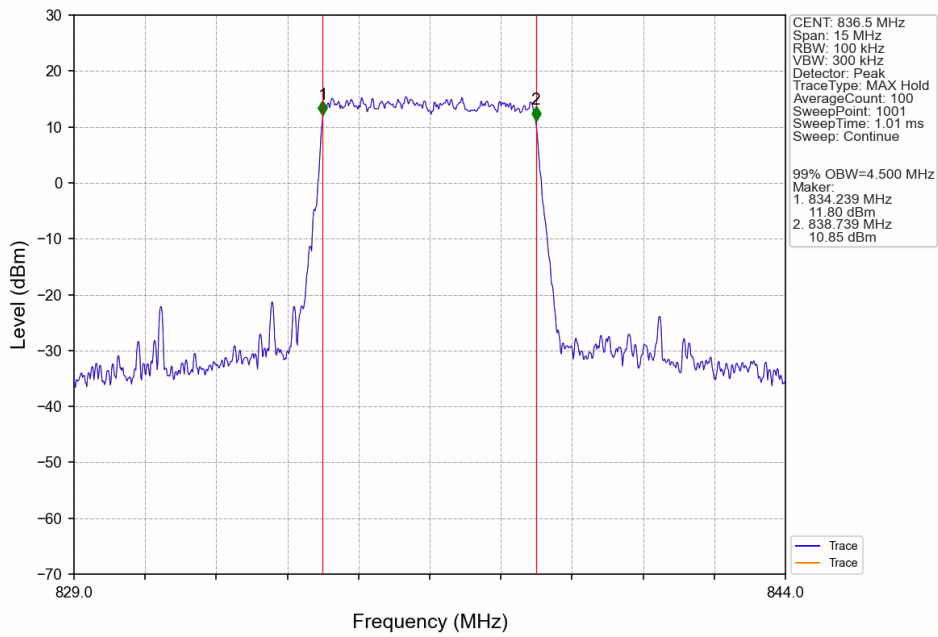
Band5_3MHz_16QAM_MCH_836.5MHz_RB_15_0_NTNV



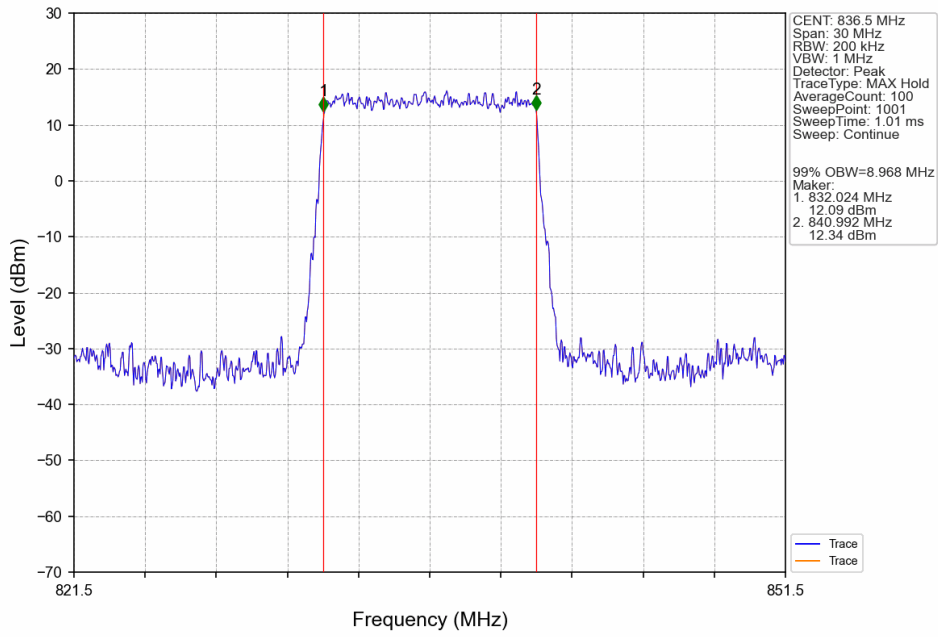
Band5_5MHz_QPSK_MCH_836.5MHz_RB_25_0_NTNV



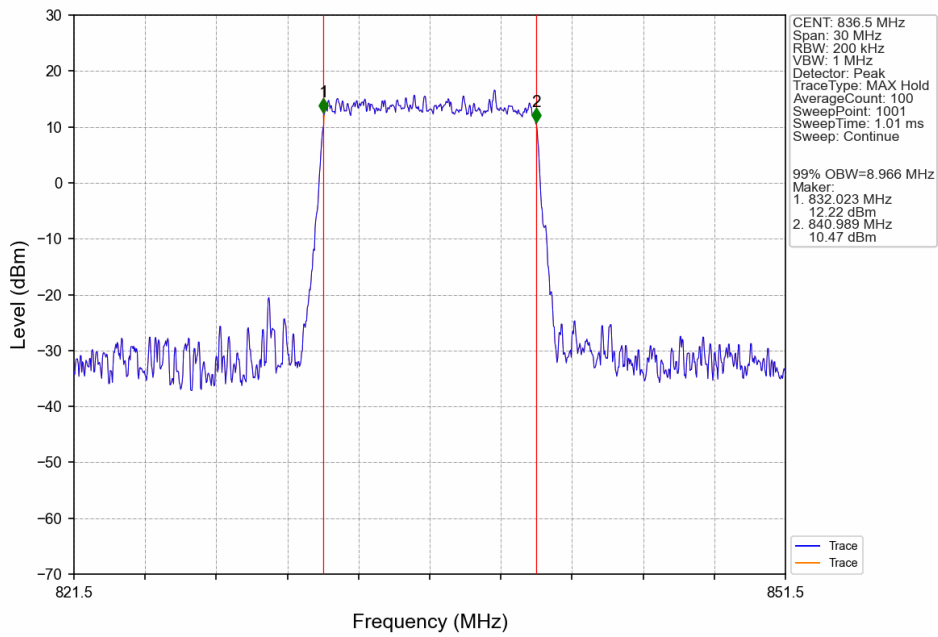
Band5_5MHz_16QAM_MCH_836.5MHz_RB_25_0_NTNV



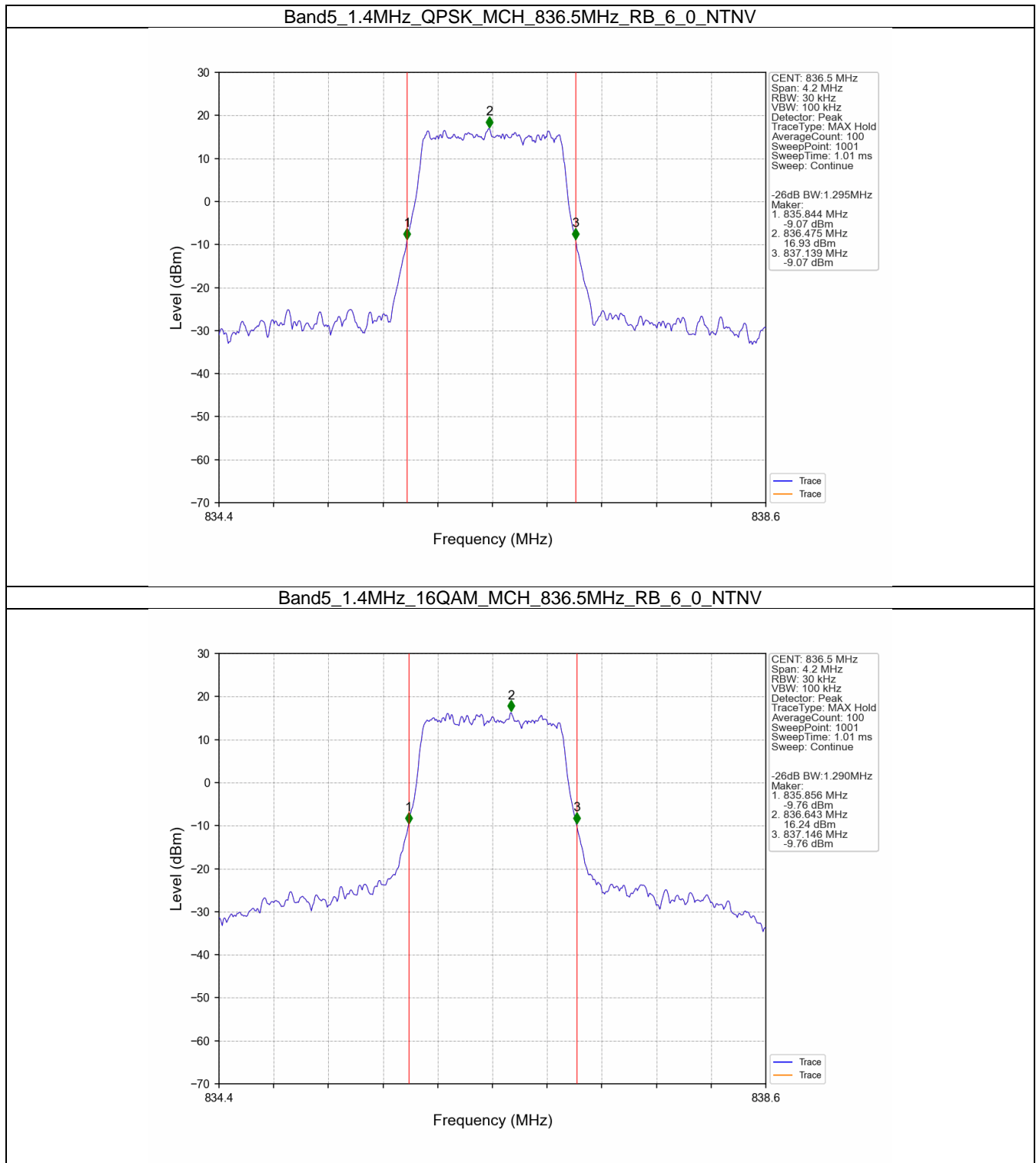
Band5_10MHz_QPSK_MCH_836.5MHz_RB_50_0_NTNV



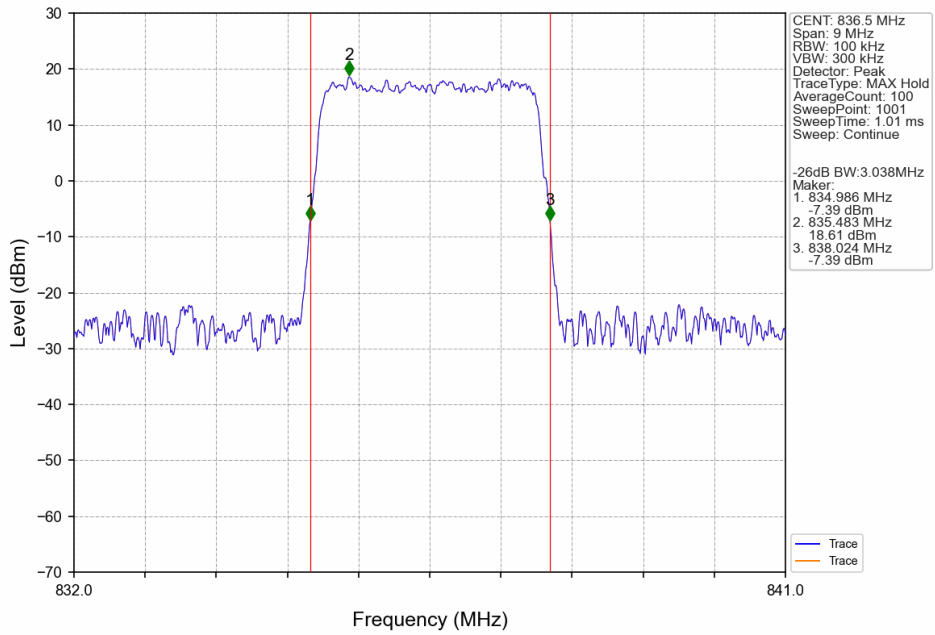
Band5_10MHz_16QAM_MCH_836.5MHz_RB_50_0_NTNV



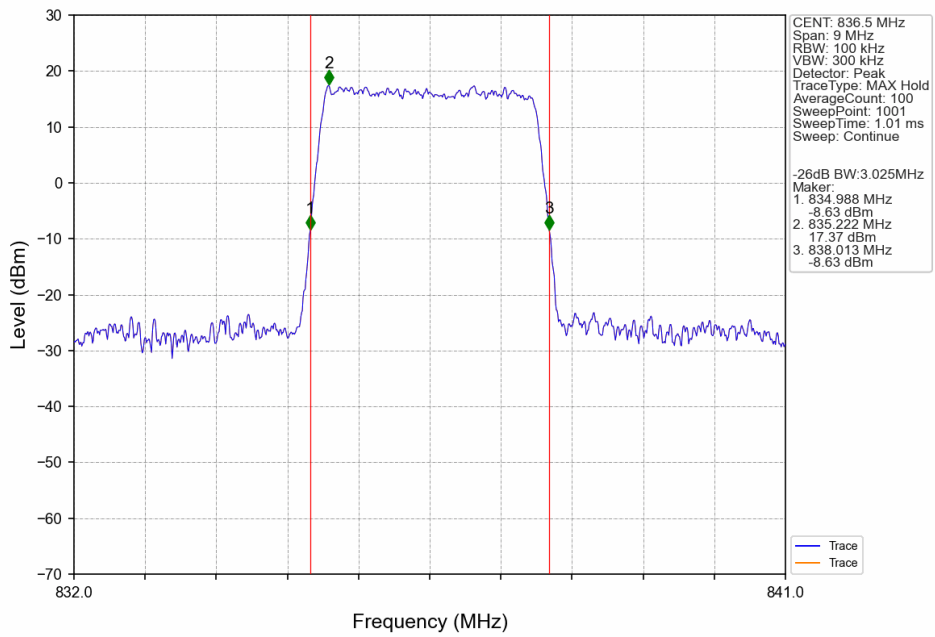
3.2.2 Band5_XDB



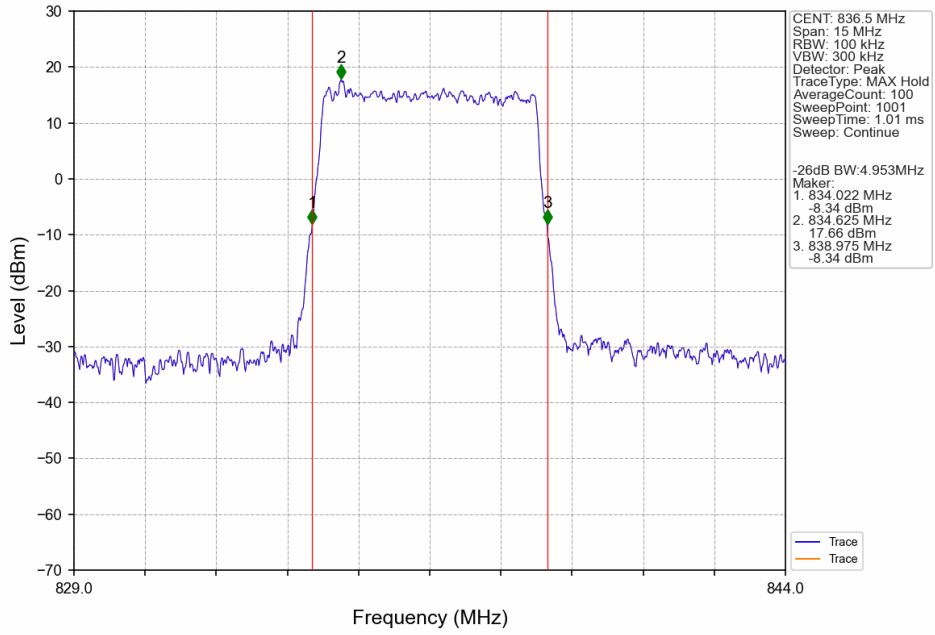
Band5_3MHz_QPSK_MCH_836.5MHz_RB_15_0_NTNV



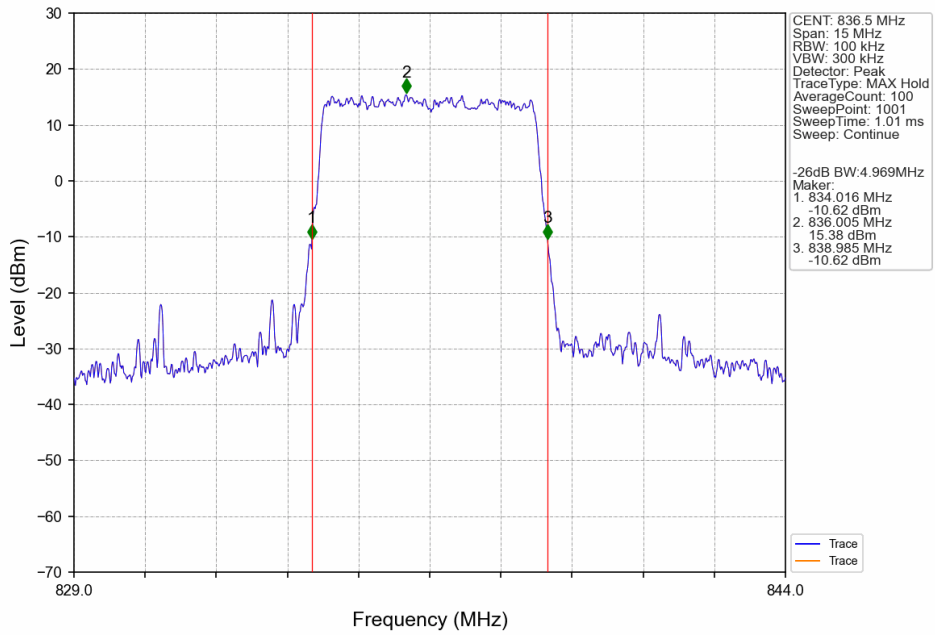
Band5_3MHz_16QAM_MCH_836.5MHz_RB_15_0_NTNV



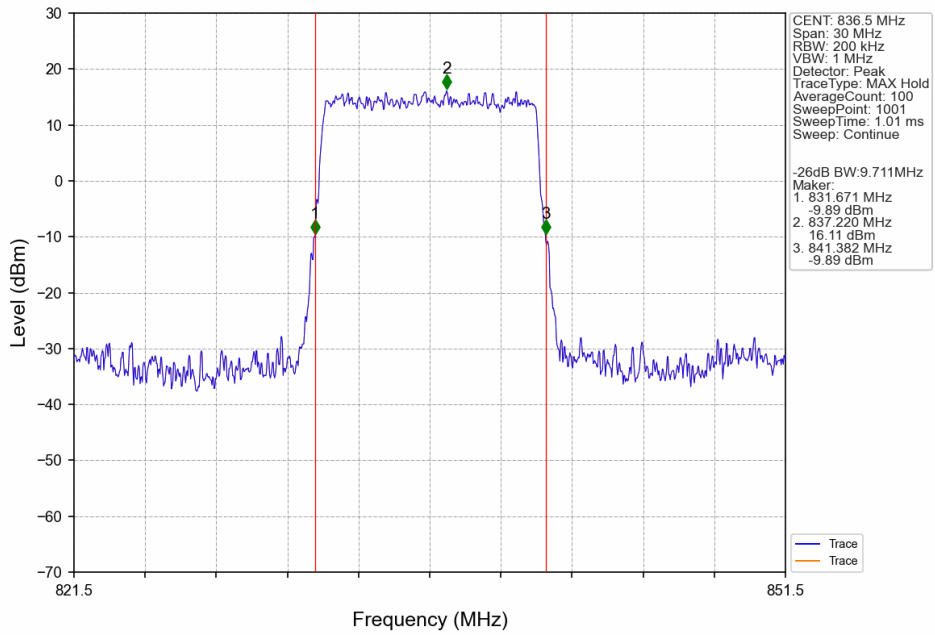
Band5_5MHz_QPSK_MCH_836.5MHz_RB_25_0_NTNV



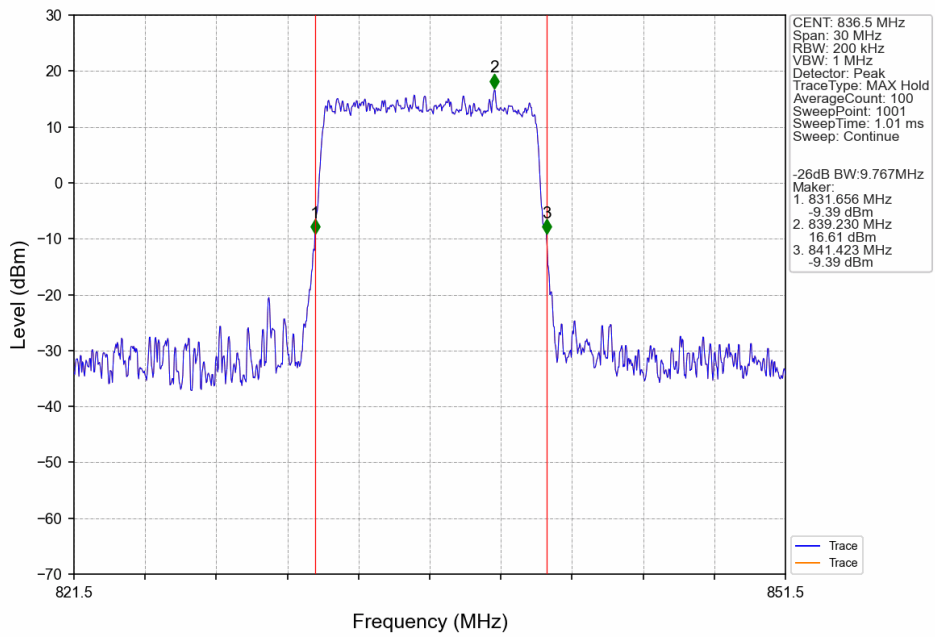
Band5_5MHz_16QAM_MCH_836.5MHz_RB_25_0_NTNV



Band5_10MHz_QPSK_MCH_836.5MHz_RB_50_0_NTNV



Band5_10MHz_16QAM_MCH_836.5MHz_RB_50_0_NTNV



4. Peak-Average Ratio

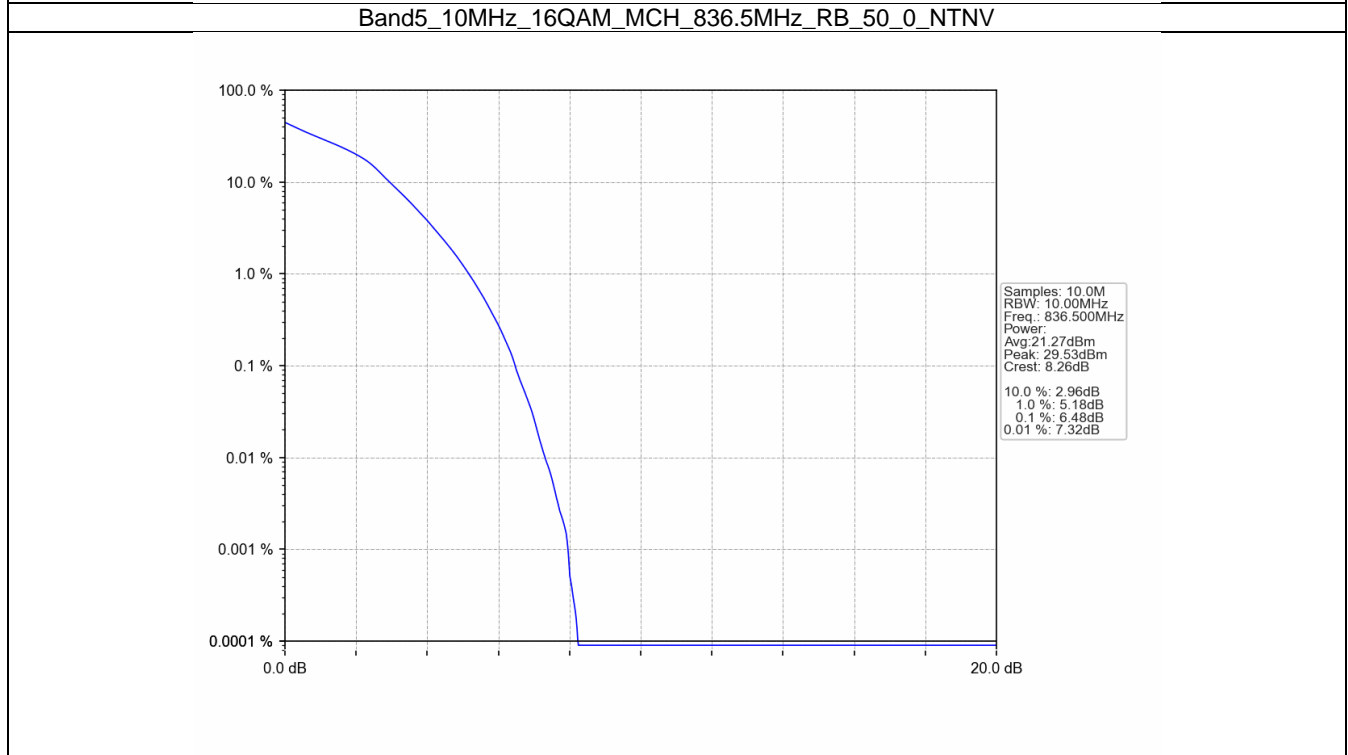
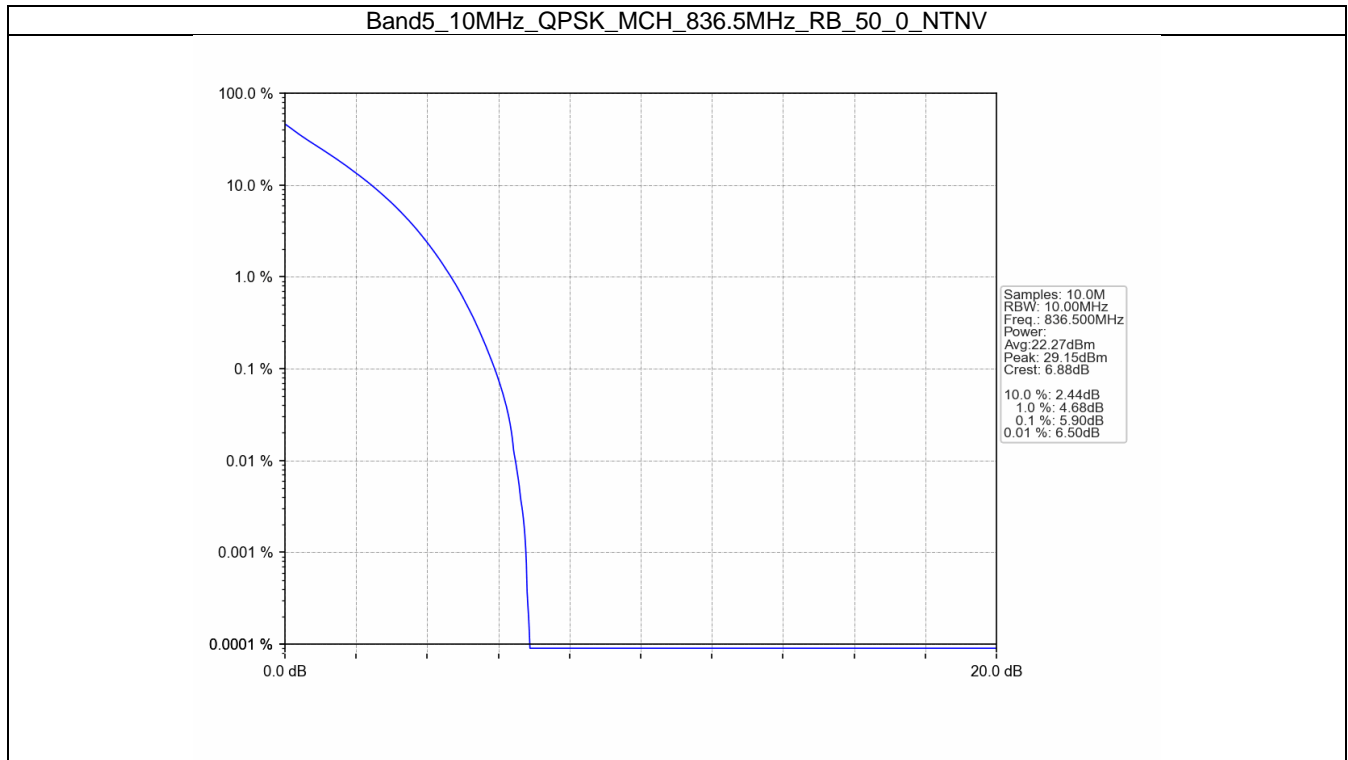
4.1 Test Result

4.1.1 B5_10MHz

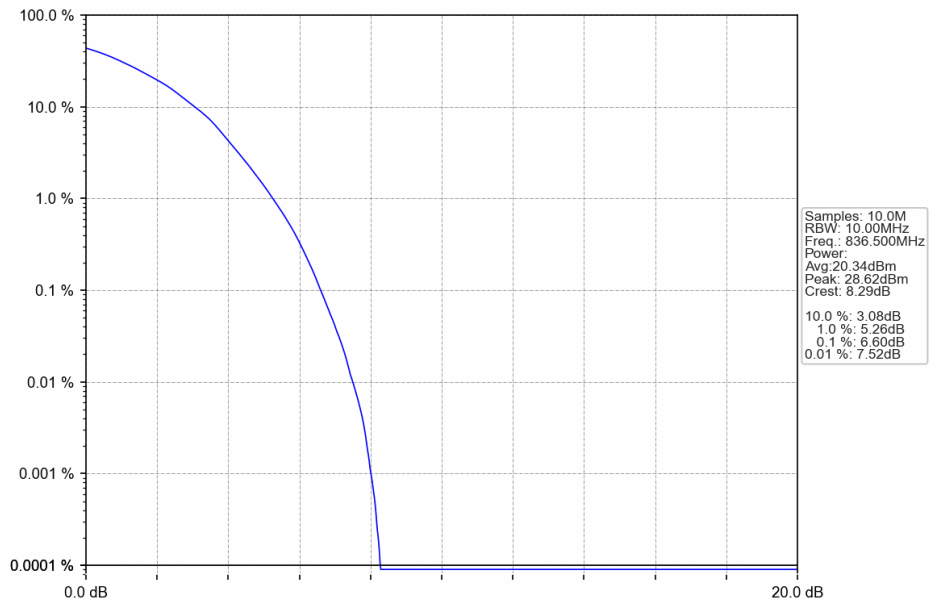
Band: 5 / Bandwidth: 10MHz / NTV						
Modulation	Frequency (MHz)	RB Allocation		Peak-Average Ratio (dB)		Verdict
		Size	Offset	Result	Limit	
QPSK	836.5	50	0	5.90	<=13	Pass
16QAM	836.5	50	0	6.48	<=13	Pass
64QAM	836.5	50	0	6.60	<=13	Pass
256QAM	836.5	50	0	6.60	<=13	Pass

4.2 Test Graph

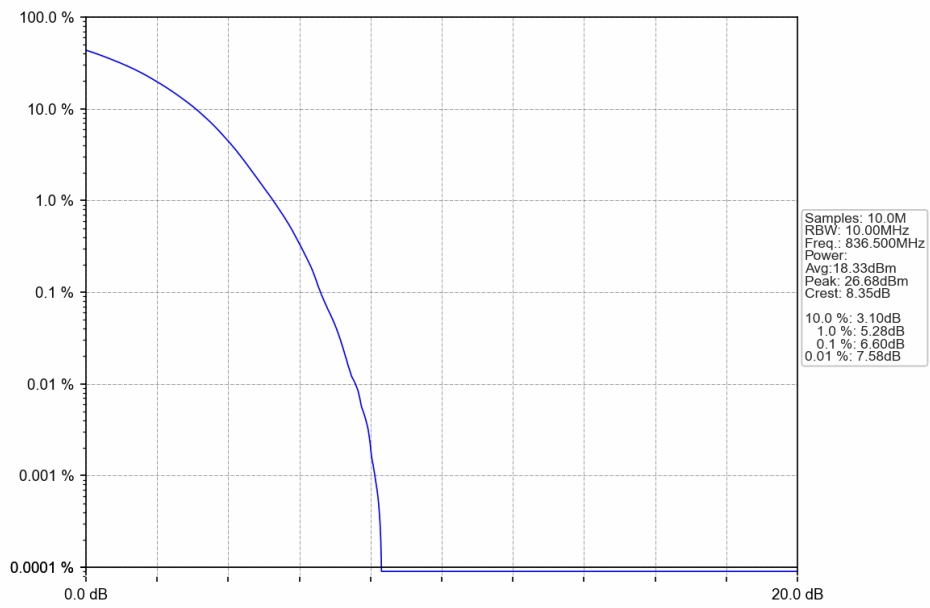
4.2.1 B5_10MHz



Band5_10MHz_64QAM_MCH_836.5MHz_RB_50_0_NTNV



Band5_10MHz_256QAM_MCH_836.5MHz_RB_50_0_NTNV



5. Spurious Emission

5.1 Test Result

5.1.1 B5_1.4MHz

Band: 5 / Bandwidth: 1.4MHz / NTV						
Modulation	Frequency (MHz)	RB Allocation		Spurious Emission		Verdict
		Size	Offset	Result	Limit	
QPSK	824.7	1	0	Refer To Test Graph		Pass
		6	0	Refer To Test Graph		Pass
	836.5	1	0	Refer To Test Graph		Pass
	848.3	1	0	Refer To Test Graph		Pass
			5	Refer To Test Graph		Pass
		6	0	Refer To Test Graph		Pass

5.1.2 B5_3MHz

Band: 5 / Bandwidth: 3MHz / NTV						
Modulation	Frequency (MHz)	RB Allocation		Spurious Emission		Verdict
		Size	Offset	Result	Limit	
QPSK	825.5	1	0	Refer To Test Graph		Pass
		15	0	Refer To Test Graph		Pass
	836.5	1	0	Refer To Test Graph		Pass
	847.5	1	0	Refer To Test Graph		Pass
			14	Refer To Test Graph		Pass
		15	0	Refer To Test Graph		Pass

5.1.3 B5_5MHz

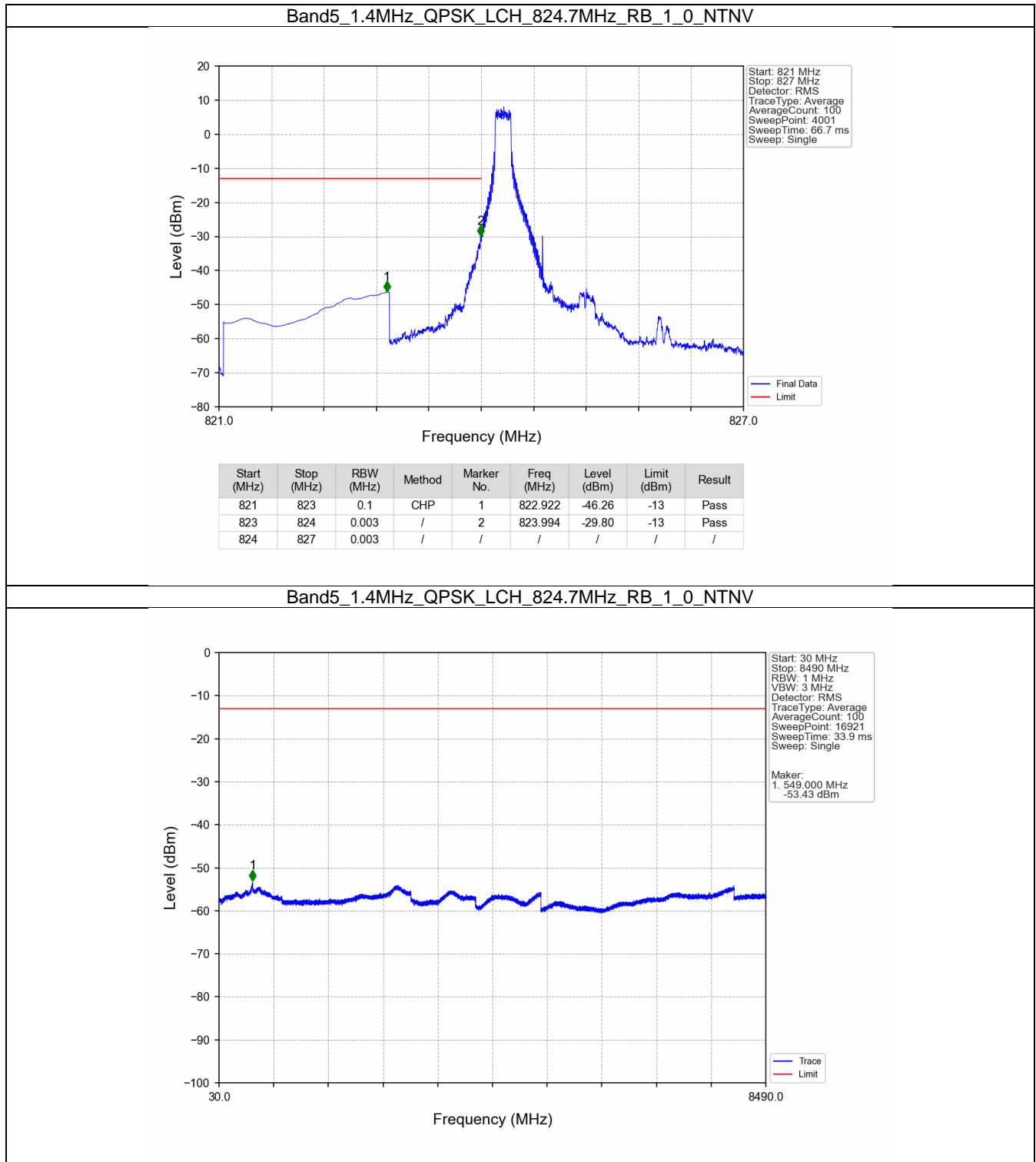
Band: 5 / Bandwidth: 5MHz / NTV						
Modulation	Frequency (MHz)	RB Allocation		Spurious Emission		Verdict
		Size	Offset	Result	Limit	
QPSK	826.5	1	0	Refer To Test Graph		Pass
		25	0	Refer To Test Graph		Pass
	836.5	1	0	Refer To Test Graph		Pass
	846.5	1	0	Refer To Test Graph		Pass
			24	Refer To Test Graph		Pass
		25	0	Refer To Test Graph		Pass

5.1.4 B5_10MHz

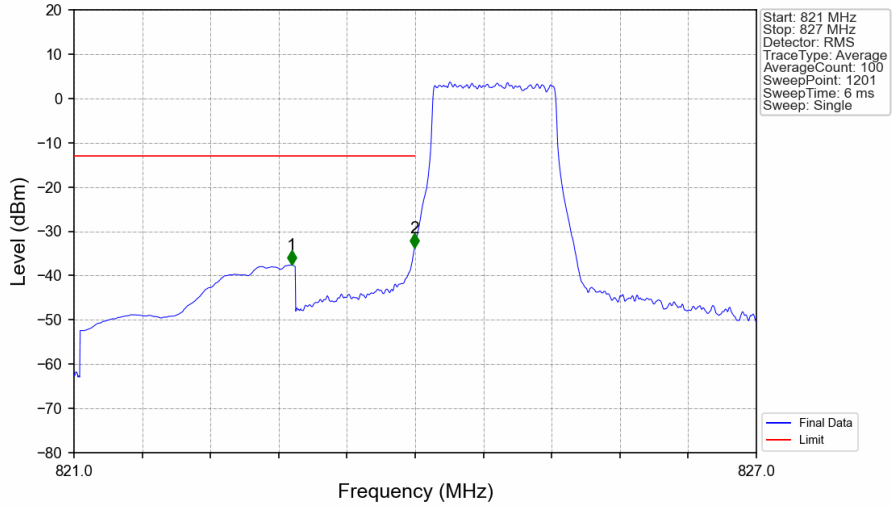
Band: 5 / Bandwidth: 10MHz / NTV						
Modulation	Frequency (MHz)	RB Allocation		Spurious Emission		Verdict
		Size	Offset	Result	Limit	
QPSK	829	1	0	Refer To Test Graph		Pass
		50	0	Refer To Test Graph		Pass
	836.5	1	0	Refer To Test Graph		Pass
	844	1	0	Refer To Test Graph		Pass
			49	Refer To Test Graph		Pass
		50	0	Refer To Test Graph		Pass

5.2 Test Graph

5.2.1 B5_1.4MHz

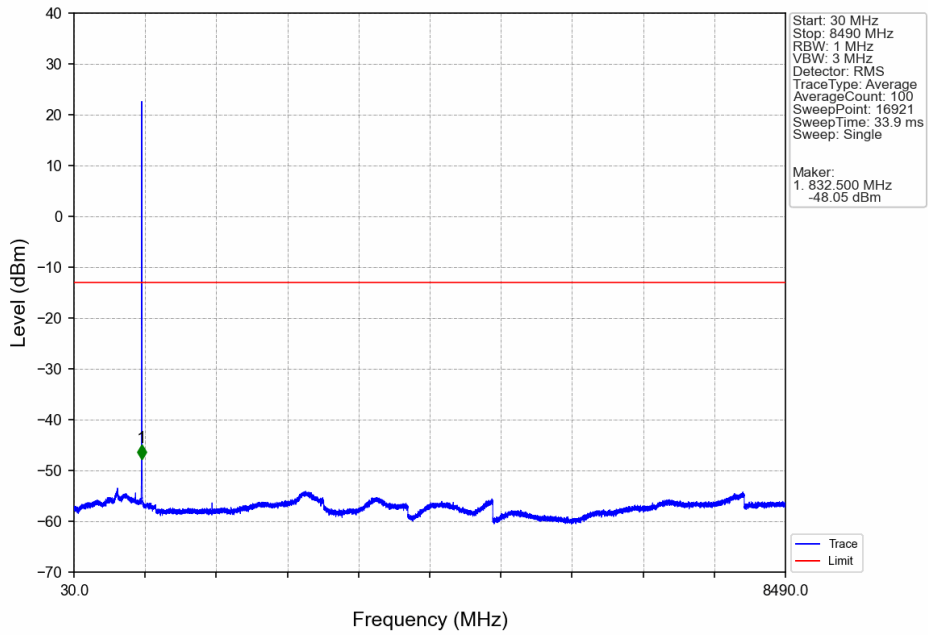


Band5_1.4MHz_QPSK_LCH_824.7MHz_RB_6_0_NTNV



Start (MHz)	Stop (MHz)	RBW (MHz)	Method	Marker No.	Freq (MHz)	Level (dBm)	Limit (dBm)	Result
821	823	0.1	CHP	1	822.915	-37.59	-13	Pass
823	824	0.013	CHP	2	823.995	-33.60	-13	Pass
824	827	0.013	CHP	/	/	/	/	/

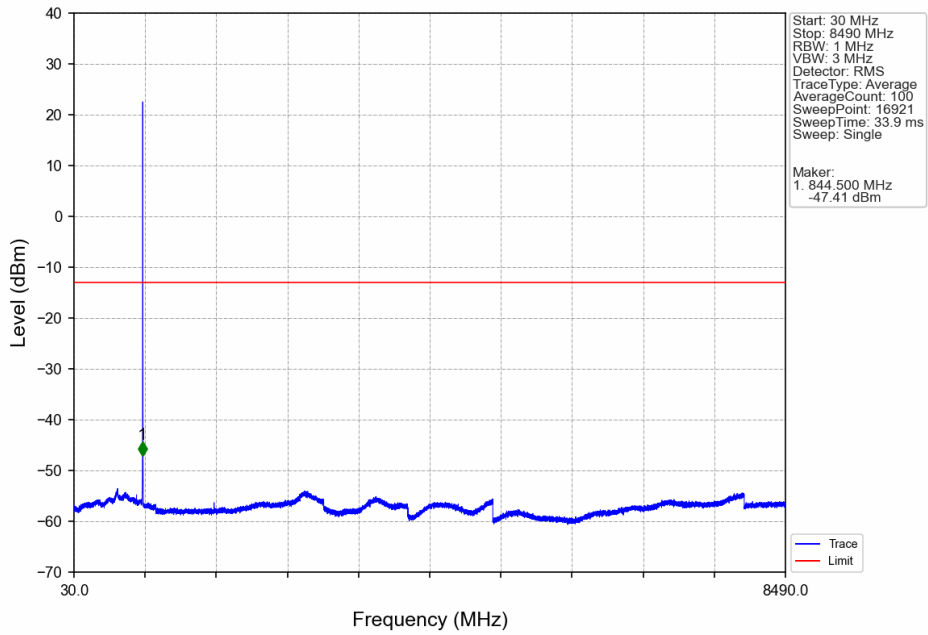
Band5_1.4MHz_QPSK_MCH_836.5MHz_RB_1_0_NTNV



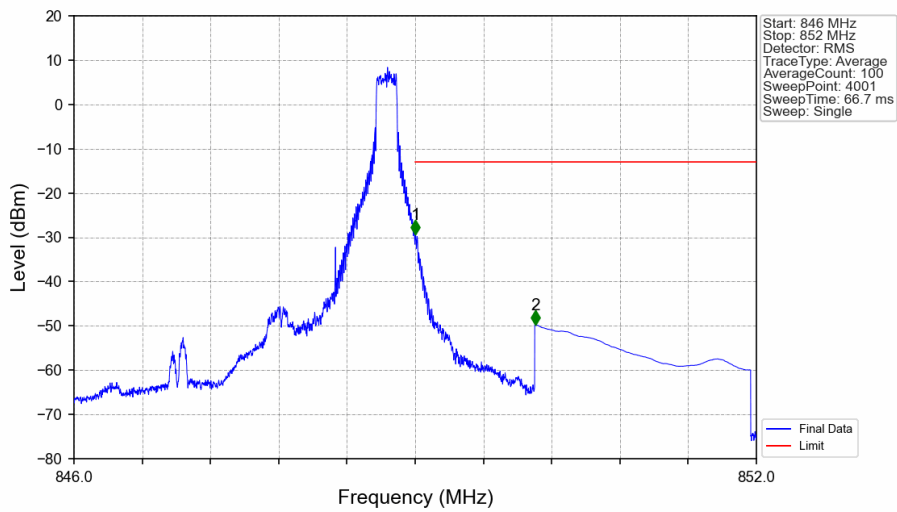
Start: 30 MHz
 Stop: 8490 MHz
 RBW: 1 MHz
 VBW: 3 MHz
 Detector: RMS
 Trace Type: Average
 Average Count: 100
 Sweep Point: 16921
 Sweep Time: 33.9 ms
 Sweep: Single

Marker:
 1. 832.500 MHz
 -48.05 dBm

Band5_1.4MHz_QPSK_HCH_848.3MHz_RB_1_0_NTNV

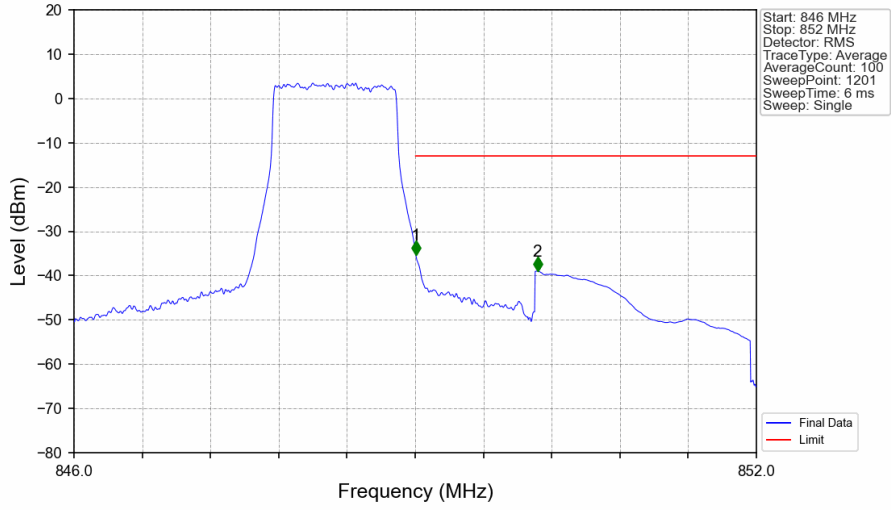


Band5_1.4MHz_QPSK_HCH_848.3MHz_RB_1_5_NTNV



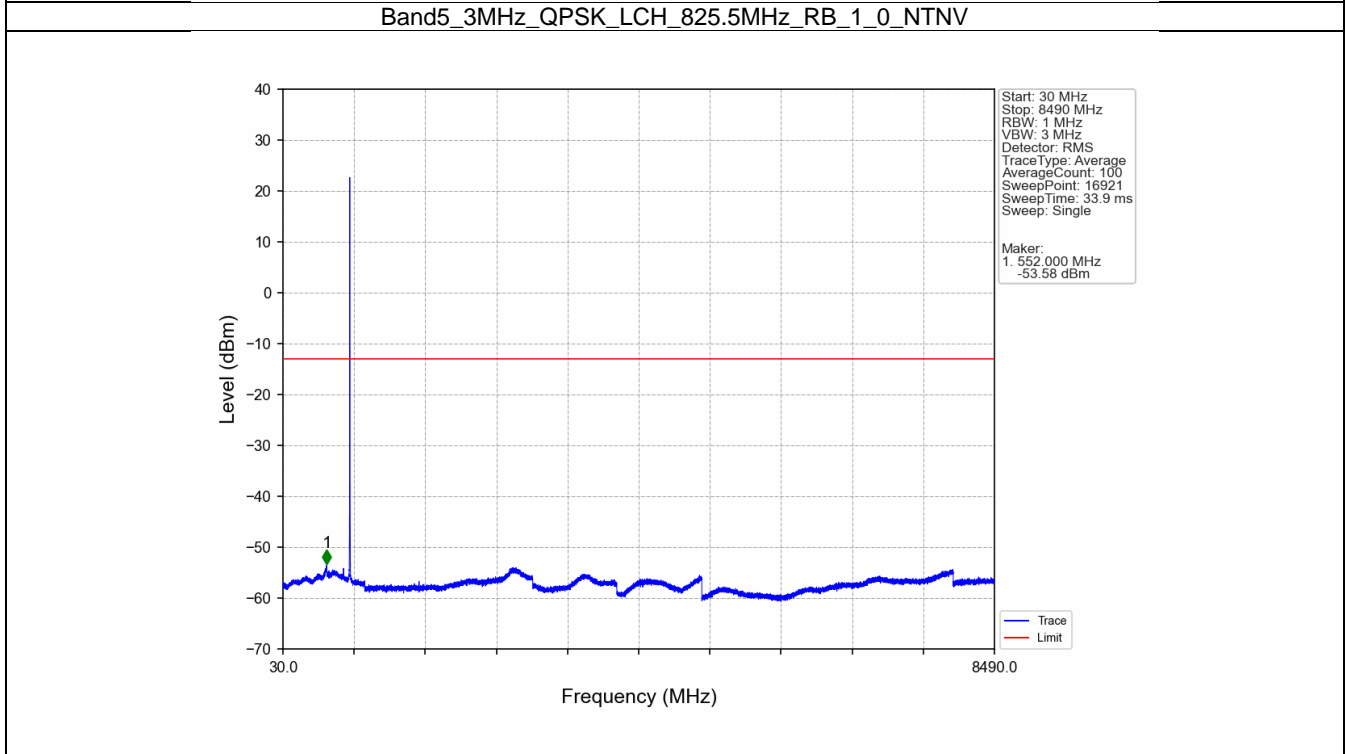
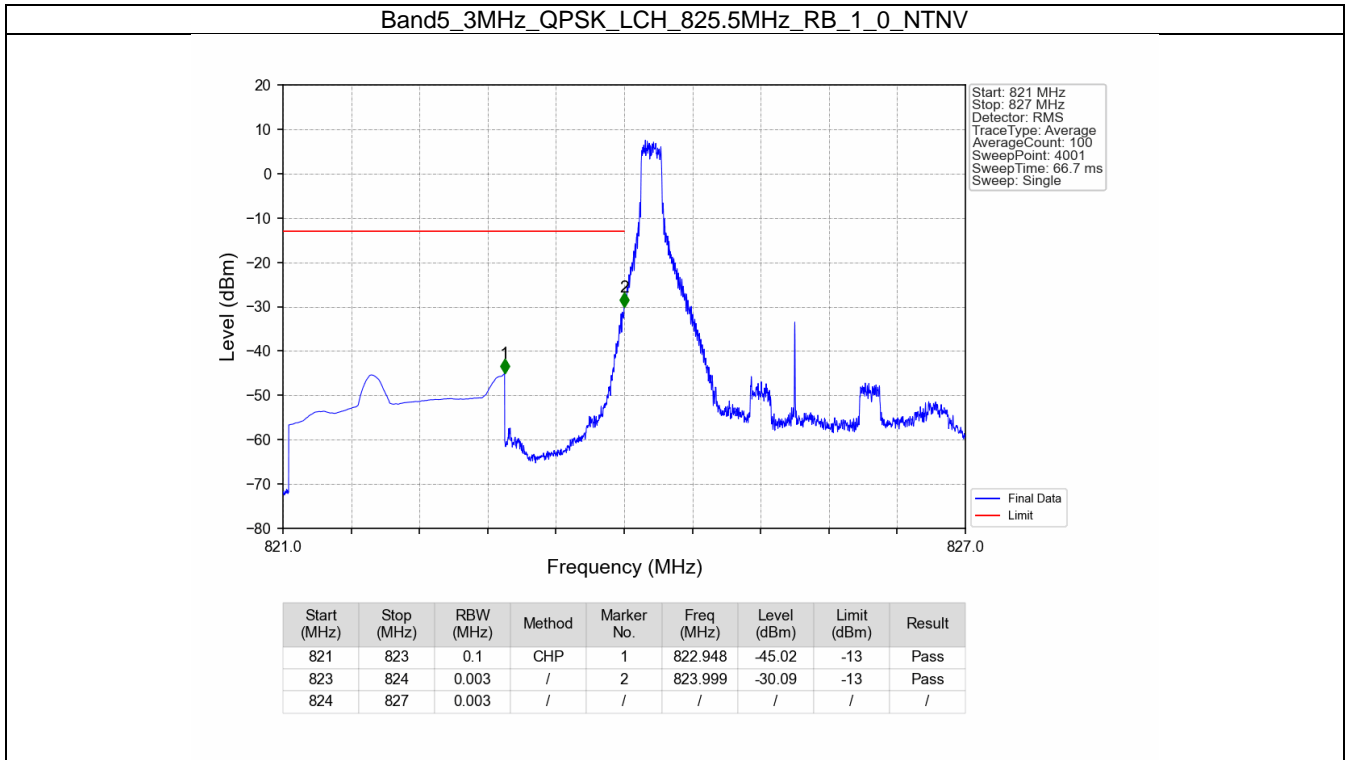
Start (MHz)	Stop (MHz)	RBW (MHz)	Method	Marker No.	Freq (MHz)	Level (dBm)	Limit (dBm)	Result
846	849	0.003	/	/	/	/	/	/
849	850	0.003	/	1	849.003	-29.34	-13	Pass
850	852	0.1	CHP	2	850.058	-49.73	-13	Pass

Band5_1.4MHz_QPSK_HCH_848.3MHz_RB_6_0_NTNV

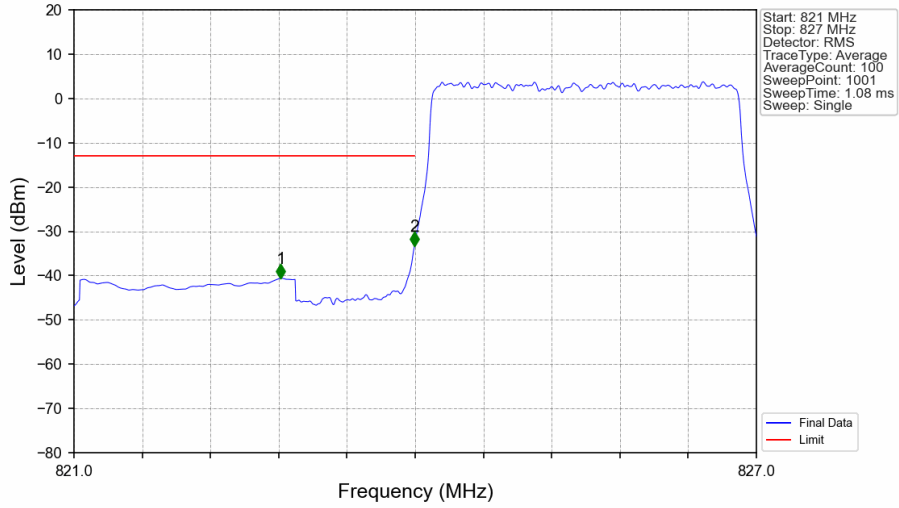


Start (MHz)	Stop (MHz)	RBW (MHz)	Method	Marker No.	Freq (MHz)	Level (dBm)	Limit (dBm)	Result
846	849	0.013	CHP	/	/	/	/	/
849	850	0.013	CHP	1	849.005	-35.34	-13	Pass
850	852	0.1	CHP	2	850.075	-38.97	-13	Pass

5.2.2 B5_3MHz

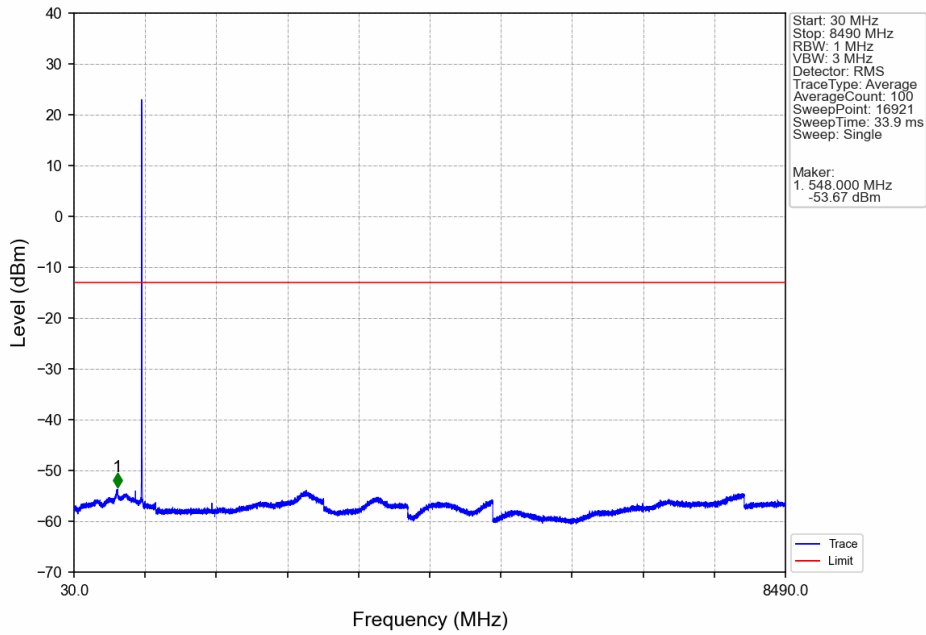


Band5_3MHz_QPSK_LCH_825.5MHz_RB_15_0_NTNV



Start (MHz)	Stop (MHz)	RBW (MHz)	Method	Marker No.	Freq (MHz)	Level (dBm)	Limit (dBm)	Result
821	823	0.1	CHP	1	822.818	-40.59	-13	Pass
823	824	0.03	/	2	823.994	-33.25	-13	Pass
824	827	0.03	/	/	/	/	/	/

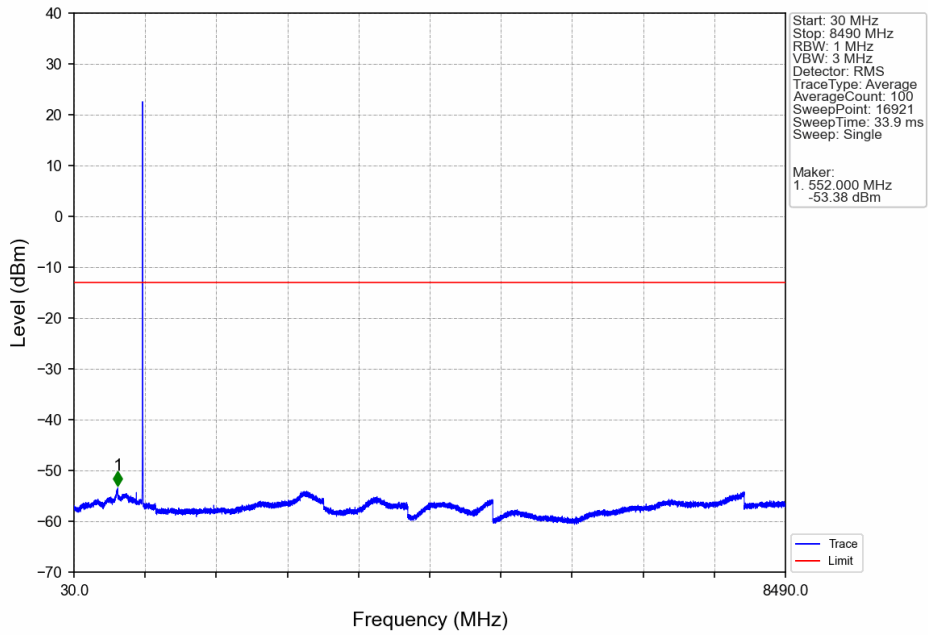
Band5_3MHz_QPSK_MCH_836.5MHz_RB_1_0_NTNV



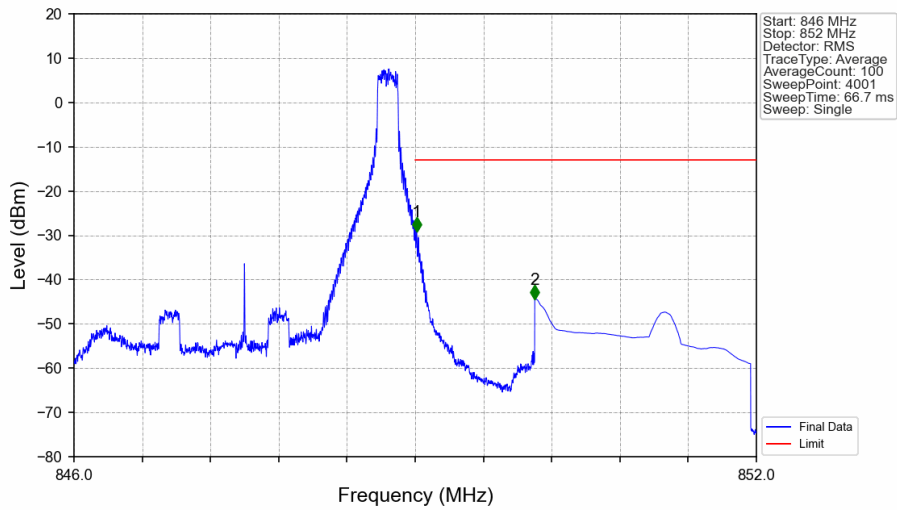
Start: 30 MHz
 Stop: 8490 MHz
 RBW: 1 MHz
 VBW: 3 MHz
 Detector: RMS
 Trace Type: Average
 Average Count: 100
 Sweep Point: 16921
 Sweep Time: 33.9 ms
 Sweep: Single

Marker:
 1: 548.000 MHz
 -53.67 dBm

Band5_3MHz_QPSK_HCH_847.5MHz_RB_1_0_NTNV

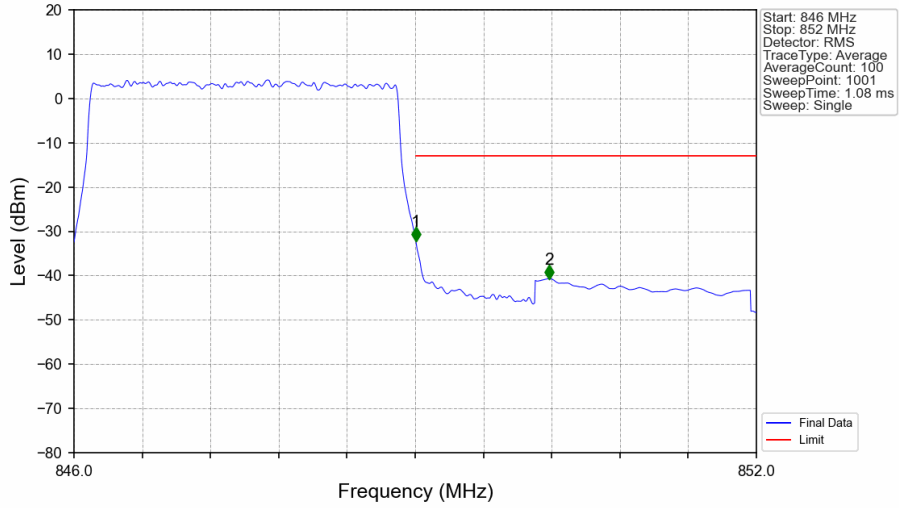


Band5_3MHz_QPSK_HCH_847.5MHz_RB_1_14_NTNV



Start (MHz)	Stop (MHz)	RBW (MHz)	Method	Marker No.	Freq (MHz)	Level (dBm)	Limit (dBm)	Result
846	849	0.003	/	/	/	/	/	/
849	850	0.003	/	1	849.012	-29.13	-13	Pass
850	852	0.1	CHP	2	850.052	-44.41	-13	Pass

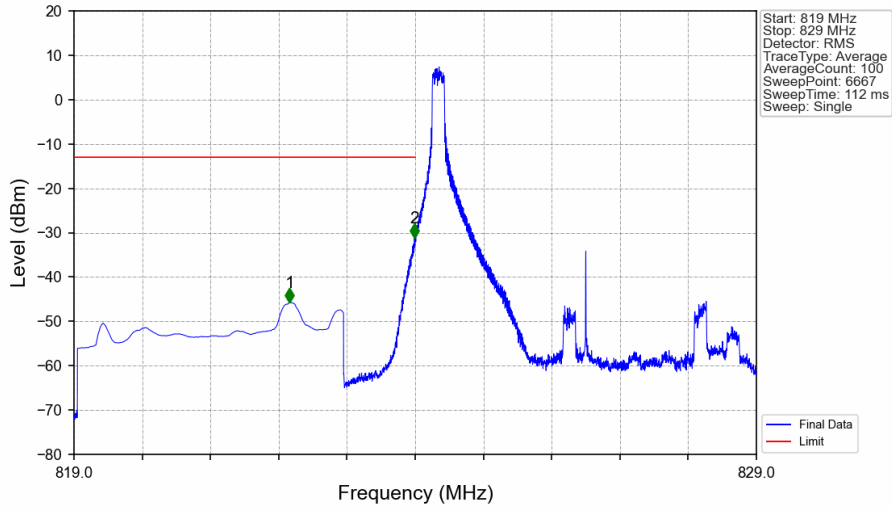
Band5_3MHz_QPSK_HCH_847.5MHz_RB_15_0_NTNV



Start (MHz)	Stop (MHz)	RBW (MHz)	Method	Marker No.	Freq (MHz)	Level (dBm)	Limit (dBm)	Result
846	849	0.03	/	/	/	/	/	/
849	850	0.03	/	1	849.006	-32.18	-13	Pass
850	852	0.1	CHP	2	850.176	-40.70	-13	Pass

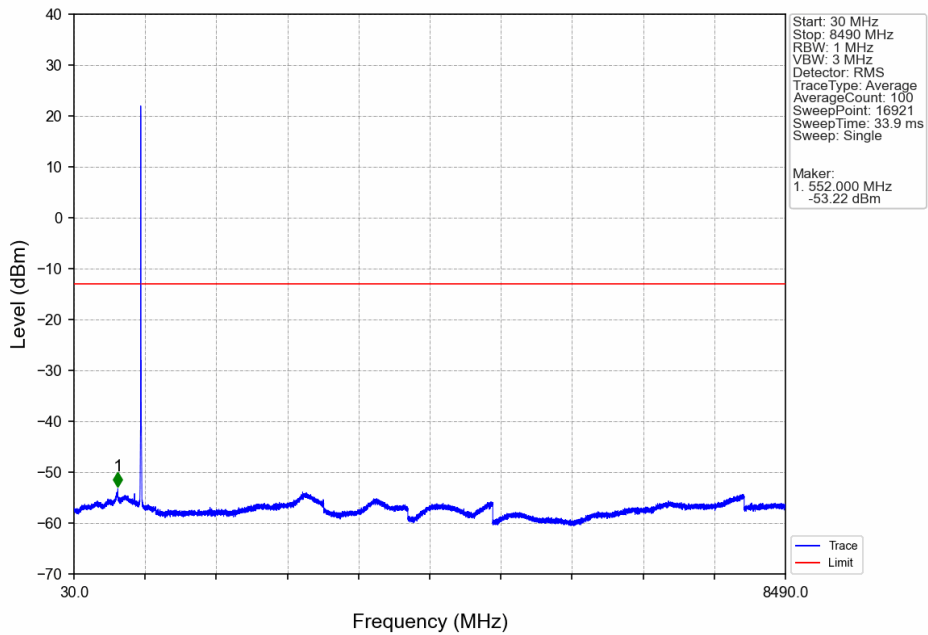
5.2.3 B5_5MHz

Band5_5MHz_QPSK_LCH_826.5MHz_RB_1_0_NTNV

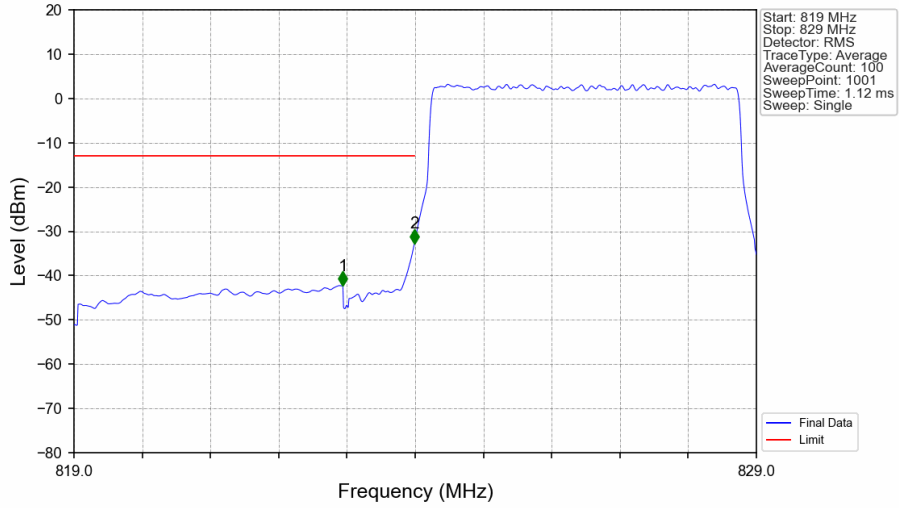


Start (MHz)	Stop (MHz)	RBW (MHz)	Method	Marker No.	Freq (MHz)	Level (dBm)	Limit (dBm)	Result
819	823	0.1	CHP	1	822.159	-45.71	-13	Pass
823	824	0.003	/	2	823.989	-31.09	-13	Pass
824	829	0.003	/	/	/	/	/	/

Band5_5MHz_QPSK_LCH_826.5MHz_RB_1_0_NTNV

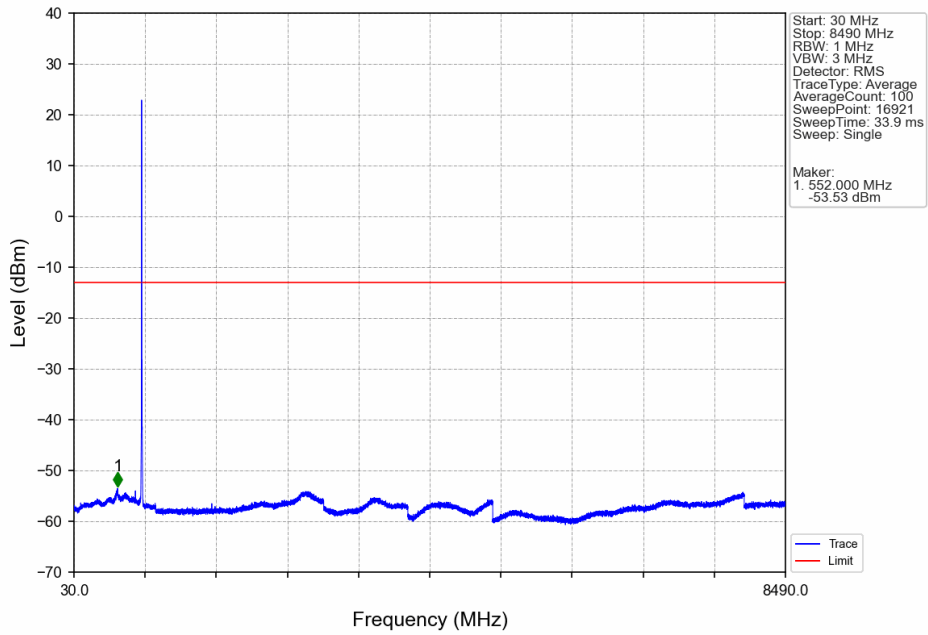


Band5_5MHz_QPSK_LCH_826.5MHz_RB_25_0_NTNV

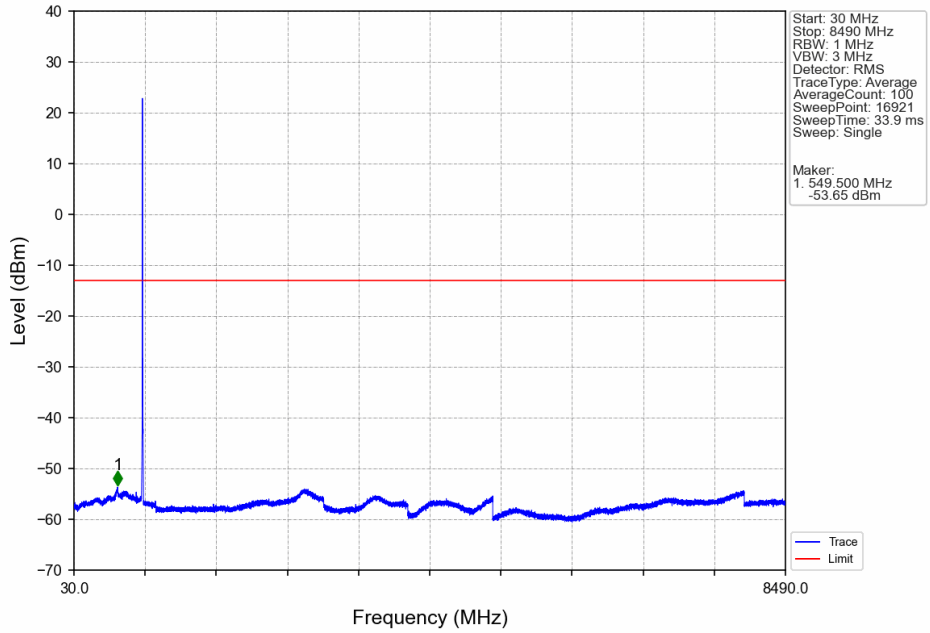


Start (MHz)	Stop (MHz)	RBW (MHz)	Method	Marker No.	Freq (MHz)	Level (dBm)	Limit (dBm)	Result
819	823	0.1	CHP	1	822.940	-42.25	-13	Pass
823	824	0.05	CHP	2	823.990	-32.68	-13	Pass
824	829	0.05	CHP	/	/	/	/	/

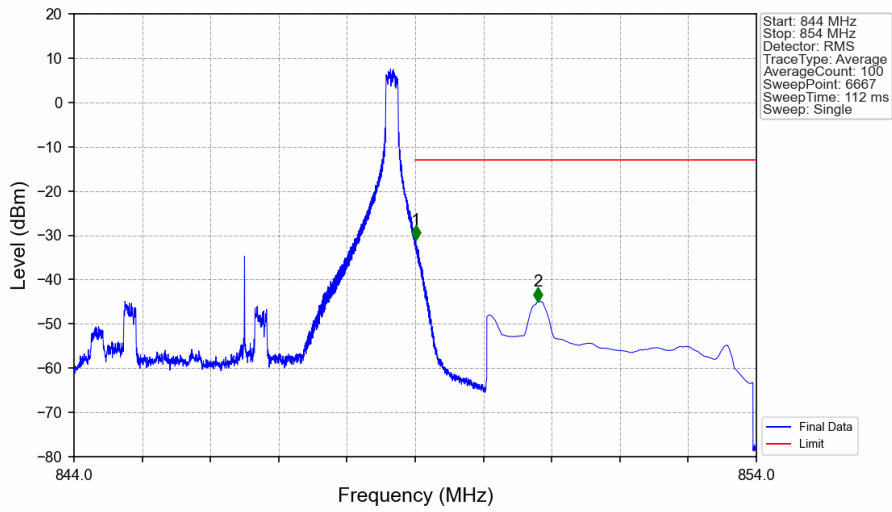
Band5_5MHz_QPSK_MCH_836.5MHz_RB_1_0_NTNV



Band5_5MHz_QPSK_HCH_846.5MHz_RB_1_0_NTNV

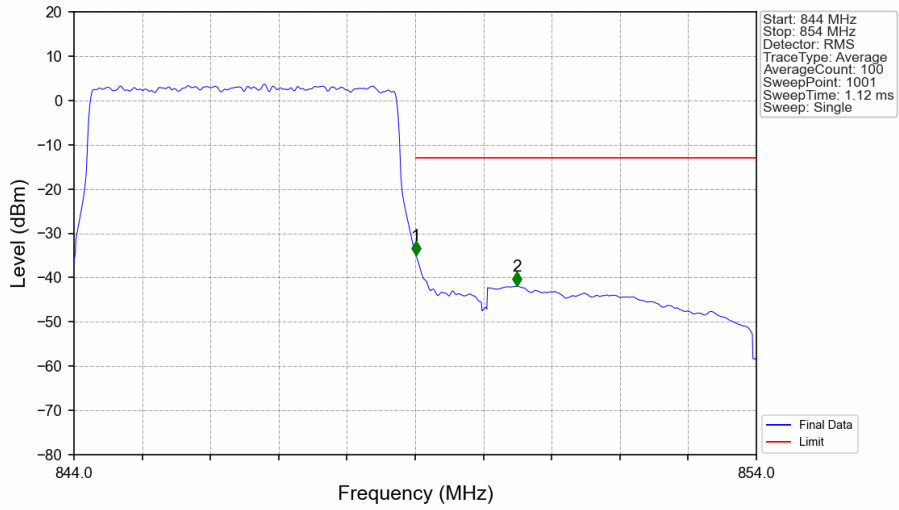


Band5_5MHz_QPSK_HCH_846.5MHz_RB_1_24_NTNV



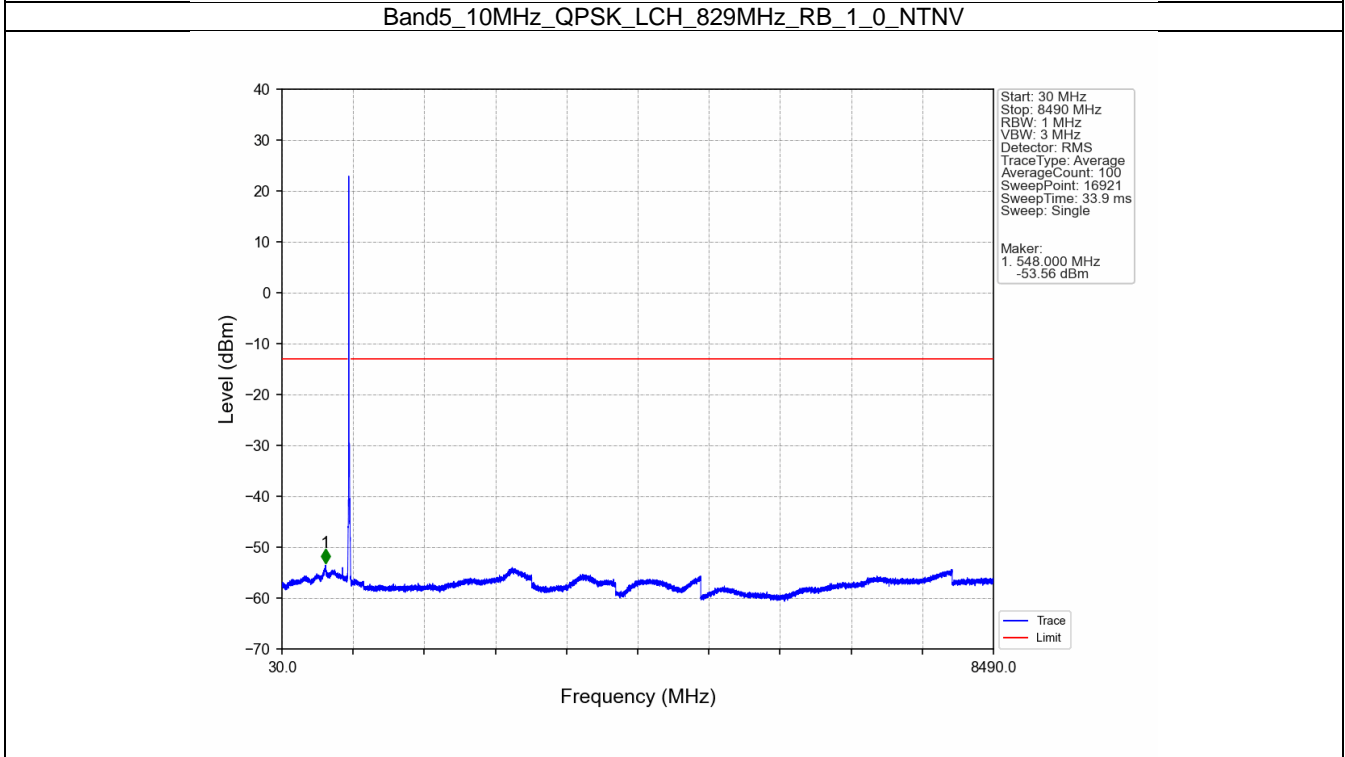
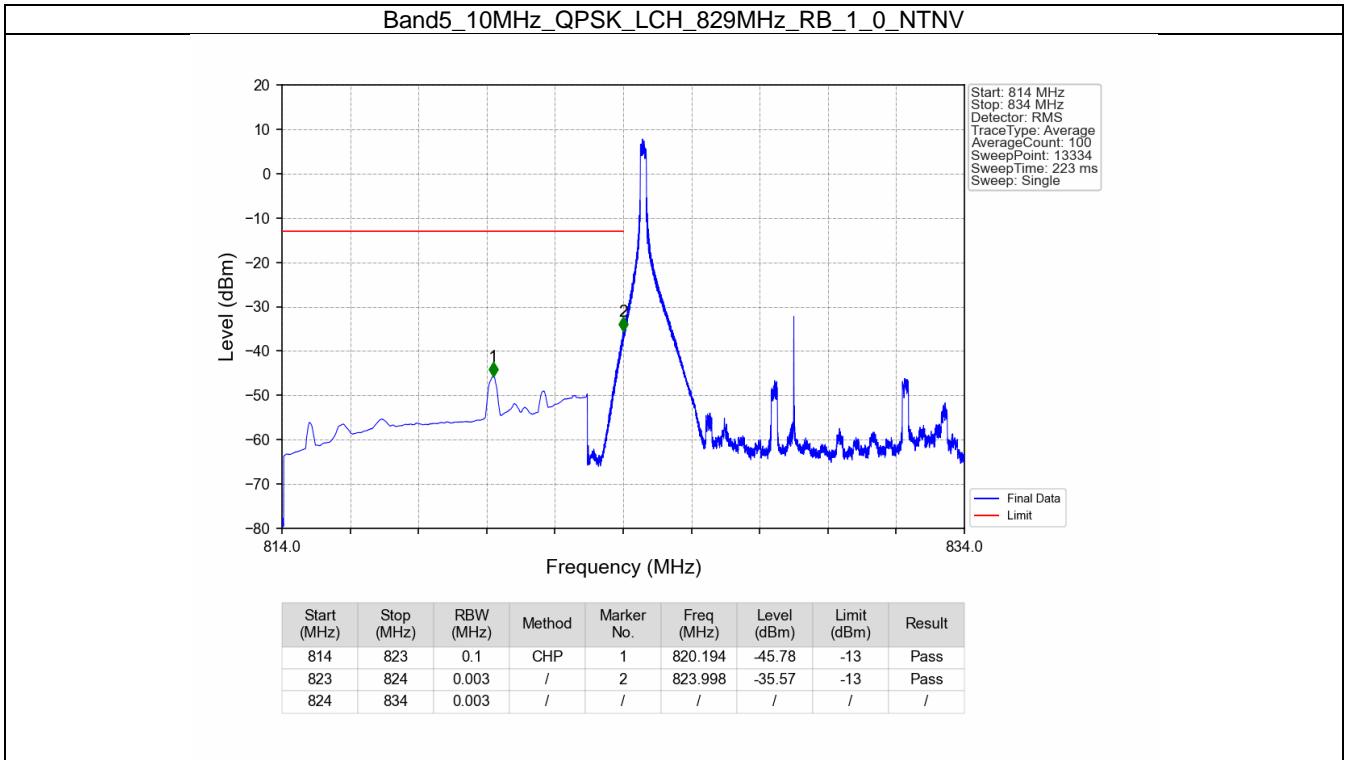
Start (MHz)	Stop (MHz)	RBW (MHz)	Method	Marker No.	Freq (MHz)	Level (dBm)	Limit (dBm)	Result
844	849	0.003	/	/	/	/	/	/
849	850	0.003	/	1	849.009	-30.99	-13	Pass
850	854	0.1	CHP	2	850.802	-44.88	-13	Pass

Band5_5MHz_QPSK_HCH_846.5MHz_RB_25_0_NTNV

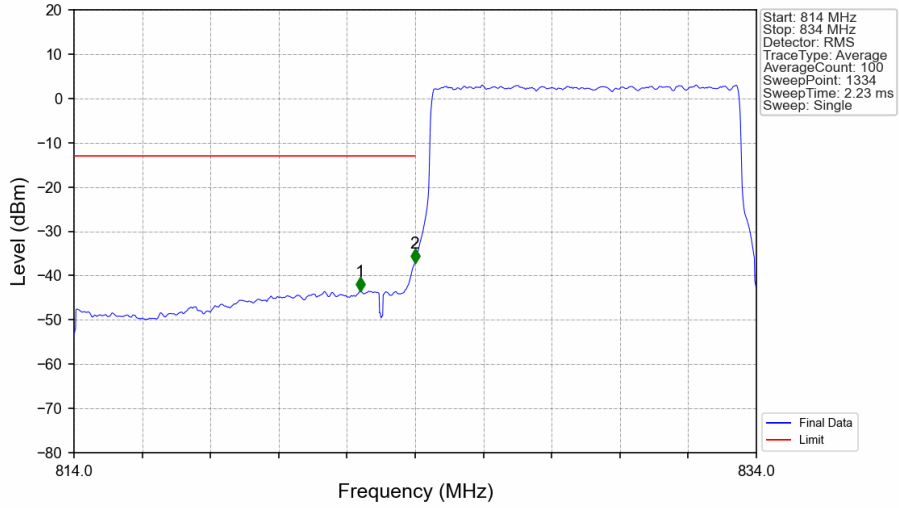


Start (MHz)	Stop (MHz)	RBW (MHz)	Method	Marker No.	Freq (MHz)	Level (dBm)	Limit (dBm)	Result
844	849	0.05	CHP	/	/	/	/	/
849	850	0.05	CHP	1	849.010	-34.91	-13	Pass
850	854	0.1	CHP	2	850.490	-41.95	-13	Pass

5.2.4 B5_10MHz

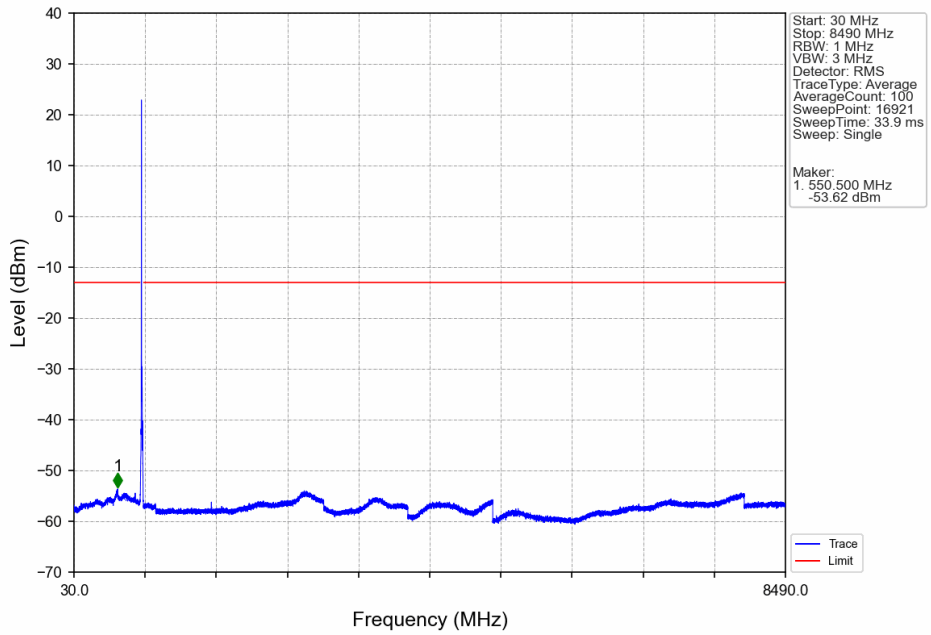


Band5_10MHz_QPSK_LCH_829MHz_RB_50_0_NTNV

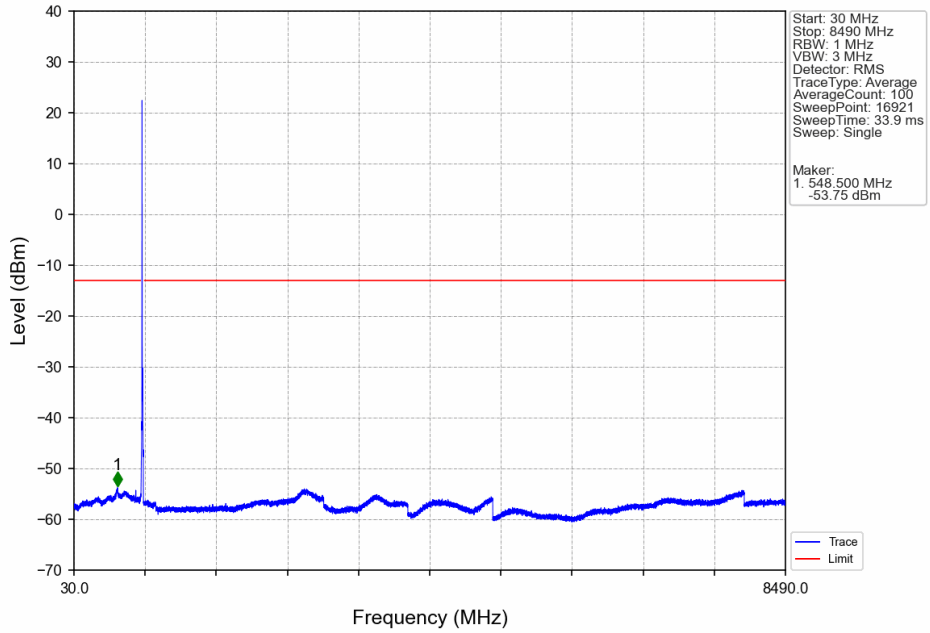


Start (MHz)	Stop (MHz)	RBW (MHz)	Method	Marker No.	Freq (MHz)	Level (dBm)	Limit (dBm)	Result
814	823	0.1	CHP	1	822.387	-43.50	-13	Pass
823	824	0.097	CHP	2	823.992	-37.12	-13	Pass
824	834	0.097	CHP	/	/	/	/	/

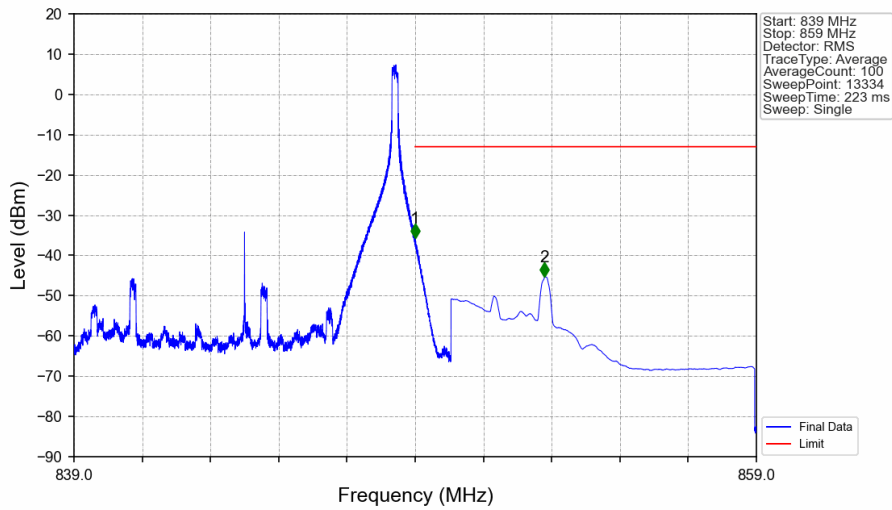
Band5_10MHz_QPSK_MCH_836.5MHz_RB_1_0_NTNV



Band5_10MHz_QPSK_HCH_844MHz_RB_1_0_NTNV

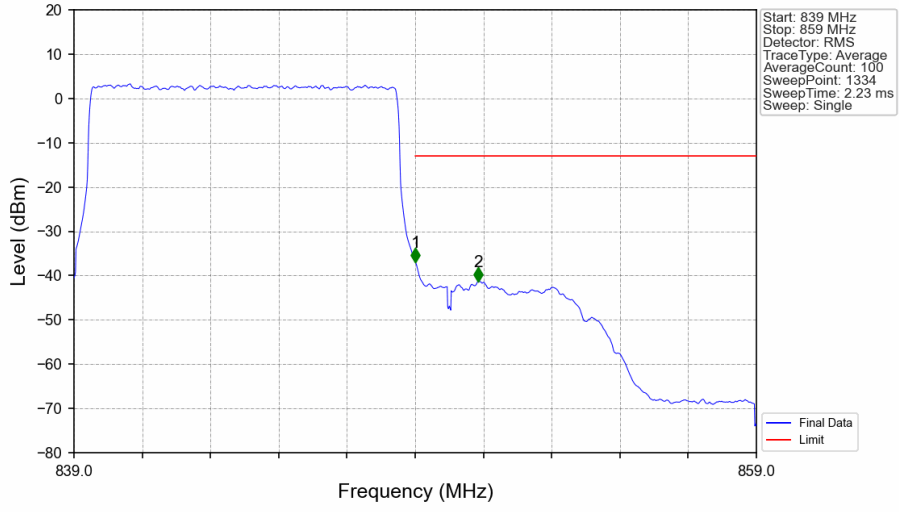


Band5_10MHz_QPSK_HCH_844MHz_RB_1_49_NTNV



Start (MHz)	Stop (MHz)	RBW (MHz)	Method	Marker No.	Freq (MHz)	Level (dBm)	Limit (dBm)	Result
839	849	0.003	/	/	/	/	/	/
849	850	0.003	/	1	849.001	-35.62	-13	Pass
850	859	0.1	CHP	2	852.793	-45.33	-13	Pass

Band5_10MHz_QPSK_HCH_844MHz_RB_50_0_NTNV



Start (MHz)	Stop (MHz)	RBW (MHz)	Method	Marker No.	Freq (MHz)	Level (dBm)	Limit (dBm)	Result
839	849	0.097	CHP	/	/	/	/	/
849	850	0.097	CHP	1	849.008	-36.88	-13	Pass
850	859	0.1	CHP	2	850.853	-41.36	-13	Pass

6. Field Strength of Spurious Radiation

For Sample 1

Test Band = LTE Band5_ TM1

Test Channel = Low

Final Data List								
NO.	Frequency [MHz]	Reading [dB μ V]	Factor [dB]	AF[dB/m]	Level [dBm]	Limit [dBm]	Margin [dB]	Polarity
1	1472.5714	43.93	-48.23	25.27	-74.29	-13.00	61.29	Horizontal
2	1933.7143	44.59	-48.00	26.00	-72.67	-13.00	59.67	Horizontal
3	2709.7143	44.46	-47.04	27.58	-70.26	-13.00	57.26	Horizontal
4	3993.7143	43.75	-46.20	29.39	-68.32	-13.00	55.32	Horizontal
5	5067.4286	42.92	-45.52	31.52	-66.34	-13.00	53.34	Horizontal
6	6508	43.03	-44.64	34.11	-62.75	-13.00	49.75	Horizontal

Final Data List								
NO.	Frequency [MHz]	Reading [dB μ V]	Factor [dB]	AF[dB/m]	Level [dBm]	Limit [dBm]	Margin [dB]	Polarity
1	1649.1429	61.08	-48.22	25.45	-56.95	-13.00	43.95	Vertical
2	2560.5714	43.94	-47.06	27.31	-71.08	-13.00	58.08	Vertical
3	3182.2857	42.65	-46.37	28.28	-70.70	-13.00	57.70	Vertical
4	4122.2857	42.25	-45.91	29.69	-69.23	-13.00	56.23	Vertical
5	5189.7143	41.36	-45.03	31.74	-67.19	-13.00	54.19	Vertical
6	5737.7143	41.82	-44.60	32.35	-65.70	-13.00	52.70	Vertical

Test Band = LTE Band5_ TM1
Test Channel = Mid

Final Data List								
NO.	Frequency [MHz]	Reading [dBμV]	Factor [dB]	AF[dB/m]	Level [dBm]	Limit [dBm]	Margin [dB]	Polarity
1	1664	49.08	-48.20	25.46	-68.92	-13.00	55.92	Horizontal
2	2235.4286	44.33	-47.62	26.67	-71.88	-13.00	58.88	Horizontal
3	2710.8571	44.44	-47.04	27.58	-70.28	-13.00	57.28	Horizontal
4	3328	45.08	-46.64	28.43	-68.39	-13.00	55.39	Horizontal
5	4118.2857	44.09	-45.91	29.68	-67.40	-13.00	54.40	Horizontal
6	4906.2857	43.20	-45.59	31.25	-66.40	-13.00	53.40	Horizontal

Final Data List								
NO.	Frequency [MHz]	Reading [dBμV]	Factor [dB]	AF[dB/m]	Level [dBm]	Limit [dBm]	Margin [dB]	Polarity
1	1664	60.67	-48.20	25.46	-57.33	-13.00	44.33	Vertical
2	2915.4286	43.69	-46.56	27.95	-70.18	-13.00	57.18	Vertical
3	3691.4286	42.71	-46.17	28.91	-69.81	-13.00	56.81	Vertical
4	4456	42.78	-45.73	30.49	-67.71	-13.00	54.71	Vertical
5	5420.5714	42.45	-45.00	32.16	-65.66	-13.00	52.66	Vertical
6	5857.7143	42.38	-44.84	32.37	-65.35	-13.00	52.35	Vertical

Test Band = LTE Band5_ TM1
Test Channel = High

Final Data List								
NO.	Frequency [MHz]	Reading [dBμV]	Factor [dB]	AF[dB/m]	Level [dBm]	Limit [dBm]	Margin [dB]	Polarity
1	1624	44.69	-48.25	25.42	-73.40	-13.00	60.40	Horizontal
2	2091.4286	45.04	-47.73	26.38	-71.56	-13.00	58.56	Horizontal
3	2544.5714	44.44	-47.12	27.28	-70.66	-13.00	57.66	Horizontal
4	3013.7143	44.19	-46.55	28.11	-69.51	-13.00	56.51	Horizontal
5	3666.8571	43.58	-46.21	28.87	-69.03	-13.00	56.03	Horizontal
6	4463.4286	43.32	-45.71	30.51	-67.13	-13.00	54.13	Horizontal

Final Data List								
NO.	Frequency [MHz]	Reading [dBμV]	Factor [dB]	AF[dB/m]	Level [dBm]	Limit [dBm]	Margin [dB]	Polarity
1	1678.8571	54.63	-48.19	25.48	-63.34	-13.00	50.34	Vertical
2	2083.4286	44.79	-47.74	26.37	-71.84	-13.00	58.84	Vertical
3	2908	44.08	-46.57	27.93	-69.81	-13.00	56.81	Vertical
4	3642.8571	43.46	-46.26	28.83	-69.23	-13.00	56.23	Vertical
5	4949.7143	42.38	-45.69	31.32	-67.25	-13.00	54.25	Vertical
6	5698.8571	42.30	-44.58	32.34	-65.20	-13.00	52.20	Vertical