

1. Effective (Isotropic) Radiated Power Output Data

1.1 Test Result

1.1.1 BandIV_EIRP

Band: IV								
ENV	Mode		Frequency (MHz)	Conducted Power (dBm)	Gain (dBi)	EIRP (dBm)		Verdict
	Network	Subset				Result	Limit	
NTNV	RMC	12.2kbps RMC	1712.4	23.75	-1.00	22.75	<=30	Pass
			1732.6	23.55	-1.00	22.55	<=30	Pass
			1752.6	23.35	-1.00	22.35	<=30	Pass

Note1: EIRP=Conducted Power+Antenna Gain

2. Frequency Stability

2.1 Test Result

2.1.1 BandIV

Band: IV								
Network	Frequency (MHz)	Temp. (°C)	Voltage (VDC)	Freq. Error (Hz)	Freq. vs. Rated (ppm)		Verdict	
					Result	Limit		
RMC	1712.4	20	3.6	5.836	0.0034	-2.5 to 2.5	Pass	
			3.88	3.333	0.0019	-2.5 to 2.5	Pass	
			4.53	2.968	0.0017	-2.5 to 2.5	Pass	
		-30	3.88	4.814	0.0028	-2.5 to 2.5	Pass	
			-20	3.88	2.704	0.0016	-2.5 to 2.5	Pass
			-10	3.88	3.290	0.0019	-2.5 to 2.5	Pass
		0	3.88	3.104	0.0018	-2.5 to 2.5	Pass	
			10	3.88	6.974	0.0041	-2.5 to 2.5	Pass
			30	3.88	3.498	0.0020	-2.5 to 2.5	Pass
	40		3.88	0.801	0.0005	-2.5 to 2.5	Pass	
	50		3.88	4.506	0.0026	-2.5 to 2.5	Pass	
	1732.6	20	3.6	-2.697	-0.0016	-2.5 to 2.5	Pass	
			3.88	0.494	0.0003	-2.5 to 2.5	Pass	
			4.53	0.207	0.0001	-2.5 to 2.5	Pass	
		-30	3.88	0.293	0.0002	-2.5 to 2.5	Pass	
			-20	3.88	1.395	0.0008	-2.5 to 2.5	Pass
			-10	3.88	0.887	0.0005	-2.5 to 2.5	Pass
		0	3.88	0.694	0.0004	-2.5 to 2.5	Pass	
			10	3.88	1.302	0.0008	-2.5 to 2.5	Pass
			30	3.88	-2.711	-0.0016	-2.5 to 2.5	Pass
	40		3.88	2.289	0.0013	-2.5 to 2.5	Pass	
	50		3.88	0.887	0.0005	-2.5 to 2.5	Pass	
	1752.6	20	3.6	-2.918	-0.0017	-2.5 to 2.5	Pass	
			3.88	-3.076	-0.0018	-2.5 to 2.5	Pass	
			4.53	0.286	0.0002	-2.5 to 2.5	Pass	
		-30	3.88	1.259	0.0007	-2.5 to 2.5	Pass	
			-20	3.88	-0.494	-0.0003	-2.5 to 2.5	Pass
-10			3.88	0.050	0.0000	-2.5 to 2.5	Pass	
0		3.88	-2.882	-0.0016	-2.5 to 2.5	Pass		
		10	3.88	-1.988	-0.0011	-2.5 to 2.5	Pass	
		30	3.88	-2.933	-0.0017	-2.5 to 2.5	Pass	
	40	3.88	-3.133	-0.0018	-2.5 to 2.5	Pass		
	50	3.88	-3.119	-0.0018	-2.5 to 2.5	Pass		

3. 99% & 26dB Bandwidth

3.1 Test Result

3.1.1 BandIV_OBW

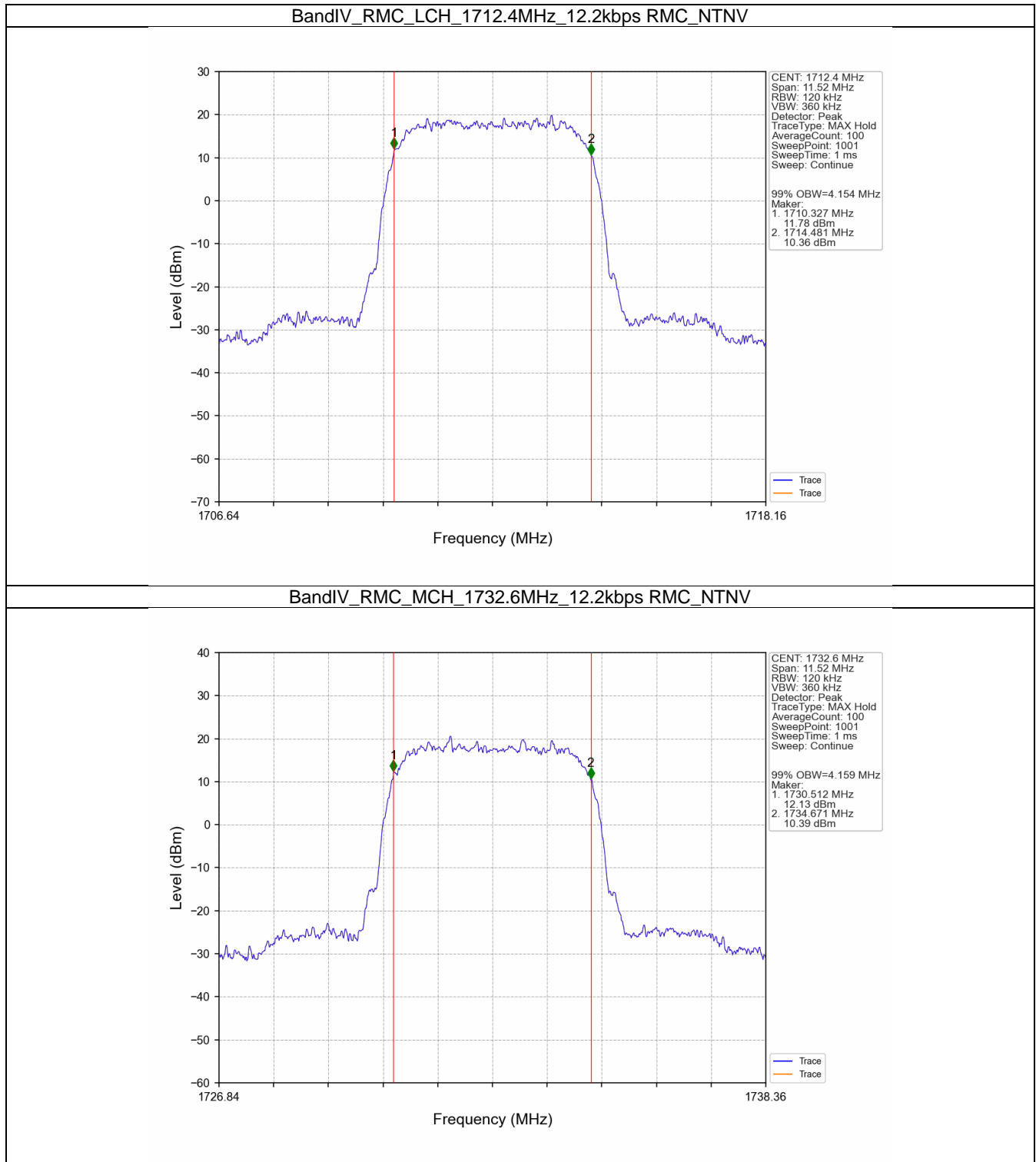
Band: IV						
ENV	Mode		Frequency (MHz)	99% Occupied Bandwidth (MHz)		Verdict
	Network	Subset		Result	Limit	
NTNV	RMC	12.2kbps RMC	1712.4	4.154	/	Pass
			1732.6	4.159	/	Pass
			1752.6	4.152	/	Pass

3.1.2 BandIV_XDB

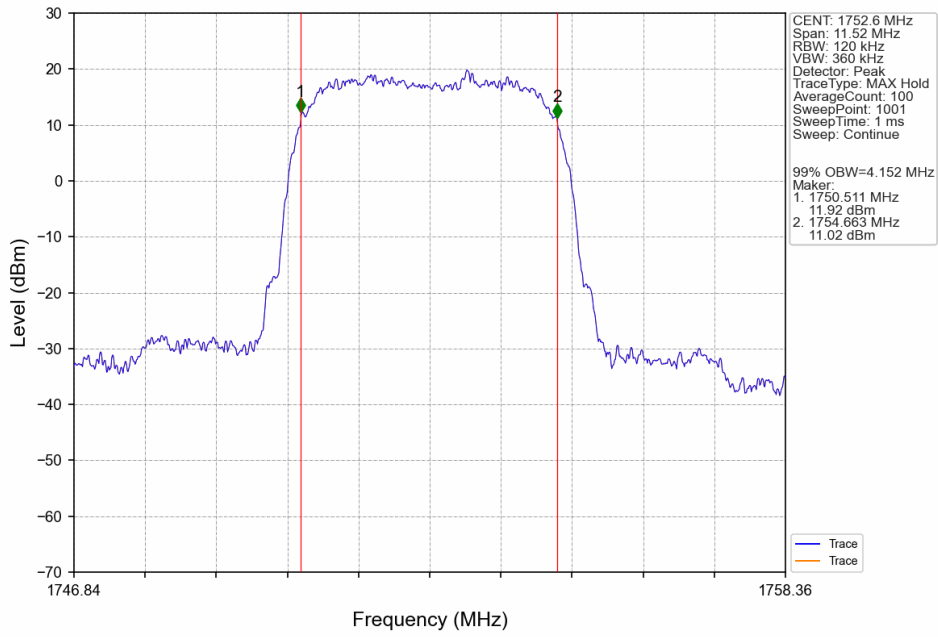
Band: IV						
ENV	Mode		Frequency (MHz)	26dB Bandwidth (MHz)		Verdict
	Network	Subset		Result	Limit	
NTNV	RMC	12.2kbps RMC	1712.4	4.731	/	Pass
			1732.6	4.710	/	Pass
			1752.6	4.732	/	Pass

3.2 Test Graph

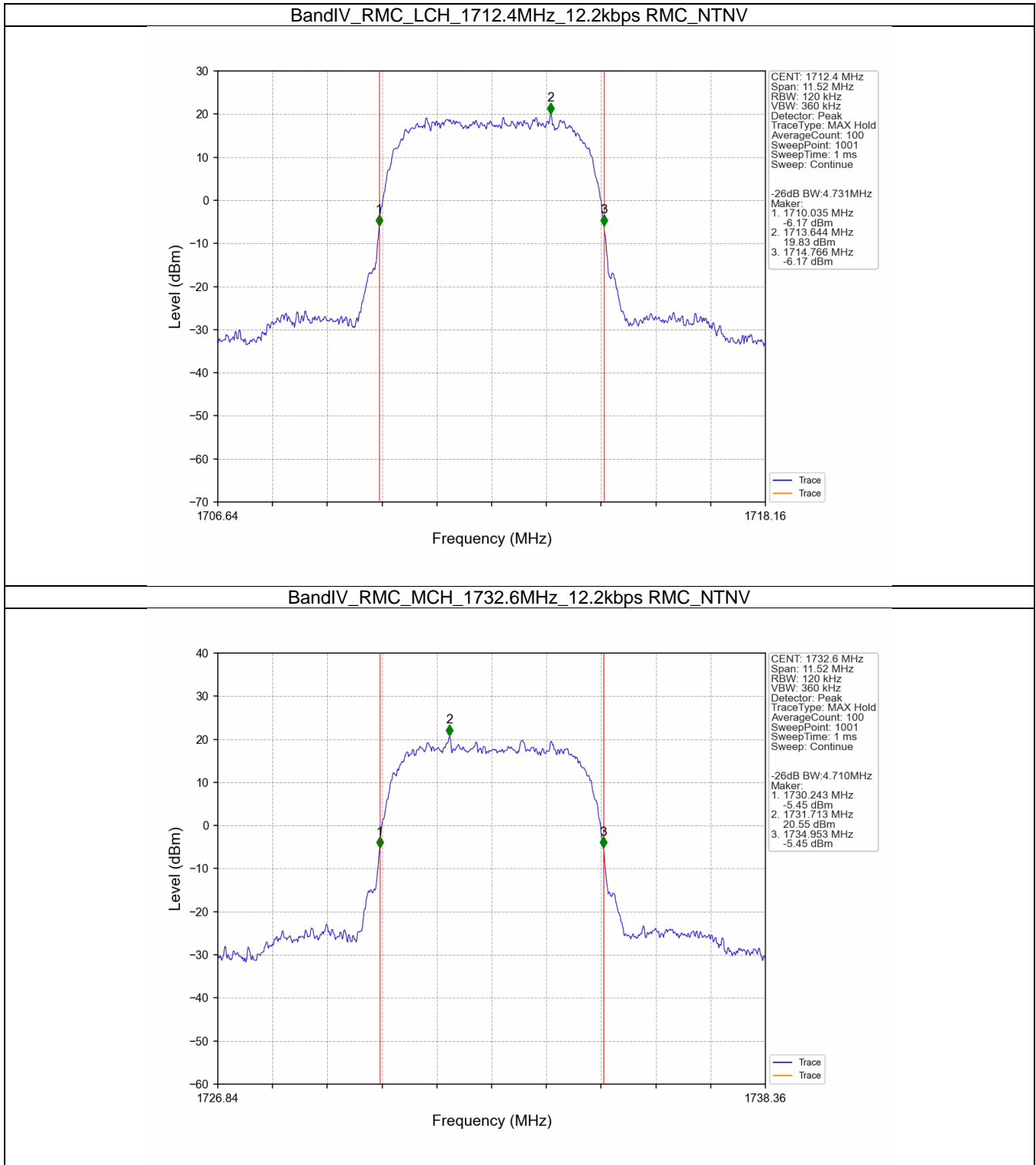
3.2.1 BandIV_OBW



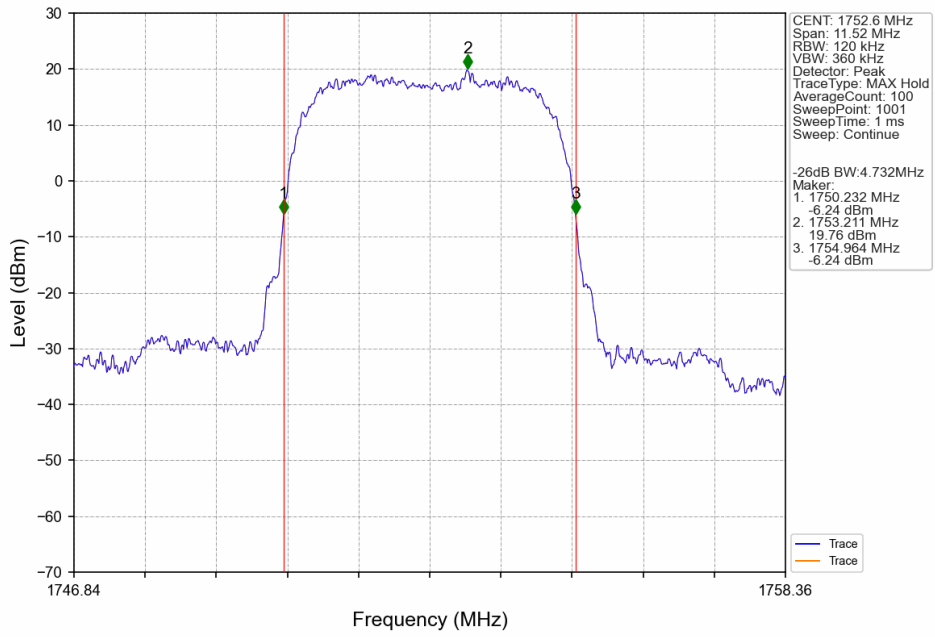
BandIV_RMC_HCH_1752.6MHz_12.2kbps RMC_NTNV



3.2.2 BandIV_XDB



BandIV_RMC_HCH_1752.6MHz_12.2kbps RMC_NTNV



4. Peak-Average Ratio

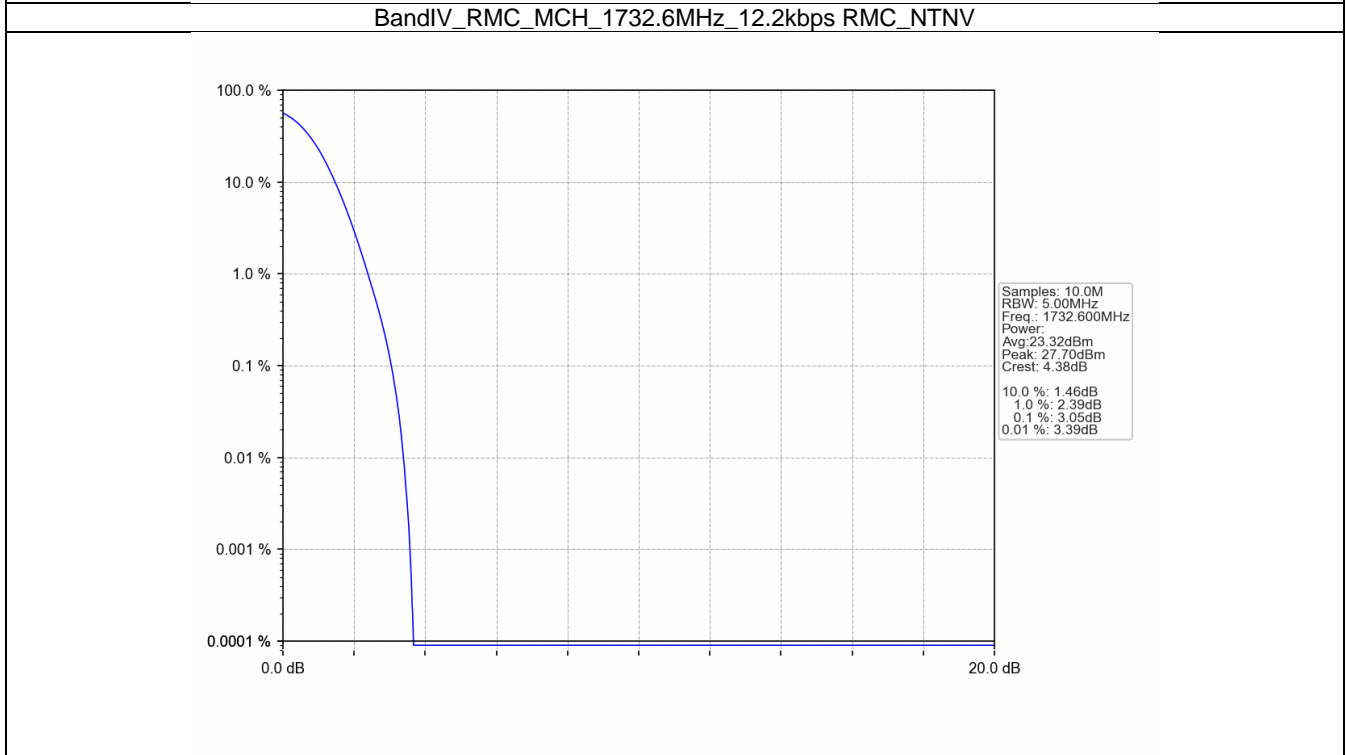
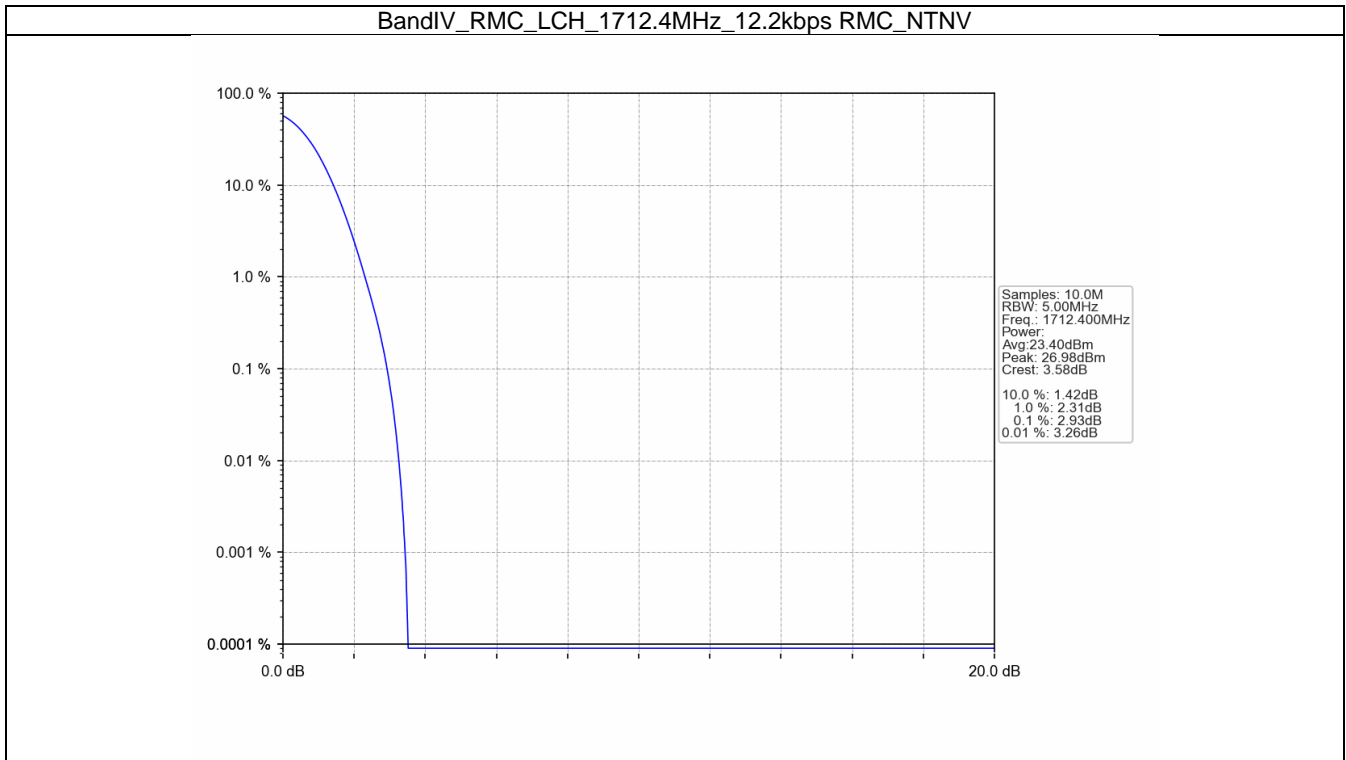
4.1 Test Result

4.1.1 BandIV

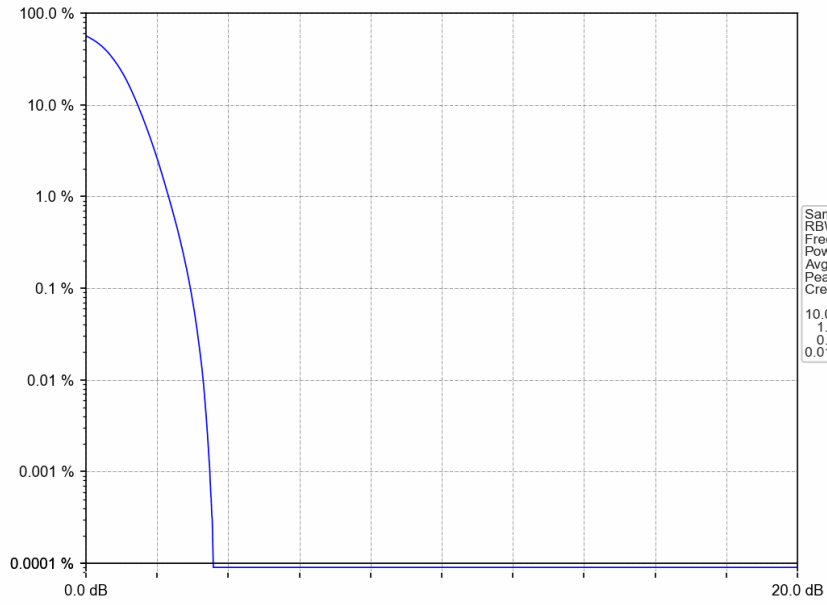
Band: IV						
ENV	Mode		Frequency (MHz)	Peak-Average Ratio (dB)		Verdict
	Network	Subset		Result	Limit	
NTNV	RMC	12.2kbps RMC	1712.4	2.93	<=13	Pass
			1732.6	3.05	<=13	Pass
			1752.6	2.94	<=13	Pass

4.2 Test Graph

4.2.1 BandIV



BandIV_RMC_HCH_1752.6MHz_12.2kbps RMC_NTNV



Samples: 10.0M
RBW: 5.00MHz
Freq.: 1752.600MHz
Power:
Avg: 23.20dBm
Peak: 26.95dBm
Crest: 3.75dB
10.0 %: 1.45dB
1.0 %: 2.32dB
0.1 %: 2.94dB
0.01 %: 3.29dB

5. Spurious Emission

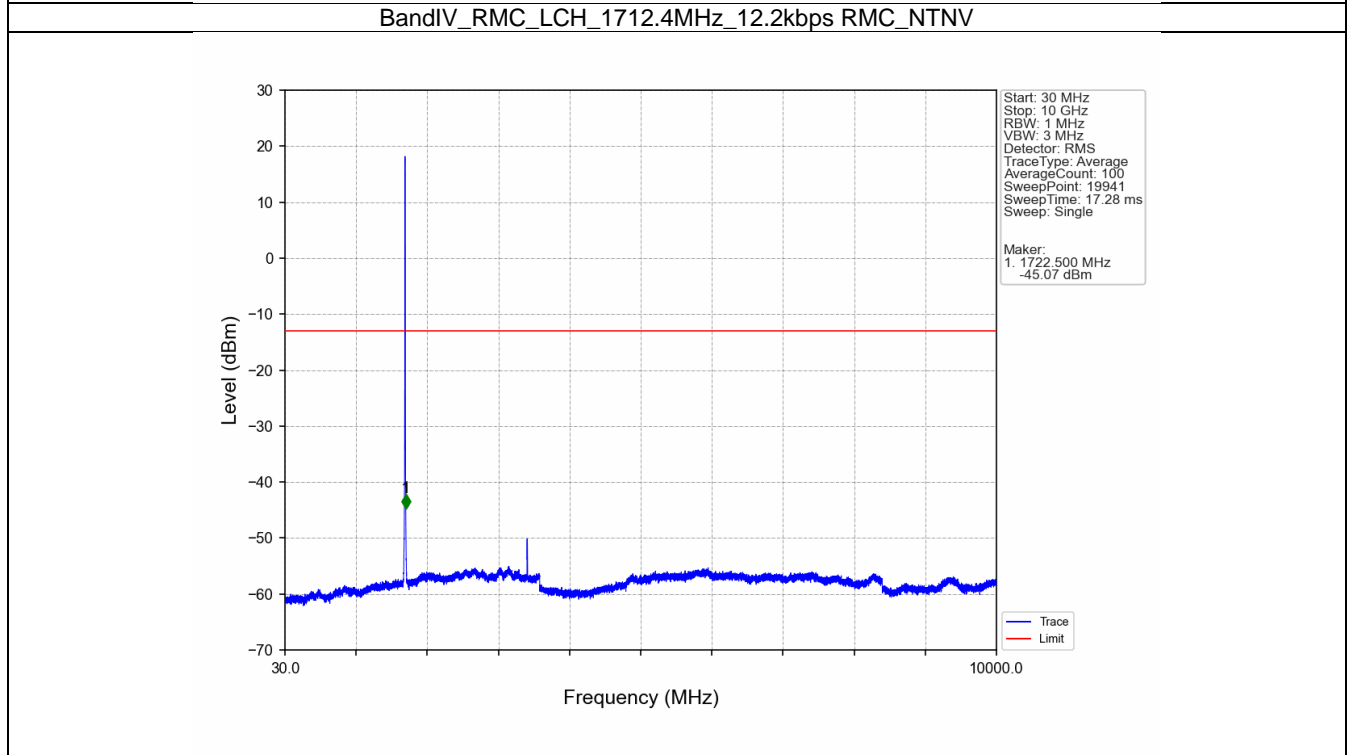
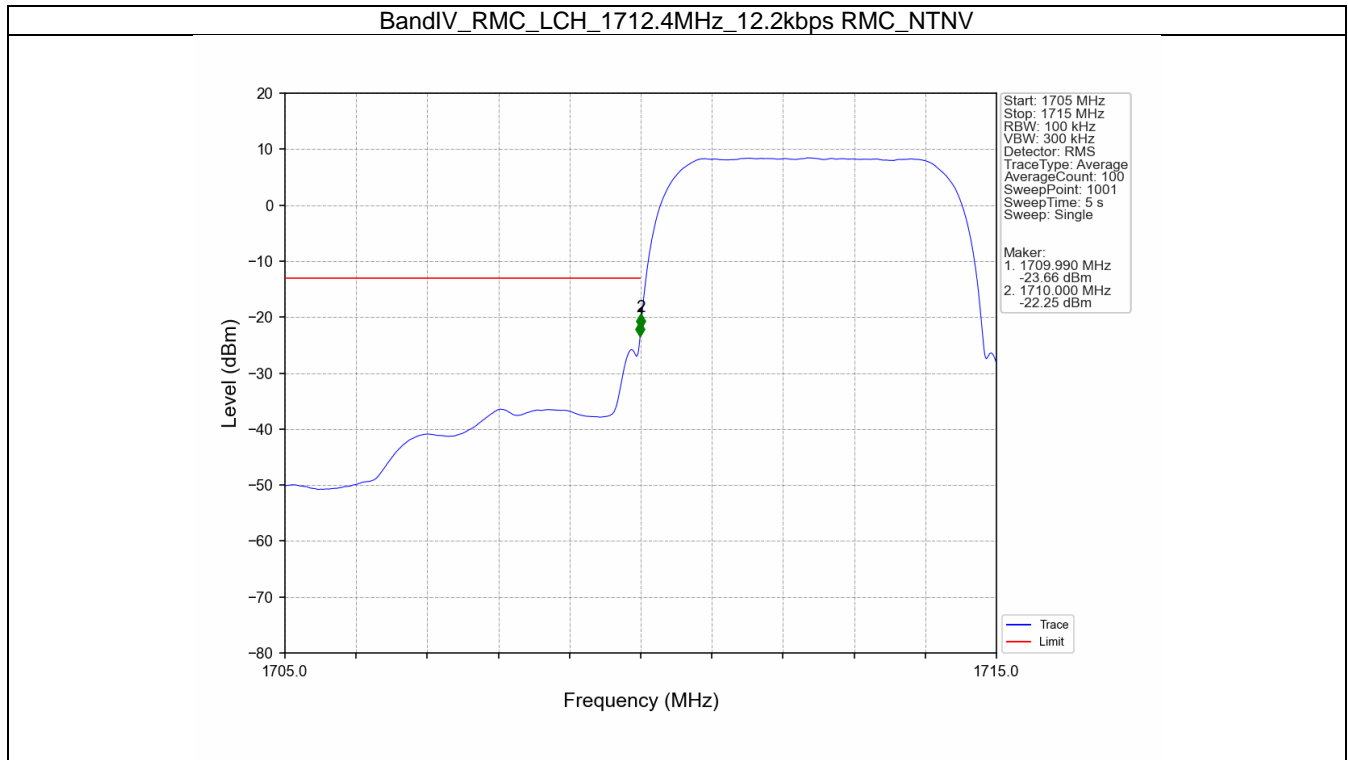
5.1 Test Result

5.1.1 Band IV

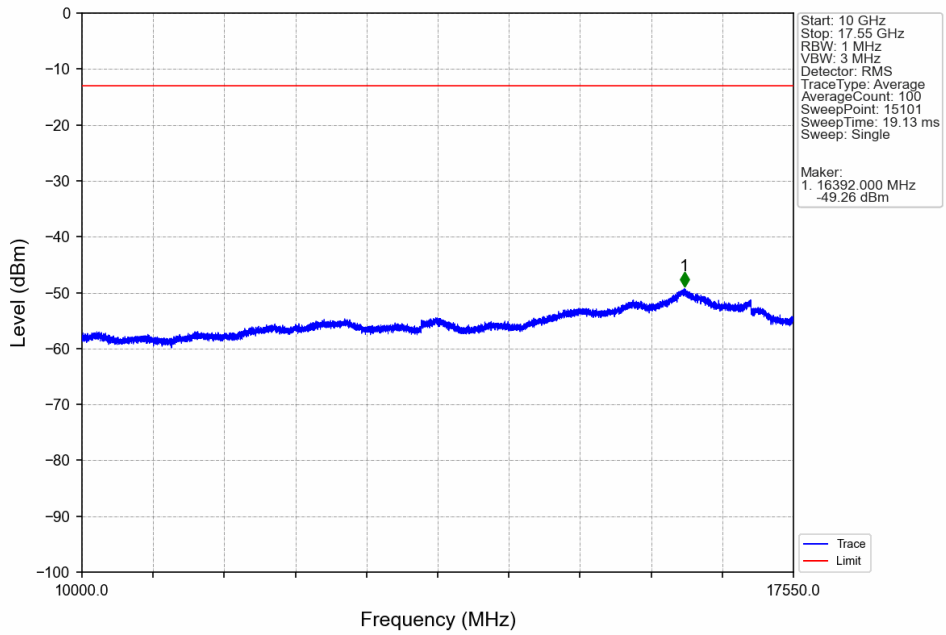
Band: IV						
ENV	Mode		Frequency (MHz)	Spurious Emission		Verdict
	Network	Subset		Result	Limit	
NTNV	RMC	12.2kbps RMC	1712.4	Refer To Test Graph		Pass
			1732.6	Refer To Test Graph		Pass
			1752.6	Refer To Test Graph		Pass

5.2 Test Graph

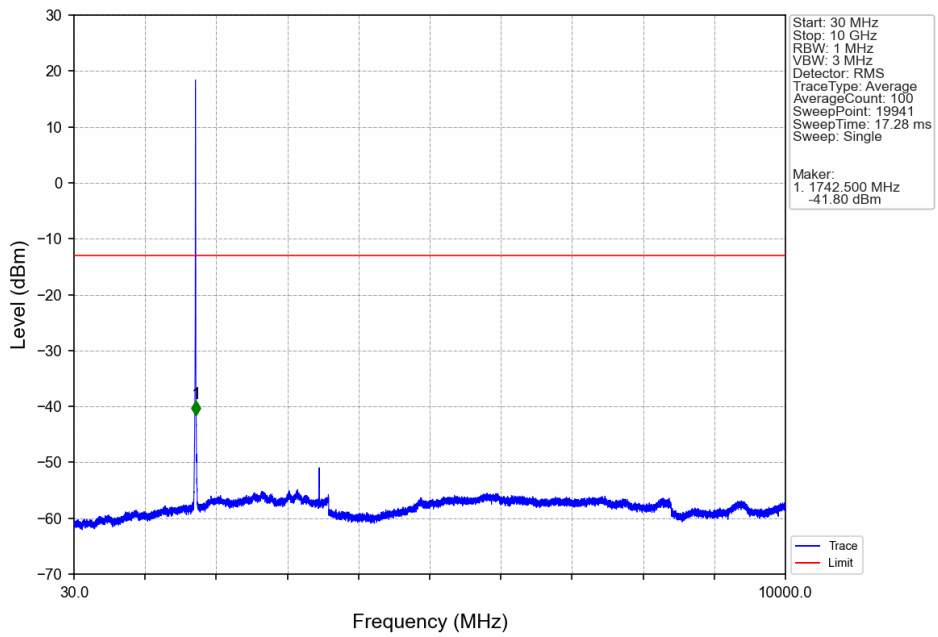
5.2.1 BandIV



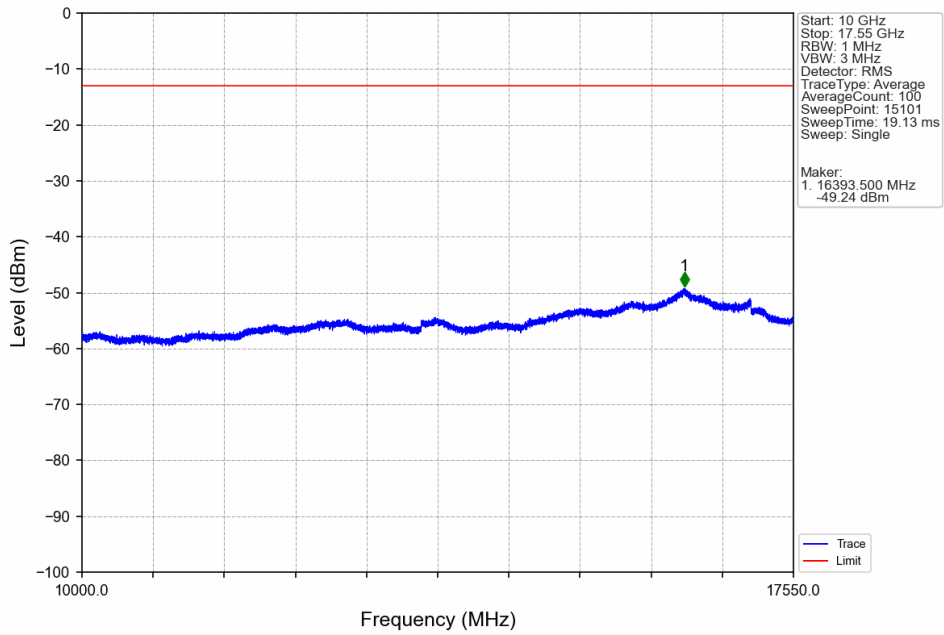
BandIV_RMC_LCH_1712.4MHz_12.2kbps RMC_NTNV



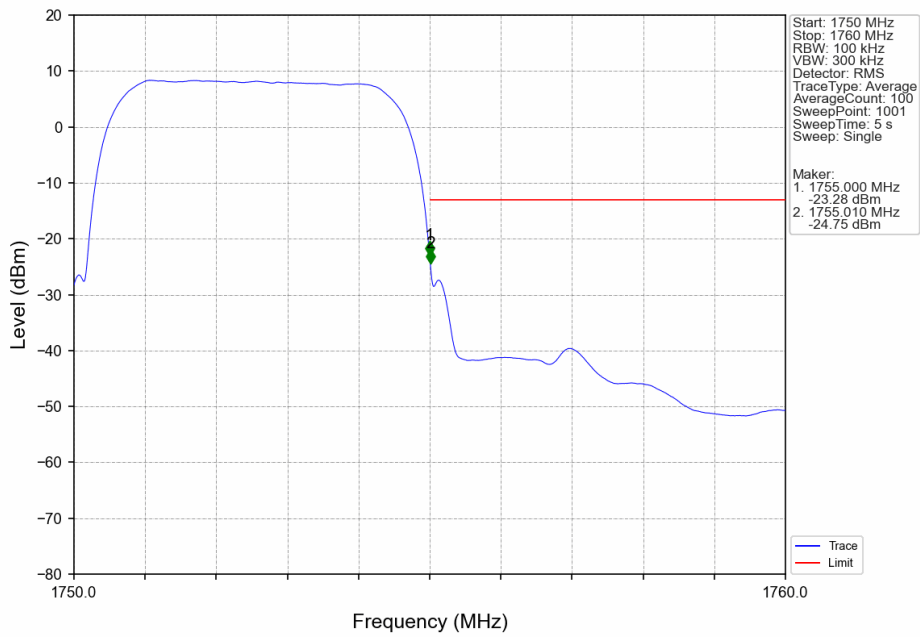
BandIV_RMC_MCH_1732.6MHz_12.2kbps RMC_NTNV



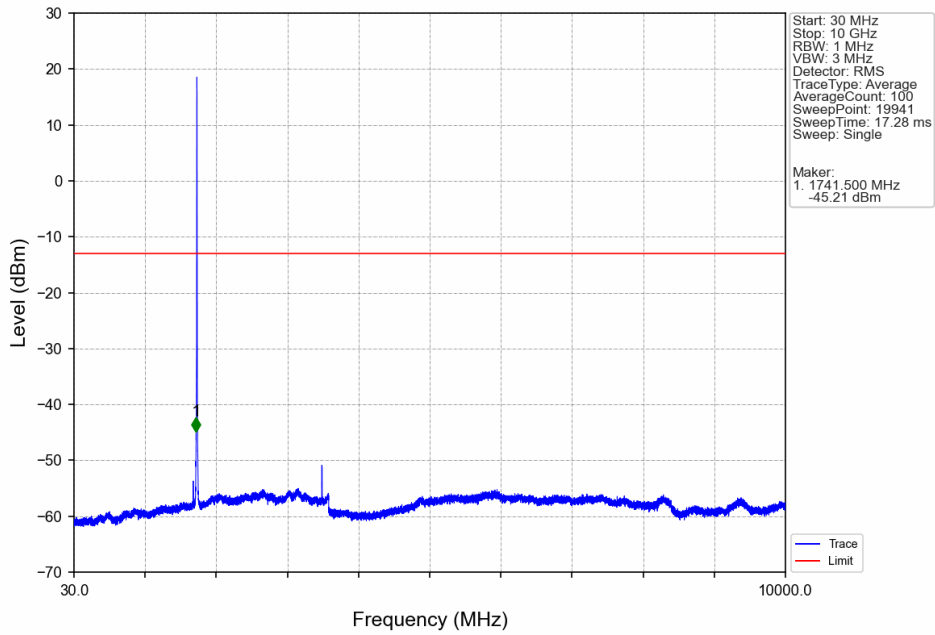
BandIV_RMC_MCH_1732.6MHz_12.2kbps RMC_NTNV



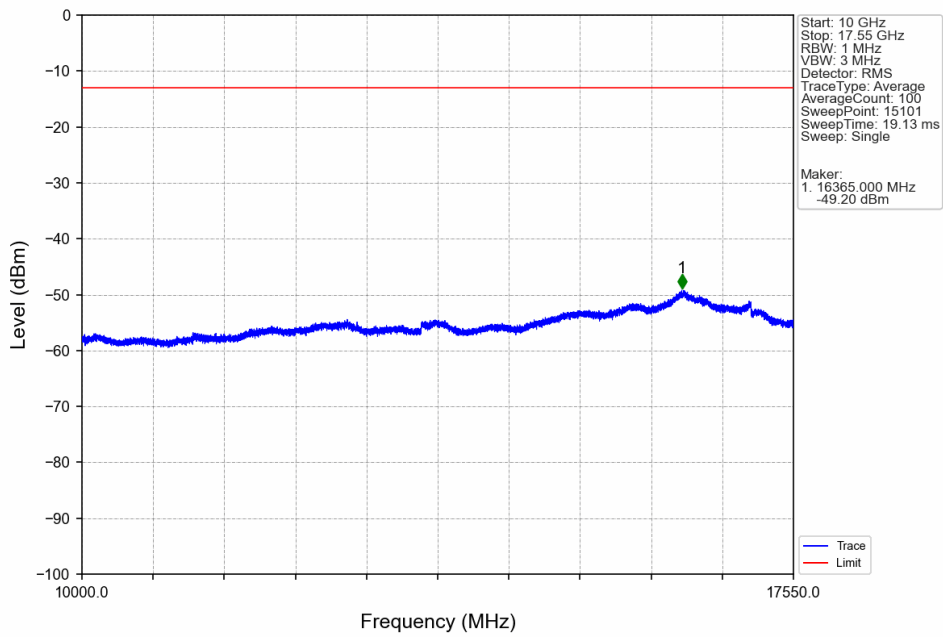
BandIV_RMC_HCH_1752.6MHz_12.2kbps RMC_NTNV



BandIV_RMC_HCH_1752.6MHz_12.2kbps RMC_NTNV



BandIV_RMC_HCH_1752.6MHz_12.2kbps RMC_NTNV



6. Field Strength of Spurious Radiation

For Sample 1

Test Band = WCDMA Band IV_ TM1

Test Channel = Low

Final Data List								
NO.	Frequency [MHz]	Reading [dB μ V]	Factor [dB]	AF[dB/m]	Level [dBm]	Limit [dBm]	Margin [dB]	Polarity
1	4010.25	41.88	-46.01	29.42	-69.97	-13.00	56.97	Horizontal
2	5133.75	47.94	-45.34	31.64	-61.02	-13.00	48.02	Horizontal
3	6984	40.03	-43.64	34.97	-63.90	-13.00	50.90	Horizontal
4	8394.75	37.99	-41.48	36.86	-61.89	-13.00	48.89	Horizontal
5	10044.75	35.02	-39.19	38.50	-60.92	-13.00	47.92	Horizontal
6	12214.5	34.39	-37.48	39.16	-59.18	-13.00	46.18	Horizontal

Final Data List								
NO.	Frequency [MHz]	Reading [dB μ V]	Factor [dB]	AF[dB/m]	Level [dBm]	Limit [dBm]	Margin [dB]	Polarity
1	3840.75	43.26	-46.07	29.15	-68.92	-13.00	55.92	Vertical
2	5133.75	47.53	-45.34	31.64	-61.43	-13.00	48.43	Vertical
3	6703.5	40.34	-43.82	34.47	-64.28	-13.00	51.28	Vertical
4	8068.5	38.46	-41.67	37.06	-61.41	-13.00	48.41	Vertical
5	9384	35.95	-39.89	37.27	-61.93	-13.00	48.93	Vertical
6	11409	33.83	-37.36	38.80	-59.99	-13.00	46.99	Vertical

Test Band = WCDMA Band IV_ TM1
Test Channel = Mid

Final Data List								
NO.	Frequency [MHz]	Reading [dBμV]	Factor [dB]	AF[dB/m]	Level [dBm]	Limit [dBm]	Margin [dB]	Polarity
1	3463.5	45.41	-46.27	28.56	-67.55	-13.00	54.55	Horizontal
2	5199.75	46.99	-45.28	31.76	-61.79	-13.00	48.79	Horizontal
3	7396.5	38.91	-43.42	36.11	-63.66	-13.00	50.66	Horizontal
4	8064.75	38.05	-41.71	37.06	-61.86	-13.00	48.86	Horizontal
5	10662	34.41	-38.10	38.57	-60.39	-13.00	47.39	Horizontal
6	12699.75	32.97	-36.68	39.31	-59.66	-13.00	46.66	Horizontal

Final Data List								
NO.	Frequency [MHz]	Reading [dBμV]	Factor [dB]	AF[dB/m]	Level [dBm]	Limit [dBm]	Margin [dB]	Polarity
1	3462.75	45.70	-46.27	28.56	-67.26	-13.00	54.26	Vertical
2	5195.25	46.73	-45.28	31.75	-62.06	-13.00	49.06	Vertical
3	7522.5	39.92	-43.09	36.43	-62.00	-13.00	49.00	Vertical
4	8261.25	38.67	-42.13	36.94	-61.78	-13.00	48.78	Vertical
5	10467	34.90	-38.87	38.55	-60.68	-13.00	47.68	Vertical
6	12283.5	34.07	-37.42	39.19	-59.43	-13.00	46.43	Vertical

Test Band = WCDMA Band IV_ TM1
Test Channel = High

Final Data List								
NO.	Frequency [MHz]	Reading [dBμV]	Factor [dB]	AF[dB/m]	Level [dBm]	Limit [dBm]	Margin [dB]	Polarity
1	3348.75	42.21	-46.37	28.45	-70.97	-13.00	57.97	Horizontal
2	5254.5	48.03	-45.18	31.86	-60.55	-13.00	47.55	Horizontal
3	7456.5	39.55	-43.26	36.28	-62.69	-13.00	49.69	Horizontal
4	8067.75	38.75	-41.68	37.06	-61.13	-13.00	48.13	Horizontal
5	10465.5	35.83	-38.87	38.55	-59.76	-13.00	46.76	Horizontal
6	12438	33.76	-37.33	39.23	-59.60	-13.00	46.60	Horizontal

Final Data List								
NO.	Frequency [MHz]	Reading [dBμV]	Factor [dB]	AF[dB/m]	Level [dBm]	Limit [dBm]	Margin [dB]	Polarity
1	3737.25	42.67	-45.66	28.98	-69.27	-13.00	56.27	Vertical
2	5254.5	46.19	-45.18	31.86	-62.39	-13.00	49.39	Vertical
3	6813.75	41.41	-44.16	34.66	-63.35	-13.00	50.35	Vertical
4	7571.25	40.50	-42.99	36.50	-61.25	-13.00	48.25	Vertical
5	9879	35.39	-39.36	38.26	-60.97	-13.00	47.97	Vertical
6	11759.25	34.21	-36.95	38.98	-59.02	-13.00	46.02	Vertical