11AX40MIMO_Ant6_2437_30~1000

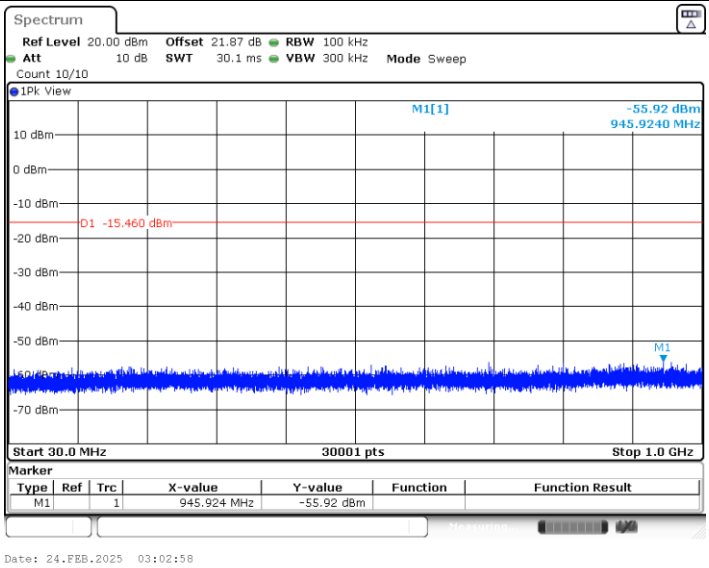

11AX40MIMO_Ant6_2437_1000~26500

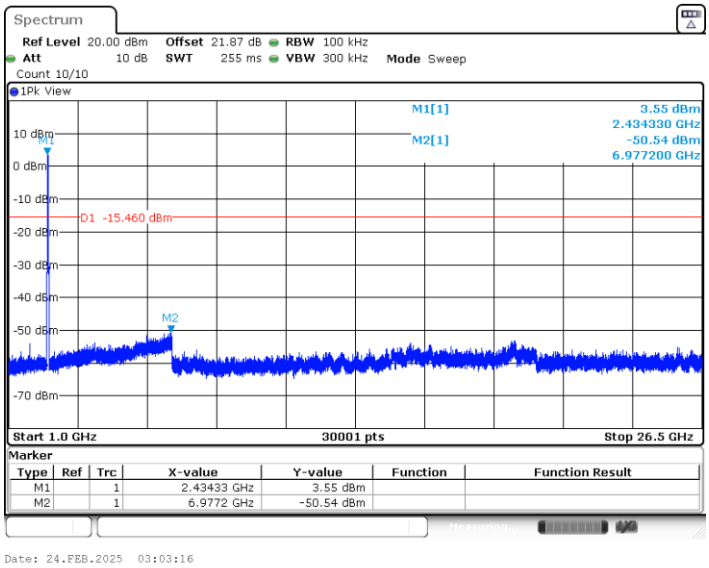

11AX40MIMO_Ant3_2437_30~1000

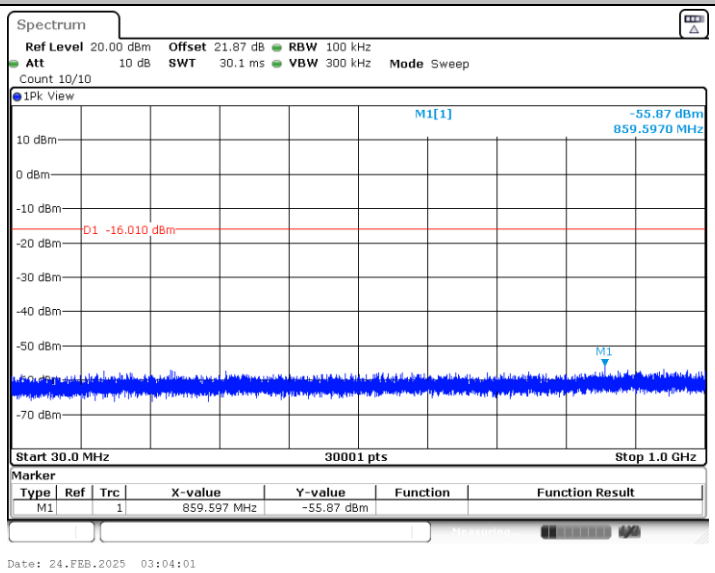

11AX40MIMO_Ant3_2437_1000~26500

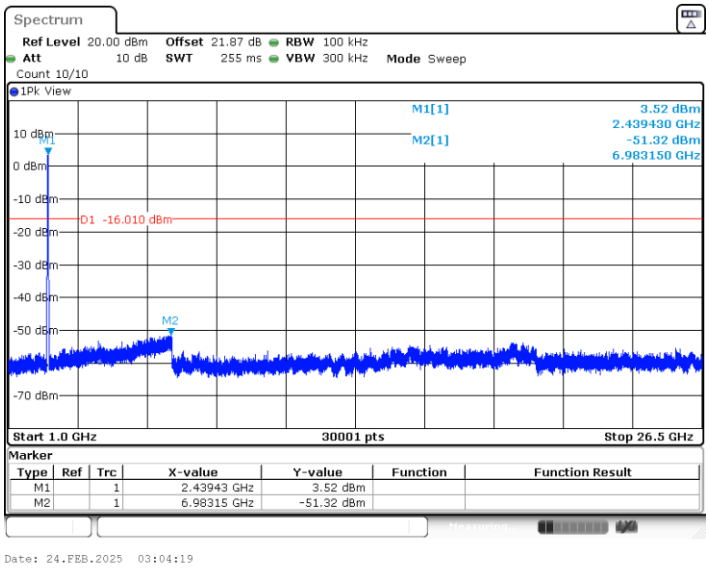

11AX40MIMO_Ant6_2452_30~1000

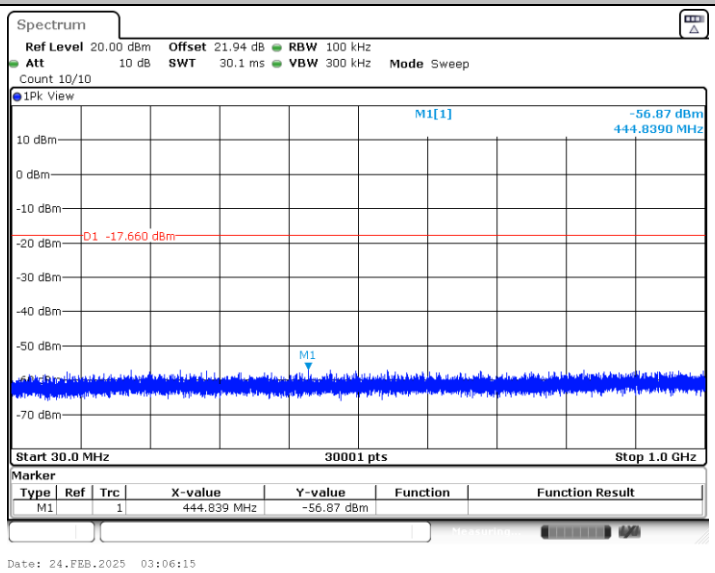

11AX40MIMO_Ant6_2452_1000~26500

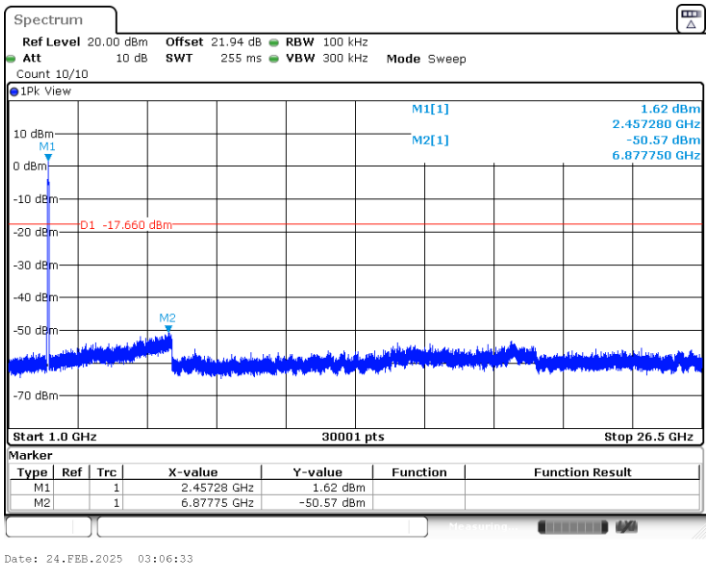

11AX40MIMO_Ant3_2452_30~1000

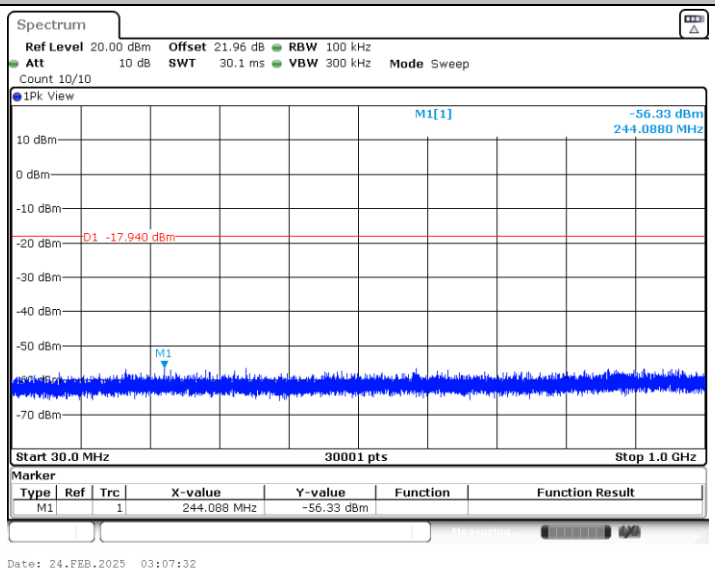

11AX40MIMO_Ant3_2452_1000~26500

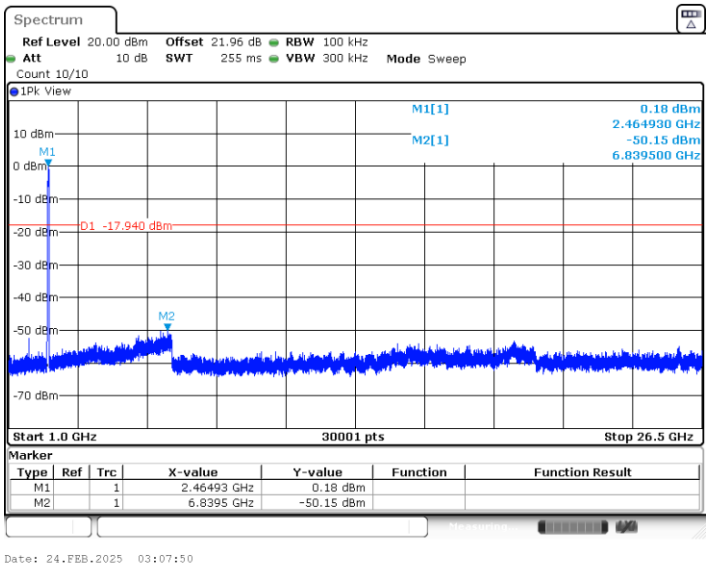

Partial RU

Maximum power spectral density

Test Result

TestMode	Antenna	Freq(MHz)	RuSize	RuIndex	Result [dBm/3kHz]	Limit [dBm/3kHz]	Verdict
11AX20MIMO	Ant6	2412	26Tone	RU0	-8.25	≤8.00	PASS
			52Tone	RU37	-7.75	≤8.00	PASS
			106Tone	RU53	-7.93	≤8.00	PASS
	Ant3	2412	26Tone	RU0	-7.82	≤8.00	PASS
			52Tone	RU37	-7.86	≤8.00	PASS
			106Tone	RU53	-7.85	≤8.00	PASS
	total	2412	26Tone	RU0	-5.02	≤8.00	PASS
			52Tone	RU37	-4.79	≤8.00	PASS
			106Tone	RU53	-4.88	≤8.00	PASS
	Ant6	2437	26Tone	RU0	-3.8	≤8.00	PASS
			52Tone	RU37	-3.73	≤8.00	PASS
			106Tone	RU53	-3.65	≤8.00	PASS
	Ant3	2437	26Tone	RU0	-3.54	≤8.00	PASS
			52Tone	RU37	-3.8	≤8.00	PASS
			106Tone	RU53	-4.11	≤8.00	PASS
	total	2437	26Tone	RU0	-0.66	≤8.00	PASS
			52Tone	RU37	-0.75	≤8.00	PASS
			106Tone	RU53	-0.86	≤8.00	PASS
	Ant6	2462	26Tone	RU8	-8.47	≤8.00	PASS
			52Tone	RU40	-8.69	≤8.00	PASS
			106Tone	RU54	-8.85	≤8.00	PASS
	Ant3	2462	26Tone	RU8	-8.93	≤8.00	PASS
			52Tone	RU40	-8.68	≤8.00	PASS
			106Tone	RU54	-8.61	≤8.00	PASS
	total	2462	26Tone	RU8	-5.68	≤8.00	PASS
			52Tone	RU40	-5.67	≤8.00	PASS
			106Tone	RU54	-5.72	≤8.00	PASS

Test Graphs

11AX20MIMO_Ant6_2412_26Tone_RU0

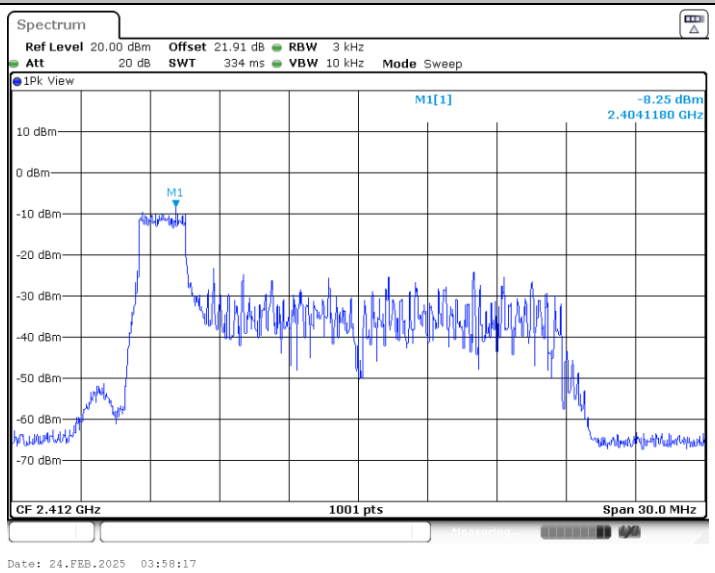

11AX20MIMO_Ant6_2412_52Tone_RU37

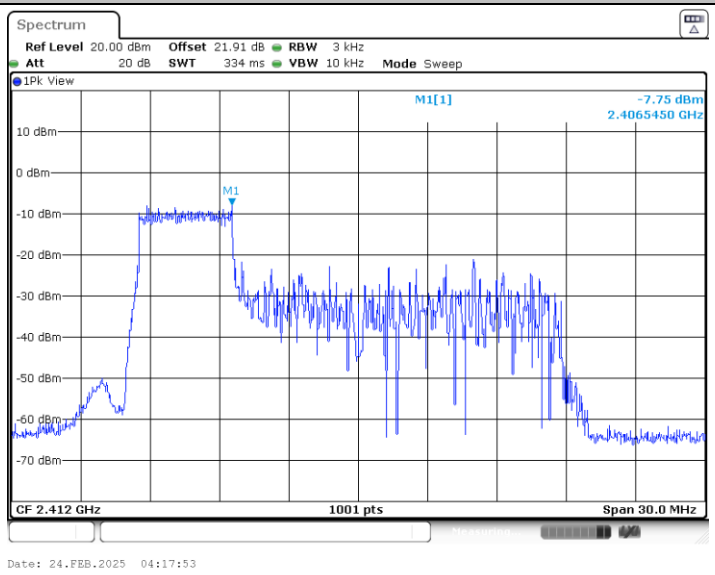

11AX20MIMO_Ant6_2412_106Tone_RU53

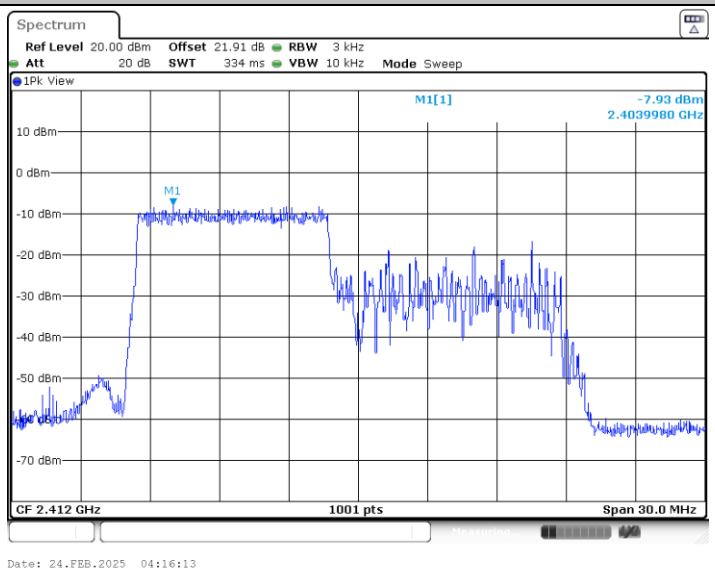

11AX20MIMO_Ant3_2412_26Tone_RU0

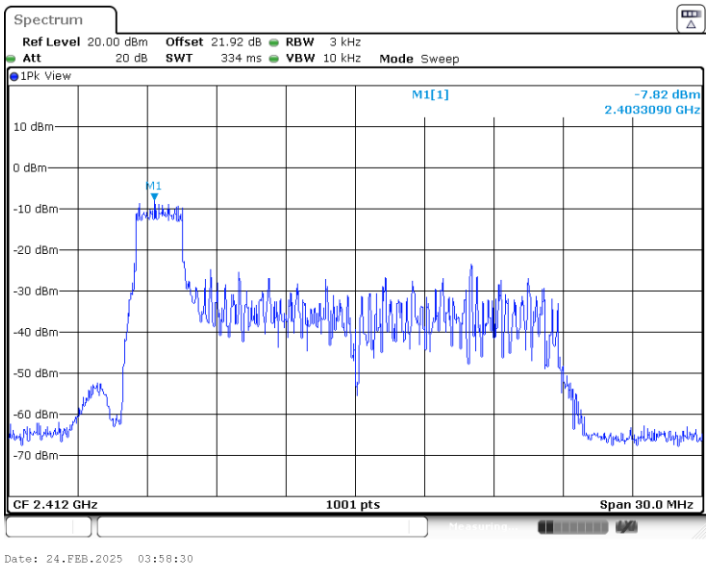

11AX20MIMO_Ant3_2412_52Tone_RU37

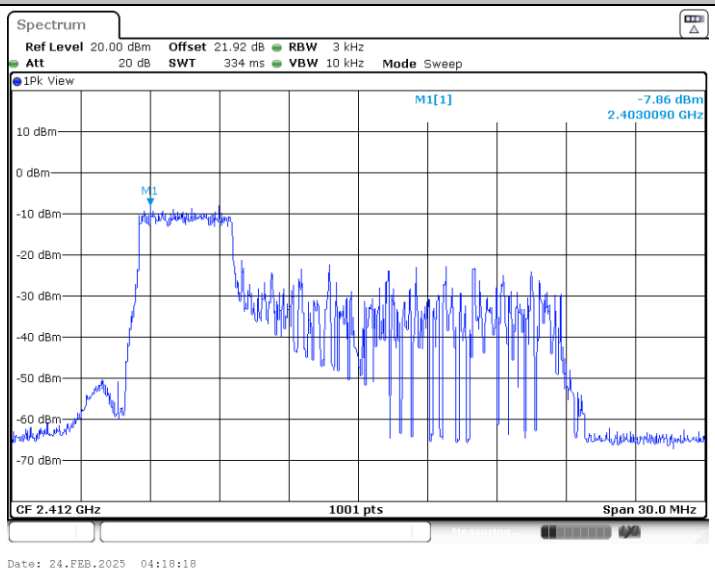

11AX20MIMO_Ant3_2412_106Tone_RU53

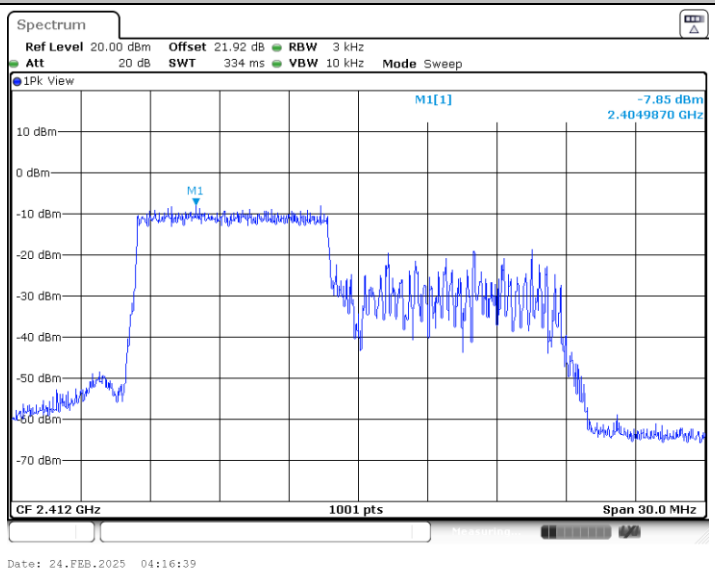

11AX20MIMO_Ant6_2437_26Tone_RU0

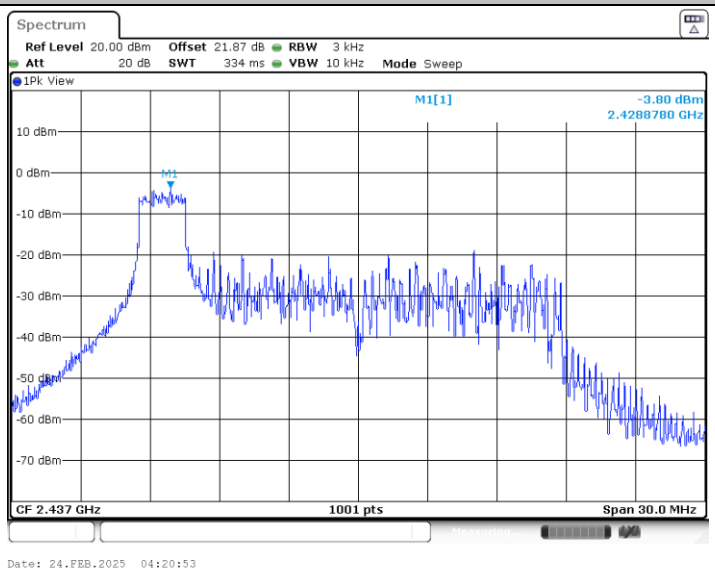

11AX20MIMO_Ant6_2437_52Tone_RU37

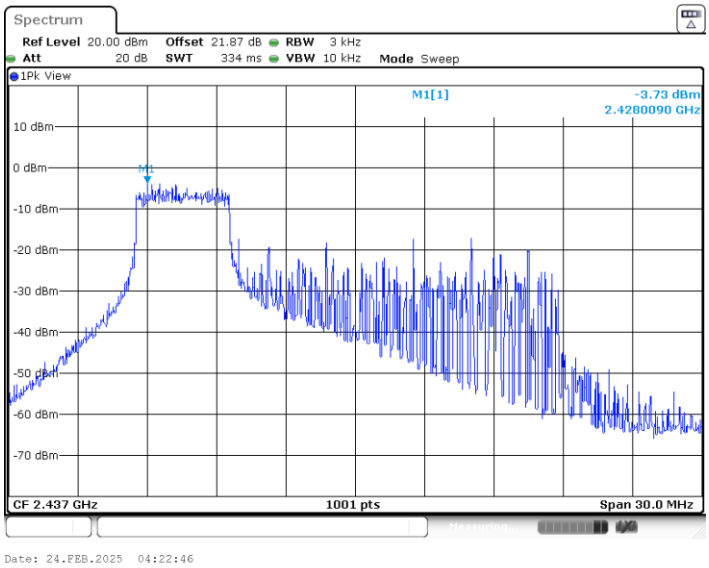

11AX20MIMO_Ant6_2437_106Tone_RU53

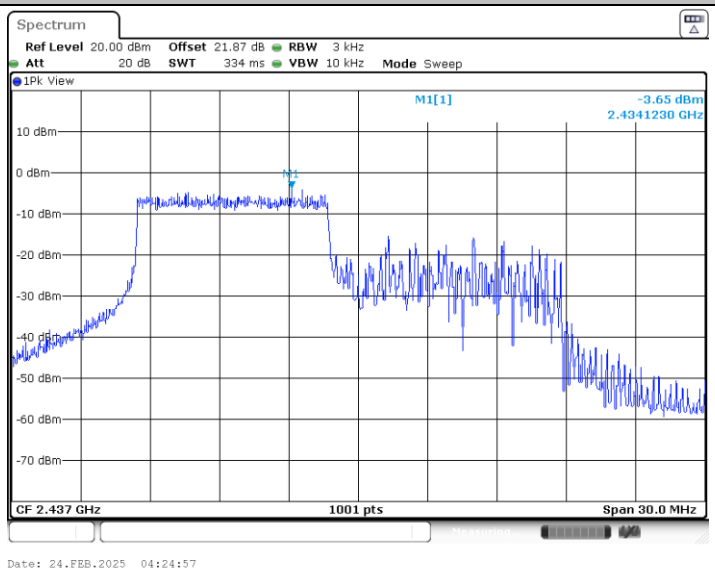

11AX20MIMO_Ant3_2437_26Tone_RU0

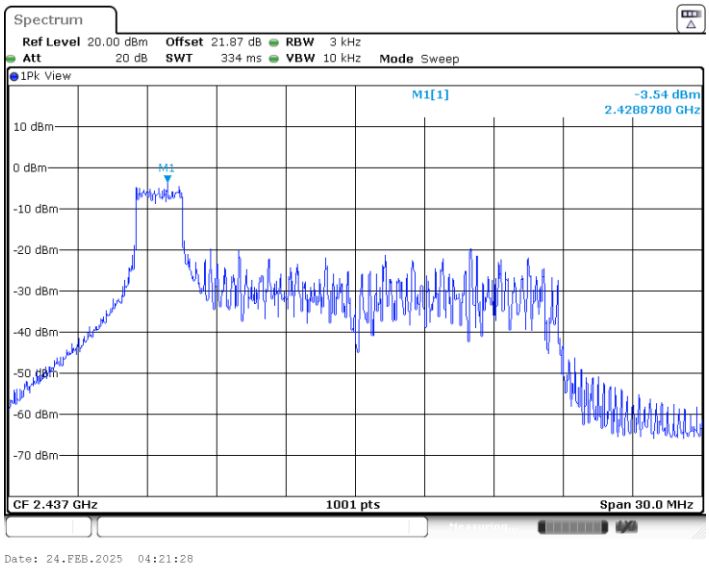

11AX20MIMO_Ant3_2437_52Tone_RU37

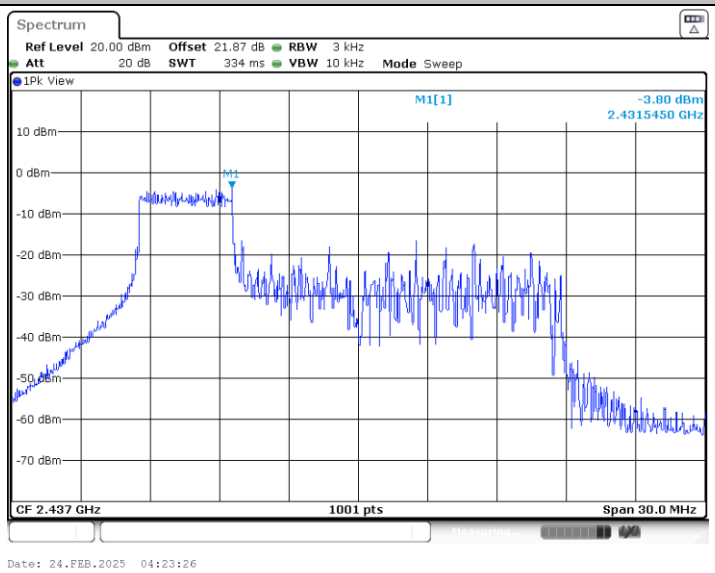

11AX20MIMO_Ant3_2437_106Tone_RU53

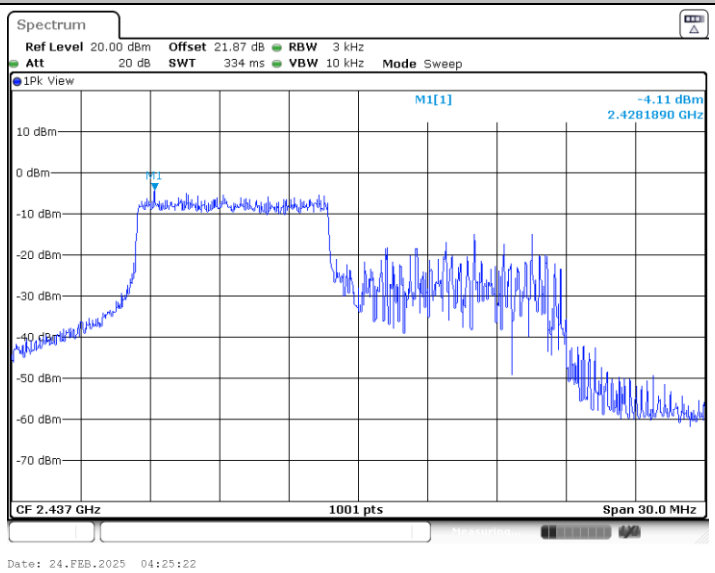

11AX20MIMO_Ant6_2462_26Tone_RU8

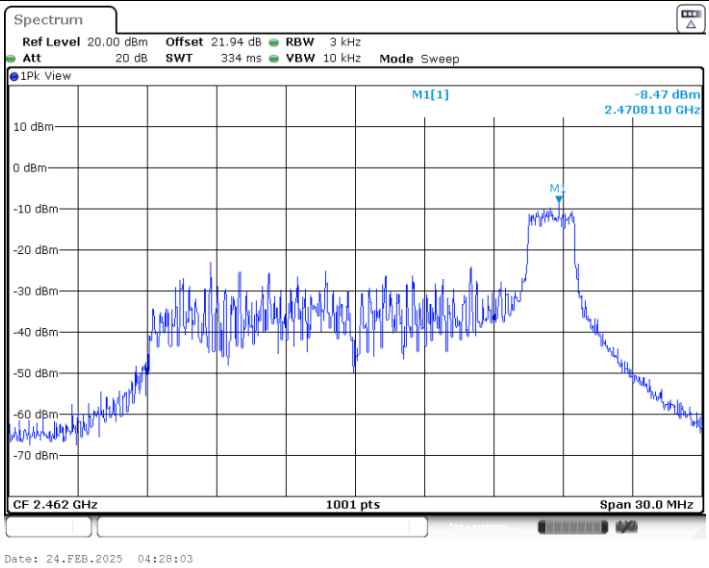

11AX20MIMO_Ant6_2462_52Tone_RU40

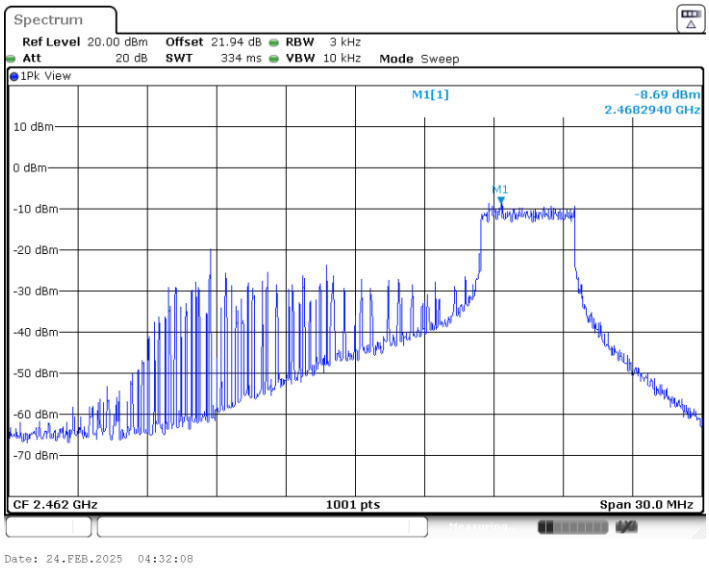

11AX20MIMO_Ant6_2462_106Tone_RU54

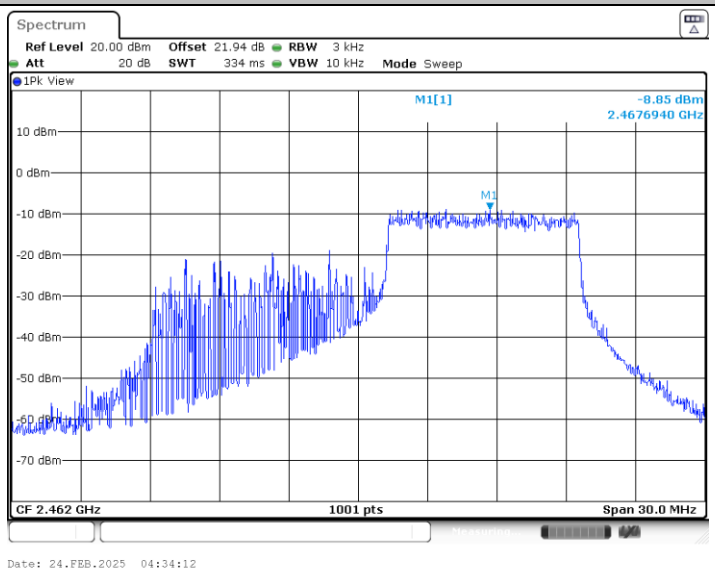

11AX20MIMO_Ant3_2462_26Tone_RU8

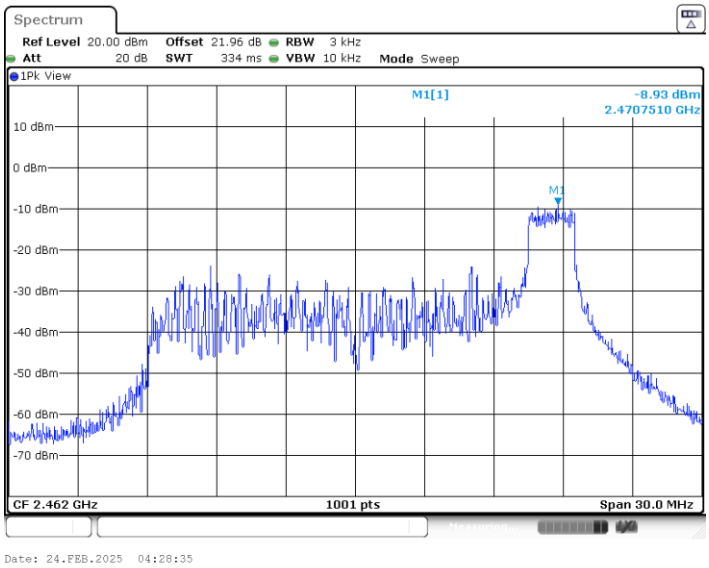

11AX20MIMO_Ant3_2462_52Tone_RU40

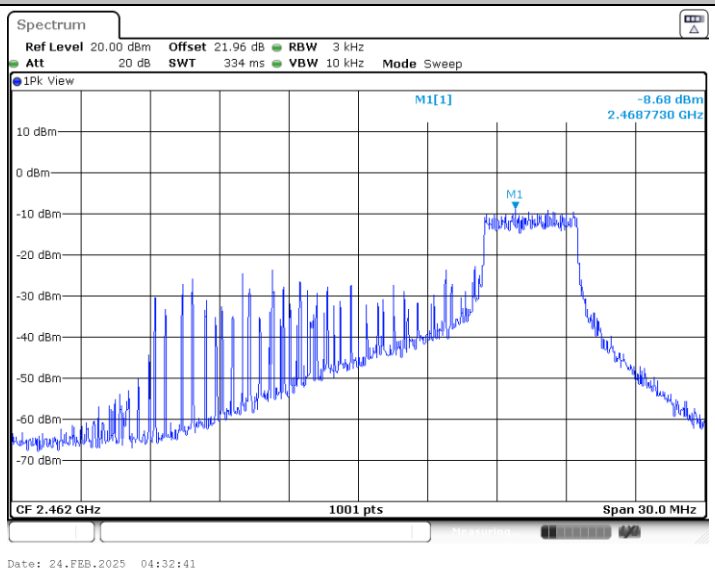

11AX20MIMO_Ant3_2462_106Tone_RU54

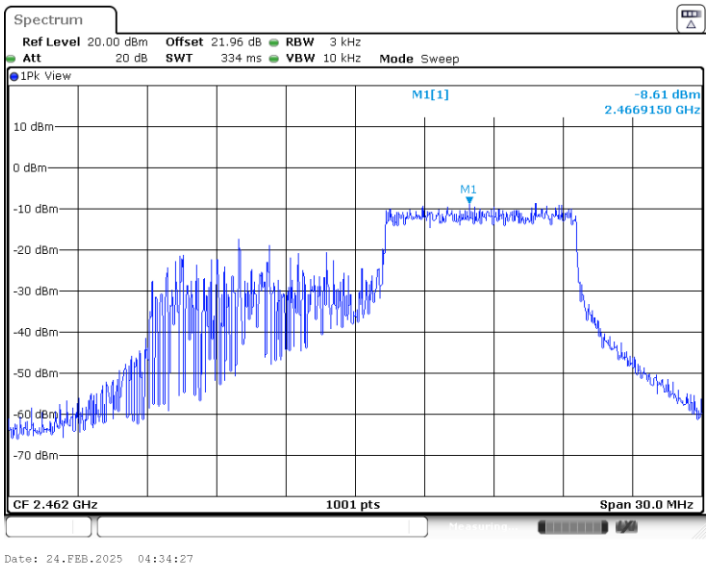

Appendix B. AC Conducted Emission Test Results

Test Engineer :	Nathon	**Temperature :**	22~24℃
		Relative Humidity :	44~50%
Test Voltage :	120Vac / 60Hz	**Phase :**	Line
Remark :	All emissions not reported here are more than 10 dB below the prescribed limit.		

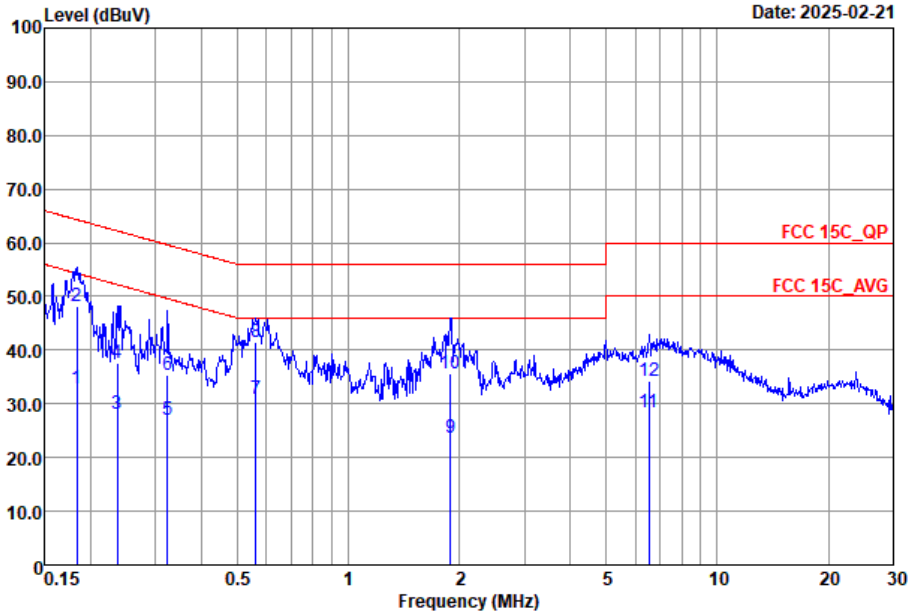

Site : CO02-SZ
Condition : FCC 15C_QP LISN_2025-L LINE

		Freq MHz	Level dBuV	Over Limit dB	Limit Line dBuV	Read Level dBuV	LISN Factor dB	Cable Loss dB	Remark
1		0.18	32.78	-21.55	54.33	12.91	9.69	10.18	Average
2		0.18	48.28	-16.05	64.33	28.41	9.69	10.18	QP
3		0.24	28.21	-24.01	52.22	8.30	9.72	10.19	Average
4		0.24	37.71	-24.51	62.22	17.80	9.72	10.19	QP
5		0.32	27.16	-22.46	49.62	7.21	9.74	10.21	Average
6		0.32	35.26	-24.36	59.62	15.31	9.74	10.21	QP
7		0.56	31.01	-14.99	46.00	11.10	9.67	10.24	Average
8	*	0.56	41.41	-14.59	56.00	21.50	9.67	10.24	QP
9		1.89	23.62	-22.38	46.00	3.70	9.66	10.26	Average
10		1.89	35.62	-20.38	56.00	15.70	9.66	10.26	QP
11		6.52	28.28	-21.72	50.00	8.40	9.64	10.24	Average
12		6.52	34.38	-25.62	60.00	14.50	9.64	10.24	QP

Test Engineer :	Nathon	**Temperature :**	22~24℃
		Relative Humidity :	44~50%
Test Voltage :	120Vac / 60Hz	**Phase :**	Neutral
Remark :	All emissions not reported here are more than 10 dB below the prescribed limit.		

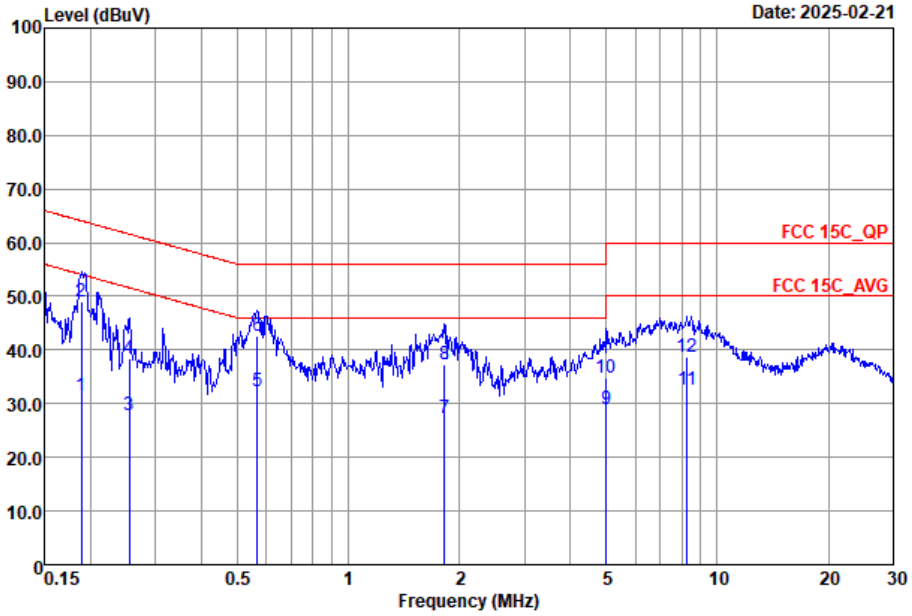

Site : CO02-SZ
Condition : FCC 15C_QP LISN_2025-N NEUTRAL

		Freq MHz	Level dBuV	Over Limit dB	Limit Line dBuV	Read Level dBuV	LISN Factor dB	Cable Loss dB	Remark
1		0.19	31.61	-22.45	54.06	11.60	9.83	10.18	Average
2		0.19	48.91	-15.15	64.06	28.90	9.83	10.18	QP
3		0.25	27.75	-23.85	51.60	8.00	9.55	10.20	Average
4		0.25	38.55	-23.05	61.60	18.80	9.55	10.20	QP
5		0.57	32.27	-13.73	46.00	12.40	9.63	10.24	Average
6	*	0.57	42.57	-13.43	56.00	22.70	9.63	10.24	QP
7		1.82	27.36	-18.64	46.00	7.39	9.71	10.26	Average
8		1.82	37.46	-18.54	56.00	17.49	9.71	10.26	QP
9		5.00	28.97	-21.03	50.00	9.00	9.70	10.27	Average
10		5.00	34.87	-25.13	60.00	14.90	9.70	10.27	QP
11		8.28	32.51	-17.49	50.00	12.60	9.70	10.21	Average
12		8.28	38.61	-21.39	60.00	18.70	9.70	10.21	QP

Note:

1. Level(dBμV) = Read Level(dBμV) + LISN Factor(dB) + Cable Loss(dB)
2. Over Limit(dB) = Level(dBμV) – Limit Line(dBμV)

Appendix C Radiated Spurious Emission Test Data

Test Engineer :	Jake zhou	Relative Humidity :	52~56%
		Temperature :	22~25℃

Radiated Spurious Emission Test Modes

Mode	Band (MHz)	Antenna	Modulation	Channel	Frequency	Data Rate	RU	Remark
Mode 1	2400-2483.5	CDD 6+3	802.11b	01	2412	1Mbps	-	-
Mode 2	2400-2483.5	CDD 6+3	802.11b	06	2437	1Mbps	-	-
Mode 3	2400-2483.5	CDD 6+3	802.11b	11	2462	1Mbps	-	-
Mode 4	2400-2483.5	CDD 6+3	802.11g	01	2412	6Mbps	-	-
Mode 5	2400-2483.5	CDD 6+3	802.11g	06	2437	6Mbps	-	-
Mode 6	2400-2483.5	CDD 6+3	802.11g	11	2462	6Mbps	-	-
Mode 7	2400-2483.5	CDD 6+3	802.11ax HE20	01	2412	MCS0	Full RU	-
Mode 8	2400-2483.5	CDD 6+3	802.11ax HE20	06	2437	MCS0	Full RU	-
Mode 9	2400-2483.5	CDD 6+3	802.11ax HE20	11	2462	MCS0	Full RU	-
Mode 10	2400-2483.5	CDD 6+3	802.11ax HE40	03	2422	MCS0	Full RU	-
Mode 11	2400-2483.5	CDD 6+3	802.11ax HE40	06	2437	MCS0	Full RU	-
Mode 12	2400-2483.5	CDD 6+3	802.11ax HE40	09	2452	MCS0	Full RU	-
Mode 13	2400-2483.5	CDD 6+3	802.11ax HE20	01	2412	MCS0	RU26/0	-
Mode 14	2400-2483.5	CDD 6+3	802.11ax HE20	01	2412	MCS0	RU52/37	-
Mode 15	2400-2483.5	CDD 6+3	802.11ax HE20	01	2412	MCS0	RU106/53	-
Mode 16	2400-2483.5	CDD 6+3	802.11ax HE20	11	2462	MCS0	RU26/8	-
Mode 17	2400-2483.5	CDD 6+3	802.11ax HE20	11	2462	MCS0	RU52/40	-
Mode 18	2400-2483.5	CDD 6+3	802.11ax HE20	11	2462	MCS0	RU106/54	-
Mode 19	2400-2483.5	CDD 6+3	802.11ax HE20	2	2417	MCS0	Full RU	-
Mode 20	2400-2483.5	CDD 6+3	802.11ax HE20	10	2457	MCS0	Full RU	-
Mode 21	2400-2483.5	CDD 6+3	802.11ax HE40	03	2422	MCS0	Full RU	-
Mode 21	-	2	LTE B41	40620	2593	-	-	-
Mode 22	-	2	LTE B41	40620	2593	-	-	-
Mode 22	2400-2483.5	3	802.11ax HE40	03	2422	MCS0	-	-
Mode 22	2400-2483.5	6	Bluetooth-LE_GFSK_	38	2478	2Mbps	-	-

Summary of each worse mode

Mode	Modulation	Ch.	Freq. (MHz)	Level (dBuV/m)	Limit (dBuV/m)	Margin (dB)	Pol.	Peak Avg.	Result	Remark
1	802.11b	01	2389.04	50.39	54.00	-3.61	H	AVERAGE	Pass	Band Edge
1	802.11b	01	4824.00	45.12	74.00	-28.88	H	AVERAGE	Pass	Harmonic
2	802.11b	06	-	-	-	-	-	-	-	Band Edge
2	802.11b	06	4874.00	49.18	54.00	-4.82	H	AVERAGE	Pass	Harmonic
3	802.11b	11	2483.50	46.34	54.00	-7.66	V	AVERAGE	Pass	Band Edge
3	802.11b	11	4924.00	49.79	54.00	-4.21	H	AVERAGE	Pass	Harmonic
4	802.11g	01	2389.82	50.13	54.00	-3.87	V	AVERAGE	Pass	Band Edge
4	802.11g	01	4824.00	38.00	54.00	-16.00	H	AVERAGE	Pass	Harmonic
5	802.11g	06	-	-	-	-	-	-	-	Band Edge
5	802.11g	06	4874.00	39.17	54.00	-14.83	V	AVERAGE	Pass	Harmonic
6	802.11g	11	2484.40	49.94	54.00	-4.06	H	AVERAGE	Pass	Band Edge
6	802.11g	11	4924.00	44.66	54.00	-9.34	H	AVERAGE	Pass	Harmonic
7	802.11ax HE20	01	2389.95	48.32	54.00	-5.68	V	AVERAGE	Pass	Band Edge
7	802.11ax HE20	01	4824.00	47.80	74.00	-26.20	H	PEAK	Pass	Harmonic
8	802.11ax HE20	06	-	-	-	-	-	-	-	Band Edge
8	802.11ax HE20	06	4874.00	46.62	54.00	-7.38	H	AVERAGE	Pass	Harmonic
9	802.11ax HE20	11	2483.56	50.48	54.00	-3.52	H	AVERAGE	Pass	Band Edge
9	802.11ax HE20	11	4924.00	44.53	54.00	-9.47	H	AVERAGE	Pass	Harmonic
10	802.11ax HE40	03	2389.95	50.89	54.00	-3.11	V	AVERAGE	Pass	Band Edge
10	802.11ax HE40	03	7266.00	44.01	74.00	-29.99	V	PEAK	Pass	Harmonic
11	802.11ax HE40	06	2483.56	50.06	54.00	-3.94	V	AVERAGE	Pass	Band Edge
11	802.11ax HE40	06	4874.00	47.97	74.00	-26.03	H	PEAK	Pass	Harmonic
12	802.11ax HE40	09	2485.72	50.83	54.00	-3.17	V	AVERAGE	Pass	Band Edge
12	802.11ax HE40	09	4904.00	43.62	74.00	-30.38	H	PEAK	Pass	Harmonic
13	802.11ax HE20	01	2388.91	37.29	54.00	-16.71	V	AVERAGE	Pass	Band Edge
13	802.11ax HE20	01	-	-	-	-	-	-	-	Harmonic
14	802.11ax HE20	01	2389.95	37.76	54.00	-16.24	H	AVERAGE	Pass	Band Edge
14	802.11ax HE20	01	-	-	-	-	-	-	-	Harmonic
15	802.11ax HE20	01	2389.95	44.20	54.00	-9.80	V	AVERAGE	Pass	Band Edge
15	802.11ax HE20	01	-	-	-	-	-	-	-	Harmonic
16	802.11ax HE20	11	2487.16	41.09	54.00	-12.91	V	AVERAGE	Pass	Band Edge
16	802.11ax HE20	11	-	-	-	-	-	-	-	Harmonic
17	802.11ax HE20	11	2484.34	40.83	54.00	-13.17	V	AVERAGE	Pass	Band Edge
17	802.11ax HE20	11	-	-	-	-	-	-	-	Harmonic
18	802.11ax HE20	11	2484.94	50.75	54.00	-3.25	V	AVERAGE	Pass	Band Edge
18	802.11ax HE20	11	-	-	-	-	-	-	-	Harmonic
19	802.11ax HE20	2	2389.95	50.00	54.00	-4.00	V	AVERAGE	Pass	Band Edge
19	802.11ax HE20	2	4834.00	38.00	54.00	-16.00	H	AVERAGE	Pass	Harmonic
20	802.11ax HE20	10	2485.30	46.67	54.00	-7.33	V	AVERAGE	Pass	Band Edge
20	802.11ax HE20	10	4914.00	41.67	54.00	-12.33	H	AVERAGE	Pass	Harmonic
21	CO_TX		2389.97	46.03	54.00	-7.97	H	AVERAGE	Pass	Band Edge
21			7266.00	44.25	74.00	-29.75	V	Peak	Pass	Harmonic
22	CO_TX		2389.86	49.74	54.00	-4.26	H	AVERAGE	Pass	Band Edge
22			4695	47.77	74.00	-26.23	H	Peak	Pass	Harmonic

Mode	1	
	Band Edge	
	2400-2483.5_802.11b_CH01_2412MHz	
ANT	CDD 6+3	
Pol.	Horizontal	Fundamental
Peak	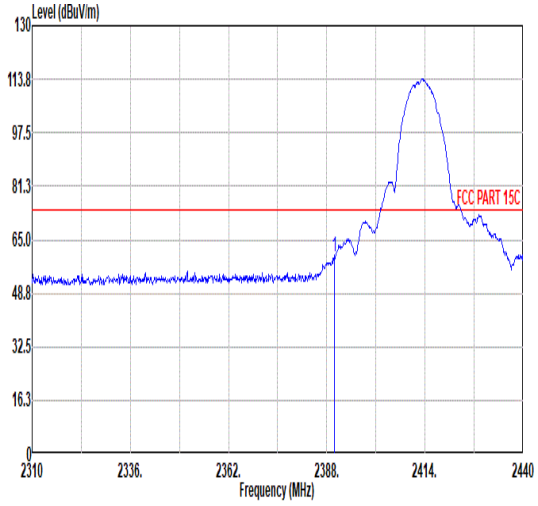 Freq Level Limit Line Over Limit Read Level Ant Factor Cable Loss Preamp Factor Aux Factor APos TPos Remark MHz dBuV/m dBuV/m dB dBuV dB/m dB dB dB cm deg 1 2389.95 59.71 74.00 -14.29 46.81 32.48 6.60 32.18 6.00 234 0 PEAK	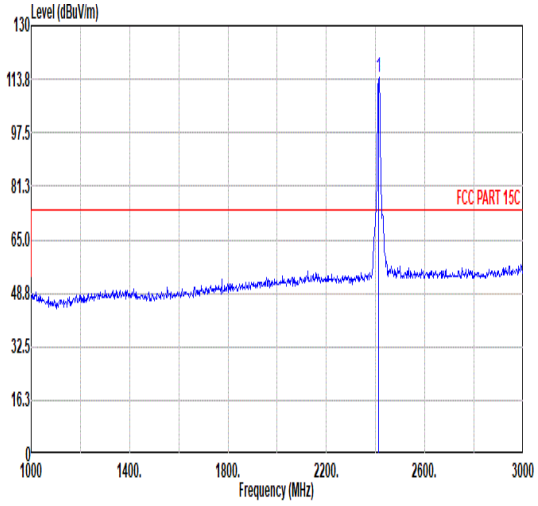 Freq Level Limit Line Over Limit Read Level Ant Factor Cable Loss Preamp Factor Aux Factor APos TPos Remark MHz dBuV/m dBuV/m dB dBuV dB/m dB dB dB cm deg 1 2412.00 114.19 ------ ------ 101.20 32.54 6.64 32.19 6.00 234 0 PEAK
Avg	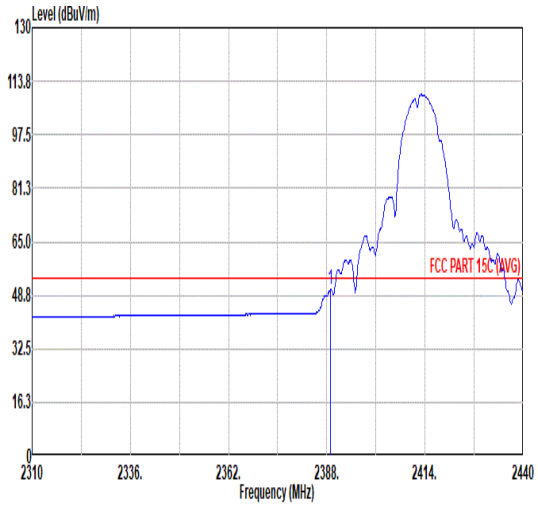 Freq Level Limit Line Over Limit Read Level Ant Factor Cable Loss Preamp Factor Aux Factor APos TPos Remark MHz dBuV/m dBuV/m dB dBuV dB/m dB dB dB cm deg 1 2389.04 50.39 54.00 -3.61 37.50 32.47 6.60 32.18 6.00 234 0 AVERAGE	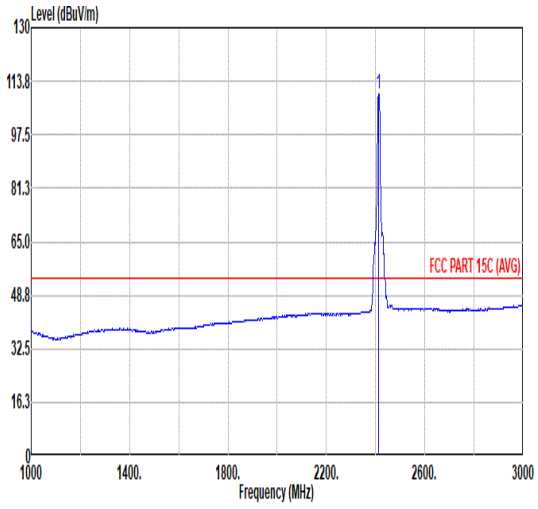 Freq Level Limit Line Over Limit Read Level Ant Factor Cable Loss Preamp Factor Aux Factor APos TPos Remark MHz dBuV/m dBuV/m dB dBuV dB/m dB dB dB cm deg 1 2412.00 109.90 ------ ------ 96.91 32.55 6.63 32.19 6.00 234 0 AVERAGE

Mode	1	
	Band Edge	
	2400-2483.5_802.11b_CH01_2412MHz	
ANT	CDD 6+3	
Pol.	Vertical	Fundamental
Peak	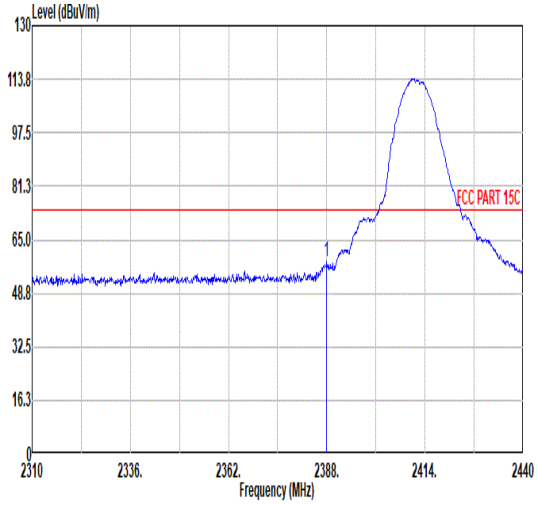 Freq Level Limit Line Over Limit Read Level Ant Factor Cable Loss Preamp Factor Aux Factor APos TPos Remark MHz dBuV/m dBuV/m dB dBuV dB/m dB dB dB cm deg 1 2388.00 58.42 74.00 -15.58 45.54 32.46 6.60 32.18 6.00 100 305 PEAK	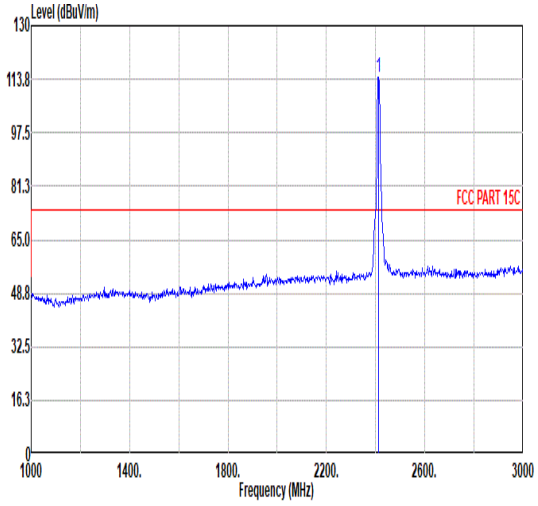 Freq Level Limit Line Over Limit Read Level Ant Factor Cable Loss Preamp Factor Aux Factor APos TPos Remark MHz dBuV/m dBuV/m dB dBuV dB/m dB dB dB cm deg 1 2412.00 114.42 ------ ------ 101.43 32.55 6.63 32.19 6.00 100 305 PEAK
Avg	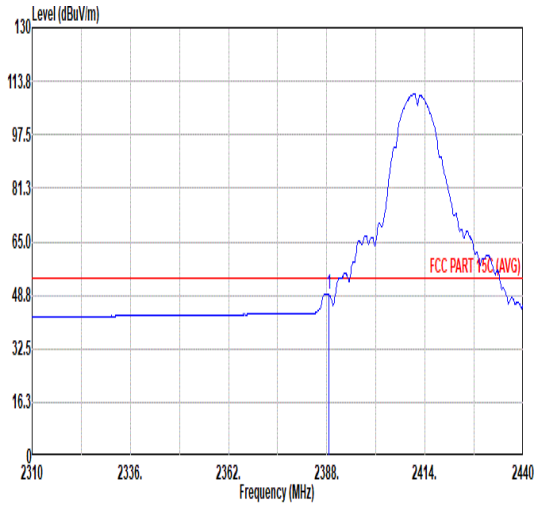 Freq Level Limit Line Over Limit Read Level Ant Factor Cable Loss Preamp Factor Aux Factor APos TPos Remark MHz dBuV/m dBuV/m dB dBuV dB/m dB dB dB cm deg 1 2388.52 49.08 54.00 -4.92 36.20 32.46 6.60 32.18 6.00 100 305 AVERAGE	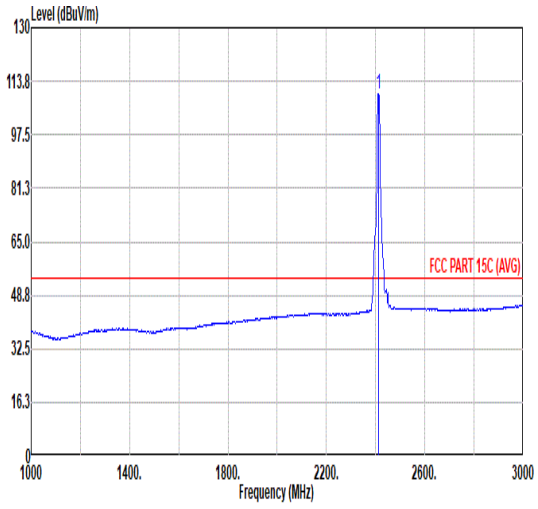 Freq Level Limit Line Over Limit Read Level Ant Factor Cable Loss Preamp Factor Aux Factor APos TPos Remark MHz dBuV/m dBuV/m dB dBuV dB/m dB dB dB cm deg 1 2412.00 109.98 ------ ------ 96.99 32.55 6.63 32.19 6.00 100 305 AVERAGE

Mode	1	
	Harmonic	
	2400-2483.5_802.11b_CH01_2412MHz	
ANT	CDD 6+3	
Pol.	Horizontal	Vertical
Peak Avg	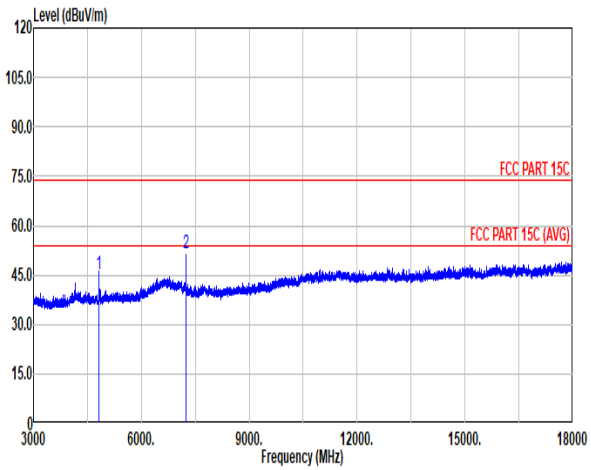 Freq Level Limit Line Over Limit Read Level Ant Factor Cable Loss Preamp Factor Aux Factor APos TPos Remark MHz dBuV/m dBuV/m dB dBuV dB/m dB dB dB cm deg 1 4824.00 45.12 74.00 -28.88 67.39 34.20 9.47 65.94 0.00 --- --- PEAK 2 7236.00 51.76 93.23 -41.47 69.44 35.60 11.66 64.94 0.00 --- --- PEAK	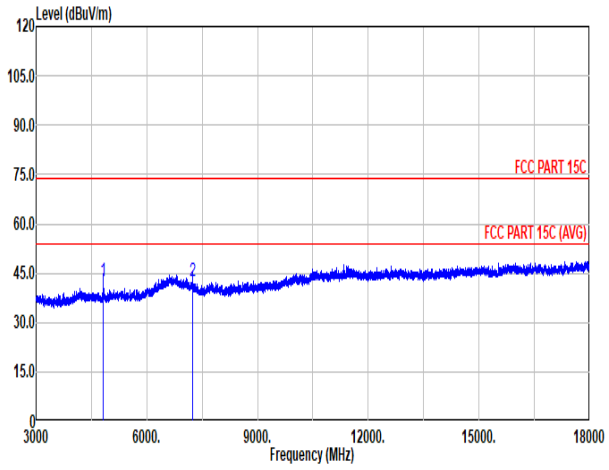 Freq Level Limit Line Over Limit Read Level Ant Factor Cable Loss Preamp Factor Aux Factor APos TPos Remark MHz dBuV/m dBuV/m dB dBuV dB/m dB dB dB cm deg 1 4824.00 42.48 74.00 -31.52 64.75 34.20 9.47 65.94 0.00 --- --- PEAK 2 7236.00 42.58 86.29 -43.71 60.26 35.60 11.66 64.94 0.00 --- --- PEAK

Note: The Remark #2 is non-restricted frequency which limit is 100kHz-PSD(Radiated) down 20dB

Mode	2	
	Harmonic	
	2400-2483.5_802.11b_CH06_2437MHz	
ANT	CDD 6+3	
Pol.	Horizontal	Vertical
Peak Avg	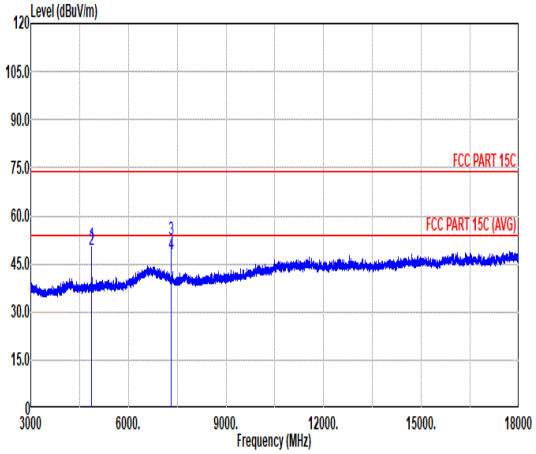 Freq Level Limit Line Over Limit Read Level Ant Factor Cable Loss Preamp Factor Aux Factor APos TPos Remark MHz dBuV/m dBuV/m dB dBuV dB/m dB dB dB cm deg 1 4874.00 50.90 74.00 -23.10 73.10 34.15 9.52 65.87 0.00 107 22 PEAK 2 4874.00 49.18 54.00 -4.82 71.38 34.15 9.52 65.87 0.00 107 22 AVERAGE 3 7311.00 52.40 74.00 -21.60 70.18 35.70 11.69 65.17 0.00 100 311 PEAK 4 7311.00 48.05 54.00 -5.95 65.83 35.70 11.69 65.17 0.00 100 311 AVERAGE	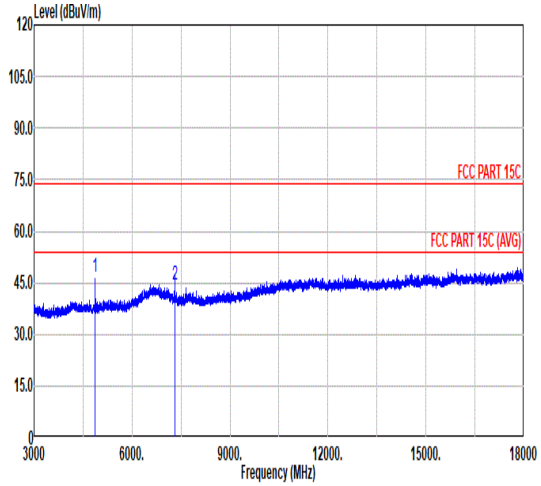 Freq Level Limit Line Over Limit Read Level Ant Factor Cable Loss Preamp Factor Aux Factor APos TPos Remark MHz dBuV/m dBuV/m dB dBuV dB/m dB dB dB cm deg 1 4874.00 46.79 74.00 -27.21 68.99 34.15 9.52 65.87 0.00 --- --- PEAK 2 7311.00 44.28 74.00 -29.72 62.06 35.70 11.69 65.17 0.00 --- --- PEAK

Mode	3	
	Band Edge	
	2400-2483.5_802.11b_CH11_2462MHz	
ANT	CDD 6+3	
Pol.	Horizontal	Fundamental
Peak	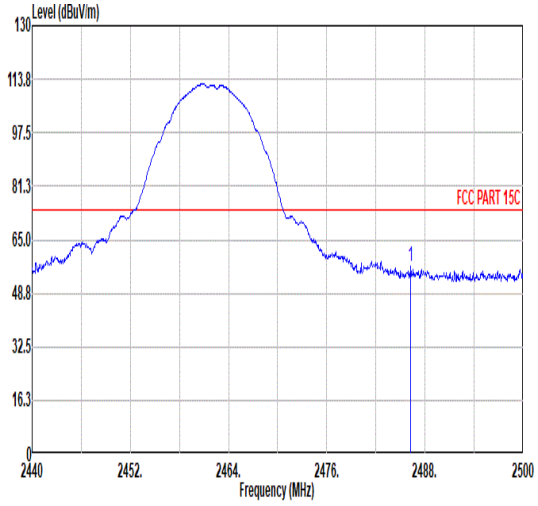 Freq Level Limit Line Over Limit Read Level Ant Factor Cable Loss Preamp Factor Aux Factor APos TPos Remark MHz dBuV/m dBuV/m dB dBuV dB/m dB dB dB cm deg 1 2486.26 56.67 74.00 -17.33 43.55 32.62 6.74 32.24 6.00 281 325 PEAK	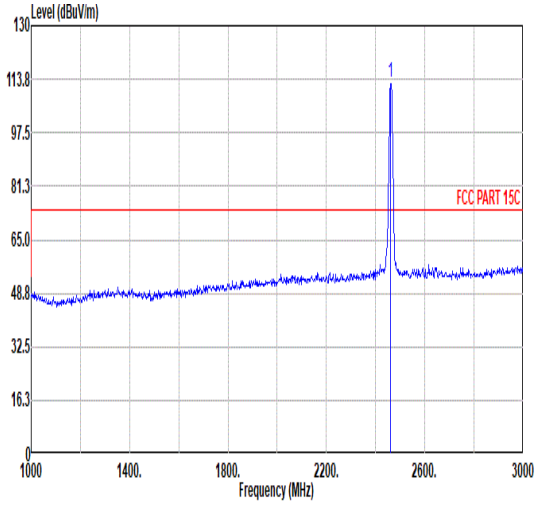 Freq Level Limit Line Over Limit Read Level Ant Factor Cable Loss Preamp Factor Aux Factor APos TPos Remark MHz dBuV/m dBuV/m dB dBuV dB/m dB dB dB cm deg 1 2462.00 112.66 ------ ------ 99.71 32.47 6.70 32.22 6.00 281 325 PEAK
Avg	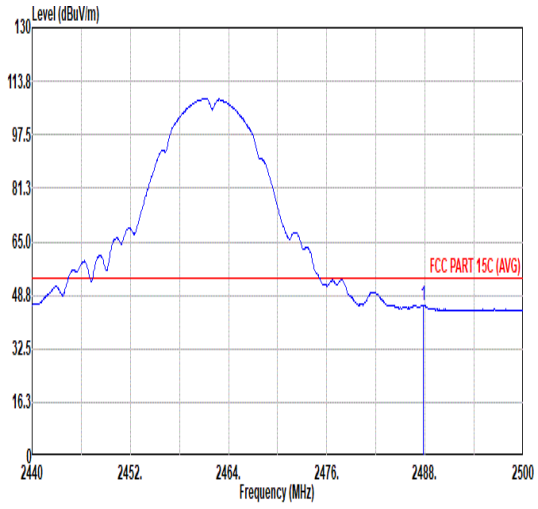 Freq Level Limit Line Over Limit Read Level Ant Factor Cable Loss Preamp Factor Aux Factor APos TPos Remark MHz dBuV/m dBuV/m dB dBuV dB/m dB dB dB cm deg 1 2487.82 45.70 54.00 -8.30 32.57 32.63 6.74 32.24 6.00 281 325 AVERAGE	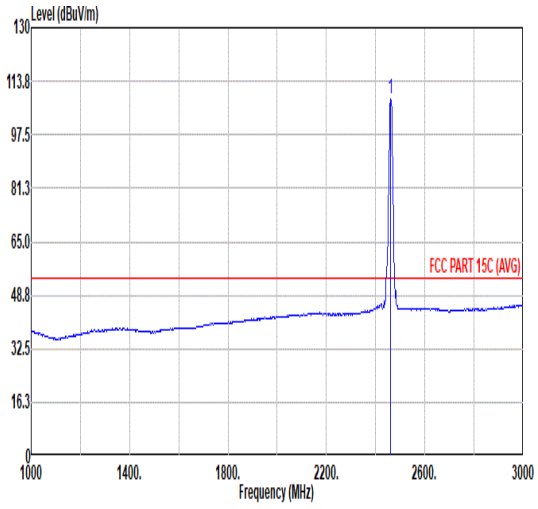 Freq Level Limit Line Over Limit Read Level Ant Factor Cable Loss Preamp Factor Aux Factor APos TPos Remark MHz dBuV/m dBuV/m dB dBuV dB/m dB dB dB cm deg 1 2462.00 108.57 ------ ------ 95.62 32.47 6.70 32.22 6.00 281 325 AVERAGE

Mode	3	
	Band Edge	
	2400-2483.5_802.11b_CH11_2462MHz	
ANT	CDD 6+3	
Pol.	Vertical	Fundamental
Peak	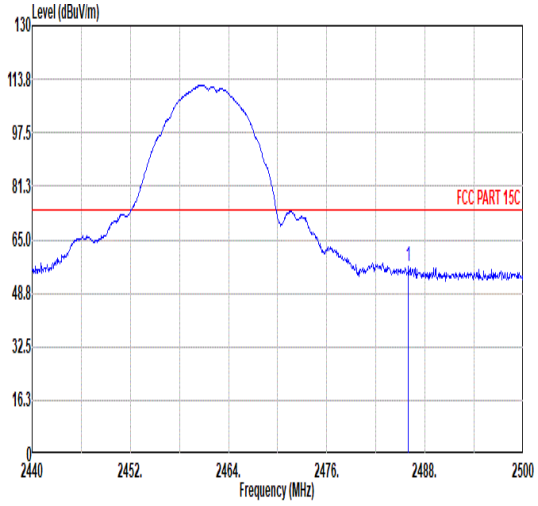 Freq Level Limit Line Over Limit Read Level Ant Factor Cable Loss Preamp Factor Aux Factor APos TPos Remark MHz dBuV/m dBuV/m dB dBuV dB/m dB dB dB cm deg 1 2485.96 56.91 74.00 -17.09 43.79 32.62 6.74 32.24 6.00 100 237 PEAK	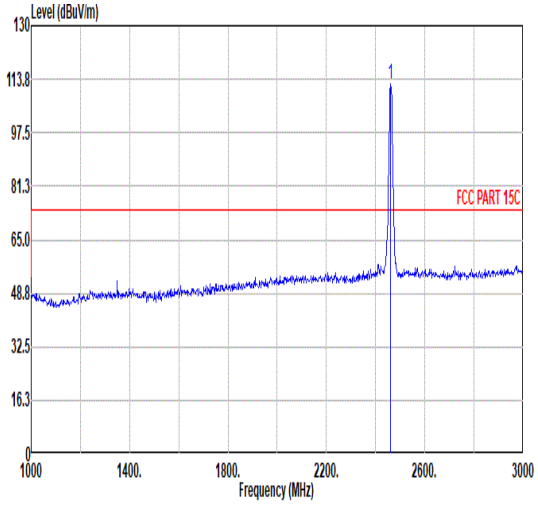 Freq Level Limit Line Over Limit Read Level Ant Factor Cable Loss Preamp Factor Aux Factor APos TPos Remark MHz dBuV/m dBuV/m dB dBuV dB/m dB dB dB cm deg 1 2462.00 112.57 ------ ------ 99.62 32.47 6.70 32.22 6.00 100 237 PEAK
Avg	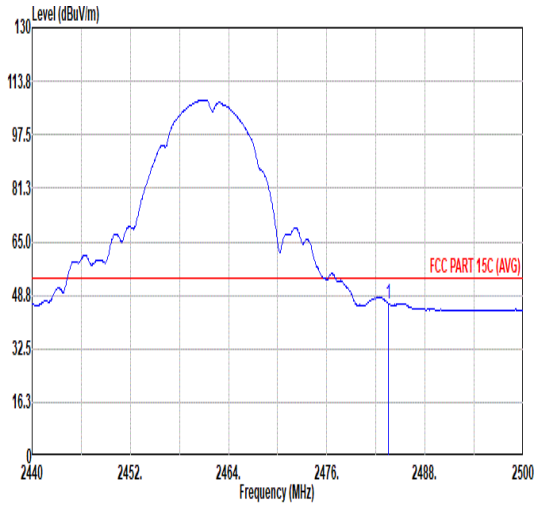 Freq Level Limit Line Over Limit Read Level Ant Factor Cable Loss Preamp Factor Aux Factor APos TPos Remark MHz dBuV/m dBuV/m dB dBuV dB/m dB dB dB cm deg 1 2483.50 46.34 54.00 -7.66 33.24 32.60 6.73 32.23 6.00 100 237 AVERAGE	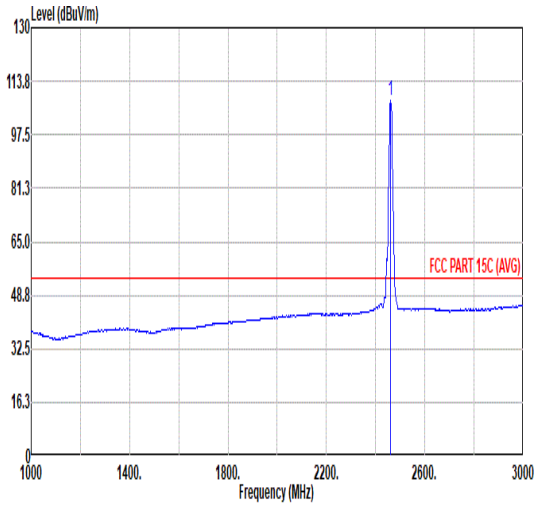 Freq Level Limit Line Over Limit Read Level Ant Factor Cable Loss Preamp Factor Aux Factor APos TPos Remark MHz dBuV/m dBuV/m dB dBuV dB/m dB dB dB cm deg 1 2462.00 108.06 ------ ------ 95.11 32.47 6.70 32.22 6.00 100 237 AVERAGE

Mode	3	
	Harmonic	
	2400-2483.5_802.11b_CH11_2462MHz	
ANT	CDD 6+3	
Pol.	Horizontal	Vertical
Peak Avg	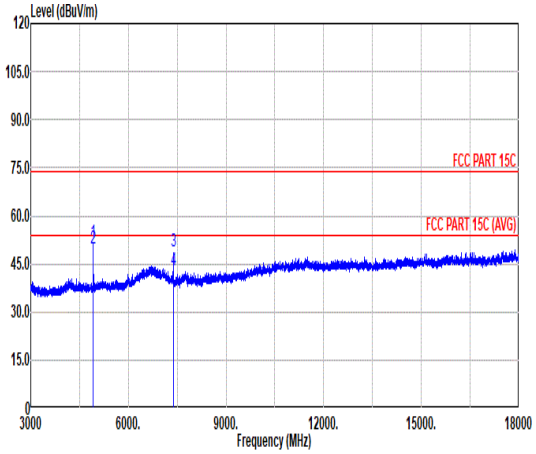 Freq Level Limit Line Over Limit Read Level Ant Factor Cable Loss Preamp Factor Aux Factor APos TPos Remark MHz dBuV/m dBuV/m dB dBuV dB/m dB dB dB cm deg 1 4924.00 51.66 74.00 -22.34 73.84 34.05 9.57 65.80 0.00 300 36 PEAK 2 4924.00 49.79 54.00 -4.21 71.97 34.05 9.57 65.80 0.00 300 36 AVERAGE 3 7386.00 49.01 74.00 -24.99 66.99 35.70 11.72 65.40 0.00 300 36 PEAK 4 7386.00 43.05 54.00 -10.95 61.03 35.70 11.72 65.40 0.00 300 36 AVERAGE	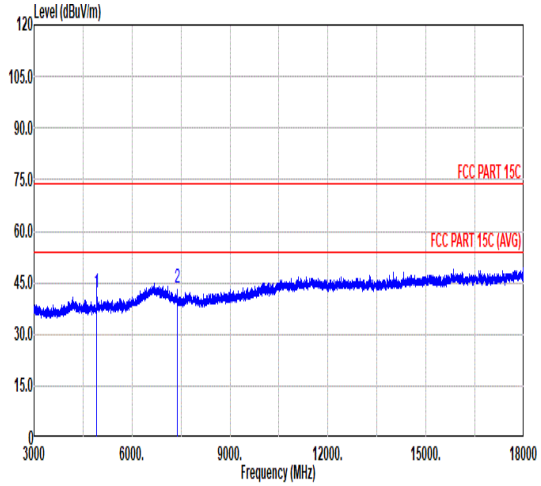 Freq Level Limit Line Over Limit Read Level Ant Factor Cable Loss Preamp Factor Aux Factor APos TPos Remark MHz dBuV/m dBuV/m dB dBuV dB/m dB dB dB cm deg 1 4924.00 42.22 74.00 -31.78 64.40 34.05 9.57 65.80 0.00 --- --- PEAK 2 7386.00 43.57 74.00 -30.43 61.55 35.70 11.72 65.40 0.00 --- --- PEAK

Mode	4	
	Band Edge	
	2400-2483.5_802.11g_CH01_2412MHz	
ANT	CDD 6+3	
Pol.	Horizontal	Fundamental
Peak	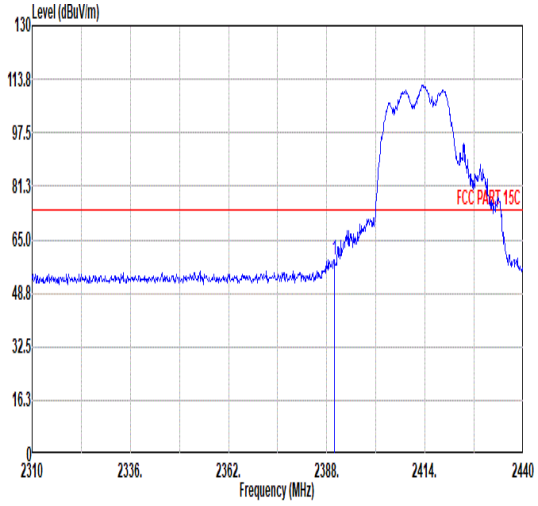 Freq Level Limit Line Over Limit Read Level Ant Factor Cable Loss Preamp Factor Aux Factor APos TPos Remark MHz dBuV/m dBuV/m dB dBuV dB/m dB dB dB cm deg 1 2389.95 58.88 74.00 -15.12 45.98 32.48 6.60 32.18 6.00 245 360 PEAK	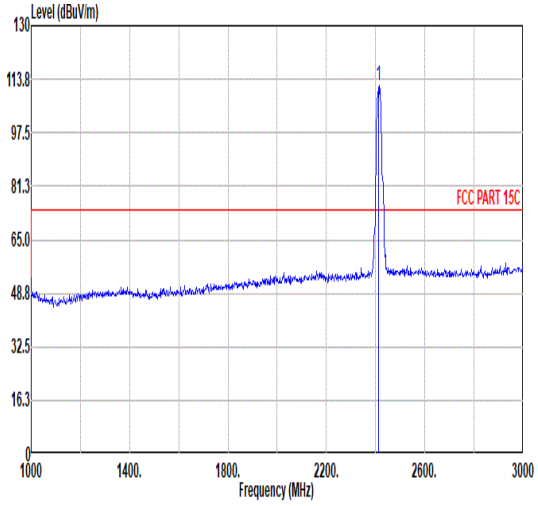 Freq Level Limit Line Over Limit Read Level Ant Factor Cable Loss Preamp Factor Aux Factor APos TPos Remark MHz dBuV/m dBuV/m dB dBuV dB/m dB dB dB cm deg 1 2412.00 111.74 ------ ------ 98.75 32.54 6.64 32.19 6.00 245 360 PEAK
Avg	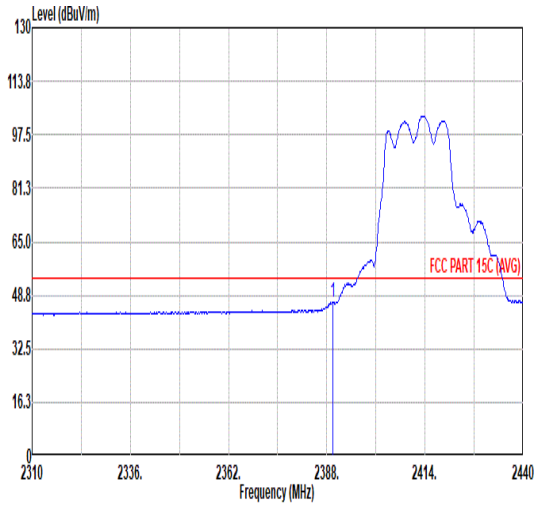 Freq Level Limit Line Over Limit Read Level Ant Factor Cable Loss Preamp Factor Aux Factor APos TPos Remark MHz dBuV/m dBuV/m dB dBuV dB/m dB dB dB cm deg 1 2389.69 46.75 54.00 -7.25 33.85 32.48 6.60 32.18 6.00 245 360 AVERAGE	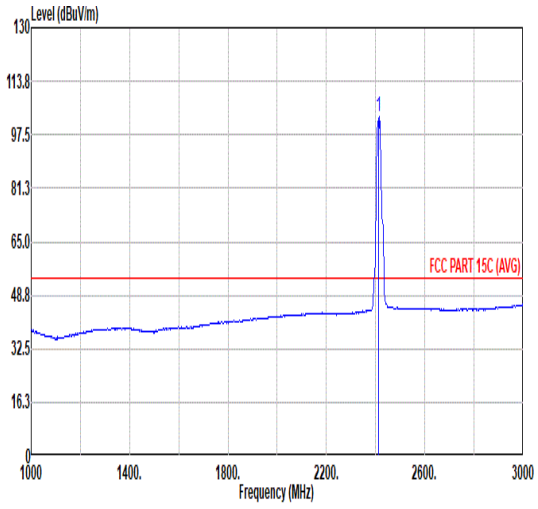 Freq Level Limit Line Over Limit Read Level Ant Factor Cable Loss Preamp Factor Aux Factor APos TPos Remark MHz dBuV/m dBuV/m dB dBuV dB/m dB dB dB cm deg 1 2412.00 103.05 ------ ------ 90.06 32.54 6.64 32.19 6.00 245 360 AVERAGE

Mode	4	
	Band Edge	
	2400-2483.5_802.11g_CH01_2412MHz	
ANT	CDD 6+3	
Pol.	Vertical	Fundamental
Peak	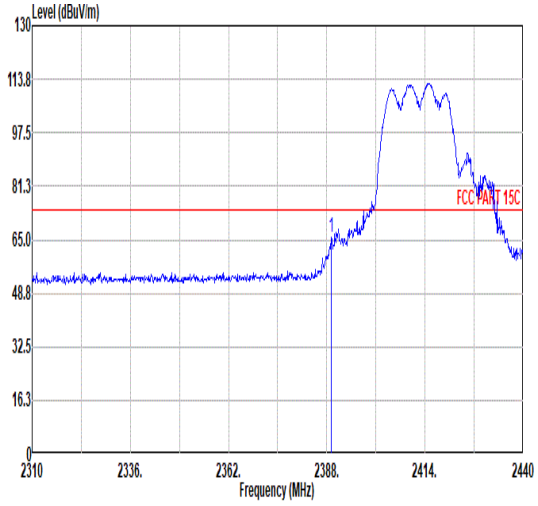 Freq Level Limit Line Over Limit Read Level Ant Factor Cable Loss Preamp Factor Aux Factor APos TPos Remark MHz dBuV/m dBuV/m dB dBuV dB/m dB dB dB cm deg 1 2389.17 65.70 74.00 -8.30 52.81 32.47 6.60 32.18 6.00 127 294 PEAK	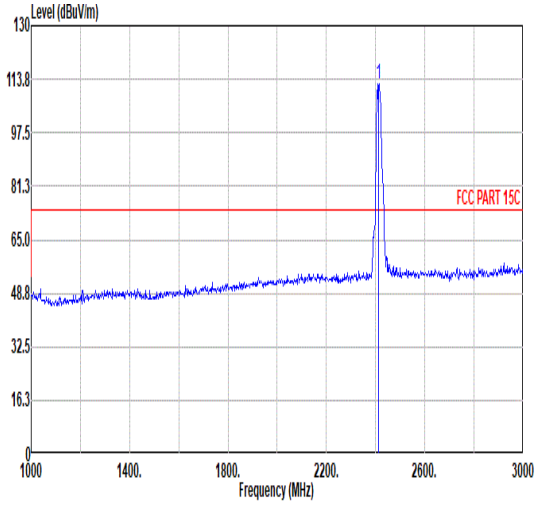 Freq Level Limit Line Over Limit Read Level Ant Factor Cable Loss Preamp Factor Aux Factor APos TPos Remark MHz dBuV/m dBuV/m dB dBuV dB/m dB dB dB cm deg 1 2412.00 112.25 ------ ------ 99.25 32.56 6.63 32.19 6.00 127 294 PEAK
Avg	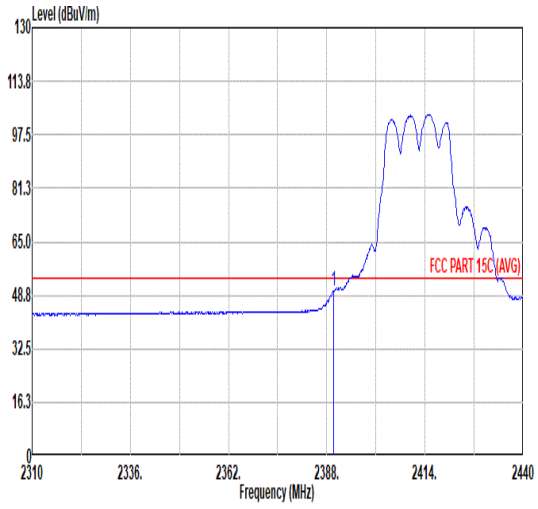 Freq Level Limit Line Over Limit Read Level Ant Factor Cable Loss Preamp Factor Aux Factor APos TPos Remark MHz dBuV/m dBuV/m dB dBuV dB/m dB dB dB cm deg 1 2389.82 50.13 54.00 -3.87 37.23 32.48 6.60 32.18 6.00 127 294 AVERAGE	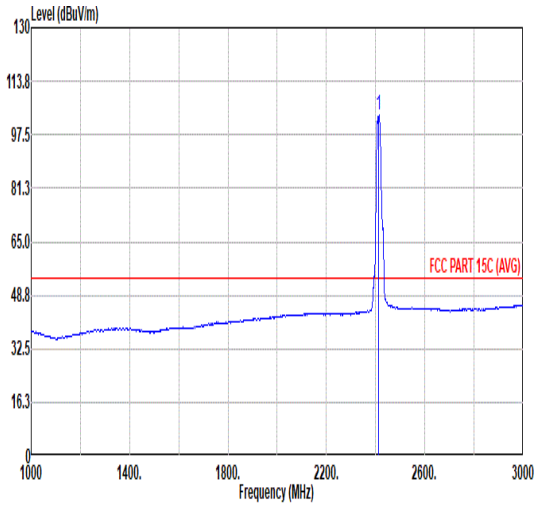 Freq Level Limit Line Over Limit Read Level Ant Factor Cable Loss Preamp Factor Aux Factor APos TPos Remark MHz dBuV/m dBuV/m dB dBuV dB/m dB dB dB cm deg 1 2412.00 103.54 ------ ------ 90.55 32.54 6.64 32.19 6.00 127 294 AVERAGE

Mode	4	
	Harmonic	
	2400-2483.5_802.11g_CH01_2412MHz	
ANT	CDD 6+3	
Pol.	Horizontal	Vertical
Peak Avg	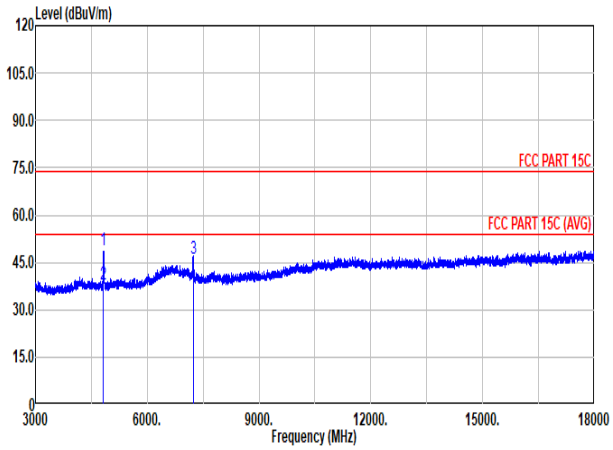 Freq Level Limit Line Over Limit Read Level Ant Factor Cable Loss Preamp Factor Aux Factor APos TPos Remark MHz dBuV/m dBuV/m dB dBuV dB/m dB dB dB cm deg 1 4824.00 48.78 74.00 -25.22 71.05 34.20 9.47 65.94 0.00 300 0 PEAK 2 4824.00 38.00 54.00 -16.00 60.27 34.20 9.47 65.94 0.00 300 0 AVERAGE 3 7236.00 46.28 88.23 -41.95 63.96 35.60 11.66 64.94 0.00 --- --- PEAK	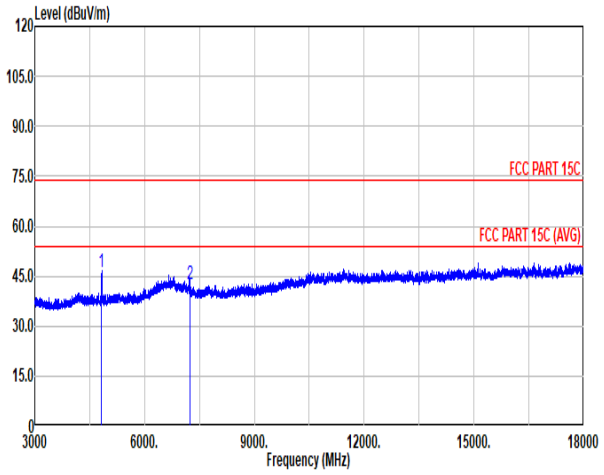 Freq Level Limit Line Over Limit Read Level Ant Factor Cable Loss Preamp Factor Aux Factor APos TPos Remark MHz dBuV/m dBuV/m dB dBuV dB/m dB dB dB cm deg 1 4824.00 45.98 74.00 -28.02 68.25 34.20 9.47 65.94 0.00 --- --- PEAK 2 7236.00 42.72 90.35 -47.63 60.40 35.60 11.66 64.94 0.00 --- --- PEAK

Note: The Remark #3(Horizontal), #2 (Vertical) is non-restricted frequency which limit is 100kHz-PSD(Radiated) down 20dB

Mode	5	
	Harmonic	
	2400-2483.5_802.11g_CH06_2437MHz	
ANT	CDD 6+3	
Pol.	Horizontal	Vertical
Peak Avg	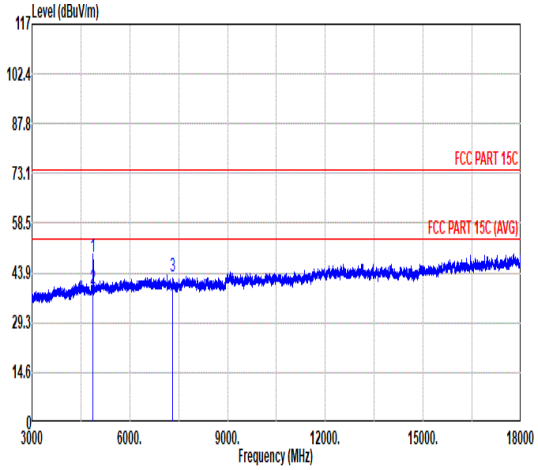 Freq Level Limit Line Over Limit Read Level Ant Factor Cable Loss Preamp Factor Aux Factor APos TPos Remark MHz dBuV/m dBuV/m dB dBuV dB/m dB dB dB cm deg 1 4874.00 48.76 74.00 -25.24 68.00 33.90 10.34 63.48 0.00 300 360 PEAK 2 4874.00 39.11 54.00 -14.89 58.35 33.90 10.34 63.48 0.00 300 360 AVERAGE 3 7311.00 42.61 74.00 -31.39 57.91 35.59 12.78 63.67 0.00 --- --- PEAK	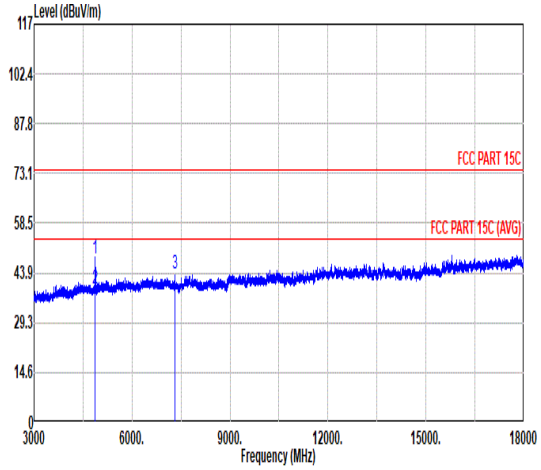 Freq Level Limit Line Over Limit Read Level Ant Factor Cable Loss Preamp Factor Aux Factor APos TPos Remark MHz dBuV/m dBuV/m dB dBuV dB/m dB dB dB cm deg 1 4874.00 48.25 74.00 -25.75 67.49 33.90 10.34 63.48 0.00 100 360 PEAK 2 4874.00 39.17 54.00 -14.83 58.41 33.90 10.34 63.48 0.00 100 360 AVERAGE 3 7311.00 43.56 74.00 -30.44 58.86 35.59 12.78 63.67 0.00 --- --- PEAK

Mode	6	
	Band Edge	
	2400-2483.5_802.11g_CH11_2462MHz	
ANT	CDD 6+3	
Pol.	Horizontal	Fundamental
Peak	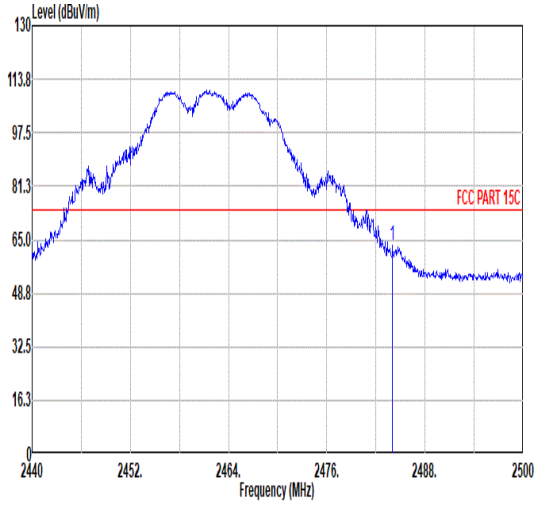 Freq Level Limit Line Over Limit Read Level Ant Factor Cable Loss Preamp Factor Aux Factor APos TPos Remark MHz dBuV/m dBuV/m dB dBuV dB/m dB dB dB cm deg 1 2484.04 63.28 74.00 -10.72 50.18 32.60 6.73 32.23 6.00 305 339 PEAK	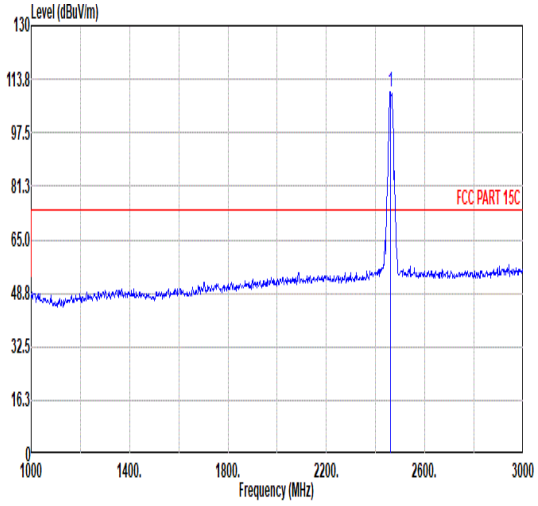 Freq Level Limit Line Over Limit Read Level Ant Factor Cable Loss Preamp Factor Aux Factor APos TPos Remark MHz dBuV/m dBuV/m dB dBuV dB/m dB dB dB cm deg 1 2462.00 109.95 ------ ------ 97.00 32.47 6.70 32.22 6.00 305 339 PEAK
Avg	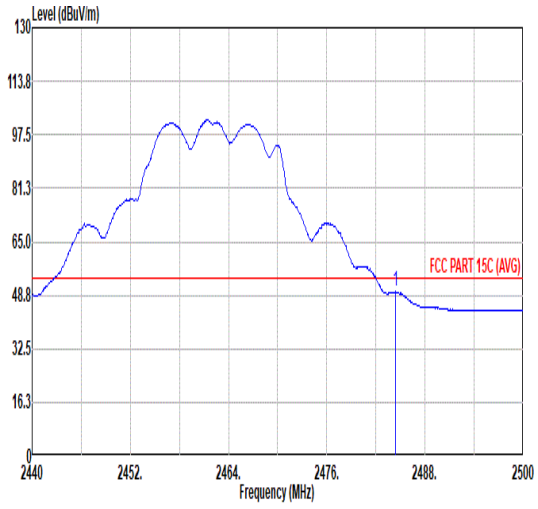 Freq Level Limit Line Over Limit Read Level Ant Factor Cable Loss Preamp Factor Aux Factor APos TPos Remark MHz dBuV/m dBuV/m dB dBuV dB/m dB dB dB cm deg 1 2484.40 49.94 54.00 -4.06 36.83 32.61 6.73 32.23 6.00 305 339 AVERAGE	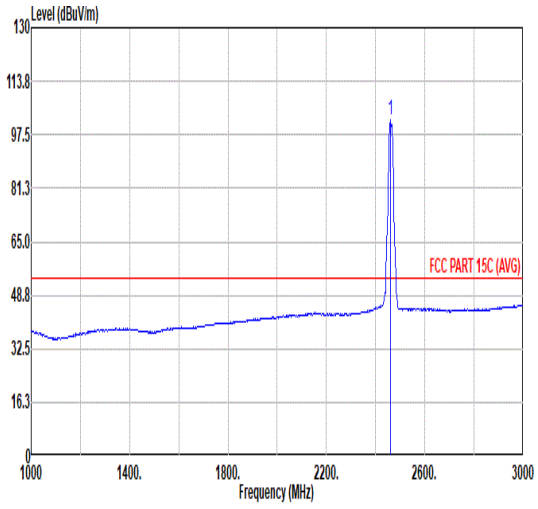 Freq Level Limit Line Over Limit Read Level Ant Factor Cable Loss Preamp Factor Aux Factor APos TPos Remark MHz dBuV/m dBuV/m dB dBuV dB/m dB dB dB cm deg 1 2462.00 101.85 ------ ------ 88.90 32.47 6.70 32.22 6.00 305 339 AVERAGE

Mode	6	
	Band Edge	
	2400-2483.5_802.11g_CH11_2462MHz	
ANT	CDD 6+3	
Pol.	Vertical	Fundamental
Peak	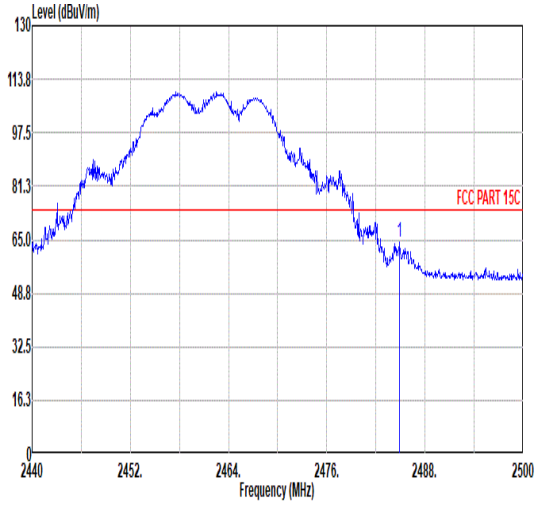 Freq Level Limit Line Over Limit Read Level Ant Factor Cable Loss Preamp Factor Aux Factor APos TPos Remark MHz dBuV/m dBuV/m dB dBuV dB/m dB dB dB cm deg 1 2484.88 64.40 74.00 -9.60 51.29 32.61 6.73 32.23 6.00 100 232 PEAK	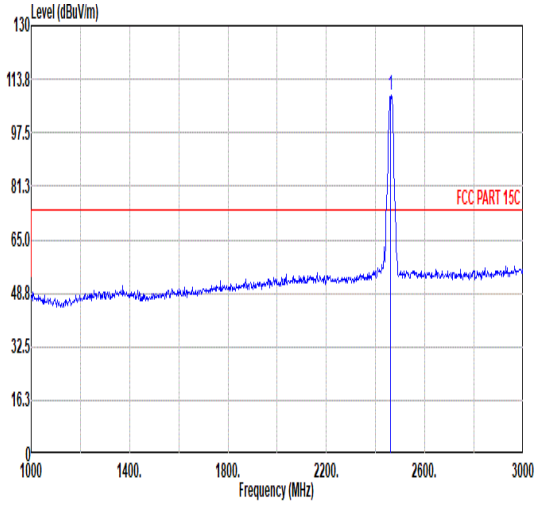 Freq Level Limit Line Over Limit Read Level Ant Factor Cable Loss Preamp Factor Aux Factor APos TPos Remark MHz dBuV/m dBuV/m dB dBuV dB/m dB dB dB cm deg 1 2462.00 108.84 ------ ------ 95.87 32.48 6.71 32.22 6.00 100 232 PEAK
Avg	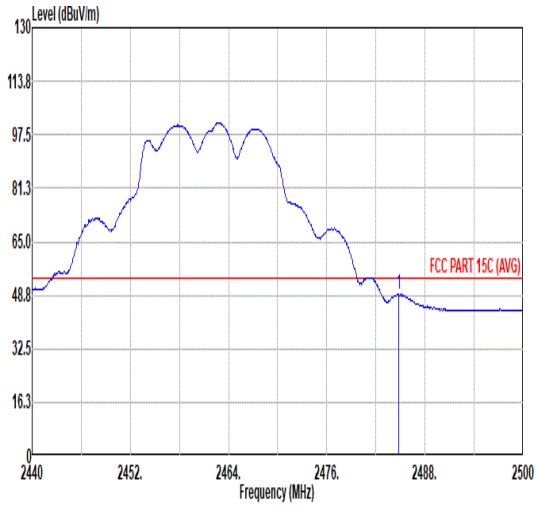 Freq Level Limit Line Over Limit Read Level Ant Factor Cable Loss Preamp Factor Aux Factor APos TPos Remark MHz dBuV/m dBuV/m dB dBuV dB/m dB dB dB cm deg 1 2484.76 49.22 54.00 -4.78 36.11 32.61 6.73 32.23 6.00 100 232 AVERAGE	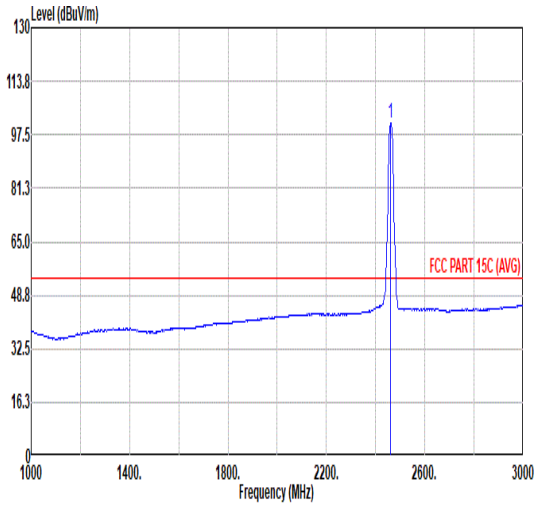 Freq Level Limit Line Over Limit Read Level Ant Factor Cable Loss Preamp Factor Aux Factor APos TPos Remark MHz dBuV/m dBuV/m dB dBuV dB/m dB dB dB cm deg 1 2462.00 101.01 ------ ------ 88.06 32.47 6.70 32.22 6.00 100 232 AVERAGE

Mode	6	
	Harmonic	
	2400-2483.5_802.11g_CH11_2462MHz	
ANT	CDD 6+3	
Pol.	Horizontal	Vertical
Peak Avg	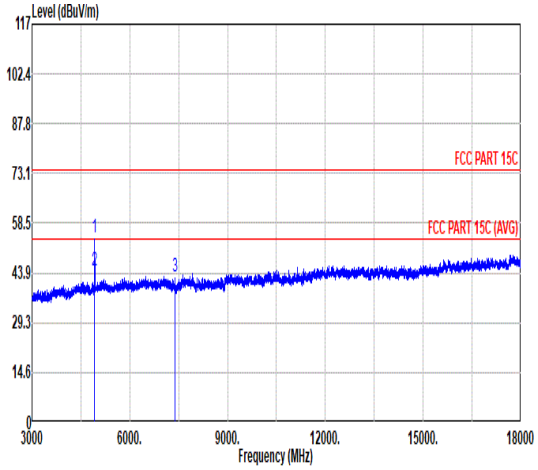 Freq Level Limit Line Over Limit Read Level Ant Factor Cable Loss Preamp Factor Aux Factor APos TPos Remark MHz dBuV/m dBuV/m dB dBuV dB/m dB dB dB cm deg 1 4924.00 54.51 74.00 -19.49 73.69 33.90 10.40 63.48 0.00 305 202 PEAK 2 4924.00 44.66 54.00 -9.34 63.84 33.90 10.40 63.48 0.00 305 202 AVERAGE 3 7386.00 42.84 74.00 -31.16 58.17 35.51 12.88 63.72 0.00 --- --- PEAK	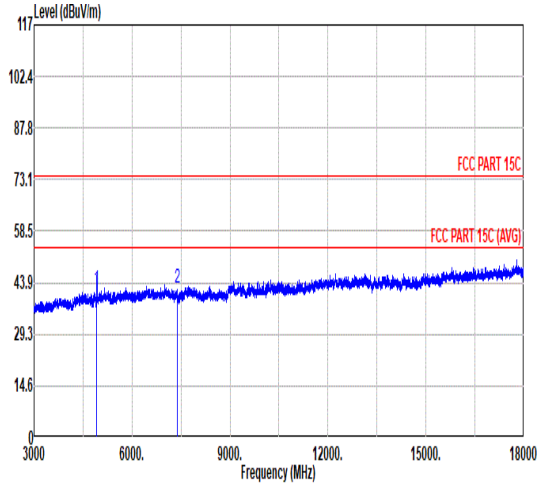 Freq Level Limit Line Over Limit Read Level Ant Factor Cable Loss Preamp Factor Aux Factor APos TPos Remark MHz dBuV/m dBuV/m dB dBuV dB/m dB dB dB cm deg 1 4924.00 41.97 74.00 -32.03 61.15 33.90 10.40 63.48 0.00 --- --- PEAK 2 7386.00 42.48 74.00 -31.52 57.81 35.51 12.88 63.72 0.00 --- --- PEAK

Mode	7	
	Band Edge	
	2400-2483.5_802.11ax HE20_CH01_Full RU _2412MHz	
ANT	CDD 6+3	
Pol.	Horizontal	Fundamental
Peak	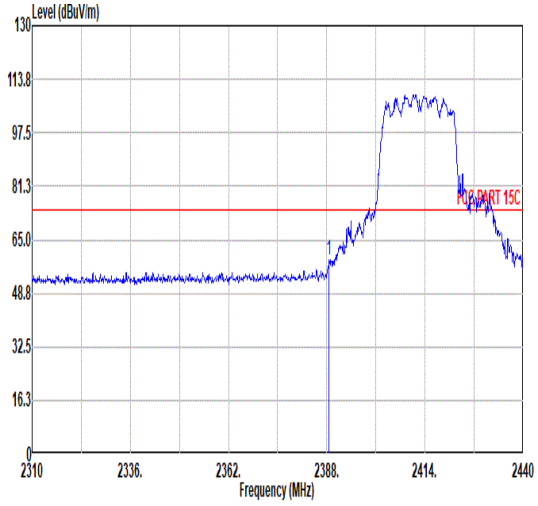 Freq Level Limit Line Over Limit Read Level Ant Factor Cable Loss Preamp Factor Aux Factor APos TPos Remark MHz dBuV/m dBuV/m dB dBuV dB/m dB dB dB cm deg 1 2388.65 58.94 74.00 -15.06 46.06 32.46 6.60 32.18 6.00 244 0 PEAK	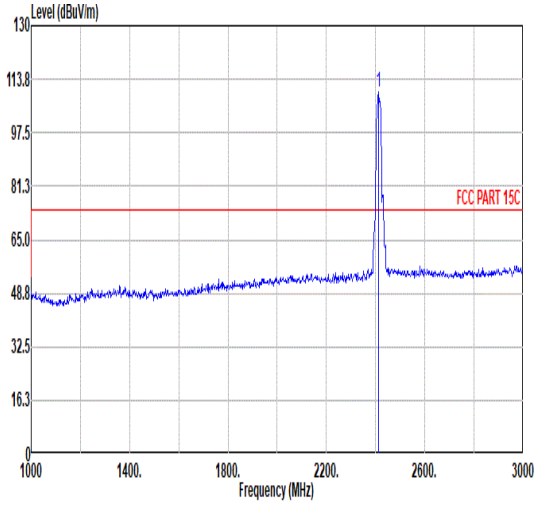 Freq Level Limit Line Over Limit Read Level Ant Factor Cable Loss Preamp Factor Aux Factor APos TPos Remark MHz dBuV/m dBuV/m dB dBuV dB/m dB dB dB cm deg 1 2412.00 109.77 ------ ------ 96.78 32.55 6.63 32.19 6.00 244 0 PEAK
Avg	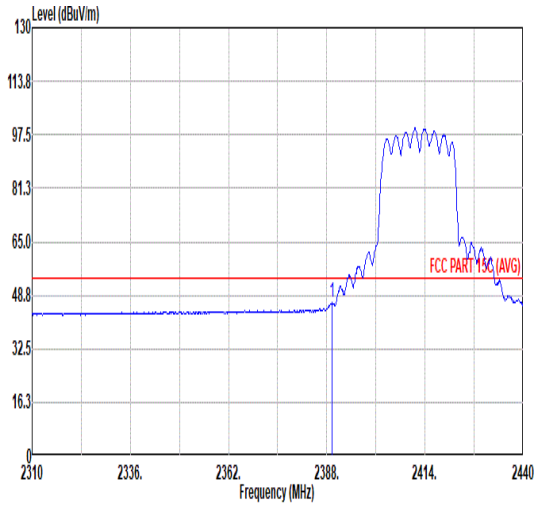 Freq Level Limit Line Over Limit Read Level Ant Factor Cable Loss Preamp Factor Aux Factor APos TPos Remark MHz dBuV/m dBuV/m dB dBuV dB/m dB dB dB cm deg 1 2389.30 46.41 54.00 -7.59 33.52 32.47 6.60 32.18 6.00 244 0 AVERAGE	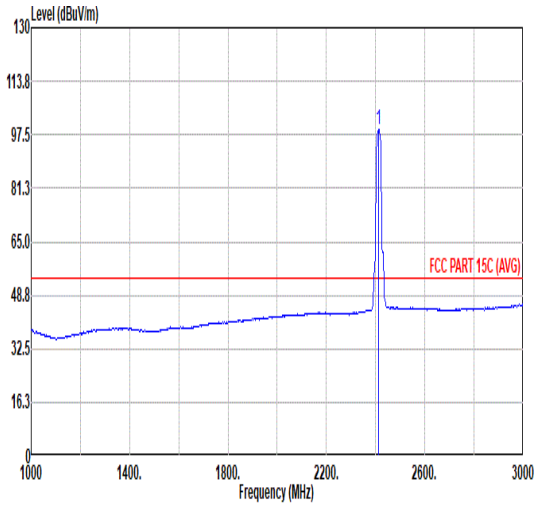 Freq Level Limit Line Over Limit Read Level Ant Factor Cable Loss Preamp Factor Aux Factor APos TPos Remark MHz dBuV/m dBuV/m dB dBuV dB/m dB dB dB cm deg 1 2412.00 99.17 ------ ------ 86.18 32.54 6.64 32.19 6.00 244 0 AVERAGE

Mode	7	
	Band Edge	
	2400-2483.5_802.11ax HE20_CH01_Full RU _2412MHz	
ANT	CDD 6+3	
Pol.	Vertical	Fundamental
Peak	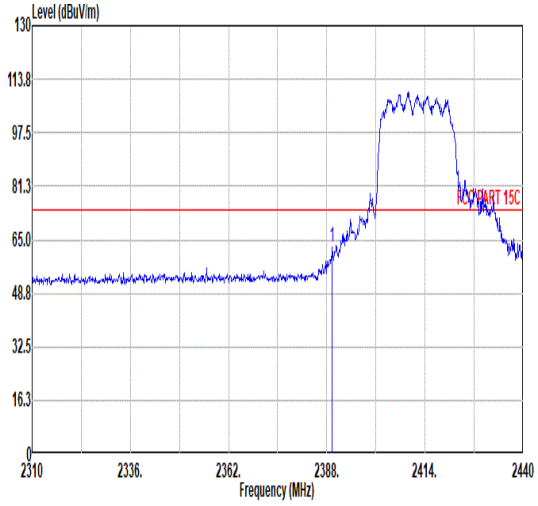 Freq Level Limit Line Over Limit Read Level Ant Factor Cable Loss Preamp Factor Aux Factor APos TPos Remark MHz dBuV/m dBuV/m dB dBuV dB/m dB dB dB cm deg 1 2389.43 62.68 74.00 -11.32 49.79 32.47 6.60 32.18 6.00 100 320 PEAK	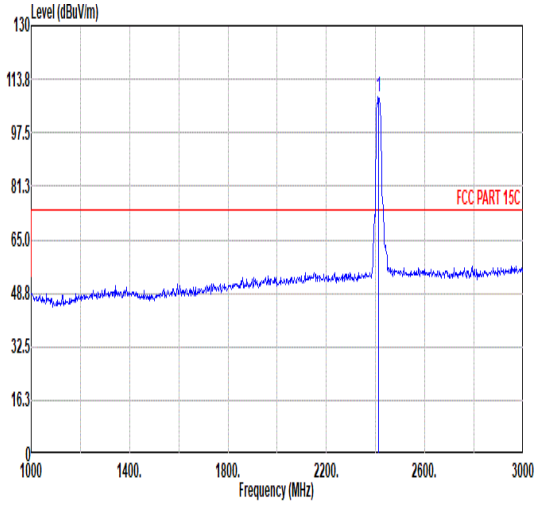 Freq Level Limit Line Over Limit Read Level Ant Factor Cable Loss Preamp Factor Aux Factor APos TPos Remark MHz dBuV/m dBuV/m dB dBuV dB/m dB dB dB cm deg 1 2412.00 108.40 ------ ------ 95.40 32.56 6.63 32.19 6.00 100 320 PEAK
Avg	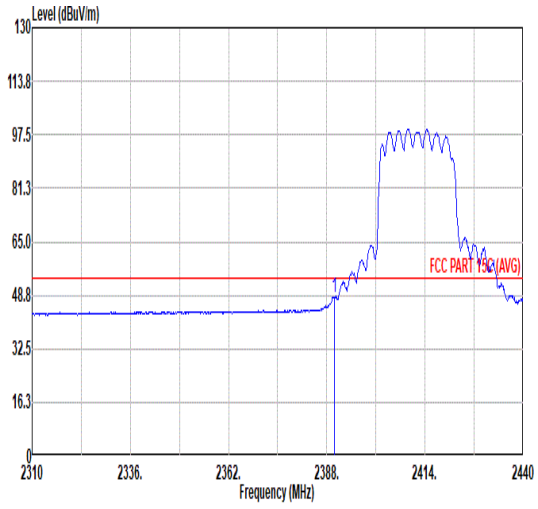 Freq Level Limit Line Over Limit Read Level Ant Factor Cable Loss Preamp Factor Aux Factor APos TPos Remark MHz dBuV/m dBuV/m dB dBuV dB/m dB dB dB cm deg 1 2389.95 48.32 54.00 -5.68 35.42 32.48 6.60 32.18 6.00 100 320 AVERAGE	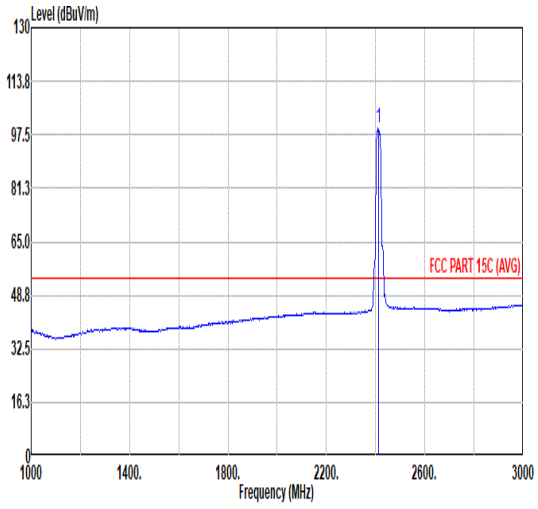 Freq Level Limit Line Over Limit Read Level Ant Factor Cable Loss Preamp Factor Aux Factor APos TPos Remark MHz dBuV/m dBuV/m dB dBuV dB/m dB dB dB cm deg 1 2412.00 99.37 ------ ------ 86.37 32.56 6.63 32.19 6.00 100 320 AVERAGE

Mode	7	
	Harmonic	
	2400-2483.5_802.11ax HE20_CH01_Full RU _2412MHz	
ANT	CDD 6+3	
Pol.	Horizontal	Vertical
Peak Avg	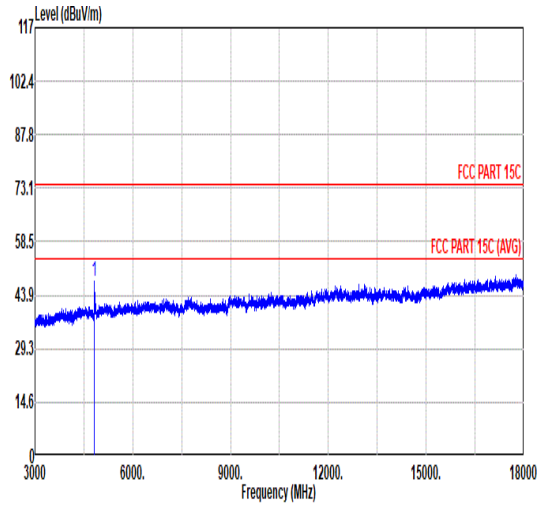 Freq Level Limit Line Over Limit Read Level Ant Factor Cable Loss Preamp Factor Aux Factor APos TPos Remark MHz dBuV/m dBuV/m dB dBuV dB/m dB dB dB cm deg 1 4824.00 47.80 74.00 -26.20 67.09 33.90 10.29 63.48 0.00 --- --- PEAK	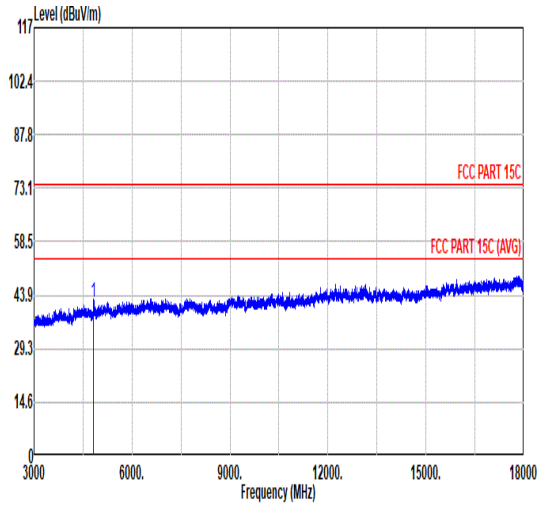 Freq Level Limit Line Over Limit Read Level Ant Factor Cable Loss Preamp Factor Aux Factor APos TPos Remark MHz dBuV/m dBuV/m dB dBuV dB/m dB dB dB cm deg 1 4824.00 42.14 74.00 -31.86 61.43 33.90 10.29 63.48 0.00 --- --- PEAK

Mode	8	
	Harmonic	
	2400-2483.5_802.11ax HE20_CH06_Full RU _2437MHz	
ANT	CDD 6+3	
Pol.	Horizontal	Vertical
Peak Avg	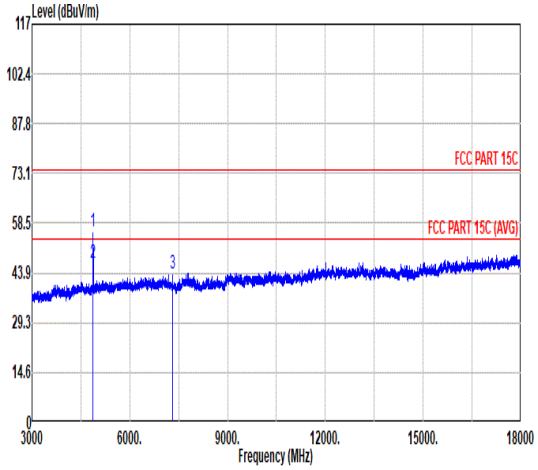 Freq Level Limit Line Over Limit Read Level Ant Factor Cable Loss Preamp Factor Aux Factor APos TPos Remark MHz dBuV/m dBuV/m dB dBuV dB/m dB dB dB cm deg 1 4874.00 56.03 74.00 -17.97 75.27 33.90 10.34 63.48 0.00 304 202 PEAK 2 4874.00 46.62 54.00 -7.38 65.86 33.90 10.34 63.48 0.00 304 202 AVERAGE 3 7311.00 43.82 74.00 -30.18 59.12 35.59 12.78 63.67 0.00 --- --- PEAK	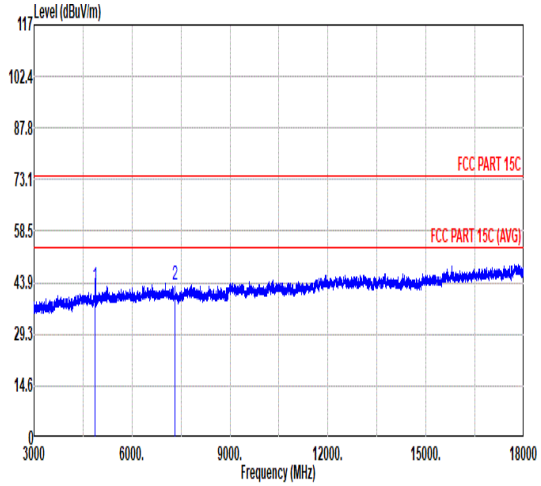 Freq Level Limit Line Over Limit Read Level Ant Factor Cable Loss Preamp Factor Aux Factor APos TPos Remark MHz dBuV/m dBuV/m dB dBuV dB/m dB dB dB cm deg 1 4874.00 42.68 74.00 -31.32 61.92 33.90 10.34 63.48 0.00 --- --- PEAK 2 7311.00 43.19 74.00 -30.81 58.49 35.59 12.78 63.67 0.00 --- --- PEAK

Mode	9	
	Band Edge	
	2400-2483.5_802.11ax HE20_CH11_Full RU _2462MHz	
ANT	CDD 6+3	
Pol.	Horizontal	Fundamental
Peak	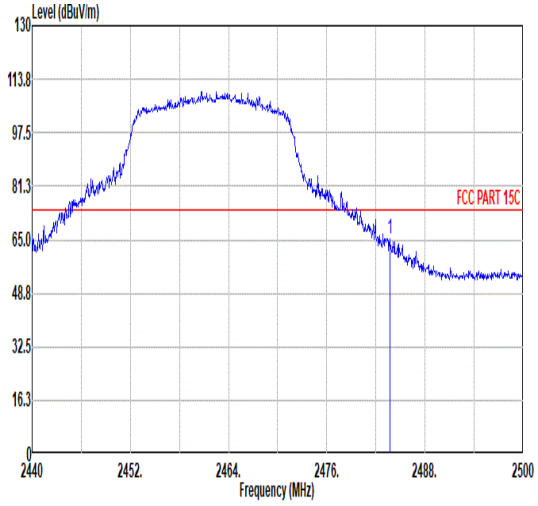 Freq Level Limit Line Over Limit Read Level Ant Factor Cable Loss Preamp Factor Aux Factor APos TPos Remark MHz dBuV/m dBuV/m dB dBuV dB/m dB dB dB cm deg 1 2483.68 65.17 74.00 -8.83 52.07 32.60 6.73 32.23 6.00 213 338 PEAK	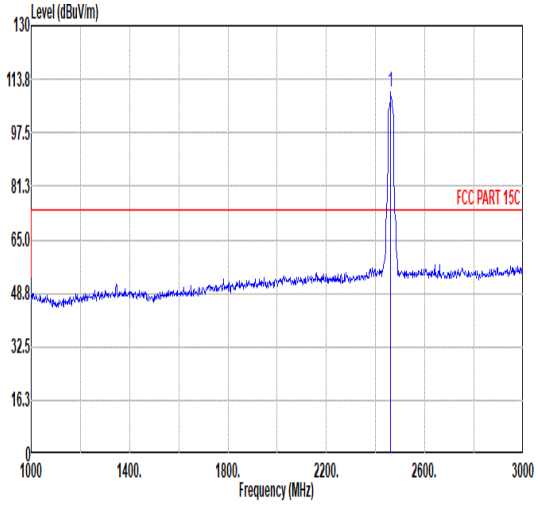 Freq Level Limit Line Over Limit Read Level Ant Factor Cable Loss Preamp Factor Aux Factor APos TPos Remark MHz dBuV/m dBuV/m dB dBuV dB/m dB dB dB cm deg 1 2462.00 109.92 ------ ------ 96.97 32.47 6.70 32.22 6.00 213 338 PEAK
Avg	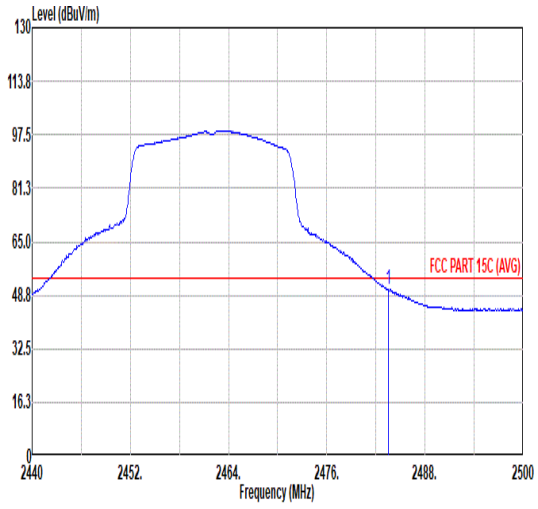 Freq Level Limit Line Over Limit Read Level Ant Factor Cable Loss Preamp Factor Aux Factor APos TPos Remark MHz dBuV/m dBuV/m dB dBuV dB/m dB dB dB cm deg 1 2483.56 50.48 54.00 -3.52 37.38 32.60 6.73 32.23 6.00 213 338 AVERAGE	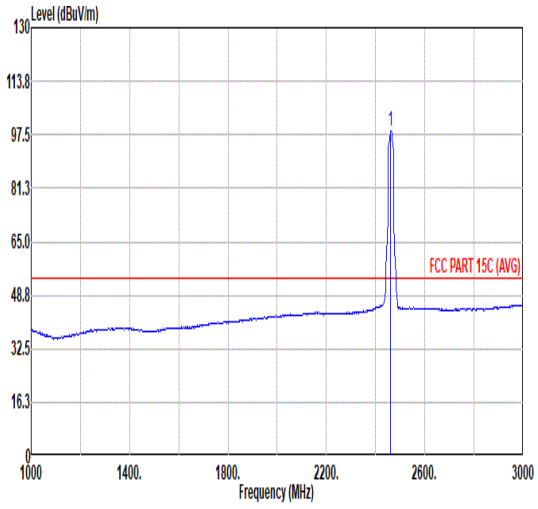 Freq Level Limit Line Over Limit Read Level Ant Factor Cable Loss Preamp Factor Aux Factor APos TPos Remark MHz dBuV/m dBuV/m dB dBuV dB/m dB dB dB cm deg 1 2462.00 98.74 ------ ------ 85.79 32.47 6.70 32.22 6.00 213 338 AVERAGE

Mode	9	
	Band Edge	
	2400-2483.5_802.11ax HE20_CH11_Full RU _2462MHz	
ANT	CDD 6+3	
Pol.	Vertical	Fundamental
Peak	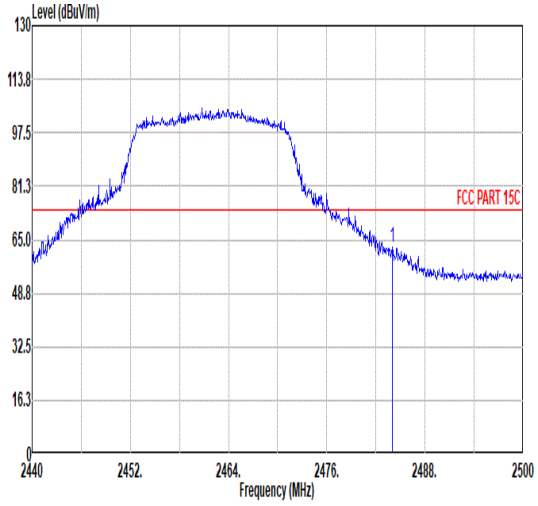 Freq Level Limit Line Over Limit Read Level Ant Factor Cable Loss Preamp Factor Aux Factor APos TPos Remark MHz dBuV/m dBuV/m dB dBuV dB/m dB dB dB cm deg 1 2483.98 62.69 74.00 -11.31 49.59 32.60 6.73 32.23 6.00 100 235 PEAK	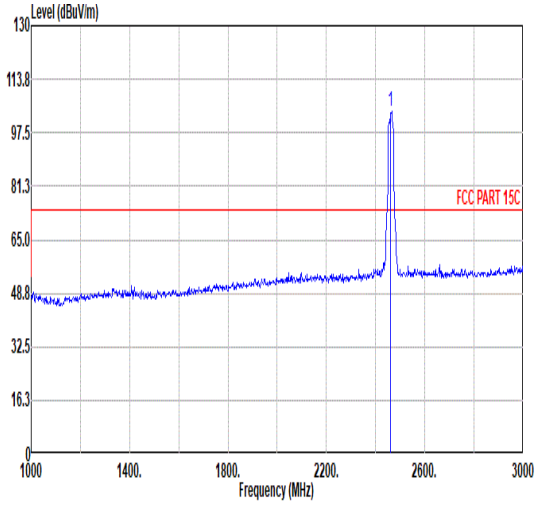 Freq Level Limit Line Over Limit Read Level Ant Factor Cable Loss Preamp Factor Aux Factor APos TPos Remark MHz dBuV/m dBuV/m dB dBuV dB/m dB dB dB cm deg 1 2462.00 104.15 ------ ------ 91.16 32.50 6.71 32.22 6.00 100 235 PEAK
Avg	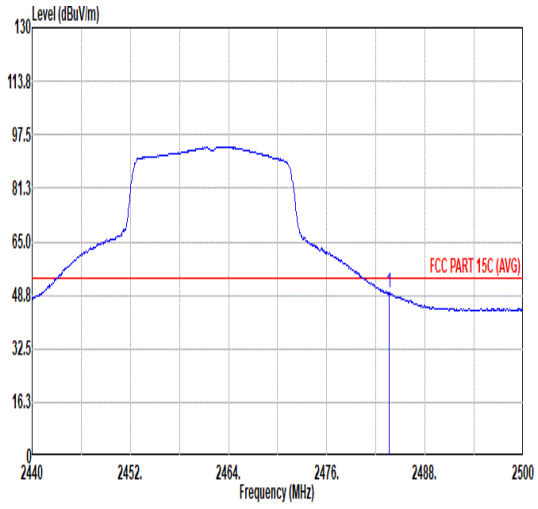 Freq Level Limit Line Over Limit Read Level Ant Factor Cable Loss Preamp Factor Aux Factor APos TPos Remark MHz dBuV/m dBuV/m dB dBuV dB/m dB dB dB cm deg 1 2483.62 49.40 54.00 -4.60 36.30 32.60 6.73 32.23 6.00 100 235 AVERAGE	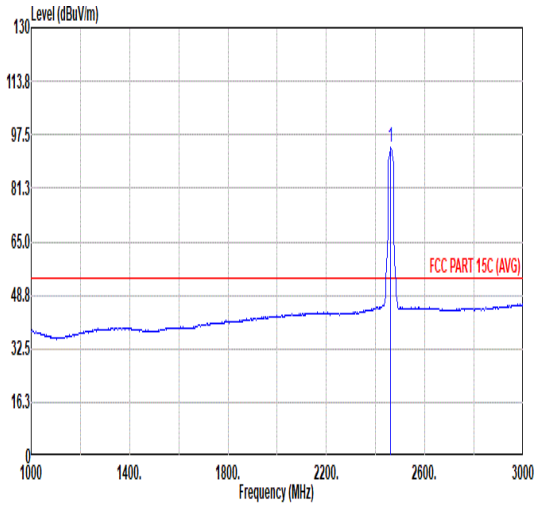 Freq Level Limit Line Over Limit Read Level Ant Factor Cable Loss Preamp Factor Aux Factor APos TPos Remark MHz dBuV/m dBuV/m dB dBuV dB/m dB dB dB cm deg 1 2462.00 93.54 ------ ------ 80.59 32.47 6.70 32.22 6.00 100 235 AVERAGE

Mode	9	
	Harmonic	
	2400-2483.5_802.11ax HE20_CH11_Full RU _2462MHz	
ANT	CDD 6+3	
Pol.	Horizontal	Vertical
Peak Avg	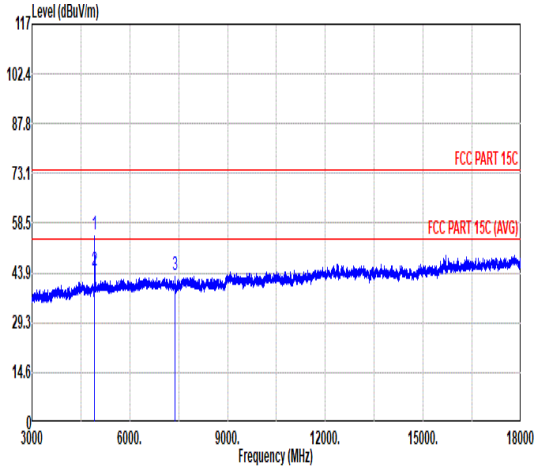 Freq Level Limit Line Over Limit Read Level Ant Factor Cable Loss Preamp Factor Aux Factor APos TPos Remark MHz dBuV/m dBuV/m dB dBuV dB/m dB dB dB cm deg 1 4924.00 55.03 74.00 -18.97 74.21 33.90 10.40 63.48 0.00 323 203 PEAK 2 4924.00 44.53 54.00 -9.47 63.71 33.90 10.40 63.48 0.00 323 203 AVERAGE 3 7386.00 43.13 74.00 -30.87 58.46 35.51 12.88 63.72 0.00 --- --- PEAK	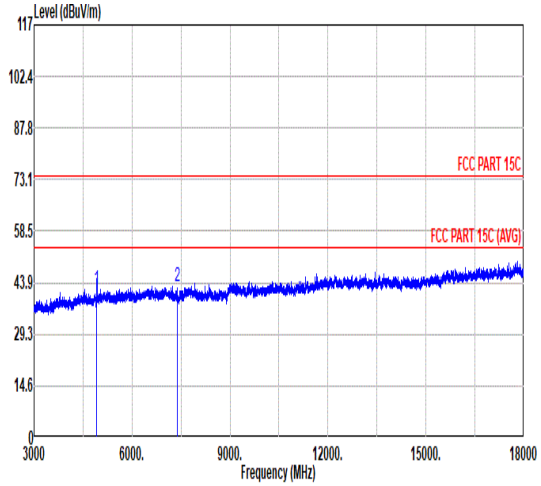 Freq Level Limit Line Over Limit Read Level Ant Factor Cable Loss Preamp Factor Aux Factor APos TPos Remark MHz dBuV/m dBuV/m dB dBuV dB/m dB dB dB cm deg 1 4924.00 41.89 74.00 -32.11 61.07 33.90 10.40 63.48 0.00 --- --- PEAK 2 7386.00 42.84 74.00 -31.16 58.17 35.51 12.88 63.72 0.00 --- --- PEAK

Mode	10	
	Band Edge - L	
	2400-2483.5_802.11ax HE40_CH03_Full RU _2422MHz	
ANT	CDD 6+3	
Pol.	Horizontal	Fundamental
Peak	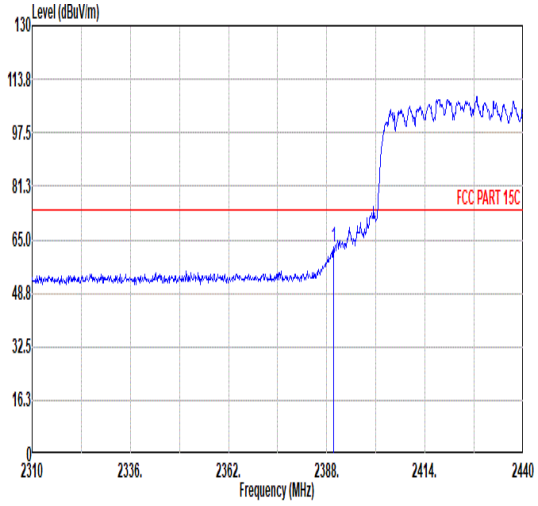 Freq Level Limit Line Over Limit Read Level Ant Factor Cable Loss Preamp Factor Aux Factor APos TPos Remark MHz dBuV/m dBuV/m dB dBuV dB/m dB dB dB cm deg 1 2389.82 62.71 74.00 -11.29 49.81 32.48 6.60 32.18 6.00 236 0 PEAK	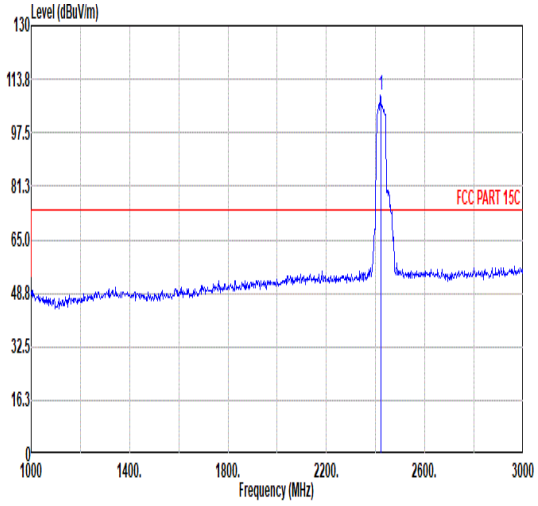 Freq Level Limit Line Over Limit Read Level Ant Factor Cable Loss Preamp Factor Aux Factor APos TPos Remark MHz dBuV/m dBuV/m dB dBuV dB/m dB dB dB cm deg 1 2422.00 108.81 ------ ------ 95.83 32.53 6.64 32.19 6.00 236 0 PEAK
Avg	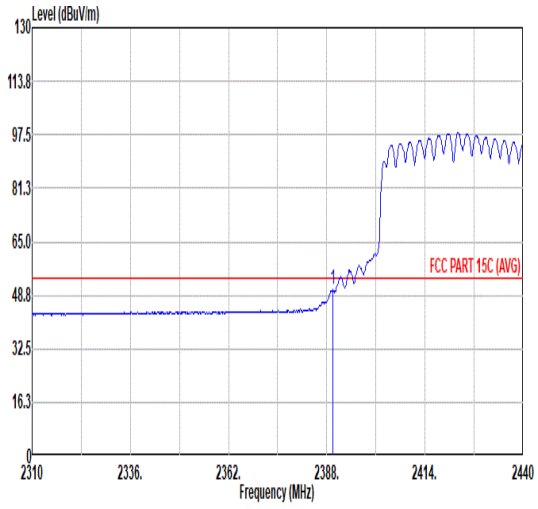 Freq Level Limit Line Over Limit Read Level Ant Factor Cable Loss Preamp Factor Aux Factor APos TPos Remark MHz dBuV/m dBuV/m dB dBuV dB/m dB dB dB cm deg 1 2389.56 50.53 54.00 -3.47 37.64 32.47 6.60 32.18 6.00 236 0 AVERAGE	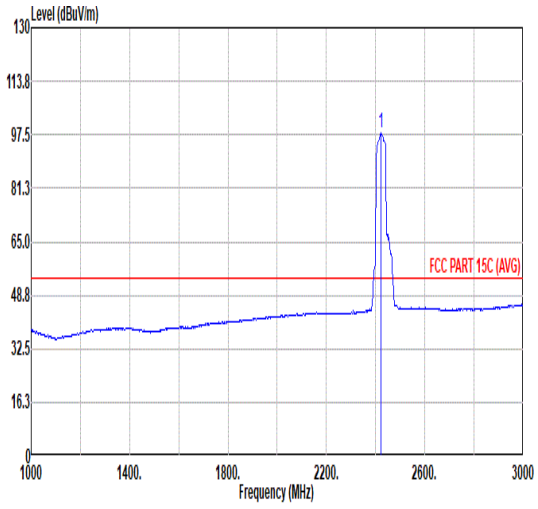 Freq Level Limit Line Over Limit Read Level Ant Factor Cable Loss Preamp Factor Aux Factor APos TPos Remark MHz dBuV/m dBuV/m dB dBuV dB/m dB dB dB cm deg 1 2422.00 97.88 ------ ------ 84.91 32.51 6.65 32.19 6.00 236 0 AVERAGE

Mode	10	
	Band Edge - R	
	2400-2483.5_802.11ax HE40_CH03_Full RU _2422MHz	
ANT	CDD 6+3	
Pol.	Horizontal	Fundamental
Peak	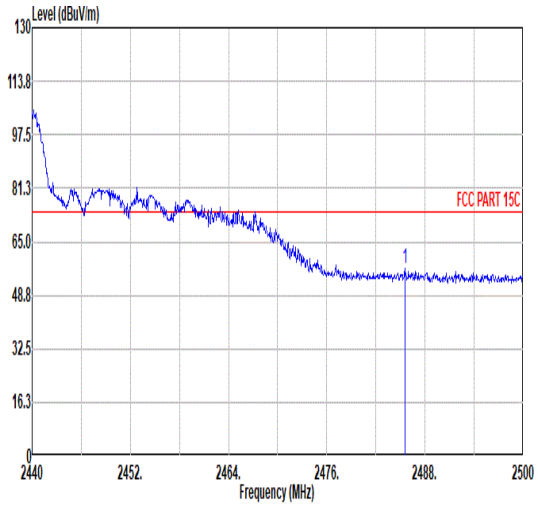 Limit Over Read Ant Cable Preamp Aux APos TPos Freq Level Line Limit Level Factor Loss Factor Factor Remark MHz dBuV/m dBuV/m dB dBuV dB/m dB dB dB cm deg 1 2485.54 57.05 74.00 -16.95 43.93 32.61 6.74 32.23 6.00 236 0 PEAK	Blank
Avg	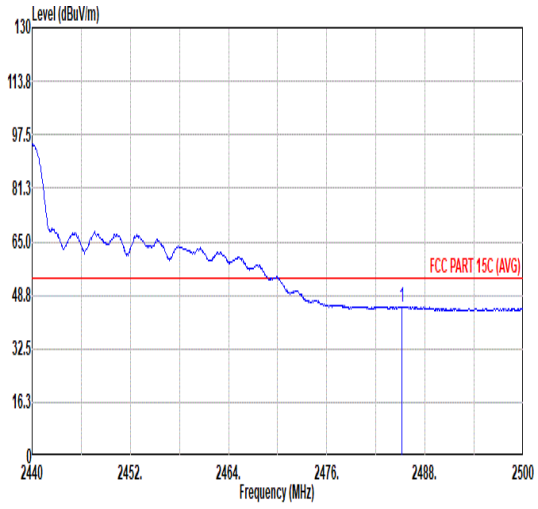 Limit Over Read Ant Cable Preamp Aux APos TPos Freq Level Line Limit Level Factor Loss Factor Factor Remark MHz dBuV/m dBuV/m dB dBuV dB/m dB dB dB cm deg 1 2485.18 45.27 54.00 -8.73 32.15 32.61 6.74 32.23 6.00 236 0 AVERAGE	Blank

Mode	10	
	Band Edge - L	
	2400-2483.5_802.11ax HE40_CH03_Full RU _2422MHz	
ANT	CDD 6+3	
Pol.	Vertical	Fundamental
Peak	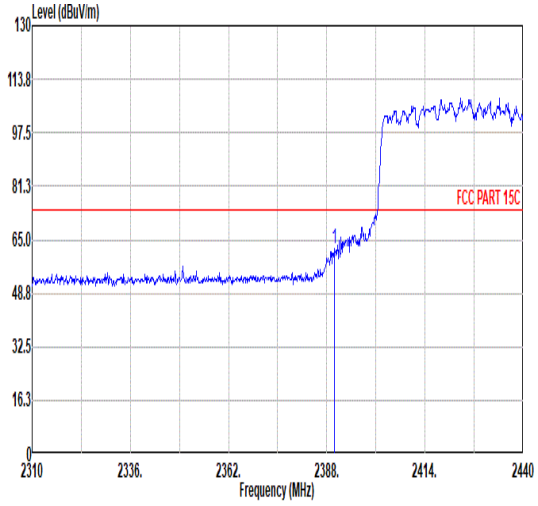 Freq Level Limit Line Over Limit Read Level Ant Factor Cable Loss Preamp Factor Aux Factor APos TPos Remark MHz dBuV/m dBuV/m dB dBuV dB/m dB dB dB cm deg 1 2389.95 62.13 74.00 -11.87 49.23 32.48 6.60 32.18 6.00 102 232 PEAK	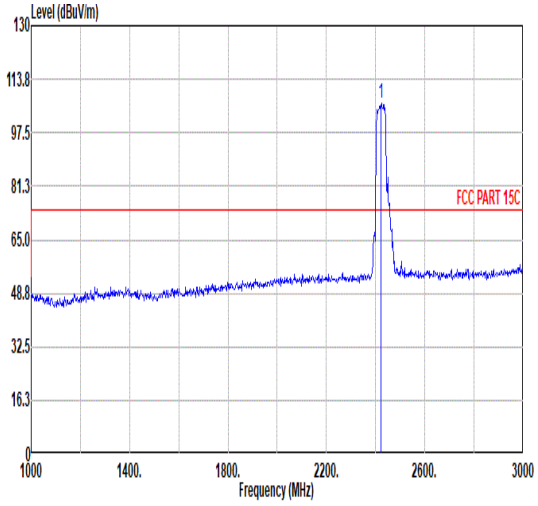 Freq Level Limit Line Over Limit Read Level Ant Factor Cable Loss Preamp Factor Aux Factor APos TPos Remark MHz dBuV/m dBuV/m dB dBuV dB/m dB dB dB cm deg 1 2422.00 106.63 ------ ------ 93.68 32.50 6.65 32.20 6.00 102 232 PEAK
Avg	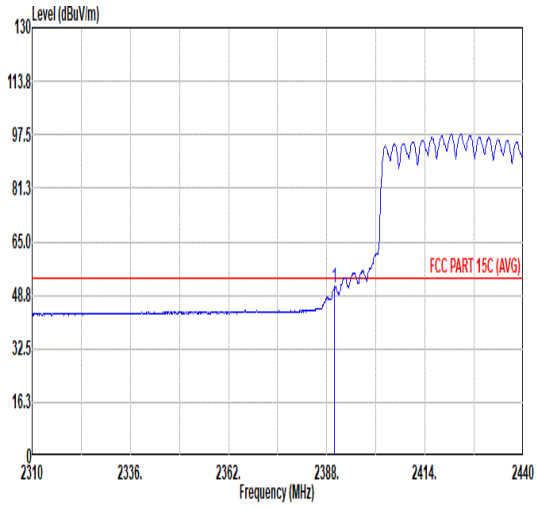 Freq Level Limit Line Over Limit Read Level Ant Factor Cable Loss Preamp Factor Aux Factor APos TPos Remark MHz dBuV/m dBuV/m dB dBuV dB/m dB dB dB cm deg 1 2389.95 50.89 54.00 -3.11 37.99 32.48 6.60 32.18 6.00 102 232 AVERAGE	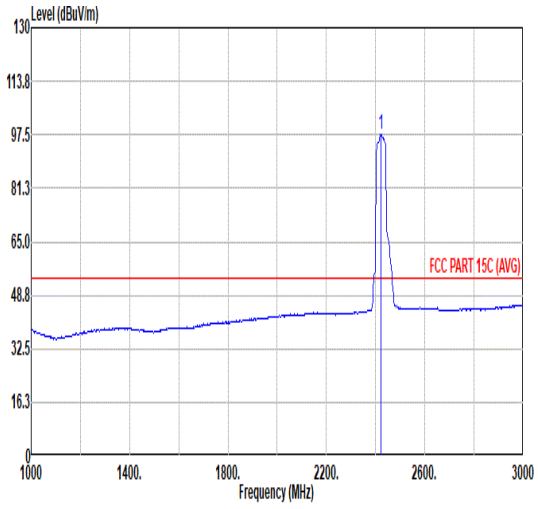 Freq Level Limit Line Over Limit Read Level Ant Factor Cable Loss Preamp Factor Aux Factor APos TPos Remark MHz dBuV/m dBuV/m dB dBuV dB/m dB dB dB cm deg 1 2422.00 97.50 ------ ------ 84.52 32.52 6.65 32.19 6.00 102 232 AVERAGE

Mode	10	
	Band Edge - R	
	2400-2483.5_802.11ax HE40_CH03_Full RU _2422MHz	
ANT	CDD 6+3	
Pol.	Vertical	Fundamental
Peak	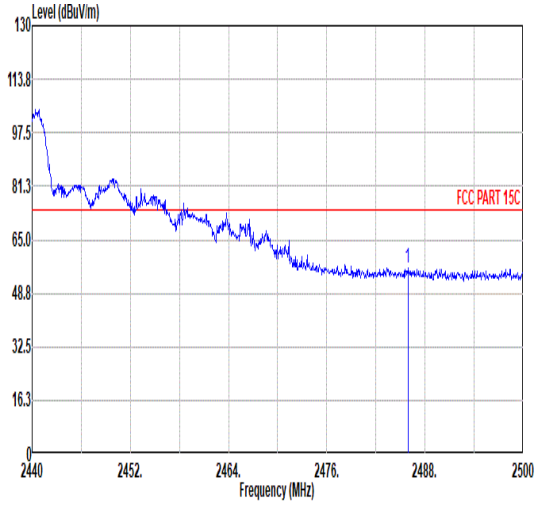 Limit Over Read Ant Cable Preamp Aux APos TPos Freq Level Line Limit Level Factor Loss Factor Factor Remark MHz dBuV/m dBuV/m dB dBuV dB/m dB dB dB cm deg 1 2485.90 56.21 74.00 -17.79 43.09 32.62 6.74 32.24 6.00 102 232 PEAK	Blank
Avg	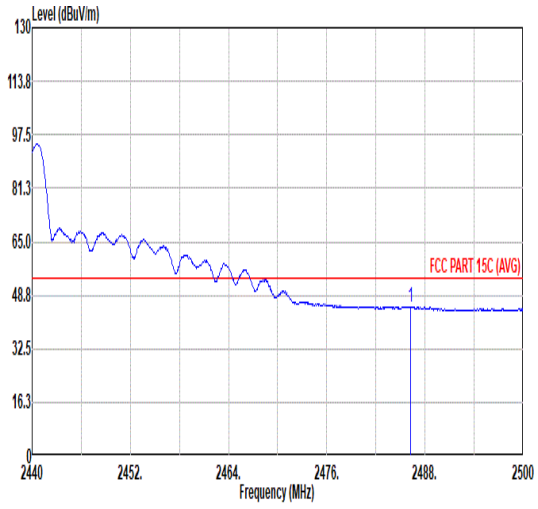 Limit Over Read Ant Cable Preamp Aux APos TPos Freq Level Line Limit Level Factor Loss Factor Factor Remark MHz dBuV/m dBuV/m dB dBuV dB/m dB dB dB cm deg 1 2486.20 45.35 54.00 -8.65 32.23 32.62 6.74 32.24 6.00 102 232 AVERAGE	Blank

Mode	10	
	Harmonic	
	2400-2483.5_802.11ax HE40_CH03_Full RU _2422MHz	
ANT	CDD 6+3	
Pol.	Horizontal	Vertical
Peak Avg	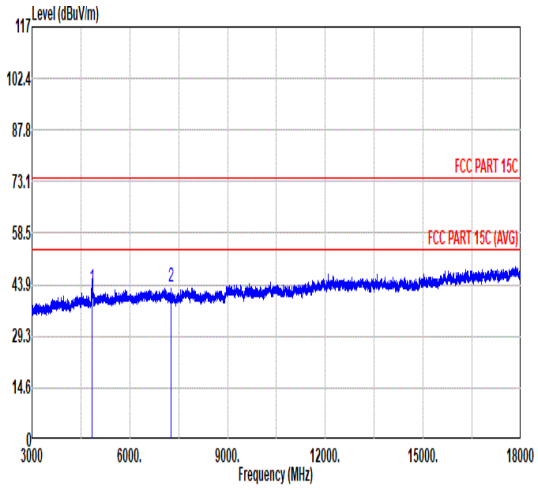 Freq Level Limit Line Over Limit Read Level Ant Factor Cable Loss Preamp Factor Aux Factor APos TPos Remark MHz dBuV/m dBuV/m dB dBuV dB/m dB dB dB cm deg 1 4844.00 42.86 74.00 -31.14 62.13 33.90 10.31 63.48 0.00 --- --- PEAK 2 7266.00 43.23 74.00 -30.77 58.59 35.57 12.71 63.64 0.00 --- --- PEAK	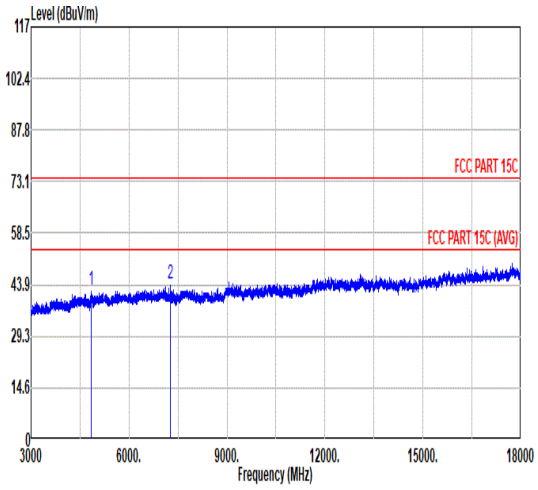 Freq Level Limit Line Over Limit Read Level Ant Factor Cable Loss Preamp Factor Aux Factor APos TPos Remark MHz dBuV/m dBuV/m dB dBuV dB/m dB dB dB cm deg 1 4844.00 42.19 74.00 -31.81 61.46 33.90 10.31 63.48 0.00 --- --- PEAK 2 7266.00 44.01 74.00 -29.99 59.37 35.57 12.71 63.64 0.00 --- --- PEAK

Mode	10	
	18G-25G	
	2400-2483.5_802.11ax HE40_CH03_Full RU _2422MHz	
ANT	CDD 6+3	
Pol.	Horizontal	Vertical
Peak Avg	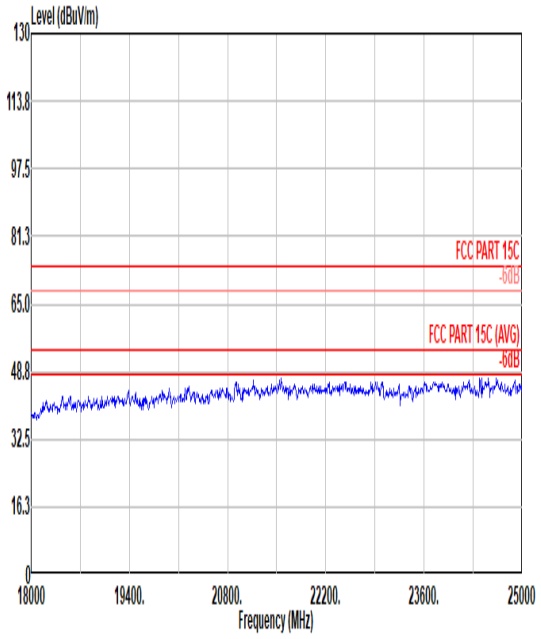	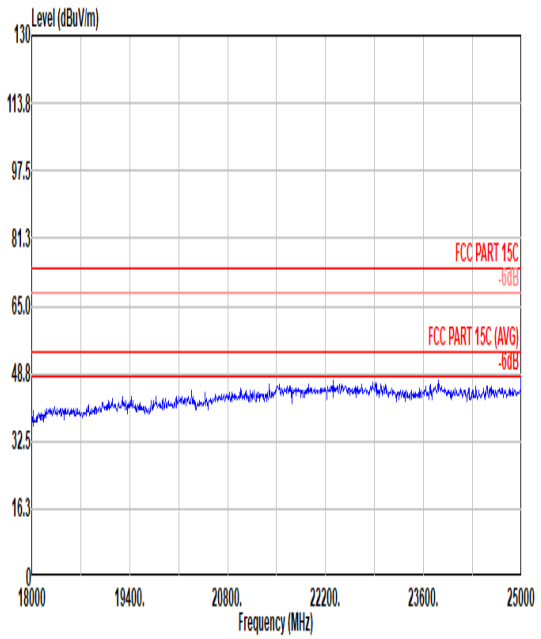

Mode	10	
	LF	
	2400-2483.5_802.11ax HE40_CH03_Full RU _2422MHz	
ANT	CDD 6+3	
Pol.	Horizontal	Vertical
Peak	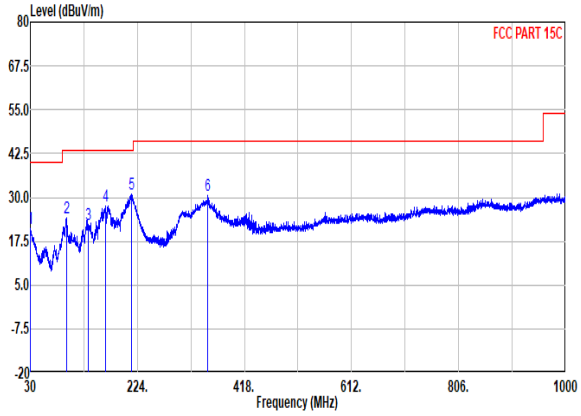	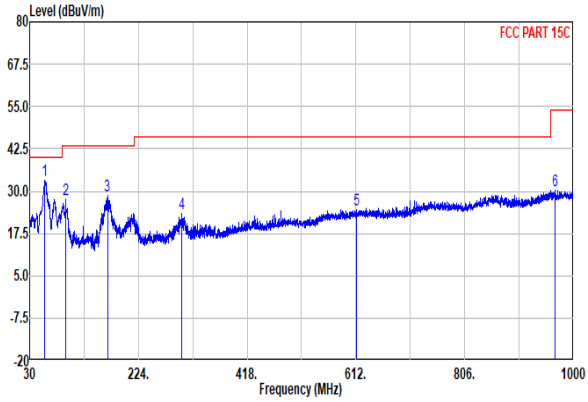

Horizontal:

	Freq	Level	Limit Line	Over Limit	Read Level	Ant Factor	Cable Loss	Preamp Factor	Aux Factor	APos	TPos	Remark
	MHz	dBuV/m	dBuV/m	dB	dBuV	dB/m	dB	dB	dB	cm	deg	
1	30.24	21.16	40.00	-18.84	27.52	25.02	0.83	32.21	0.00	---	---	Peak
2	96.20	24.05	43.50	-19.45	39.14	15.43	1.50	32.02	0.00	---	---	Peak
3	134.76	22.11	43.50	-21.39	34.91	17.50	1.76	32.06	0.00	---	---	Peak
4	166.29	27.45	43.50	-16.05	41.85	15.71	1.96	32.07	0.00	---	---	Peak
5	213.82	30.95	43.50	-12.55	45.77	14.98	2.22	32.02	0.00	---	---	Peak
6	351.07	30.41	46.00	-15.59	39.29	20.25	2.85	31.98	0.00	---	---	Peak

Vertical:

	Freq	Level	Limit Line	Over Limit	Read Level	Ant Factor	Cable Loss	Preamp Factor	Aux Factor	APos	TPos	Remark
	MHz	dBuV/m	dBuV/m	dB	dBuV	dB/m	dB	dB	dB	cm	deg	
1	56.43	33.29	40.00	-6.71	52.06	12.16	1.14	32.07	0.00	---	---	Peak
2	94.75	27.46	43.50	-16.04	42.74	15.24	1.49	32.01	0.00	---	---	Peak
3	168.71	28.85	43.50	-14.65	43.44	15.51	1.97	32.07	0.00	---	---	Peak
4	301.36	23.32	46.00	-22.68	33.79	19.15	2.67	32.29	0.00	---	---	Peak
5	613.46	24.58	46.00	-21.42	26.92	25.87	3.78	31.99	0.00	---	---	Peak
6	967.02	30.31	54.00	-23.69	25.31	30.79	4.72	30.51	0.00	---	---	Peak

Mode	11	
	Band Edge - L	
	2400-2483.5_802.11ax HE40_CH06_Full RU _2437MHz	
ANT	CDD 6+3	
Pol.	Horizontal	Fundamental
Peak	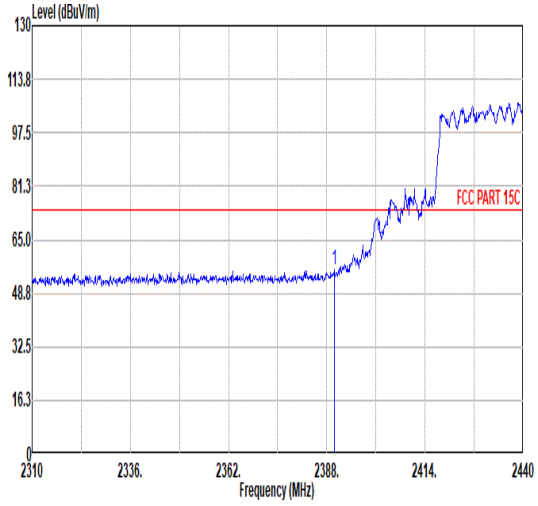 Freq Level Limit Line Over Limit Read Level Ant Factor Cable Loss Preamp Factor Aux Factor APos TPos Remark MHz dBuV/m dBuV/m dB dBuV dB/m dB dB dB cm deg 1 2389.95 56.11 74.00 -17.89 43.21 32.48 6.60 32.18 6.00 269 0 PEAK	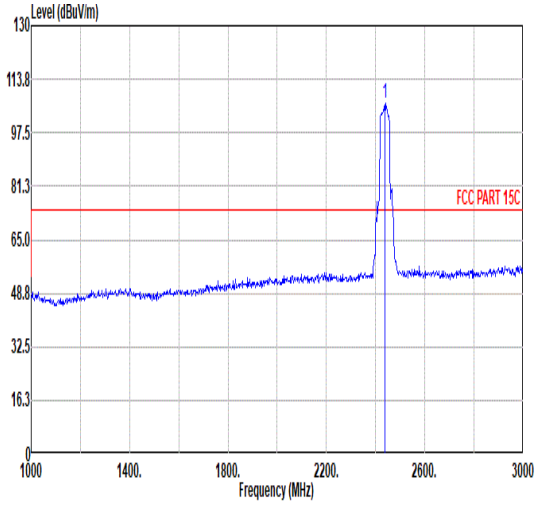 Freq Level Limit Line Over Limit Read Level Ant Factor Cable Loss Preamp Factor Aux Factor APos TPos Remark MHz dBuV/m dBuV/m dB dBuV dB/m dB dB dB cm deg 1 2437.00 106.29 ------ ------ 93.39 32.43 6.68 32.21 6.00 269 0 PEAK
Avg	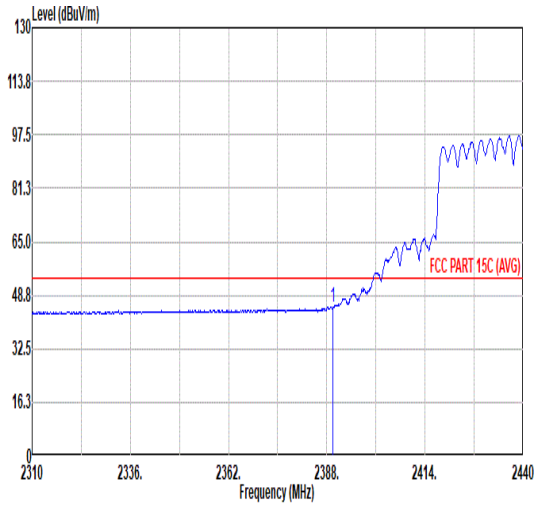 Freq Level Limit Line Over Limit Read Level Ant Factor Cable Loss Preamp Factor Aux Factor APos TPos Remark MHz dBuV/m dBuV/m dB dBuV dB/m dB dB dB cm deg 1 2389.69 45.35 54.00 -8.65 32.45 32.48 6.60 32.18 6.00 269 0 AVERAGE	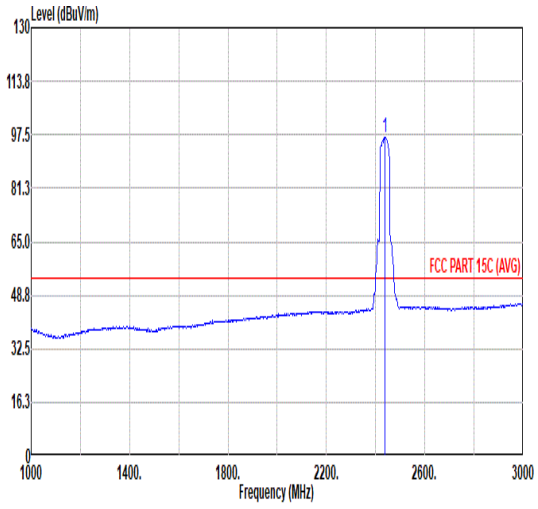 Freq Level Limit Line Over Limit Read Level Ant Factor Cable Loss Preamp Factor Aux Factor APos TPos Remark MHz dBuV/m dBuV/m dB dBuV dB/m dB dB dB cm deg 1 2437.00 96.81 ------ ------ 83.89 32.45 6.67 32.20 6.00 269 0 AVERAGE

Mode	11	
	Band Edge - R	
	2400-2483.5_802.11ax HE40_CH06_Full RU _2437MHz	
ANT	CDD 6+3	
Pol.	Horizontal	Fundamental
Peak	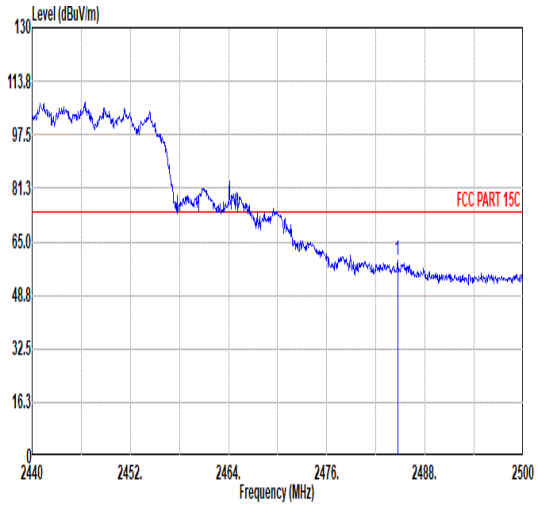 Limit Over Read Ant Cable Preamp Aux APos TPos Freq Level Line Limit Level Factor Loss Factor Factor Remark MHz dBuV/m dBuV/m dB dBuV dB/m dB dB dB cm deg 1 2484.64 59.30 74.00 -14.70 46.19 32.61 6.73 32.23 6.00 269 0 PEAK	Blank
Avg	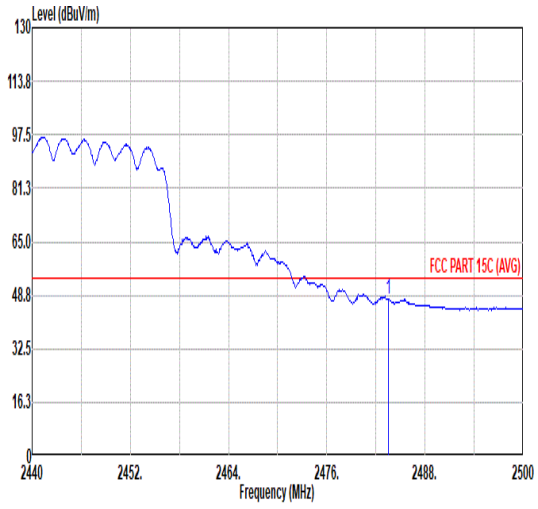 Limit Over Read Ant Cable Preamp Aux APos TPos Freq Level Line Limit Level Factor Loss Factor Factor Remark MHz dBuV/m dBuV/m dB dBuV dB/m dB dB dB cm deg 1 2483.50 47.41 54.00 -6.59 34.31 32.60 6.73 32.23 6.00 269 0 AVERAGE	Blank

Mode	11	
	Band Edge - L	
	2400-2483.5_802.11ax HE40_CH06_Full RU _2437MHz	
ANT	CDD 6+3	
Pol.	Vertical	Fundamental
Peak	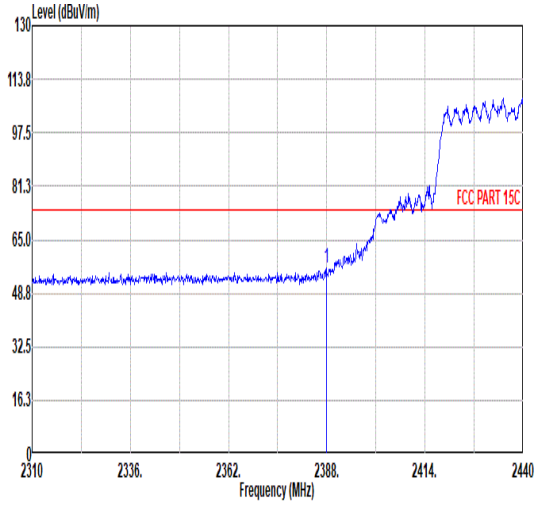 Freq Level Limit Line Over Limit Read Level Ant Factor Cable Loss Preamp Factor Aux Factor APos TPos Remark MHz dBuV/m dBuV/m dB dBuV dB/m dB dB dB cm deg 1 2387.87 56.44 74.00 -17.56 43.57 32.45 6.60 32.18 6.00 100 236 PEAK	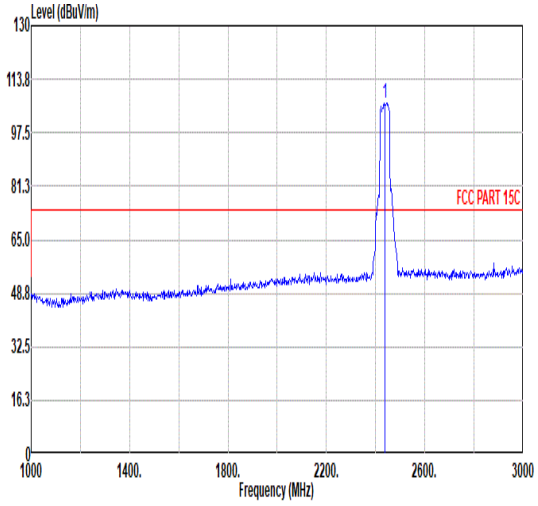 Freq Level Limit Line Over Limit Read Level Ant Factor Cable Loss Preamp Factor Aux Factor APos TPos Remark MHz dBuV/m dBuV/m dB dBuV dB/m dB dB dB cm deg 1 2437.00 106.34 ------ ------ 93.46 32.41 6.68 32.21 6.00 100 236 PEAK
Avg	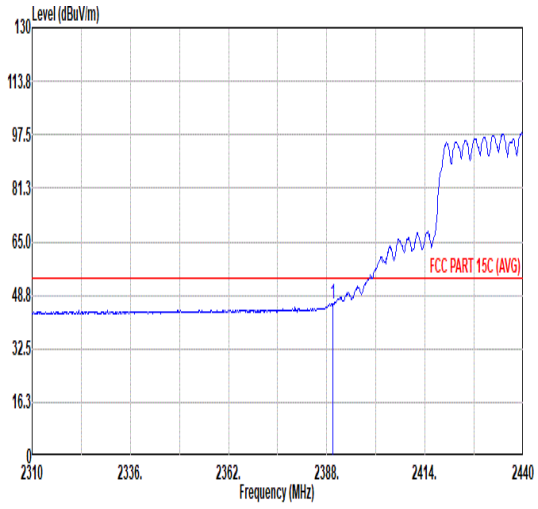 Freq Level Limit Line Over Limit Read Level Ant Factor Cable Loss Preamp Factor Aux Factor APos TPos Remark MHz dBuV/m dBuV/m dB dBuV dB/m dB dB dB cm deg 1 2389.69 46.33 54.00 -7.67 33.43 32.48 6.60 32.18 6.00 100 236 AVERAGE	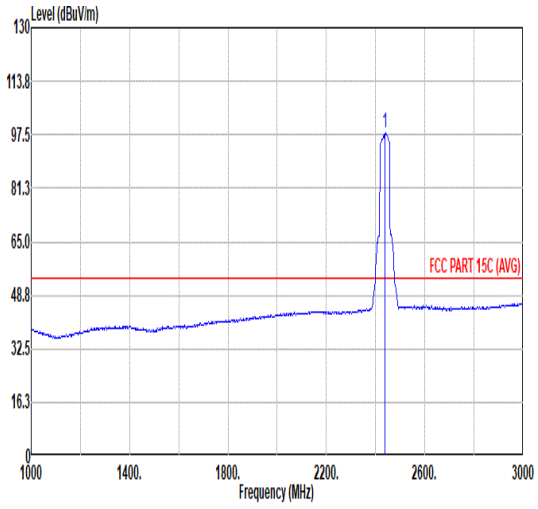 Freq Level Limit Line Over Limit Read Level Ant Factor Cable Loss Preamp Factor Aux Factor APos TPos Remark MHz dBuV/m dBuV/m dB dBuV dB/m dB dB dB cm deg 1 2437.00 97.91 ------ ------ 85.01 32.44 6.67 32.21 6.00 100 236 AVERAGE

Mode	11	
	Band Edge - R	
	2400-2483.5_802.11ax HE40_CH06_Full RU _2437MHz	
ANT	CDD 6+3	
Pol.	Vertical	Fundamental
Peak	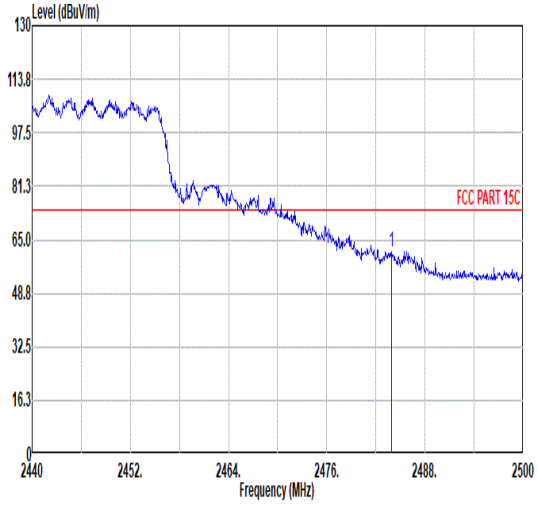 Freq Level Limit Line Over Limit Read Level Ant Factor Cable Loss Preamp Factor Aux Factor APos TPos Remark MHz dBuV/m dBuV/m dB dBuV dB/m dB dB dB cm deg 1 2483.92 61.55 74.00 -12.45 48.45 32.60 6.73 32.23 6.00 100 236 PEAK	Blank
Avg	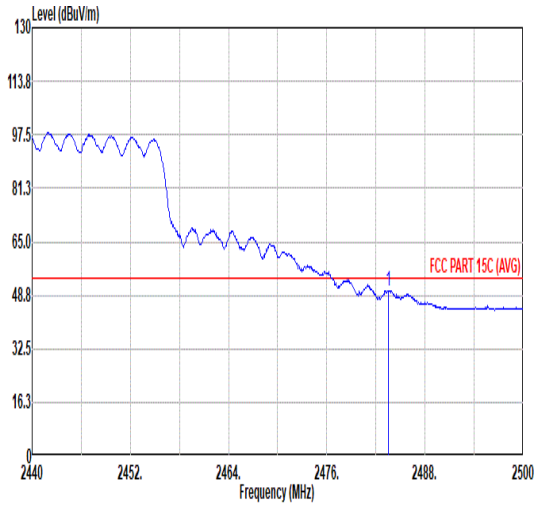 Freq Level Limit Line Over Limit Read Level Ant Factor Cable Loss Preamp Factor Aux Factor APos TPos Remark MHz dBuV/m dBuV/m dB dBuV dB/m dB dB dB cm deg 1 2483.56 50.06 54.00 -3.94 36.96 32.60 6.73 32.23 6.00 100 236 AVERAGE	Blank

Mode	11	
	Harmonic	
	2400-2483.5_802.11ax HE40_CH06_Full RU _2437MHz	
ANT	CDD 6+3	
Pol.	Horizontal	Vertical
Peak Avg	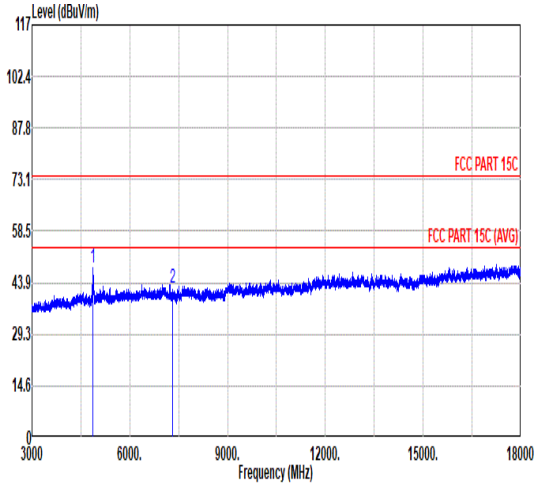 Freq Level Limit Line Over Limit Read Level Ant Factor Cable Loss Preamp Factor Aux Factor APos TPos Remark MHz dBuV/m dBuV/m dB dBuV dB/m dB dB dB cm deg 1 4874.00 47.97 74.00 -26.03 67.21 33.90 10.34 63.48 0.00 --- --- PEAK 2 7311.00 42.28 74.00 -31.72 57.58 35.59 12.78 63.67 0.00 --- --- PEAK	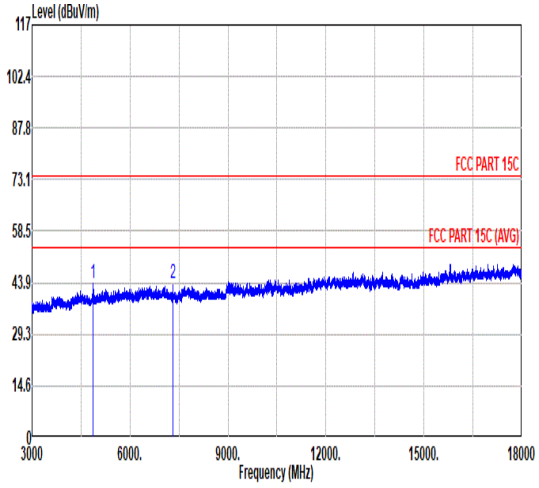 Freq Level Limit Line Over Limit Read Level Ant Factor Cable Loss Preamp Factor Aux Factor APos TPos Remark MHz dBuV/m dBuV/m dB dBuV dB/m dB dB dB cm deg 1 4874.00 43.84 74.00 -30.16 63.08 33.90 10.34 63.48 0.00 --- --- PEAK 2 7311.00 43.90 74.00 -30.10 59.20 35.59 12.78 63.67 0.00 --- --- PEAK

Mode	12	
	Band Edge - L	
	2400-2483.5_802.11ax HE40_CH09_Full RU _2452MHz	
ANT	CDD 6+3	
Pol.	Horizontal	Fundamental
Peak	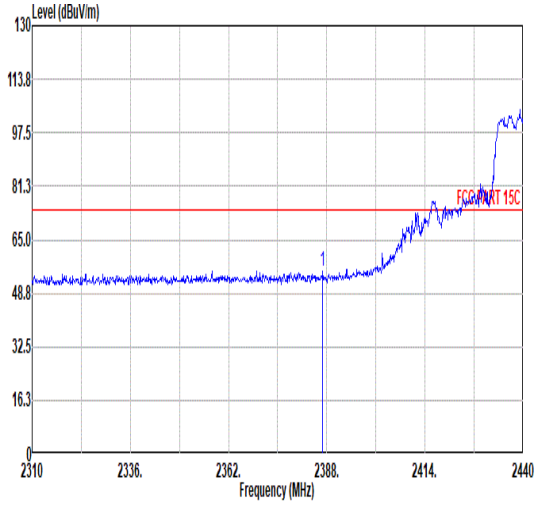 Freq Level Limit Line Over Limit Read Level Ant Factor Cable Loss Preamp Factor Aux Factor APos TPos Remark MHz dBuV/m dBuV/m dB dBuV dB/m dB dB dB cm deg 1 2386.96 55.62 74.00 -18.38 42.76 32.44 6.60 32.18 6.00 246 335 PEAK	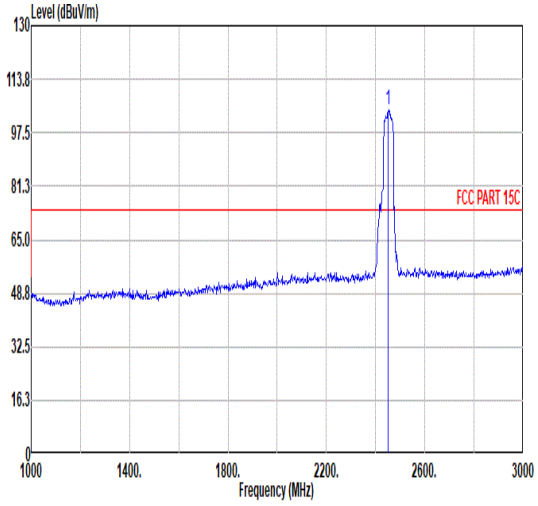 Freq Level Limit Line Over Limit Read Level Ant Factor Cable Loss Preamp Factor Aux Factor APos TPos Remark MHz dBuV/m dBuV/m dB dBuV dB/m dB dB dB cm deg 1 2452.00 104.49 ------ ------ 91.59 32.42 6.69 32.21 6.00 246 335 PEAK
Avg	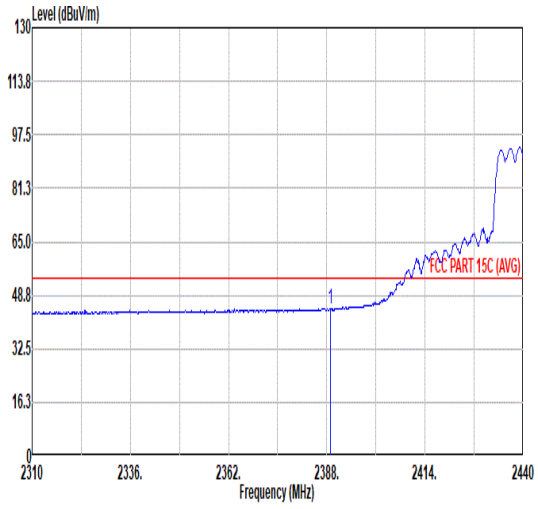 Freq Level Limit Line Over Limit Read Level Ant Factor Cable Loss Preamp Factor Aux Factor APos TPos Remark MHz dBuV/m dBuV/m dB dBuV dB/m dB dB dB cm deg 1 2388.91 44.78 54.00 -9.22 31.89 32.47 6.60 32.18 6.00 246 335 AVERAGE	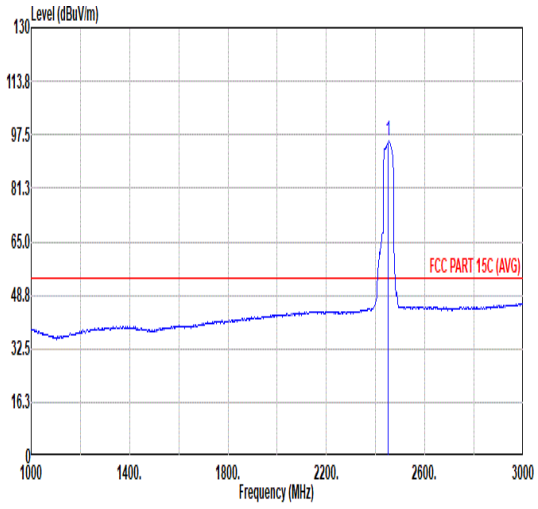 Freq Level Limit Line Over Limit Read Level Ant Factor Cable Loss Preamp Factor Aux Factor APos TPos Remark MHz dBuV/m dBuV/m dB dBuV dB/m dB dB dB cm deg 1 2452.00 95.48 ------ ------ 82.58 32.42 6.69 32.21 6.00 246 335 AVERAGE

Mode	12	
	Band Edge - R	
	2400-2483.5_802.11ax HE40_CH09_Full RU _2452MHz	
ANT	CDD 6+3	
Pol.	Horizontal	Fundamental
Peak	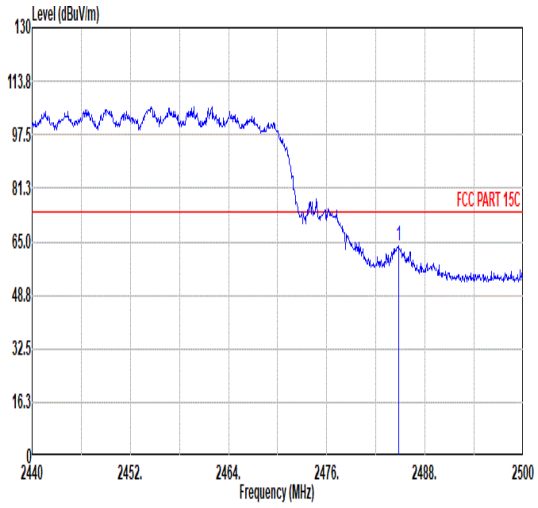 Freq Level Limit Line Over Limit Read Level Ant Factor Cable Loss Preamp Factor Aux Factor APos TPos Remark MHz dBuV/m dBuV/m dB dBuV dB/m dB dB dB cm deg 1 2484.76 63.59 74.00 -10.41 50.48 32.61 6.73 32.23 6.00 246 335 PEAK	Blank
Avg	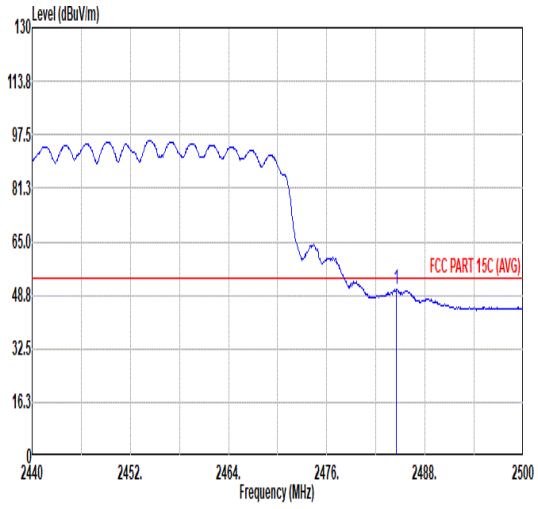 Freq Level Limit Line Over Limit Read Level Ant Factor Cable Loss Preamp Factor Aux Factor APos TPos Remark MHz dBuV/m dBuV/m dB dBuV dB/m dB dB dB cm deg 1 2484.52 50.33 54.00 -3.67 37.22 32.61 6.73 32.23 6.00 246 335 AVERAGE	Blank

Mode	12	
	Band Edge - L	
	2400-2483.5_802.11ax HE40_CH09_Full RU _2452MHz	
ANT	CDD 6+3	
Pol.	Vertical	Fundamental
Peak	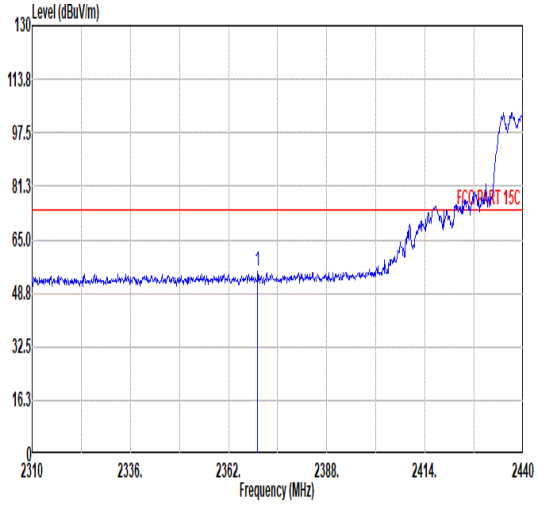 Freq Level Limit Line Over Limit Read Level Ant Factor Cable Loss Preamp Factor Aux Factor APos TPos Remark MHz dBuV/m dBuV/m dB dBuV dB/m dB dB dB cm deg 1 2369.67 55.30 74.00 -18.70 42.68 32.24 6.57 32.19 6.00 100 232 PEAK	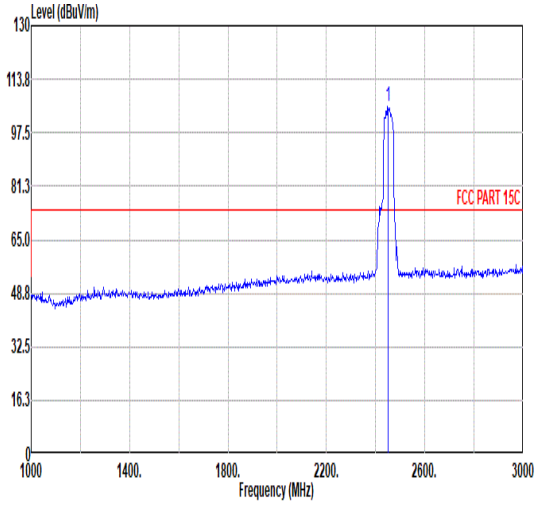 Freq Level Limit Line Over Limit Read Level Ant Factor Cable Loss Preamp Factor Aux Factor APos TPos Remark MHz dBuV/m dBuV/m dB dBuV dB/m dB dB dB cm deg 1 2452.00 105.70 ------ ------ 92.81 32.42 6.68 32.21 6.00 100 232 PEAK
Avg	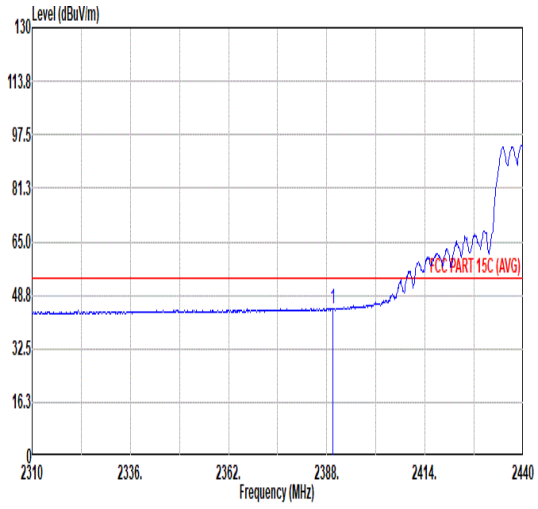 Freq Level Limit Line Over Limit Read Level Ant Factor Cable Loss Preamp Factor Aux Factor APos TPos Remark MHz dBuV/m dBuV/m dB dBuV dB/m dB dB dB cm deg 1 2389.69 44.65 54.00 -9.35 31.75 32.48 6.60 32.18 6.00 100 232 AVERAGE	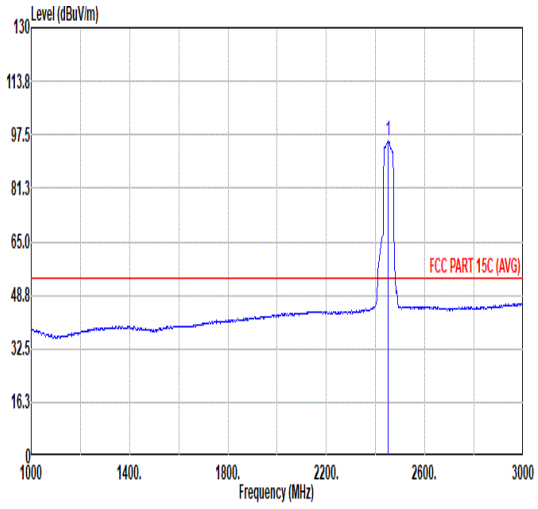 Freq Level Limit Line Over Limit Read Level Ant Factor Cable Loss Preamp Factor Aux Factor APos TPos Remark MHz dBuV/m dBuV/m dB dBuV dB/m dB dB dB cm deg 1 2452.00 95.85 ------ ------ 82.97 32.40 6.69 32.21 6.00 100 232 AVERAGE

Mode	12	
	Band Edge - R	
	2400-2483.5_802.11ax HE40_CH09_Full RU _2452MHz	
ANT	CDD 6+3	
Pol.	Vertical	Fundamental
Peak	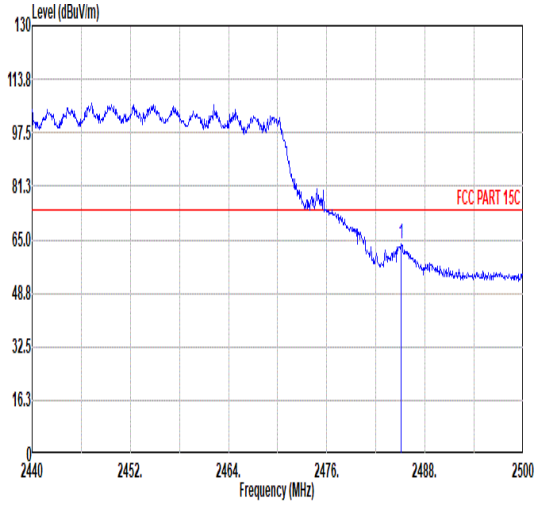 Limit Over Read Ant Cable Preamp Aux APos TPos Freq Level Line Limit Level Factor Loss Factor Factor Remark MHz dBuV/m dBuV/m dB dBuV dB/m dB dB dB cm deg 1 2485.12 63.57 74.00 -10.43 50.45 32.61 6.74 32.23 6.00 100 232 PEAK	Blank
Avg	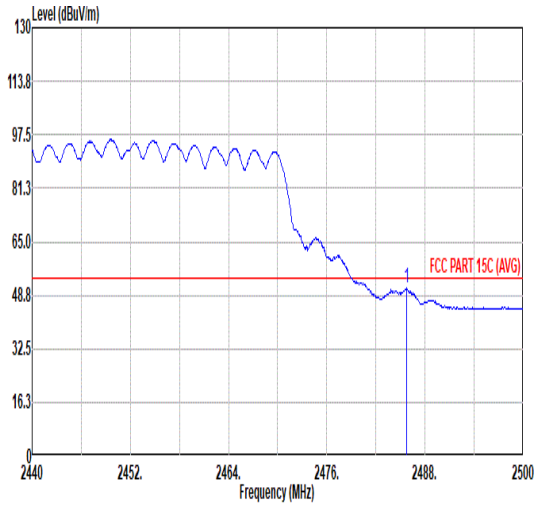 Limit Over Read Ant Cable Preamp Aux APos TPos Freq Level Line Limit Level Factor Loss Factor Factor Remark MHz dBuV/m dBuV/m dB dBuV dB/m dB dB dB cm deg 1 2485.72 50.83 54.00 -3.17 37.71 32.61 6.74 32.23 6.00 100 232 AVERAGE	Blank

Mode	12	
	Harmonic	
	2400-2483.5_802.11ax HE40_CH09_Full RU _2452MHz	
ANT	CDD 6+3	
Pol.	Horizontal	Vertical
Peak Avg	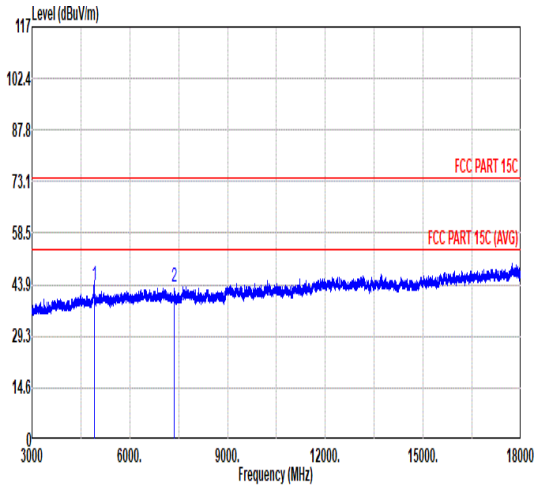 Freq Level Limit Line Over Limit Read Level Ant Factor Cable Loss Preamp Factor Aux Factor APos TPos Remark MHz dBuV/m dBuV/m dB dBuV dB/m dB dB dB cm deg 1 4904.00 43.62 74.00 -30.38 62.83 33.90 10.37 63.48 0.00 --- --- PEAK 2 7356.00 43.28 74.00 -30.72 58.60 35.54 12.84 63.70 0.00 --- --- PEAK	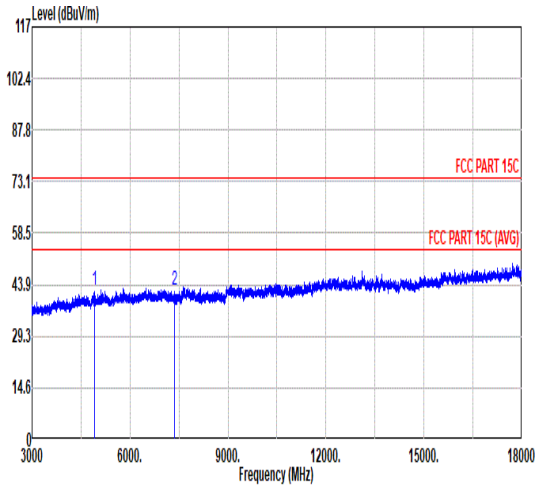 Freq Level Limit Line Over Limit Read Level Ant Factor Cable Loss Preamp Factor Aux Factor APos TPos Remark MHz dBuV/m dBuV/m dB dBuV dB/m dB dB dB cm deg 1 4904.00 42.33 74.00 -31.67 61.54 33.90 10.37 63.48 0.00 --- --- PEAK 2 7356.00 42.59 74.00 -31.41 57.91 35.54 12.84 63.70 0.00 --- --- PEAK

Mode	13	
	Band Edge	
	2400-2483.5_802.11ax HE20_CH01_ RU26/0_2412MHz	
ANT	CDD 6+3	
Pol.	Horizontal	Fundamental
Peak	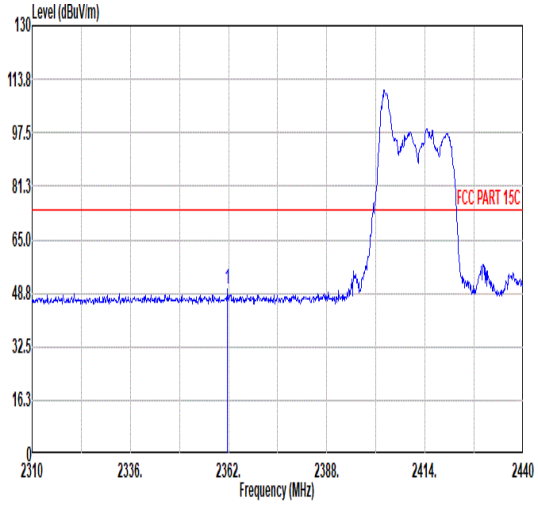 Freq Level Limit Line Over Limit Read Level Ant Factor Cable Loss Preamp Factor Aux Factor APos TPos Remark MHz dBuV/m dBuV/m dB dBuV dB/m dB dB dB cm deg 1 2361.74 49.83 74.00 -24.17 42.16 31.79 7.12 37.24 6.00 111 138 PEAK	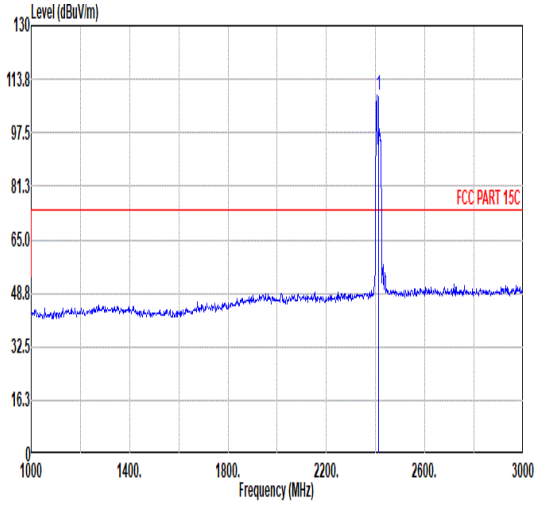 Freq Level Limit Line Over Limit Read Level Ant Factor Cable Loss Preamp Factor Aux Factor APos TPos Remark MHz dBuV/m dBuV/m dB dBuV dB/m dB dB dB cm deg 1 2412.00 109.01 ------ ------ 101.13 31.91 7.19 37.22 6.00 111 138 PEAK
Avg	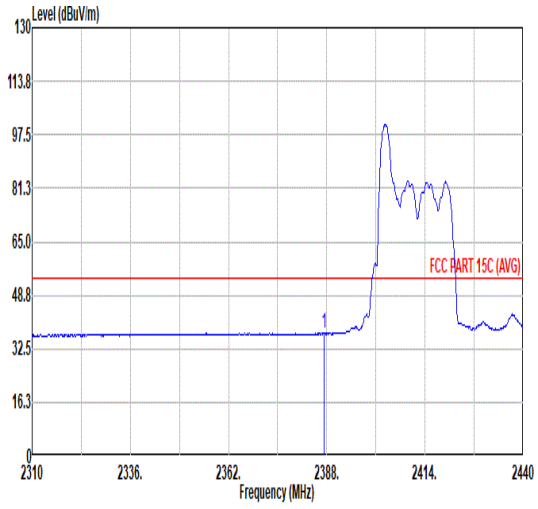 Freq Level Limit Line Over Limit Read Level Ant Factor Cable Loss Preamp Factor Aux Factor APos TPos Remark MHz dBuV/m dBuV/m dB dBuV dB/m dB dB dB cm deg 1 2387.22 37.29 54.00 -16.71 29.50 31.86 7.16 37.23 6.00 111 138 AVERAGE	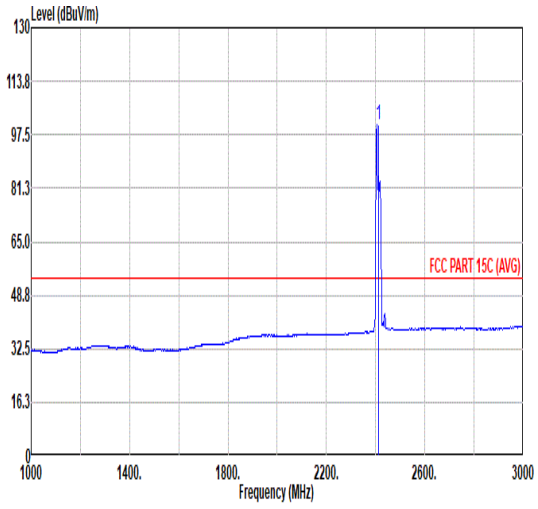 Freq Level Limit Line Over Limit Read Level Ant Factor Cable Loss Preamp Factor Aux Factor APos TPos Remark MHz dBuV/m dBuV/m dB dBuV dB/m dB dB dB cm deg 1 2412.00 100.37 ------ ------ 92.49 31.91 7.19 37.22 6.00 111 138 AVERAGE

Mode	13	
	Band Edge	
	2400-2483.5_802.11ax HE20_CH01_ RU26/0_2412MHz	
ANT	CDD 6+3	
Pol.	Vertical	Fundamental
Peak	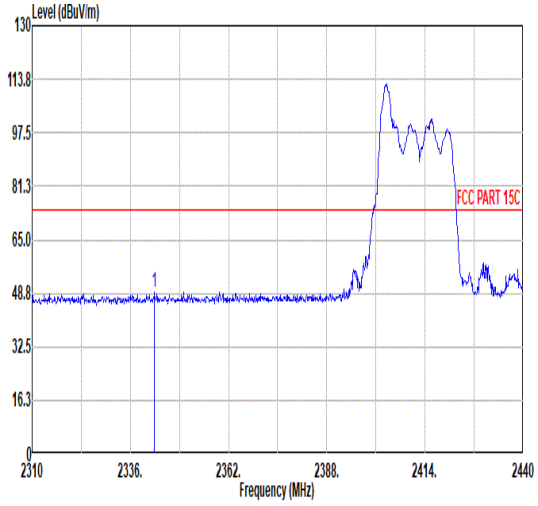 Freq Level Limit Line Over Limit Read Level Ant Factor Cable Loss Preamp Factor Aux Factor APos TPos Remark MHz dBuV/m dBuV/m dB dBuV dB/m dB dB dB cm deg 1 2342.37 48.90 74.00 -25.10 41.33 31.73 7.09 37.25 6.00 100 88 PEAK	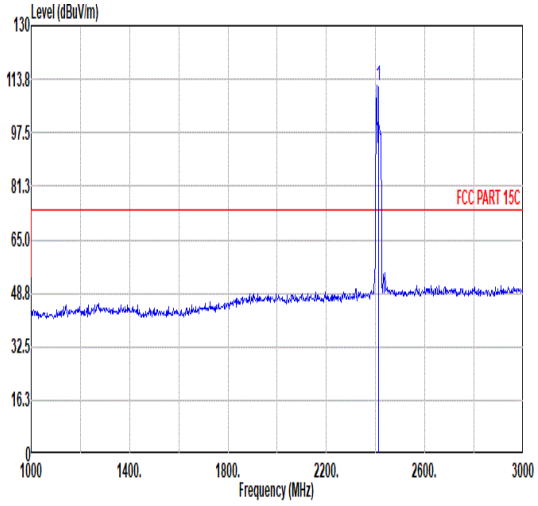 Freq Level Limit Line Over Limit Read Level Ant Factor Cable Loss Preamp Factor Aux Factor APos TPos Remark MHz dBuV/m dBuV/m dB dBuV dB/m dB dB dB cm deg 1 2412.00 111.64 ------ ------ 103.76 31.91 7.19 37.22 6.00 100 88 PEAK
Avg	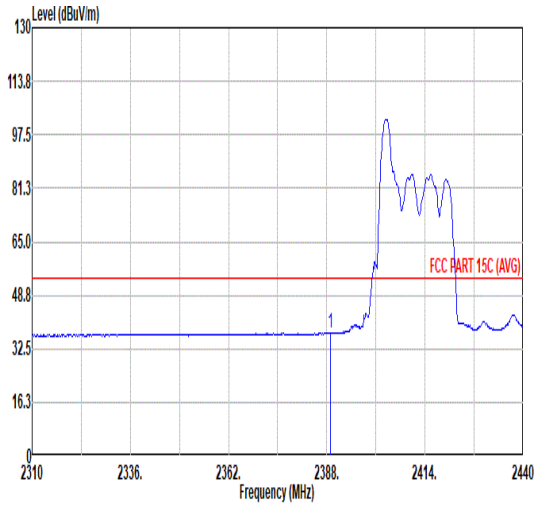 Freq Level Limit Line Over Limit Read Level Ant Factor Cable Loss Preamp Factor Aux Factor APos TPos Remark MHz dBuV/m dBuV/m dB dBuV dB/m dB dB dB cm deg 1 2388.91 37.29 54.00 -16.71 29.49 31.87 7.16 37.23 6.00 100 88 AVERAGE	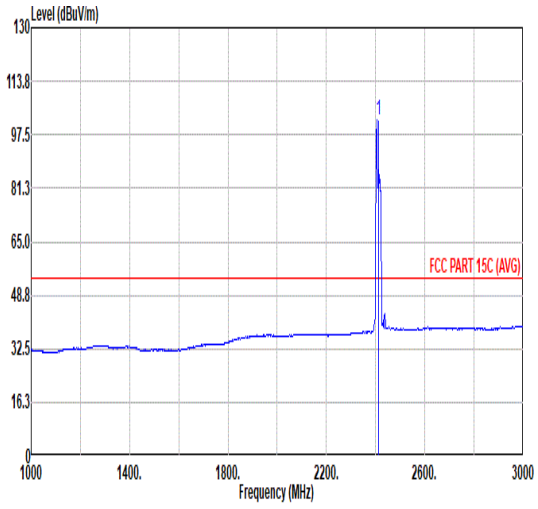 Freq Level Limit Line Over Limit Read Level Ant Factor Cable Loss Preamp Factor Aux Factor APos TPos Remark MHz dBuV/m dBuV/m dB dBuV dB/m dB dB dB cm deg 1 2412.00 102.06 ------ ------ 94.18 31.91 7.19 37.22 6.00 100 88 AVERAGE

Mode	14	
	Band Edge	
	2400-2483.5_802.11ax HE20_CH01_RU52/37_2412MHz	
ANT	CDD 6+3	
Pol.	Horizontal	Fundamental
Peak	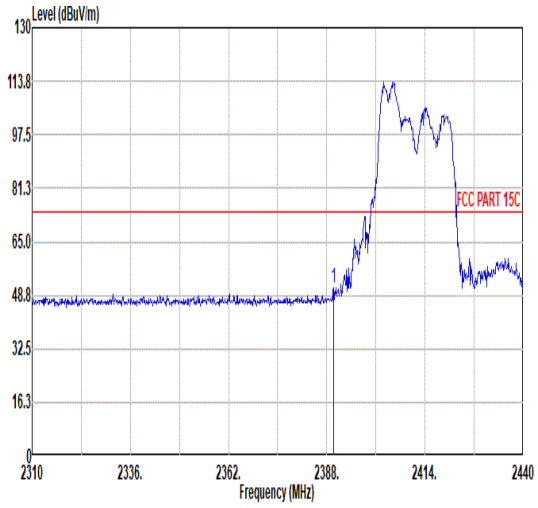 Freq Level Limit Line Over Limit Read Level Ant Factor Cable Loss Preamp Factor Aux Factor APos TPos Remark MHz dBuV/m dBuV/m dB dBuV dB/m dB dB dB cm deg 1 2389.82 51.05 74.00 -22.95 43.25 31.87 7.16 37.23 6.00 313 141 PEAK	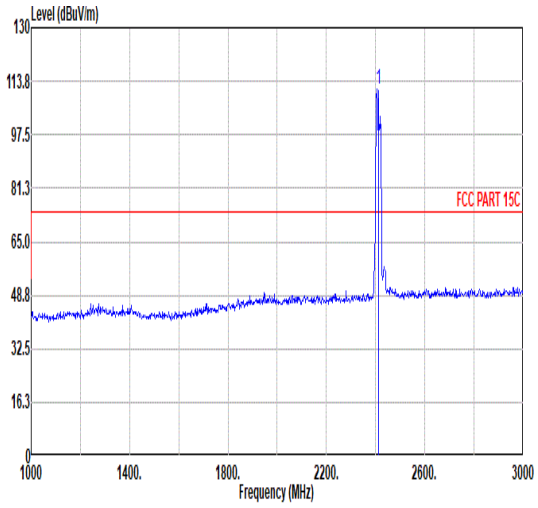 Freq Level Limit Line Over Limit Read Level Ant Factor Cable Loss Preamp Factor Aux Factor APos TPos Remark MHz dBuV/m dBuV/m dB dBuV dB/m dB dB dB cm deg 1 2412.00 111.54 ------ ------ 103.65 31.92 7.19 37.22 6.00 313 141 PEAK
Avg	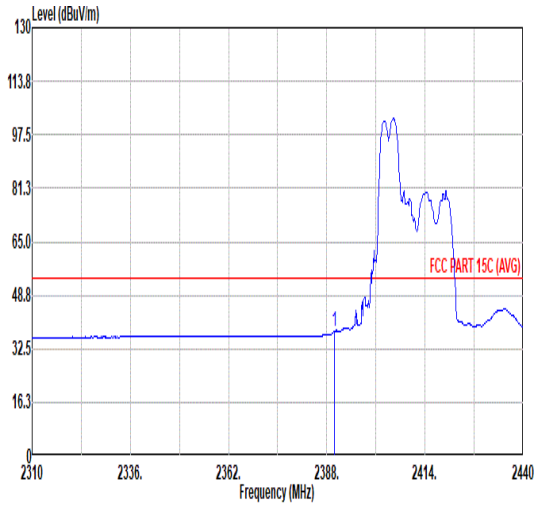 Freq Level Limit Line Over Limit Read Level Ant Factor Cable Loss Preamp Factor Aux Factor APos TPos Remark MHz dBuV/m dBuV/m dB dBuV dB/m dB dB dB cm deg 1 2389.95 37.76 54.00 -16.24 29.96 31.87 7.16 37.23 6.00 313 141 AVERAGE	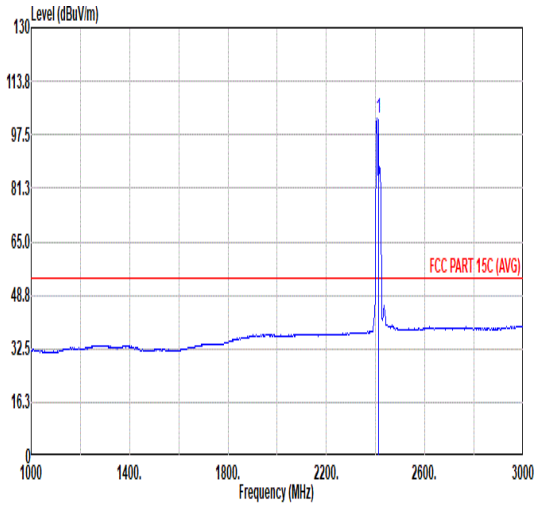 Freq Level Limit Line Over Limit Read Level Ant Factor Cable Loss Preamp Factor Aux Factor APos TPos Remark MHz dBuV/m dBuV/m dB dBuV dB/m dB dB dB cm deg 1 2412.00 102.49 ------ ------ 94.60 31.92 7.19 37.22 6.00 313 141 AVERAGE

Mode	14	
	Band Edge	
	2400-2483.5_802.11ax HE20_CH01_RU52/37_2412MHz	
ANT	CDD 6+3	
Pol.	Vertical	Fundamental
Peak	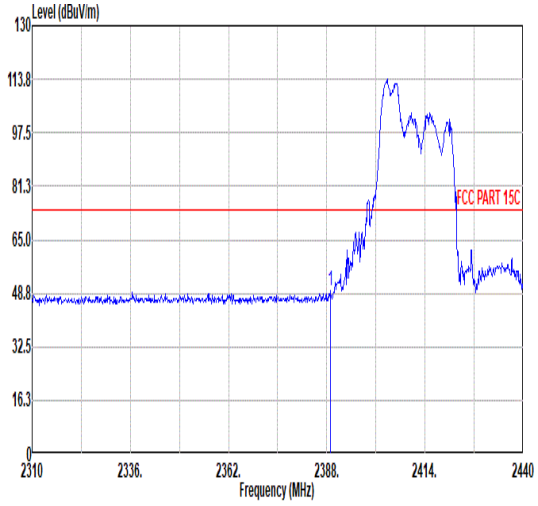 Freq Level Limit Line Over Limit Read Level Ant Factor Cable Loss Preamp Factor Aux Factor APos TPos Remark MHz dBuV/m dBuV/m dB dBuV dB/m dB dB dB cm deg 1 2389.04 49.44 74.00 -24.56 41.64 31.87 7.16 37.23 6.00 148 79 PEAK	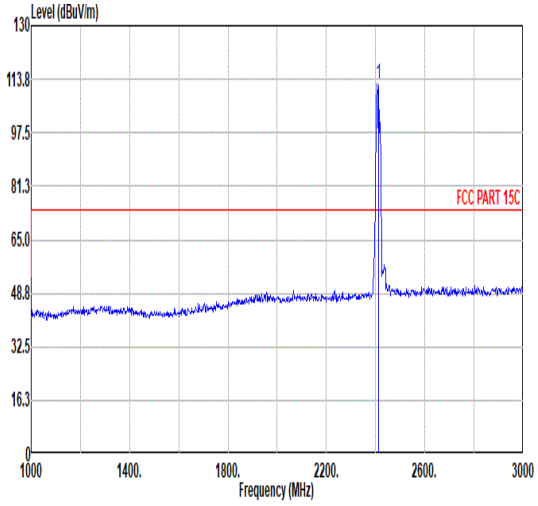 Freq Level Limit Line Over Limit Read Level Ant Factor Cable Loss Preamp Factor Aux Factor APos TPos Remark MHz dBuV/m dBuV/m dB dBuV dB/m dB dB dB cm deg 1 2412.00 112.47 ------ ------ 104.59 31.91 7.19 37.22 6.00 148 79 PEAK
Avg	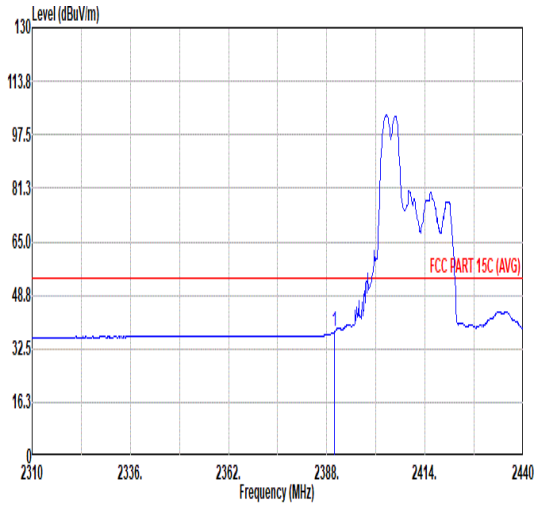 Freq Level Limit Line Over Limit Read Level Ant Factor Cable Loss Preamp Factor Aux Factor APos TPos Remark MHz dBuV/m dBuV/m dB dBuV dB/m dB dB dB cm deg 1 2389.95 37.58 54.00 -16.42 29.78 31.87 7.16 37.23 6.00 148 79 AVERAGE	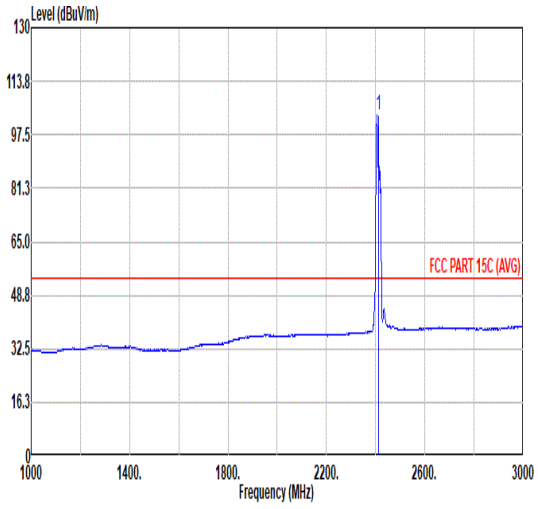 Freq Level Limit Line Over Limit Read Level Ant Factor Cable Loss Preamp Factor Aux Factor APos TPos Remark MHz dBuV/m dBuV/m dB dBuV dB/m dB dB dB cm deg 1 2412.00 103.56 ------ ------ 95.68 31.91 7.19 37.22 6.00 148 79 AVERAGE

Mode	15	
	Band Edge	
	2400-2483.5_802.11ax HE20_CH01_RU106/53_2412MHz	
ANT	CDD 6+3	
Pol.	Horizontal	Fundamental
Peak	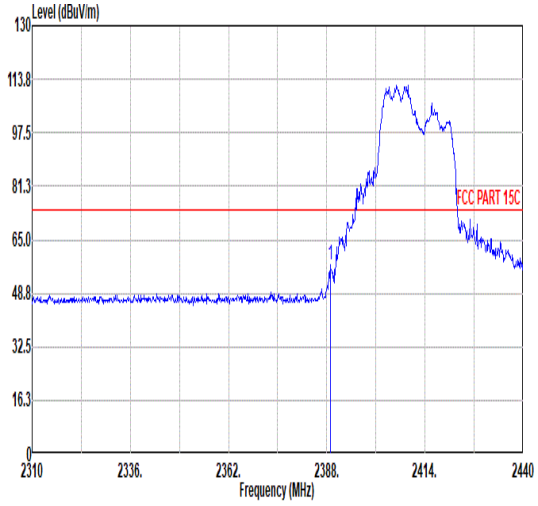 Freq Level Limit Line Over Limit Read Level Ant Factor Cable Loss Preamp Factor Aux Factor APos TPos Remark MHz dBuV/m dBuV/m dB dBuV dB/m dB dB dB cm deg 1 2388.91 57.37 74.00 -16.63 49.57 31.87 7.16 37.23 6.00 310 199 PEAK	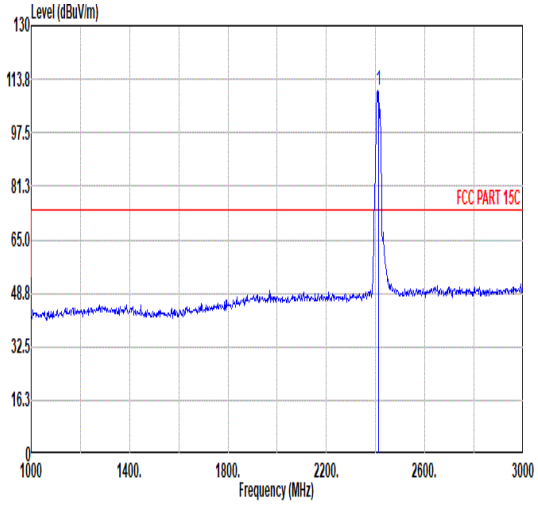 Freq Level Limit Line Over Limit Read Level Ant Factor Cable Loss Preamp Factor Aux Factor APos TPos Remark MHz dBuV/m dBuV/m dB dBuV dB/m dB dB dB cm deg 1 2412.00 110.37 ------ ------ 102.46 31.93 7.20 37.22 6.00 310 199 PEAK
Avg	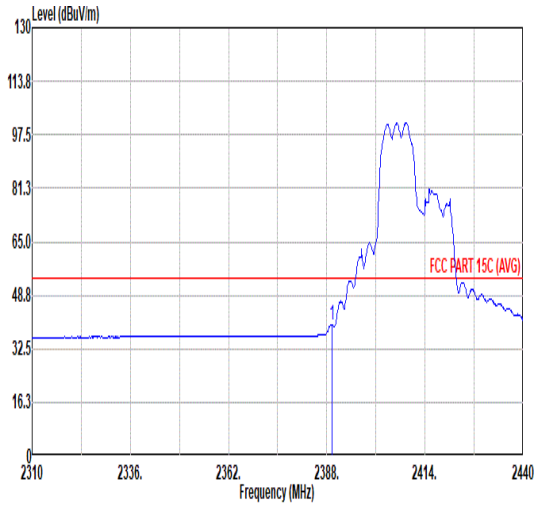 Freq Level Limit Line Over Limit Read Level Ant Factor Cable Loss Preamp Factor Aux Factor APos TPos Remark MHz dBuV/m dBuV/m dB dBuV dB/m dB dB dB cm deg 1 2389.30 39.97 54.00 -14.03 32.17 31.87 7.16 37.23 6.00 310 199 AVERAGE	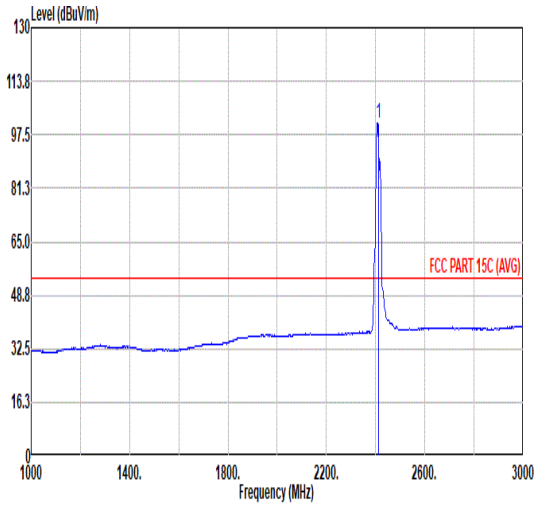 Freq Level Limit Line Over Limit Read Level Ant Factor Cable Loss Preamp Factor Aux Factor APos TPos Remark MHz dBuV/m dBuV/m dB dBuV dB/m dB dB dB cm deg 1 2412.00 101.29 ------ ------ 93.38 31.93 7.20 37.22 6.00 310 199 AVERAGE

Mode	15	
	Band Edge	
	2400-2483.5_802.11ax HE20_CH01_RU106/53_2412MHz	
ANT	CDD 6+3	
Pol.	Vertical	Fundamental
Peak	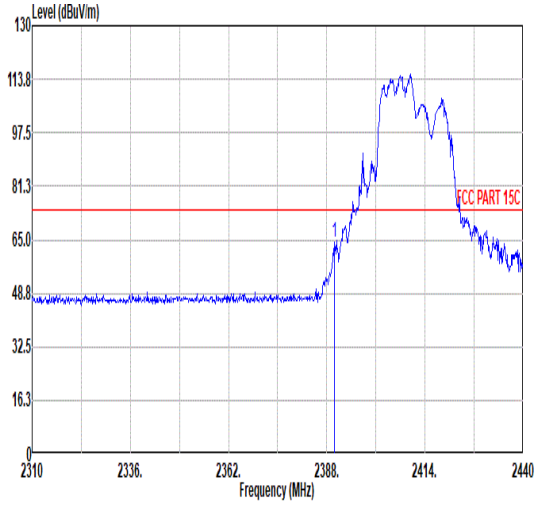 Freq Level Limit Line Over Limit Read Level Ant Factor Cable Loss Preamp Factor Aux Factor APos TPos Remark MHz dBuV/m dBuV/m dB dBuV dB/m dB dB dB cm deg 1 2389.95 64.10 74.00 -9.90 56.30 31.87 7.16 37.23 6.00 193 86 PEAK	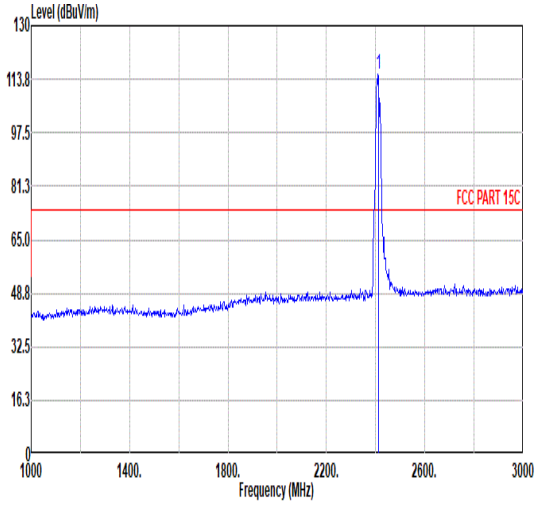 Freq Level Limit Line Over Limit Read Level Ant Factor Cable Loss Preamp Factor Aux Factor APos TPos Remark MHz dBuV/m dBuV/m dB dBuV dB/m dB dB dB cm deg 1 2412.00 115.31 ------ ------ 107.42 31.92 7.19 37.22 6.00 193 86 PEAK
Avg	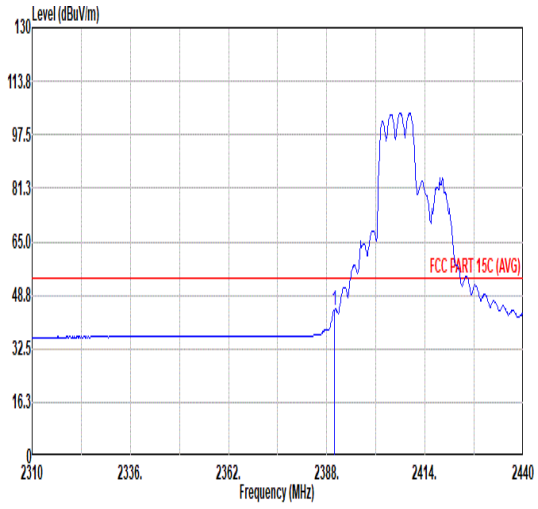 Freq Level Limit Line Over Limit Read Level Ant Factor Cable Loss Preamp Factor Aux Factor APos TPos Remark MHz dBuV/m dBuV/m dB dBuV dB/m dB dB dB cm deg 1 2389.95 44.20 54.00 -9.80 36.40 31.87 7.16 37.23 6.00 193 86 AVERAGE	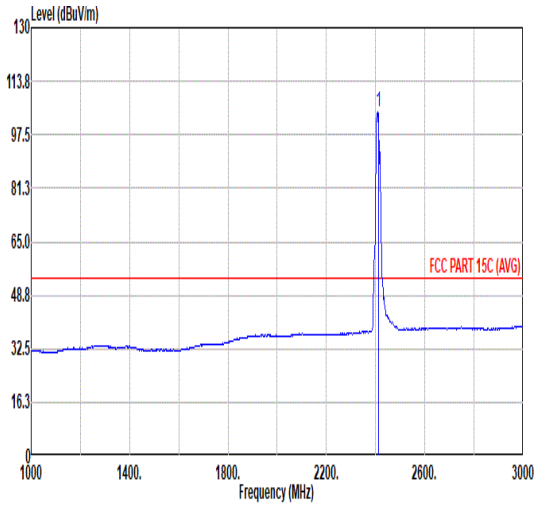 Freq Level Limit Line Over Limit Read Level Ant Factor Cable Loss Preamp Factor Aux Factor APos TPos Remark MHz dBuV/m dBuV/m dB dBuV dB/m dB dB dB cm deg 1 2412.00 104.46 ------ ------ 96.57 31.92 7.19 37.22 6.00 193 86 AVERAGE

Mode	16	
	Band Edge	
	2400-2483.5_802.11ax HE20_CH11_RU26/8_2462MHz	
ANT	CDD 6+3	
Pol.	Horizontal	Fundamental
Peak	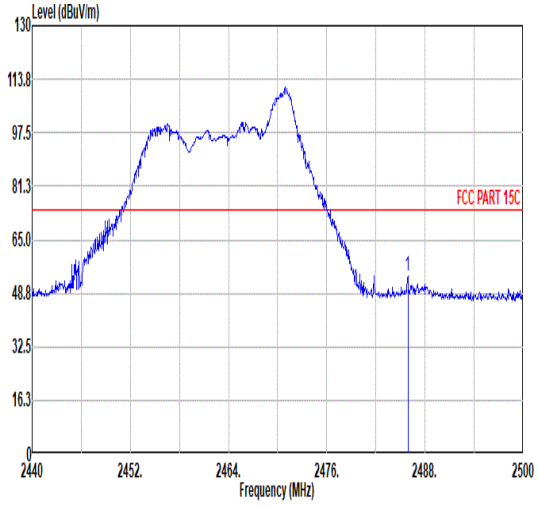 Freq Level Limit Line Over Limit Read Level Ant Factor Cable Loss Preamp Factor Aux Factor APos TPos Remark MHz dBuV/m dBuV/m dB dBuV dB/m dB dB dB cm deg 1 2485.90 53.76 74.00 -20.24 45.47 32.16 7.33 37.20 6.00 333 199 PEAK	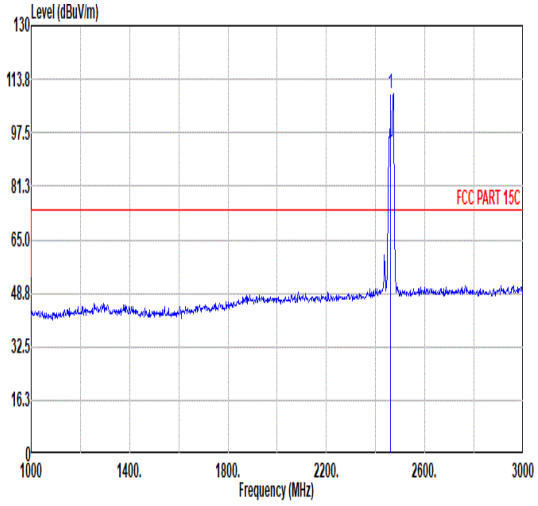 Freq Level Limit Line Over Limit Read Level Ant Factor Cable Loss Preamp Factor Aux Factor APos TPos Remark MHz dBuV/m dBuV/m dB dBuV dB/m dB dB dB cm deg 1 2462.00 109.33 ------ ------ 101.11 32.12 7.31 37.21 6.00 333 199 PEAK
Avg	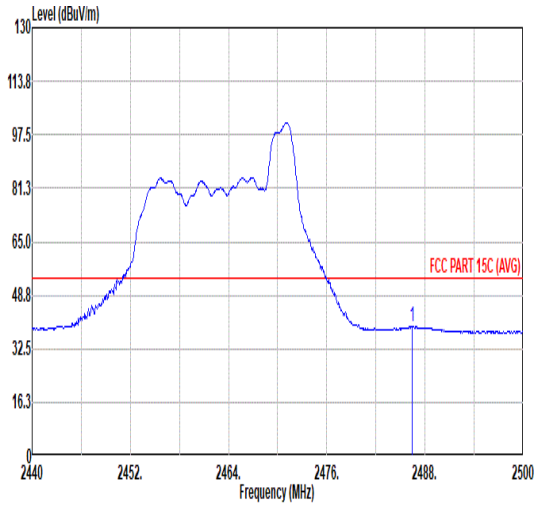 Freq Level Limit Line Over Limit Read Level Ant Factor Cable Loss Preamp Factor Aux Factor APos TPos Remark MHz dBuV/m dBuV/m dB dBuV dB/m dB dB dB cm deg 1 2486.44 39.31 54.00 -14.69 31.01 32.16 7.34 37.20 6.00 333 199 AVERAGE	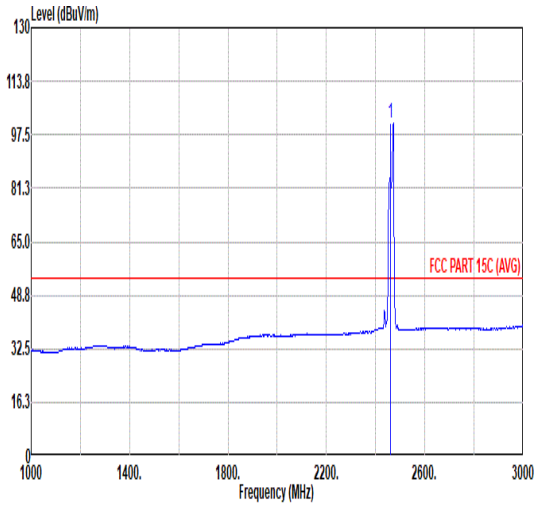 Freq Level Limit Line Over Limit Read Level Ant Factor Cable Loss Preamp Factor Aux Factor APos TPos Remark MHz dBuV/m dBuV/m dB dBuV dB/m dB dB dB cm deg 1 2462.00 100.86 ------ ------ 92.64 32.12 7.31 37.21 6.00 333 199 AVERAGE

Mode	16	
	Band Edge	
	2400-2483.5_802.11ax HE20_CH11_RU26/8_2462MHz	
ANT	CDD 6+3	
Pol.	Vertical	Fundamental
Peak	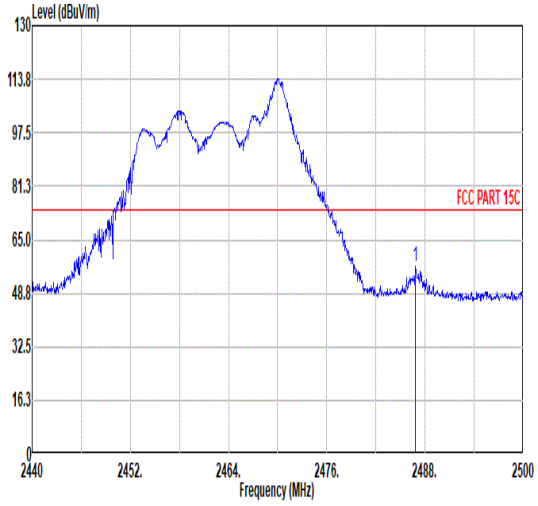 Freq Level Limit Line Over Limit Read Level Ant Factor Cable Loss Preamp Factor Aux Factor APos TPos Remark MHz dBuV/m dBuV/m dB dBuV dB/m dB dB dB cm deg 1 2486.86 56.94 74.00 -17.06 48.64 32.16 7.34 37.20 6.00 106 85 PEAK	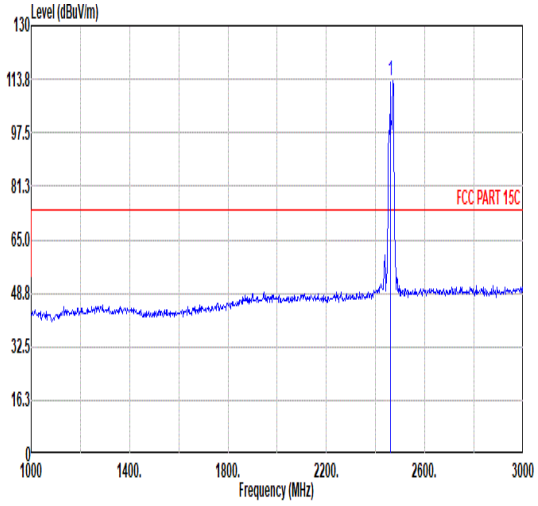 Freq Level Limit Line Over Limit Read Level Ant Factor Cable Loss Preamp Factor Aux Factor APos TPos Remark MHz dBuV/m dBuV/m dB dBuV dB/m dB dB dB cm deg 1 2462.00 113.55 ------ ------ 105.34 32.11 7.31 37.21 6.00 106 85 PEAK
Avg	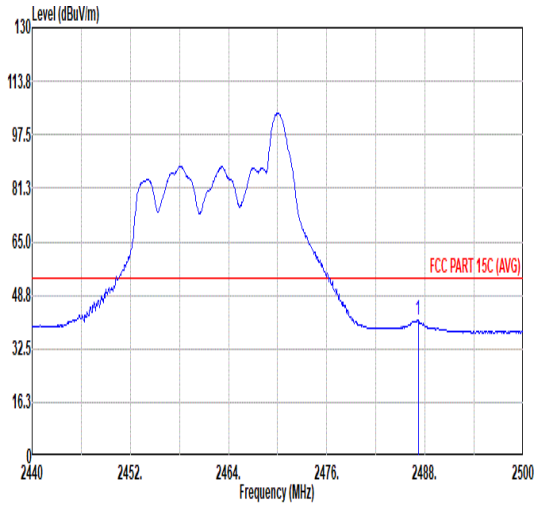 Freq Level Limit Line Over Limit Read Level Ant Factor Cable Loss Preamp Factor Aux Factor APos TPos Remark MHz dBuV/m dBuV/m dB dBuV dB/m dB dB dB cm deg 1 2487.16 41.09 54.00 -12.91 32.79 32.16 7.34 37.20 6.00 106 85 AVERAGE	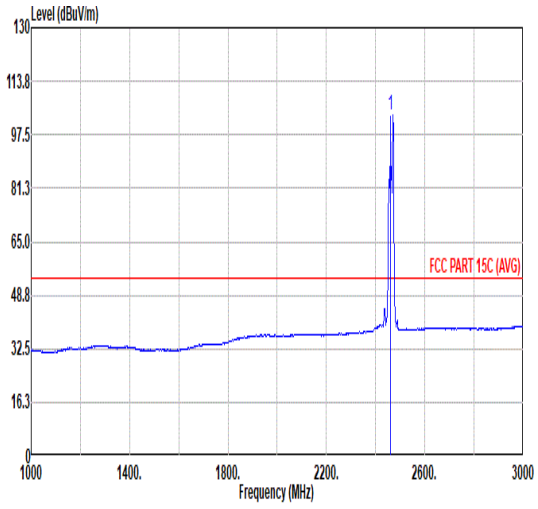 Freq Level Limit Line Over Limit Read Level Ant Factor Cable Loss Preamp Factor Aux Factor APos TPos Remark MHz dBuV/m dBuV/m dB dBuV dB/m dB dB dB cm deg 1 2462.00 103.70 ------ ------ 95.49 32.11 7.31 37.21 6.00 106 85 AVERAGE

Mode	17	
	Band Edge	
	2400-2483.5_802.11ax HE20_CH11_RU52/40_2462MHz	
ANT	CDD 6+3	
Pol.	Horizontal	Fundamental
Peak	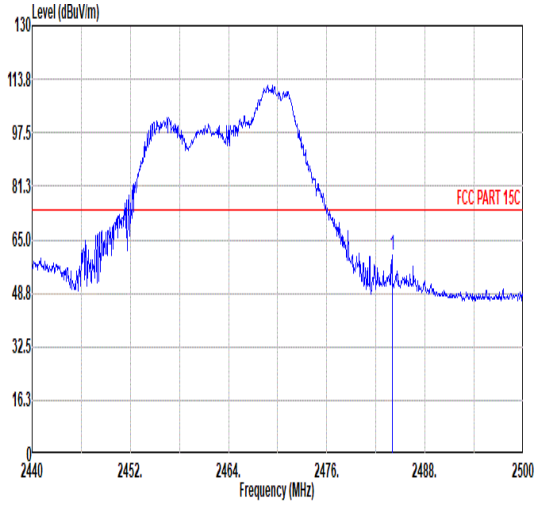 Freq Level Limit Line Over Limit Read Level Ant Factor Cable Loss Preamp Factor Aux Factor APos TPos Remark MHz dBuV/m dBuV/m dB dBuV dB/m dB dB dB cm deg 1 2483.98 60.12 74.00 -13.88 51.84 32.15 7.33 37.20 6.00 335 201 PEAK	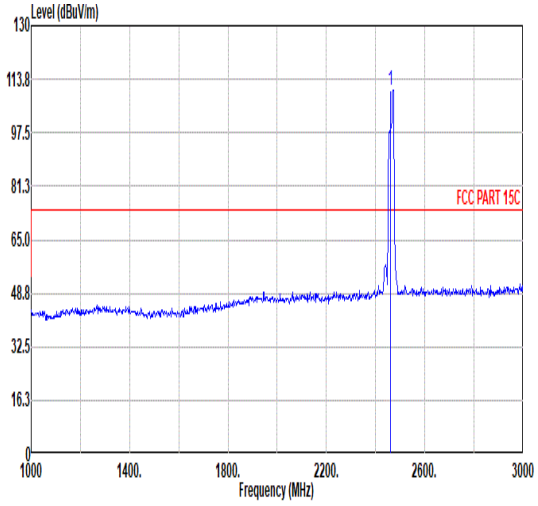 Freq Level Limit Line Over Limit Read Level Ant Factor Cable Loss Preamp Factor Aux Factor APos TPos Remark MHz dBuV/m dBuV/m dB dBuV dB/m dB dB dB cm deg 1 2462.00 110.32 ------ ------ 102.11 32.11 7.31 37.21 6.00 335 201 PEAK
Avg	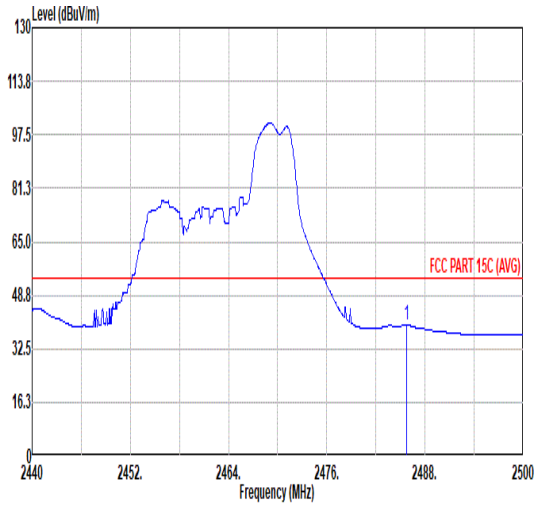 Freq Level Limit Line Over Limit Read Level Ant Factor Cable Loss Preamp Factor Aux Factor APos TPos Remark MHz dBuV/m dBuV/m dB dBuV dB/m dB dB dB cm deg 1 2485.72 39.73 54.00 -14.27 31.44 32.16 7.33 37.20 6.00 335 201 AVERAGE	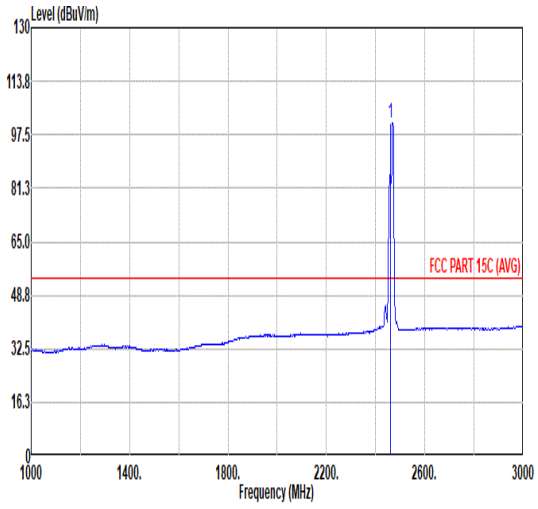 Freq Level Limit Line Over Limit Read Level Ant Factor Cable Loss Preamp Factor Aux Factor APos TPos Remark MHz dBuV/m dBuV/m dB dBuV dB/m dB dB dB cm deg 1 2462.00 101.26 ------ ------ 93.05 32.11 7.31 37.21 6.00 335 201 AVERAGE

Mode	17	
	Band Edge	
	2400-2483.5_802.11ax HE20_CH11_RU52/40_2462MHz	
ANT	CDD 6+3	
Pol.	Vertical	Fundamental
Peak	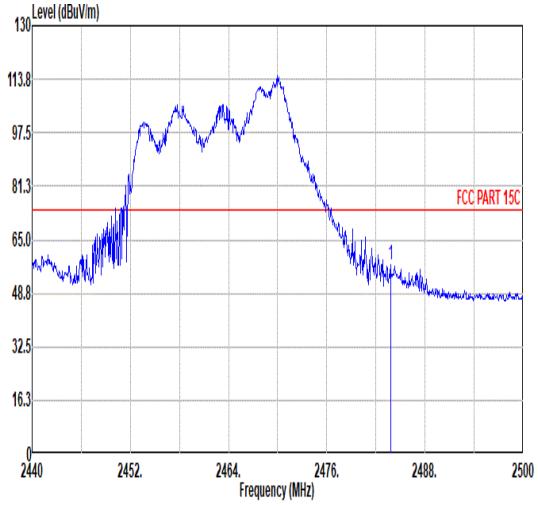 Freq Level Limit Line Over Limit Read Level Ant Factor Cable Loss Preamp Factor Aux Factor APos TPos Remark MHz dBuV/m dBuV/m dB dBuV dB/m dB dB dB cm deg 1 2483.80 57.44 74.00 -16.56 49.16 32.15 7.33 37.20 6.00 105 86 PEAK	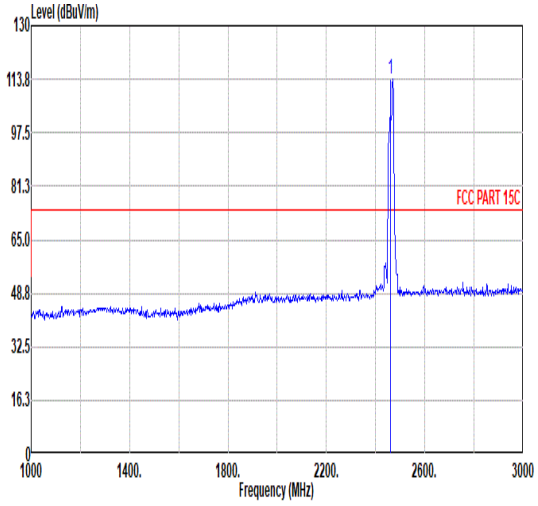 Freq Level Limit Line Over Limit Read Level Ant Factor Cable Loss Preamp Factor Aux Factor APos TPos Remark MHz dBuV/m dBuV/m dB dBuV dB/m dB dB dB cm deg 1 2462.00 114.00 ------ ------ 105.79 32.11 7.31 37.21 6.00 105 86 PEAK
Avg	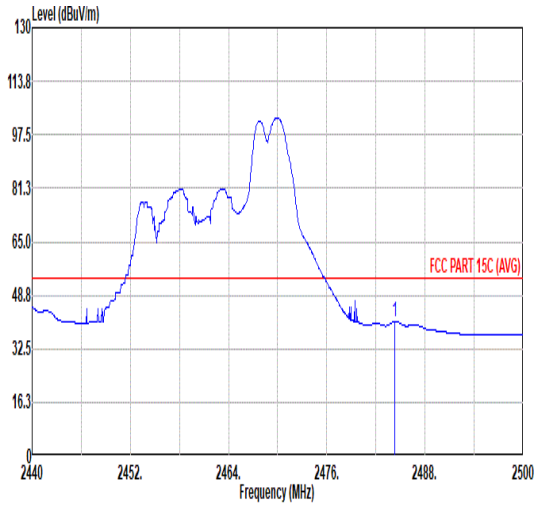 Freq Level Limit Line Over Limit Read Level Ant Factor Cable Loss Preamp Factor Aux Factor APos TPos Remark MHz dBuV/m dBuV/m dB dBuV dB/m dB dB dB cm deg 1 2484.34 40.83 54.00 -13.17 32.55 32.15 7.33 37.20 6.00 105 86 AVERAGE	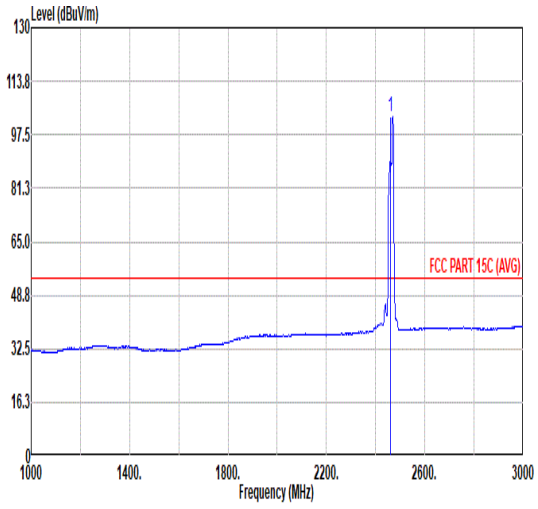 Freq Level Limit Line Over Limit Read Level Ant Factor Cable Loss Preamp Factor Aux Factor APos TPos Remark MHz dBuV/m dBuV/m dB dBuV dB/m dB dB dB cm deg 1 2462.00 102.80 ------ ------ 94.59 32.11 7.31 37.21 6.00 105 86 AVERAGE

Mode	18	
	Band Edge	
	2400-2483.5_802.11ax HE20_CH11_RU106/54_2462MHz	
ANT	CDD 6+3	
Pol.	Horizontal	Fundamental
Peak	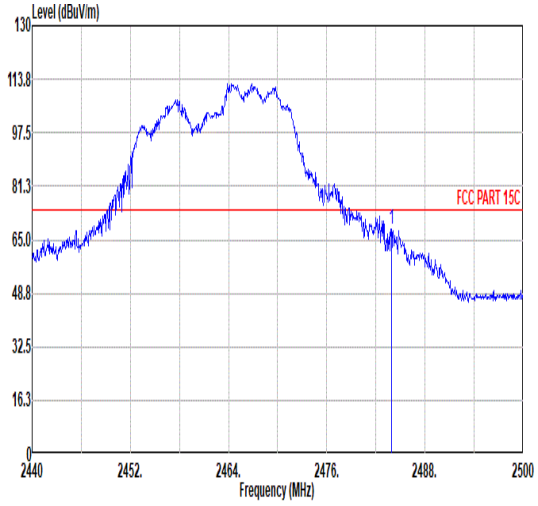 Freq Level Limit Line Over Limit Read Level Ant Factor Cable Loss Preamp Factor Aux Factor APos TPos Remark MHz dBuV/m dBuV/m dB dBuV dB/m dB dB dB cm deg 1 2483.92 68.33 74.00 -5.67 60.05 32.15 7.33 37.20 6.00 307 130 PEAK	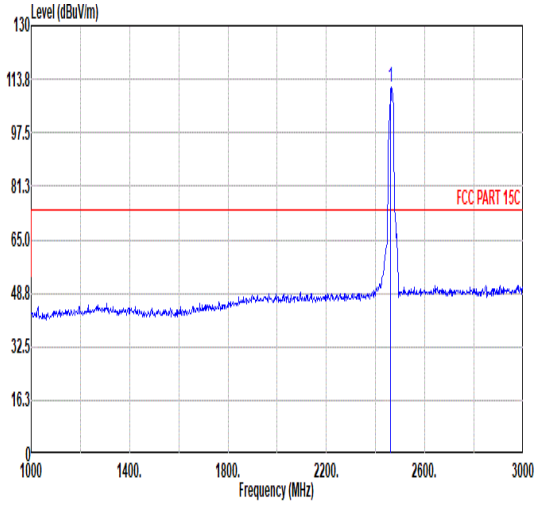 Freq Level Limit Line Over Limit Read Level Ant Factor Cable Loss Preamp Factor Aux Factor APos TPos Remark MHz dBuV/m dBuV/m dB dBuV dB/m dB dB dB cm deg 1 2462.00 111.49 ------ ------ 103.31 32.09 7.30 37.21 6.00 307 130 PEAK
Avg	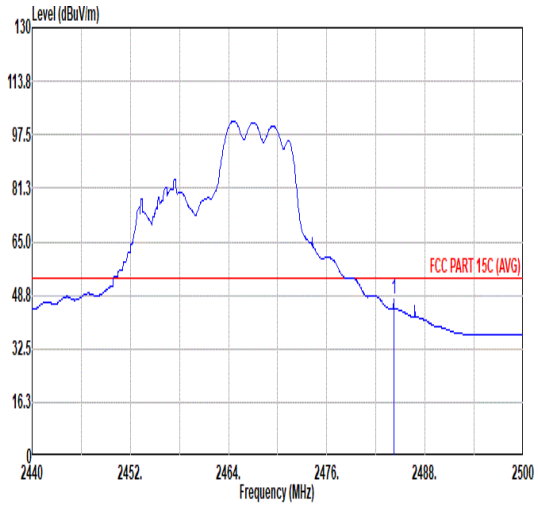 Freq Level Limit Line Over Limit Read Level Ant Factor Cable Loss Preamp Factor Aux Factor APos TPos Remark MHz dBuV/m dBuV/m dB dBuV dB/m dB dB dB cm deg 1 2484.16 47.44 54.00 -6.56 39.16 32.15 7.33 37.20 6.00 307 130 AVERAGE	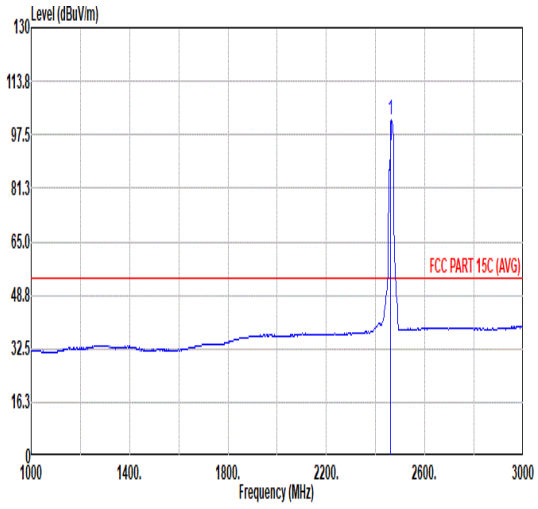 Freq Level Limit Line Over Limit Read Level Ant Factor Cable Loss Preamp Factor Aux Factor APos TPos Remark MHz dBuV/m dBuV/m dB dBuV dB/m dB dB dB cm deg 1 2462.00 101.87 ------ ------ 93.69 32.09 7.30 37.21 6.00 307 130 AVERAGE

Mode	18	
	Band Edge	
	2400-2483.5_802.11ax HE20_CH11_RU106/54_2462MHz	
ANT	CDD 6+3	
Pol.	Vertical	Fundamental
Peak	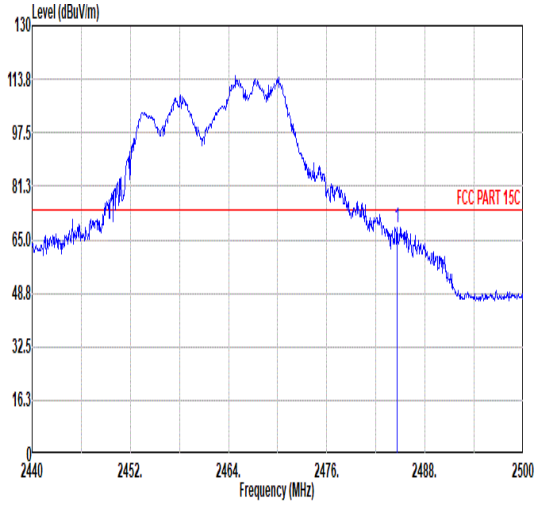 Freq Level Limit Line Over Limit Read Level Ant Factor Cable Loss Preamp Factor Aux Factor APos TPos Remark MHz dBuV/m dBuV/m dB dBuV dB/m dB dB dB cm deg 1 2484.58 68.62 74.00 -5.38 60.34 32.15 7.33 37.20 6.00 106 85 PEAK	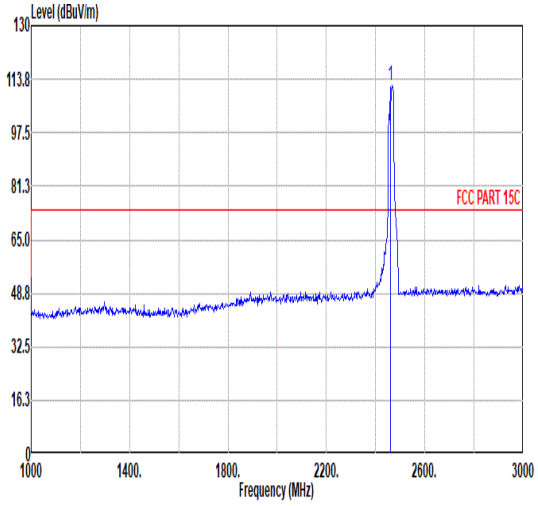 Freq Level Limit Line Over Limit Read Level Ant Factor Cable Loss Preamp Factor Aux Factor APos TPos Remark MHz dBuV/m dBuV/m dB dBuV dB/m dB dB dB cm deg 1 2462.00 111.92 ------ ------ 103.73 32.10 7.30 37.21 6.00 106 85 PEAK
Avg	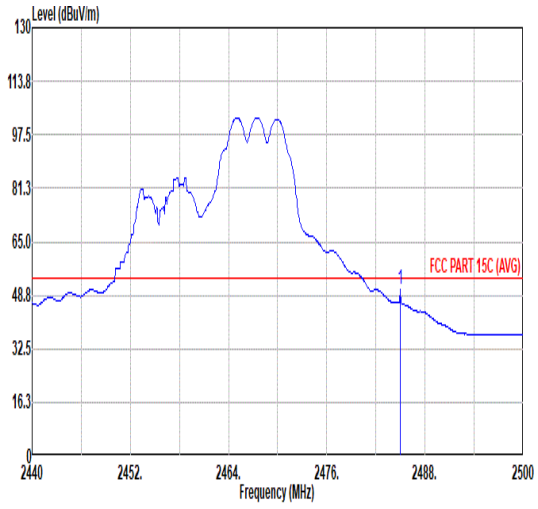 Freq Level Limit Line Over Limit Read Level Ant Factor Cable Loss Preamp Factor Aux Factor APos TPos Remark MHz dBuV/m dBuV/m dB dBuV dB/m dB dB dB cm deg 1 2484.94 50.75 54.00 -3.25 42.47 32.15 7.33 37.20 6.00 106 85 AVERAGE	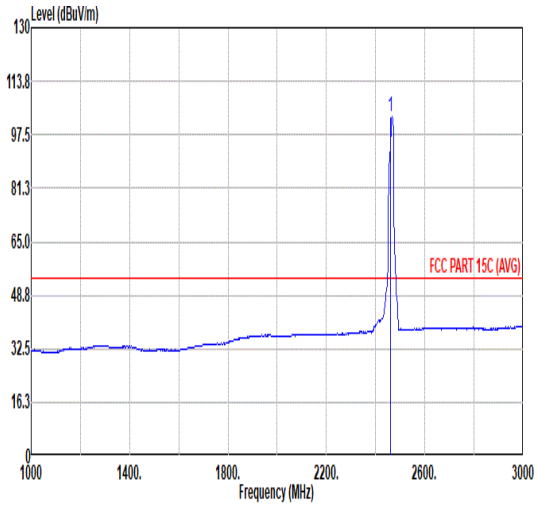 Freq Level Limit Line Over Limit Read Level Ant Factor Cable Loss Preamp Factor Aux Factor APos TPos Remark MHz dBuV/m dBuV/m dB dBuV dB/m dB dB dB cm deg 1 2462.00 102.91 ------ ------ 94.72 32.10 7.30 37.21 6.00 106 85 AVERAGE

Mode	19	
	Band Edge	
	2400-2483.5_802.11ax HE20_CH2_Full RU _2417MHz	
ANT	6+3	
Pol.	Horizontal	Fundamental
Peak	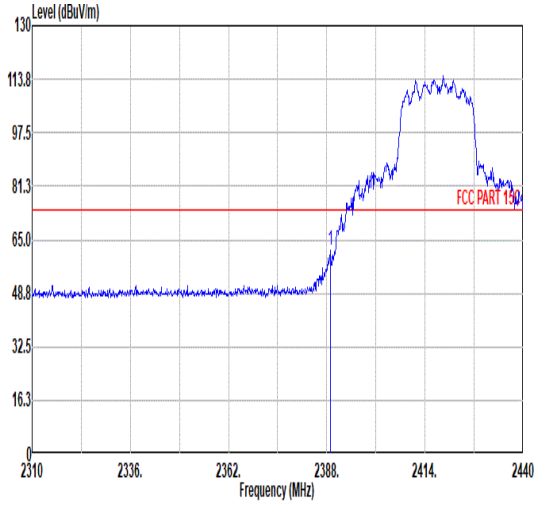 Freq Level Limit Line Over Limit Read Level Ant Factor Cable Loss Preamp Factor Aux Factor APos TPos Remark MHz dBuV/m dBuV/m dB dBuV dB/m dB dB dB cm deg 1 2388.91 61.87 74.00 -12.13 53.63 32.19 7.10 37.05 6.00 307 9 PEAK	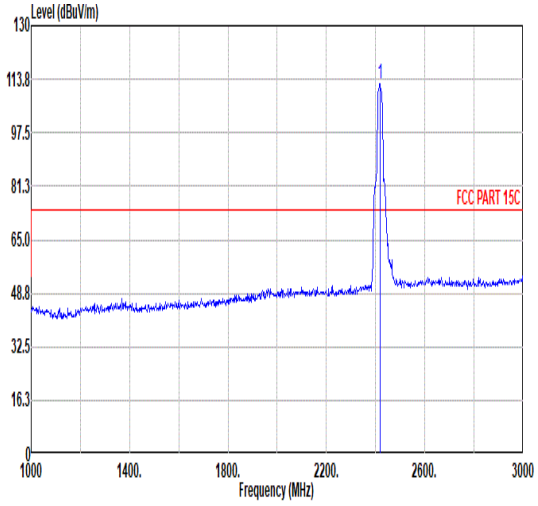 Freq Level Limit Line Over Limit Read Level Ant Factor Cable Loss Preamp Factor Aux Factor APos TPos Remark MHz dBuV/m dBuV/m dB dBuV dB/m dB dB dB cm deg 1 2417.00 112.55 ------ ------ 104.07 32.33 7.15 37.00 6.00 307 9 PEAK
Avg	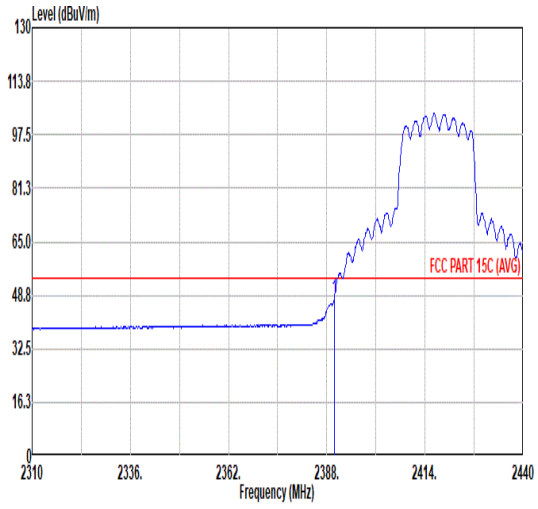 Freq Level Limit Line Over Limit Read Level Ant Factor Cable Loss Preamp Factor Aux Factor APos TPos Remark MHz dBuV/m dBuV/m dB dBuV dB/m dB dB dB cm deg 1 2389.95 47.36 54.00 -6.64 39.10 32.20 7.11 37.05 6.00 307 9 AVERAGE	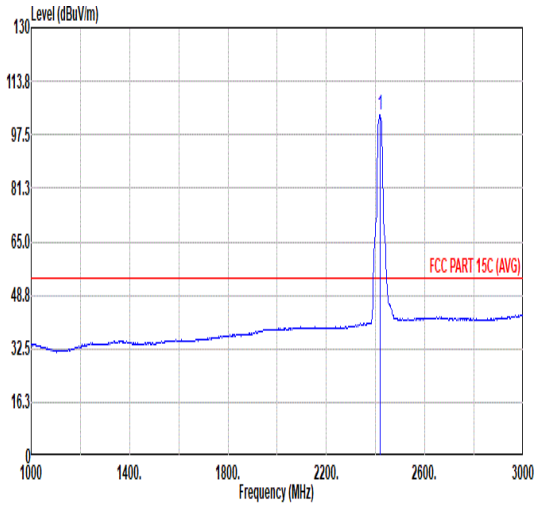 Freq Level Limit Line Over Limit Read Level Ant Factor Cable Loss Preamp Factor Aux Factor APos TPos Remark MHz dBuV/m dBuV/m dB dBuV dB/m dB dB dB cm deg 1 2417.00 103.70 ------ ------ 95.22 32.33 7.15 37.00 6.00 307 9 AVERAGE

Mode	19	
	Band Edge	
	2400-2483.5_802.11ax HE20_CH2_Full RU _2417MHz	
ANT	6+3	
Pol.	Vertical	Fundamental
Peak	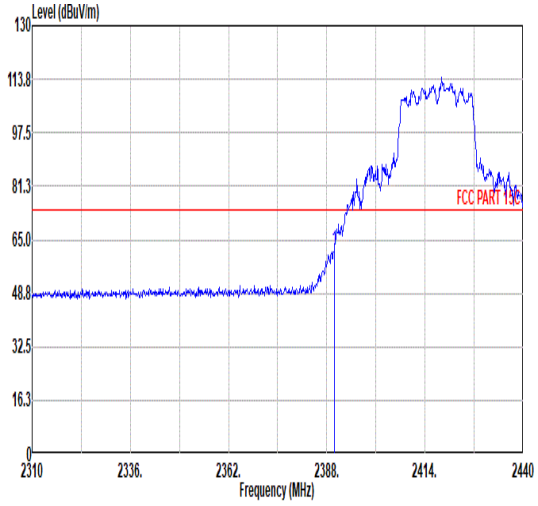 Freq Level Limit Line Over Limit Read Level Ant Factor Cable Loss Preamp Factor Aux Factor APos TPos Remark MHz dBuV/m dBuV/m dB dBuV dB/m dB dB dB cm deg 1 2389.95 61.80 74.00 -12.20 53.54 32.20 7.11 37.05 6.00 187 254 PEAK	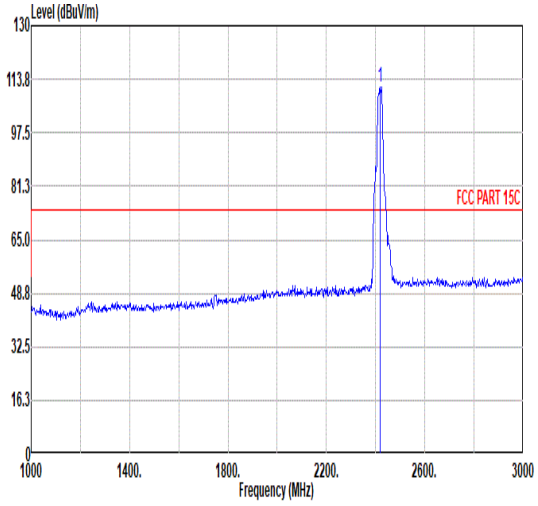 Freq Level Limit Line Over Limit Read Level Ant Factor Cable Loss Preamp Factor Aux Factor APos TPos Remark MHz dBuV/m dBuV/m dB dBuV dB/m dB dB dB cm deg 1 2417.00 111.38 ------ ------ 102.86 32.35 7.16 36.99 6.00 187 254 PEAK
Avg	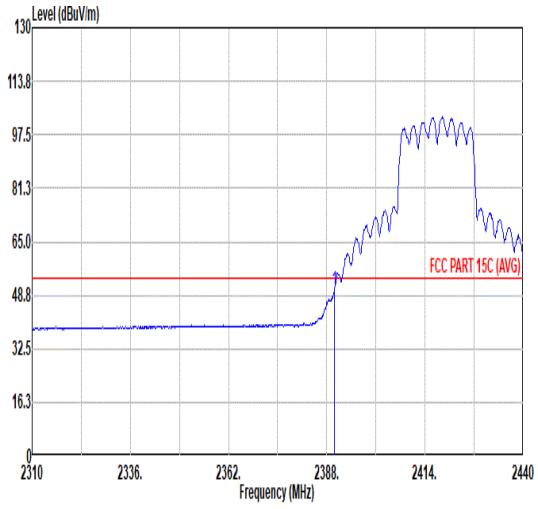 Freq Level Limit Line Over Limit Read Level Ant Factor Cable Loss Preamp Factor Aux Factor APos TPos Remark MHz dBuV/m dBuV/m dB dBuV dB/m dB dB dB cm deg 1 2389.95 50.00 54.00 -4.00 41.74 32.20 7.11 37.05 6.00 187 254 AVERAGE	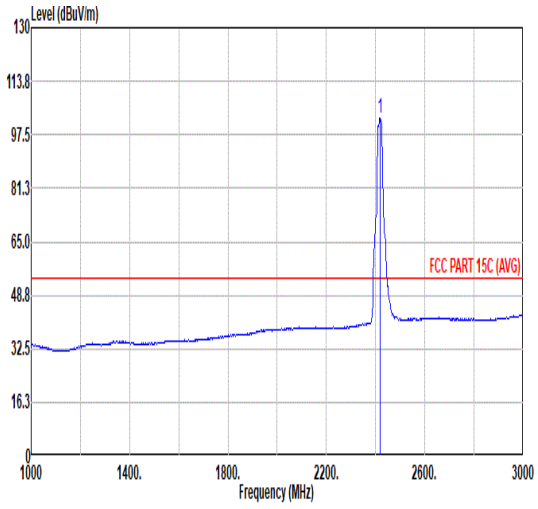 Freq Level Limit Line Over Limit Read Level Ant Factor Cable Loss Preamp Factor Aux Factor APos TPos Remark MHz dBuV/m dBuV/m dB dBuV dB/m dB dB dB cm deg 1 2417.00 102.70 ------ ------ 94.21 32.34 7.15 37.00 6.00 187 254 AVERAGE

Mode	19	
	Harmonic	
	2400-2483.5_802.11ax HE20_CH2_Full RU _2417MHz	
ANT	6+3	
Pol.	Horizontal	Vertical
Peak Avg	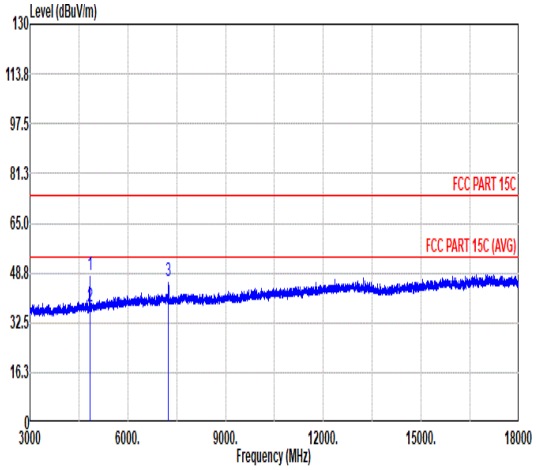 Freq Level Limit Line Over Limit Read Level Ant Factor Cable Loss Preamp Factor Aux Factor APos TPos Remark MHz dBuV/m dBuV/m dB dBuV dB/m dB dB dB cm deg 1 4834.00 48.13 74.00 -25.87 69.28 34.11 10.24 65.50 0.00 300 0 PEAK 2 4834.00 38.00 54.00 -16.00 59.15 34.11 10.24 65.50 0.00 300 0 AVERAGE 3 7251.00 45.87 74.00 -28.13 63.59 35.70 12.72 66.14 0.00 --- --- PEAK	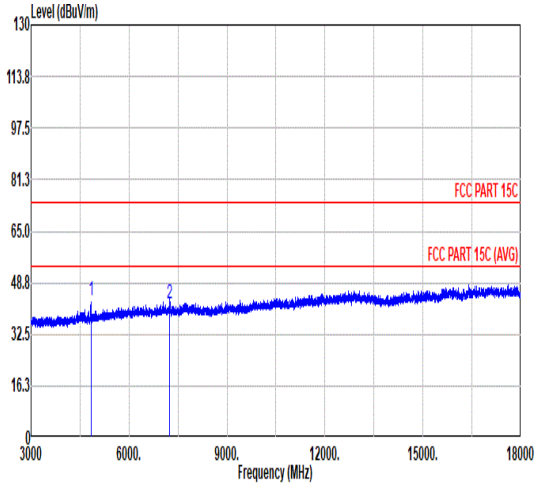 Freq Level Limit Line Over Limit Read Level Ant Factor Cable Loss Preamp Factor Aux Factor APos TPos Remark MHz dBuV/m dBuV/m dB dBuV dB/m dB dB dB cm deg 1 4834.00 43.38 74.00 -30.62 64.53 34.11 10.24 65.50 0.00 --- --- PEAK 2 7251.00 42.33 74.00 -31.67 60.05 35.70 12.72 66.14 0.00 --- --- PEAK

Mode	20	
	Band Edge	
	2400-2483.5_802.11ax HE20_CH10_Full RU _2457MHz	
ANT	6+3	
Pol.	Horizontal	Fundamental
Peak	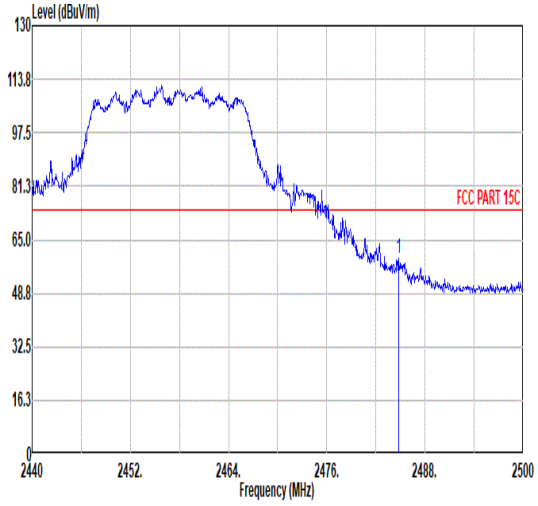 Freq Level Limit Line Over Limit Read Level Ant Factor Cable Loss Preamp Factor Aux Factor APos TPos Remark MHz dBuV/m dBuV/m dB dBuV dB/m dB dB dB cm deg 1 2484.76 59.32 74.00 -14.68 50.44 32.47 7.26 36.85 6.00 300 10 PEAK	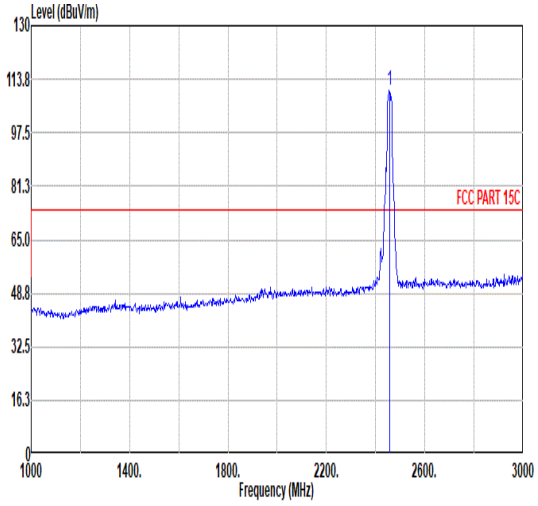 Freq Level Limit Line Over Limit Read Level Ant Factor Cable Loss Preamp Factor Aux Factor APos TPos Remark MHz dBuV/m dBuV/m dB dBuV dB/m dB dB dB cm deg 1 2457.00 110.52 ------ ------ 101.82 32.41 7.21 36.92 6.00 300 10 PEAK
Avg	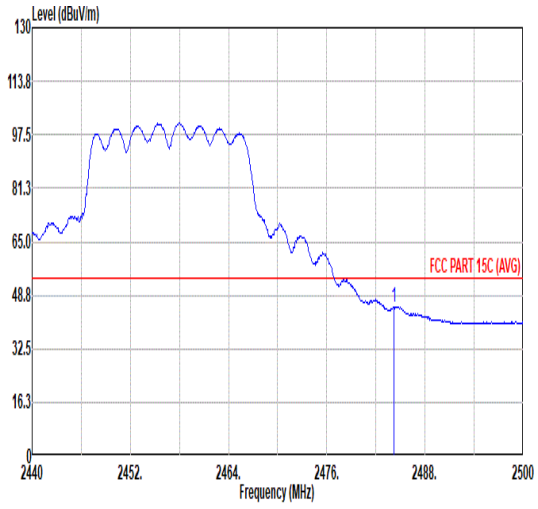 Freq Level Limit Line Over Limit Read Level Ant Factor Cable Loss Preamp Factor Aux Factor APos TPos Remark MHz dBuV/m dBuV/m dB dBuV dB/m dB dB dB cm deg 1 2484.16 45.11 54.00 -8.89 36.23 32.47 7.26 36.85 6.00 300 10 AVERAGE	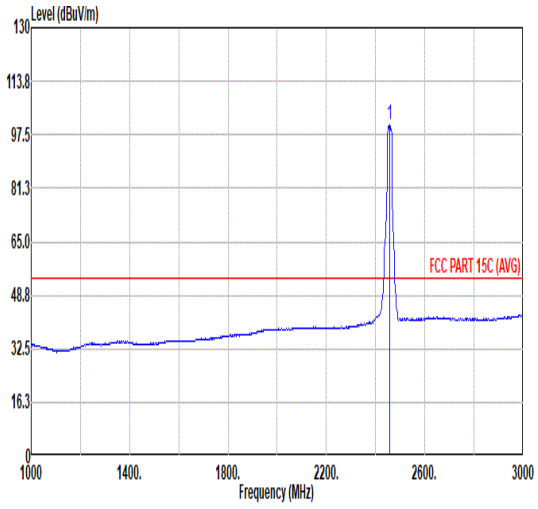 Freq Level Limit Line Over Limit Read Level Ant Factor Cable Loss Preamp Factor Aux Factor APos TPos Remark MHz dBuV/m dBuV/m dB dBuV dB/m dB dB dB cm deg 1 2457.00 100.75 ------ ------ 92.03 32.42 7.21 36.91 6.00 300 10 AVERAGE

Mode	20	
	Band Edge	
	2400-2483.5_802.11ax HE20_CH10_Full RU _2457MHz	
ANT	6+3	
Pol.	Vertical	Fundamental
Peak	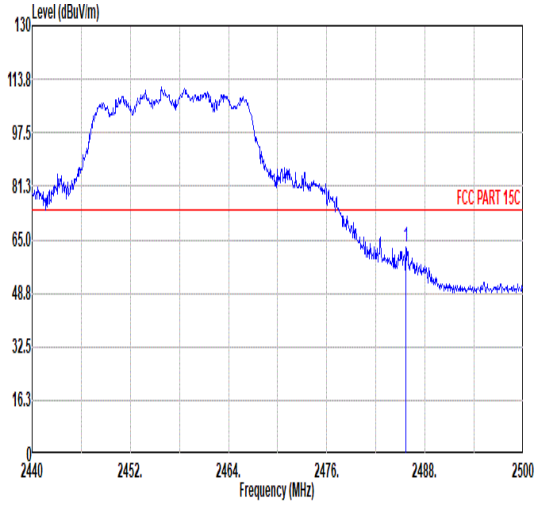 Freq Level Limit Line Over Limit Read Level Ant Factor Cable Loss Preamp Factor Aux Factor APos TPos Remark MHz dBuV/m dBuV/m dB dBuV dB/m dB dB dB cm deg 1 2485.66 62.80 74.00 -11.20 53.91 32.47 7.26 36.84 6.00 103 288 PEAK	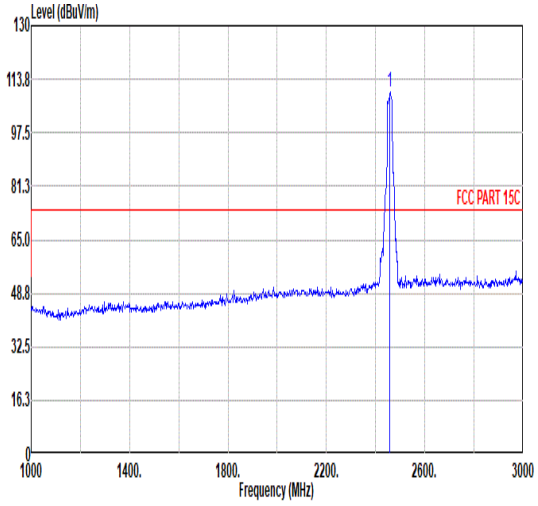 Freq Level Limit Line Over Limit Read Level Ant Factor Cable Loss Preamp Factor Aux Factor APos TPos Remark MHz dBuV/m dBuV/m dB dBuV dB/m dB dB dB cm deg 1 2457.00 109.75 ------ ------ 101.01 32.42 7.22 36.90 6.00 103 288 PEAK
Avg	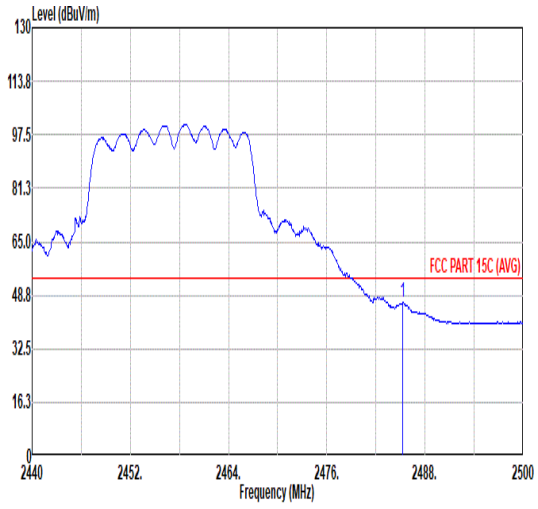 Freq Level Limit Line Over Limit Read Level Ant Factor Cable Loss Preamp Factor Aux Factor APos TPos Remark MHz dBuV/m dBuV/m dB dBuV dB/m dB dB dB cm deg 1 2485.30 46.67 54.00 -7.33 37.78 32.47 7.26 36.84 6.00 103 288 AVERAGE	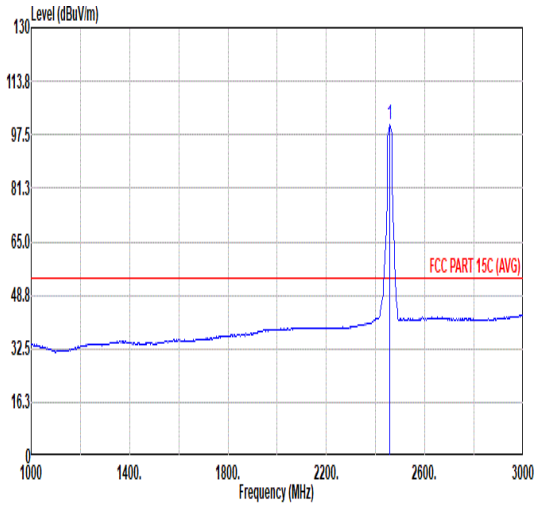 Freq Level Limit Line Over Limit Read Level Ant Factor Cable Loss Preamp Factor Aux Factor APos TPos Remark MHz dBuV/m dBuV/m dB dBuV dB/m dB dB dB cm deg 1 2457.00 100.47 ------ ------ 91.75 32.42 7.21 36.91 6.00 103 288 AVERAGE

Mode	20	
	Harmonic	
	2400-2483.5_802.11ax HE20_CH10_Full RU _2457MHz	
ANT	6+3	
Pol.	Horizontal	Vertical
Peak Avg	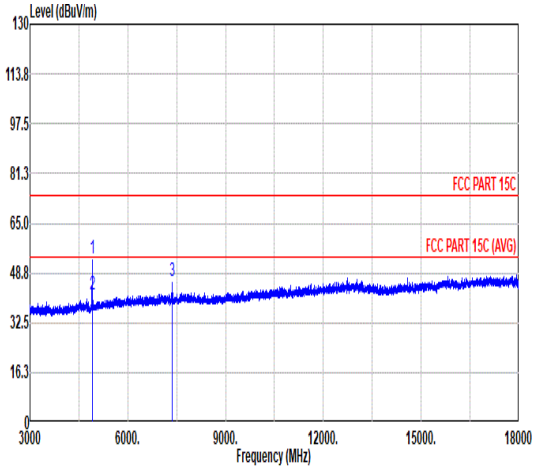 Freq Level Limit Line Over Limit Read Level Ant Factor Cable Loss Preamp Factor Aux Factor APos TPos Remark MHz dBuV/m dBuV/m dB dBuV dB/m dB dB dB cm deg 1 4914.00 53.34 74.00 -20.66 74.38 34.18 10.34 65.56 0.00 282 39 PEAK 2 4914.00 41.67 54.00 -12.33 62.71 34.18 10.34 65.56 0.00 282 39 AVERAGE 3 7371.00 45.91 74.00 -28.09 63.83 35.80 12.73 66.45 0.00 --- --- PEAK	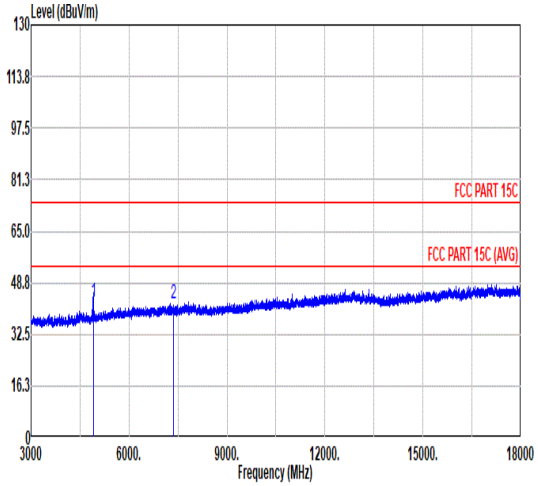 Freq Level Limit Line Over Limit Read Level Ant Factor Cable Loss Preamp Factor Aux Factor APos TPos Remark MHz dBuV/m dBuV/m dB dBuV dB/m dB dB dB cm deg 1 4914.00 42.91 74.00 -31.09 63.95 34.18 10.34 65.56 0.00 --- --- PEAK 2 7371.00 42.23 74.00 -31.77 60.15 35.80 12.73 66.45 0.00 --- --- PEAK

Mode	21	
	Band Edge - L	
	CO-TX	
Pol.	Horizontal	Fundamental
Peak	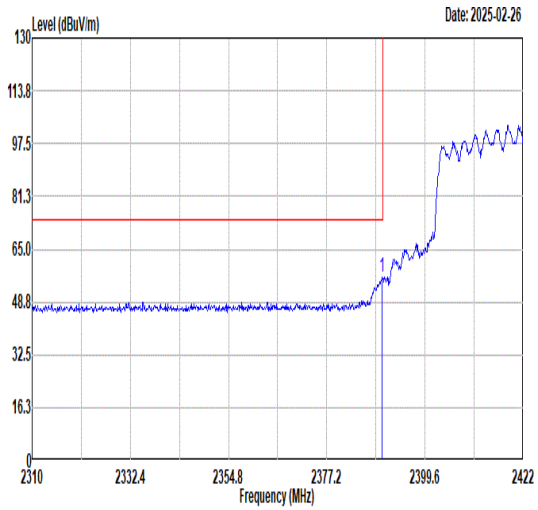 Freq Level Limit Line Margin Read Level Ant Factor Cable Loss Preamp Factor APos TPos Remark MHz dBuV/m dBuV/m dB dBuV dB/m dB dB cm deg 1 2389.86 56.22 74.00 -17.78 54.68 30.44 4.80 33.70 100 289 PEAK	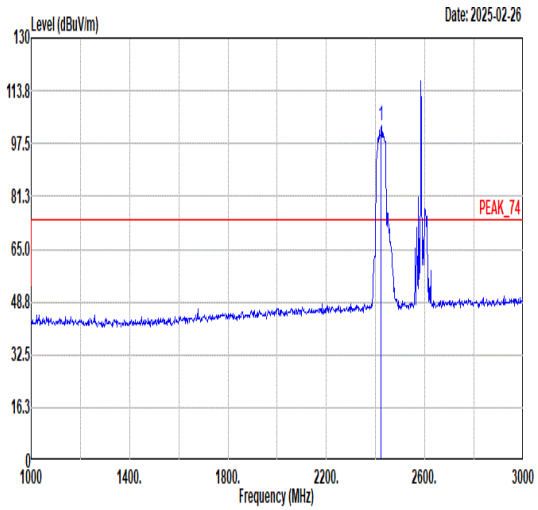 Freq Level Limit Line Margin Read Level Ant Factor Cable Loss Preamp Factor APos TPos Remark MHz dBuV/m dBuV/m dB dBuV dB/m dB dB cm deg 1 2422.00 103.00 ------ ------ 100.73 30.64 5.06 33.43 100 289 PEAK
Avg	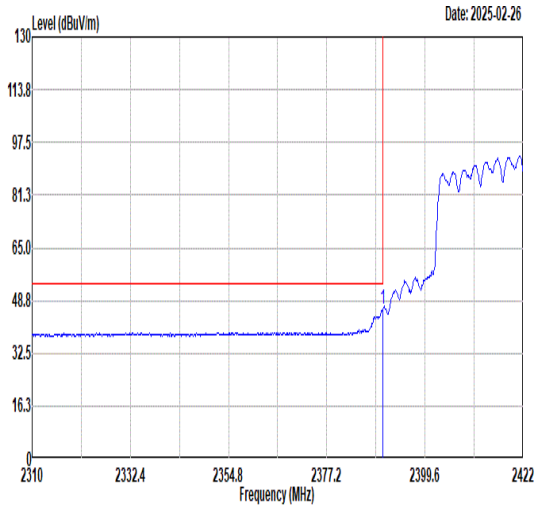 Freq Level Limit Line Margin Read Level Ant Factor Cable Loss Preamp Factor APos TPos Remark MHz dBuV/m dBuV/m dB dBuV dB/m dB dB cm deg 1 2389.97 46.03 54.00 -7.97 44.49 30.44 4.80 33.70 100 289 AVERAGE	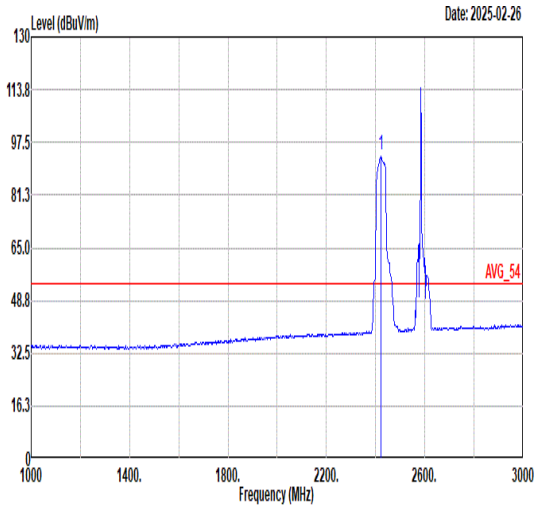 Freq Level Limit Line Margin Read Level Ant Factor Cable Loss Preamp Factor APos TPos Remark MHz dBuV/m dBuV/m dB dBuV dB/m dB dB cm deg 1 2422.00 93.52 ------ ------ 91.25 30.64 5.06 33.43 100 289 AVERAGE

Mode	21	
	Band Edge - R	
	CO-TX	
Pol.	Horizontal	Fundamental
Peak	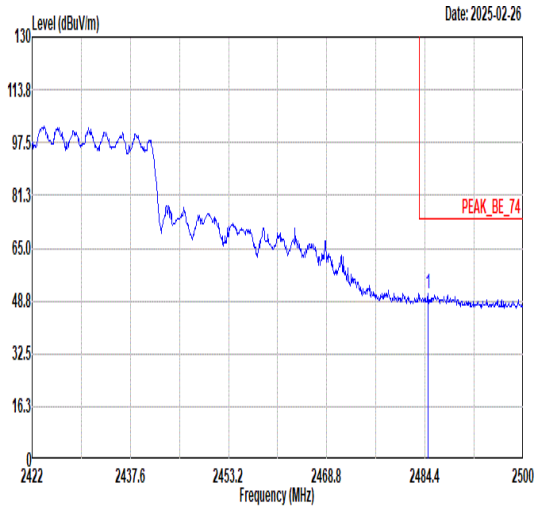 Freq Level Limit Line Margin Read Level Ant Factor Cable Loss Preamp Factor APos TPos Remark MHz dBuV/m dBuV/m dB dBuV dB/m dB dB cm deg 1 2484.87 51.09 74.00 -22.91 49.21 30.49 4.92 33.53 100 289 PEAK	Blank
Avg	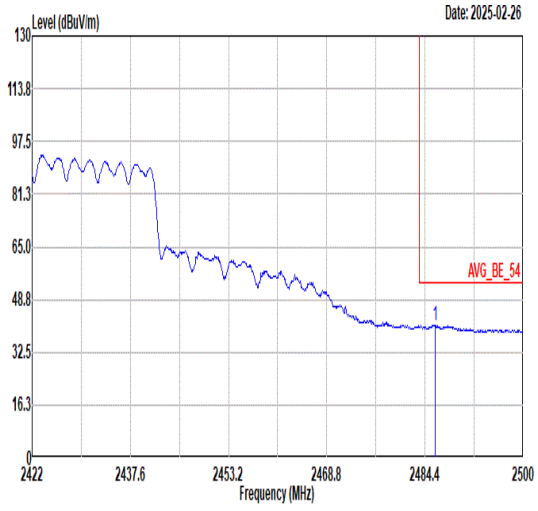 Freq Level Limit Line Margin Read Level Ant Factor Cable Loss Preamp Factor APos TPos Remark MHz dBuV/m dBuV/m dB dBuV dB/m dB dB cm deg 1 2486.04 40.93 54.00 -13.07 39.05 30.49 4.92 33.53 100 289 AVERAGE	Blank

Mode	21	
	Band Edge - L	
	CO-TX	
Pol.	Vertical	Fundamental
Peak	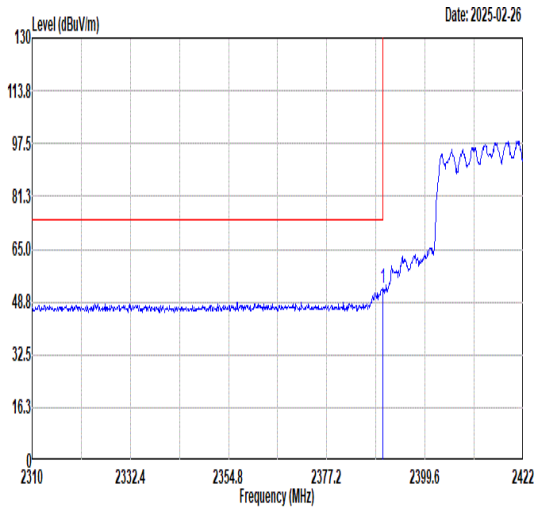 Freq Level Limit Line Margin Read Level Ant Factor Cable Loss Preamp Factor APos TPos Remark MHz dBuV/m dBuV/m dB dBuV dB/m dB dB cm deg 1 2389.97 52.99 74.00 -21.01 51.45 30.44 4.80 33.70 400 195 PEAK	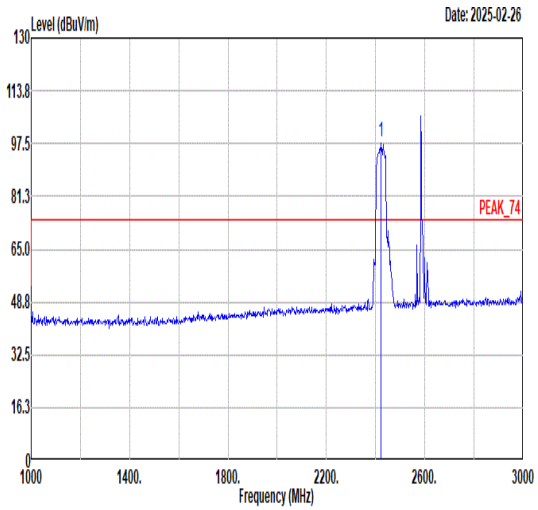 Freq Level Limit Line Margin Read Level Ant Factor Cable Loss Preamp Factor APos TPos Remark MHz dBuV/m dBuV/m dB dBuV dB/m dB dB cm deg 1 2422.00 98.12 ------ ------ 95.85 30.64 5.06 33.43 400 195 PEAK
Avg	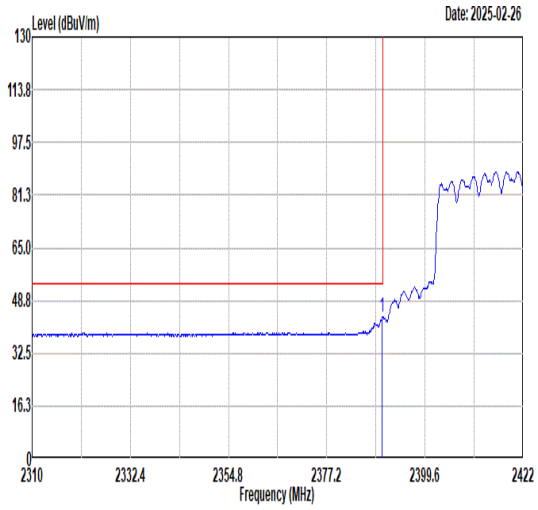 Freq Level Limit Line Margin Read Level Ant Factor Cable Loss Preamp Factor APos TPos Remark MHz dBuV/m dBuV/m dB dBuV dB/m dB dB cm deg 1 2389.86 43.55 54.00 -10.45 42.01 30.44 4.80 33.70 400 195 AVERAGE	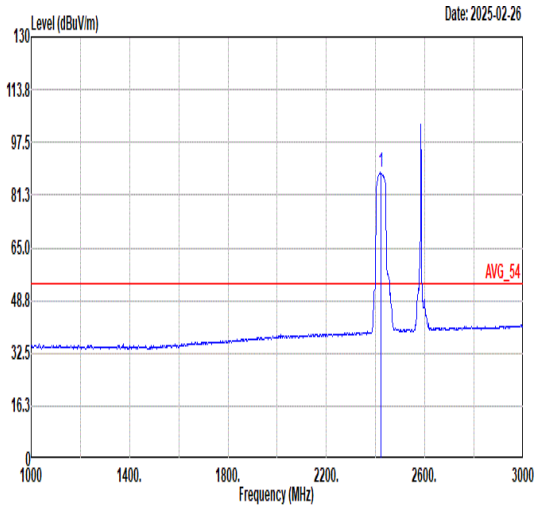 Freq Level Limit Line Margin Read Level Ant Factor Cable Loss Preamp Factor APos TPos Remark MHz dBuV/m dBuV/m dB dBuV dB/m dB dB cm deg 1 2422.00 88.15 ------ ------ 85.88 30.64 5.06 33.43 400 195 AVERAGE

Mode	21	
	Band Edge - R	
	CO-TX	
Pol.	Vertical	Fundamental
Peak	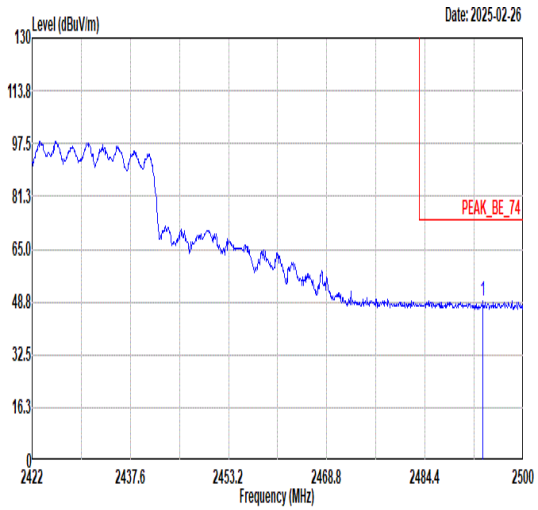 Freq Level Limit Line Margin Read Level Ant Factor Cable Loss Preamp Factor APos TPos Remark MHz dBuV/m dBuV/m dB dBuV dB/m dB dB cm deg 1 2493.60 49.12 74.00 -24.88 47.21 30.50 4.93 33.52 400 195 PEAK	Blank
Avg	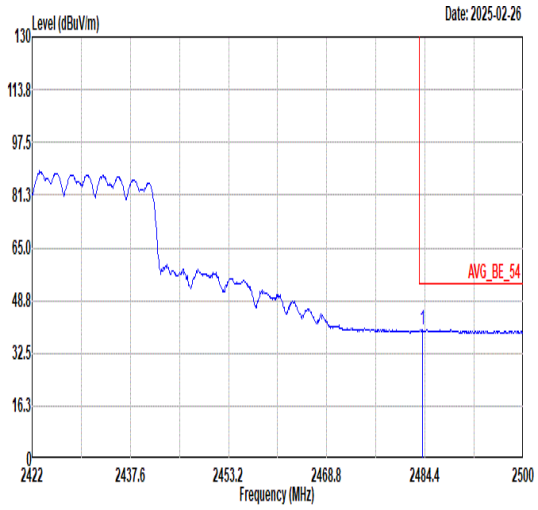 Freq Level Limit Line Margin Read Level Ant Factor Cable Loss Preamp Factor APos TPos Remark MHz dBuV/m dBuV/m dB dBuV dB/m dB dB cm deg 1 2484.01 39.84 54.00 -14.16 37.96 30.49 4.92 33.53 400 195 AVERAGE	Blank

Mode	21	
	Harmonic	
	CO-TX	
Pol.	Horizontal	Vertical
Peak Avg	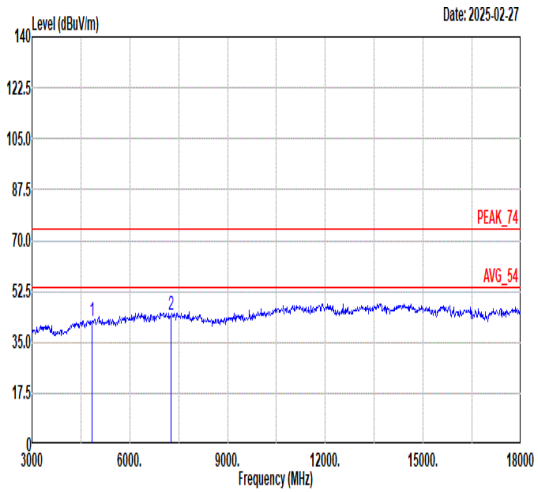 Freq Level Limit Line Margin Read Level Ant Factor Cable Loss Preamp Factor APos TPos Remark MHz dBuV/m dBuV/m dB dBuV dB/m dB dB cm deg 1 4844.00 42.27 74.00 -31.73 58.16 33.84 7.76 57.49 189 176 Peak 2 7266.00 44.14 74.00 -29.86 57.96 36.30 8.79 58.91 215 312 Peak	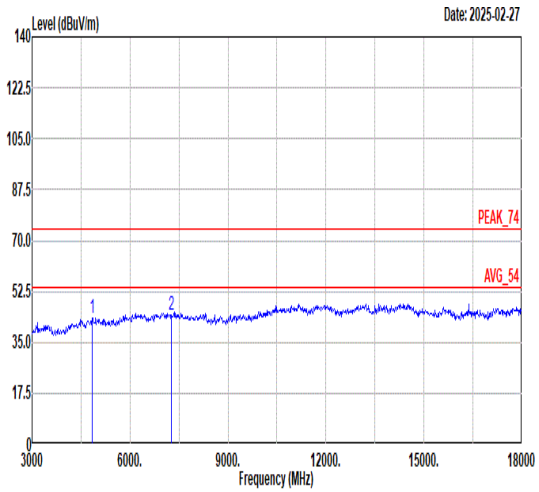 Freq Level Limit Line Margin Read Level Ant Factor Cable Loss Preamp Factor APos TPos Remark MHz dBuV/m dBuV/m dB dBuV dB/m dB dB cm deg 1 4844.00 43.42 74.00 -30.58 59.31 33.84 7.76 57.49 196 266 Peak 2 7266.00 44.25 74.00 -29.75 58.07 36.30 8.79 58.91 275 312 Peak

Mode	22	
	Band Edge - L	
	CO-TX	
Pol.	Horizontal	Fundamental
Peak	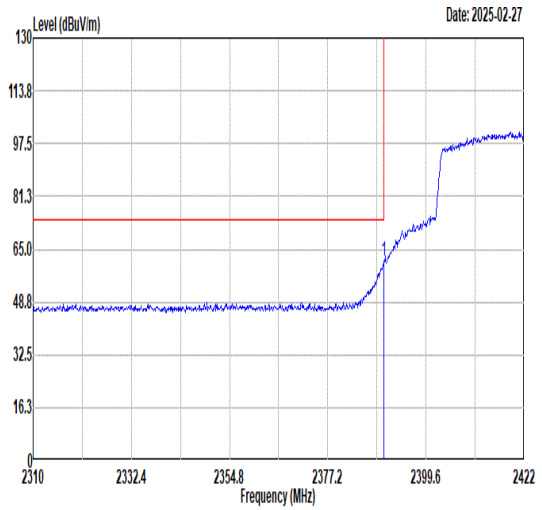 Freq Level Limit Line Margin Read Level Ant Factor Cable Loss Preamp Factor APos TPos Remark MHz dBuV/m dBuV/m dB dBuV dB/m dB dB cm deg 1 2389.97 61.56 74.00 -12.44 60.02 30.44 4.80 33.70 173 122 PEAK	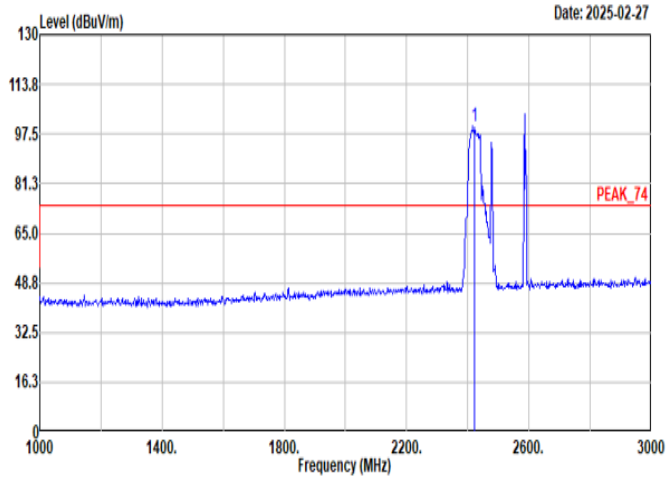 Freq Level Limit Line Margin Read Level Ant Factor Cable Loss Preamp Factor APos TPos Remark MHz dBuV/m dBuV/m dB dBuV dB/m dB dB cm deg 1 2422.00 100.13 74.00 26.13 98.51 30.45 4.83 33.66 173 122 PEAK
Avg	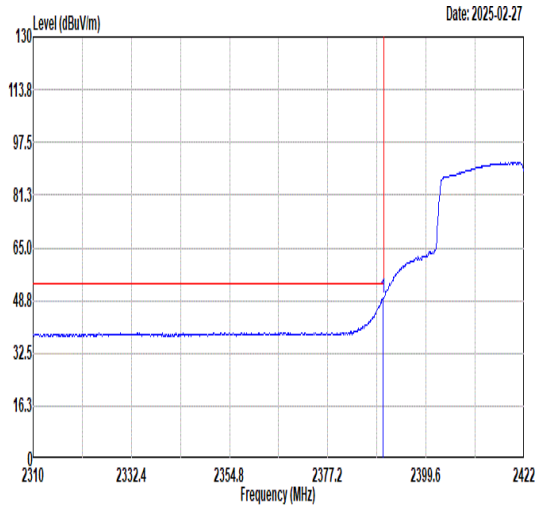 Freq Level Limit Line Margin Read Level Ant Factor Cable Loss Preamp Factor APos TPos Remark MHz dBuV/m dBuV/m dB dBuV dB/m dB dB cm deg 1 2389.86 49.74 54.00 -4.26 48.20 30.44 4.80 33.70 173 122 AVERAGE	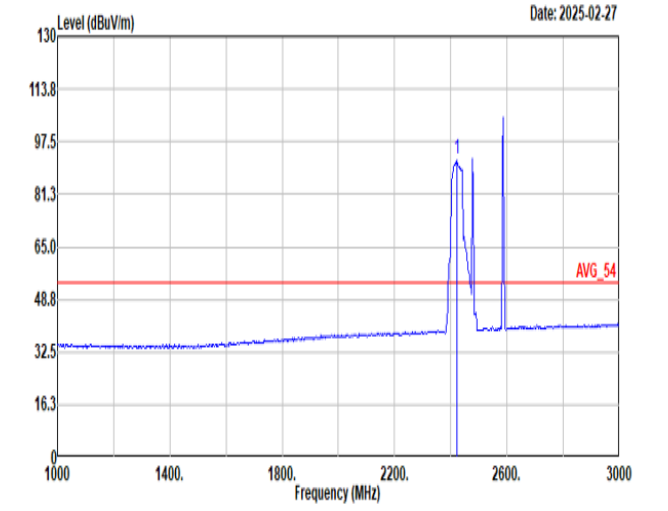 Freq Level Limit Line Margin Read Level Ant Factor Cable Loss Preamp Factor APos TPos Remark MHz dBuV/m dBuV/m dB dBuV dB/m dB dB cm deg 1 2422.00 92.42 54.00 38.42 90.56 30.49 4.91 33.54 173 122 AVERAGE

Mode	22	
	Band Edge - R	
	CO-TX	
Pol.	Horizontal	Fundamental
Peak	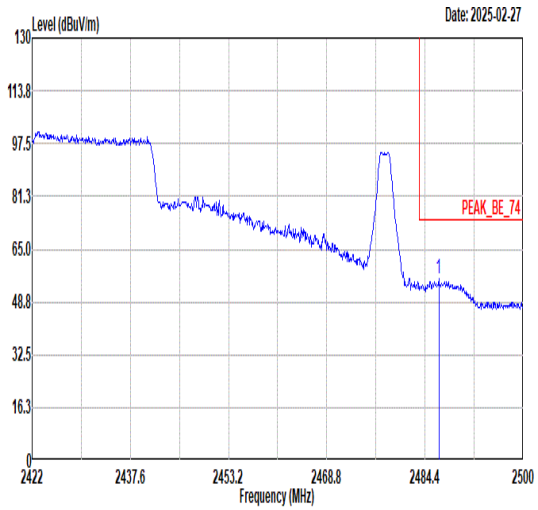 Freq Level Limit Line Margin Read Level Ant Factor Cable Loss Preamp Factor APos TPos Remark MHz dBuV/m dBuV/m dB dBuV dB/m dB dB cm deg 1 2486.58 55.69 74.00 -18.31 53.81 30.49 4.92 33.53 173 122 PEAK	Blank
Avg	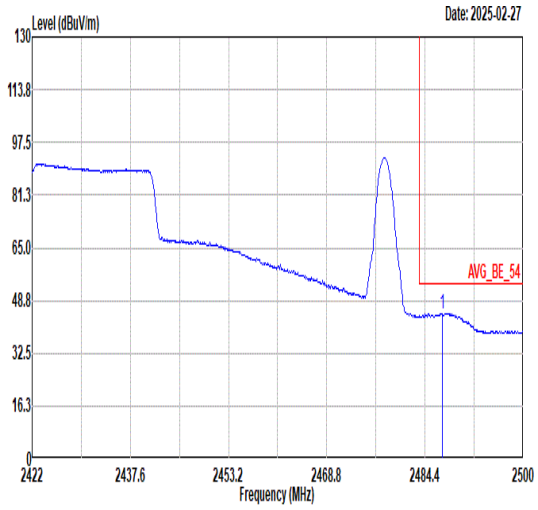 Freq Level Limit Line Margin Read Level Ant Factor Cable Loss Preamp Factor APos TPos Remark MHz dBuV/m dBuV/m dB dBuV dB/m dB dB cm deg 1 2487.13 44.87 54.00 -9.13 42.98 30.49 4.93 33.53 173 122 AVERAGE	Blank