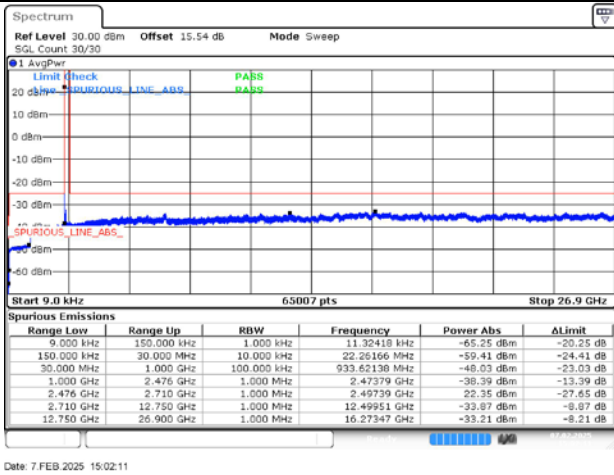


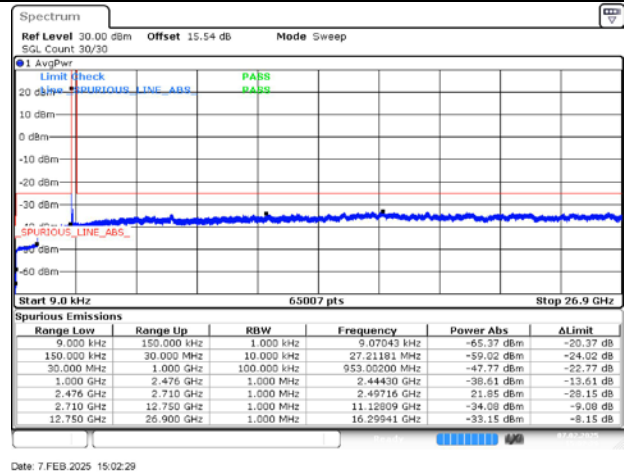
n41A / 30kHz / 50MHz

LCH / DFT-Pi2BPSK_Edge_1RB_Left



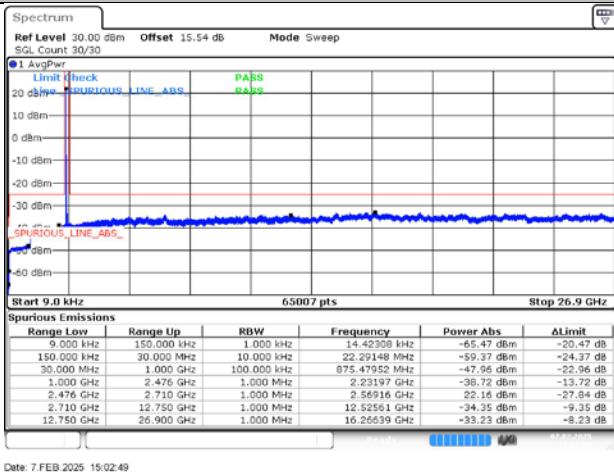
Date: 7.FEB.2025 15:02:11

LCH / DFT-QPSK_Edge_1RB_Left



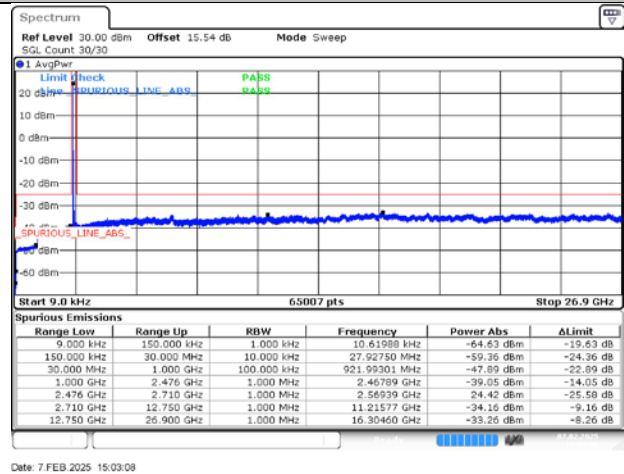
Date: 7.FEB.2025 15:02:29

MCH / DFT-Pi2BPSK_Edge_1RB_Left



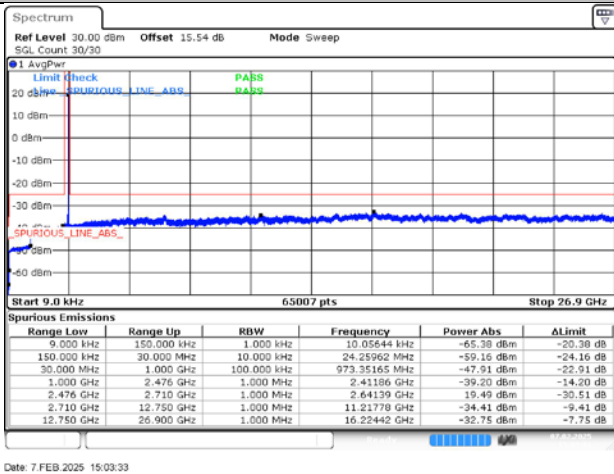
Date: 7.FEB.2025 15:02:49

MCH / DFT-QPSK_Edge_1RB_Left



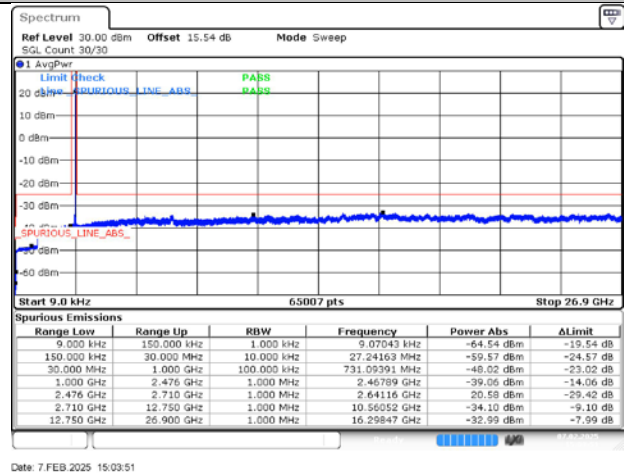
Date: 7.FEB.2025 15:03:08

HCH / DFT-Pi2BPSK_Edge_1RB_Left



Date: 7.FEB.2025 15:03:33

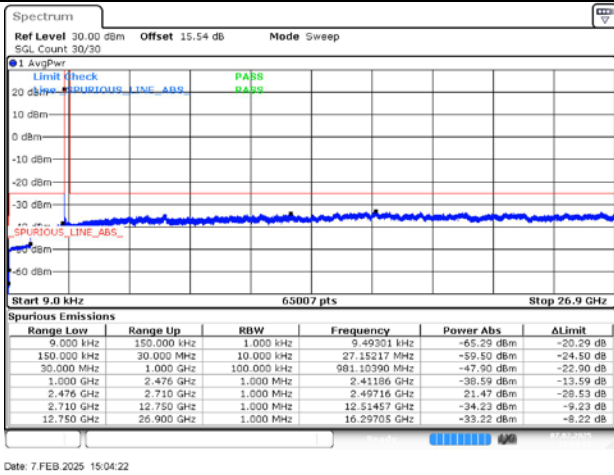
HCH / DFT-QPSK_Edge_1RB_Left



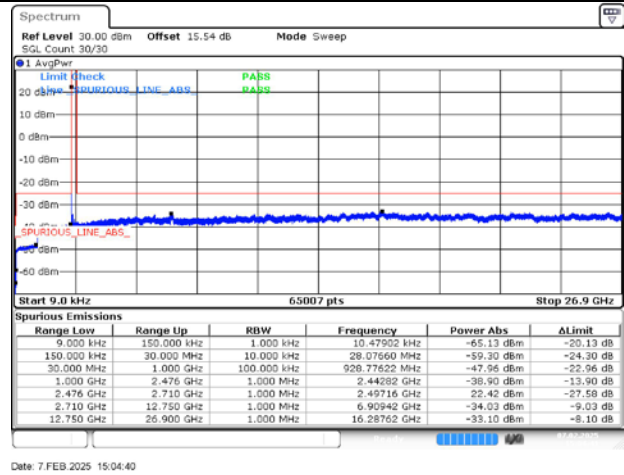
Date: 7.FEB.2025 15:03:51

n41A / 30kHz / 60MHz

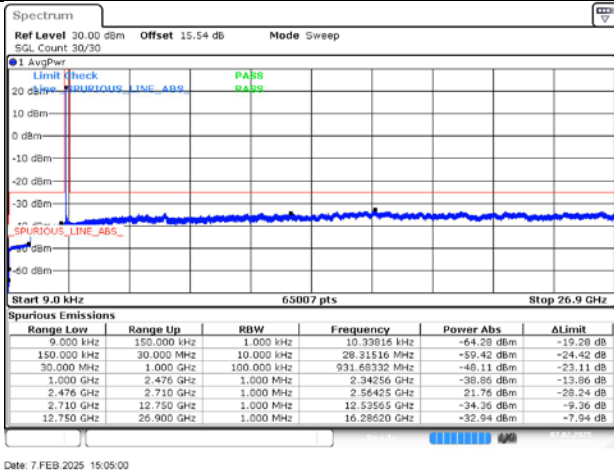
LCH / DFT-Pi2BPSK_Edge_1RB_Left



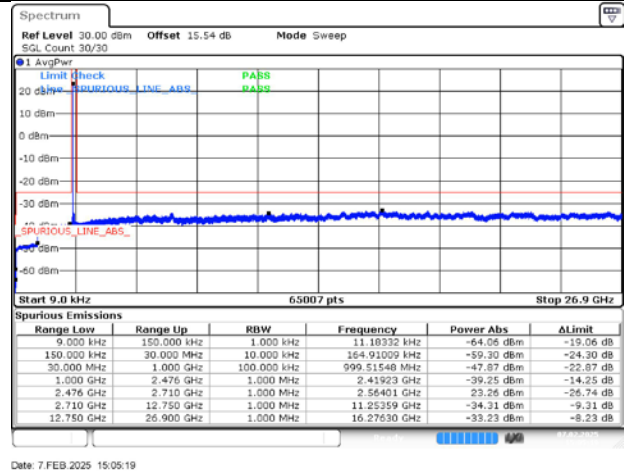
LCH / DFT-QPSK_Edge_1RB_Left



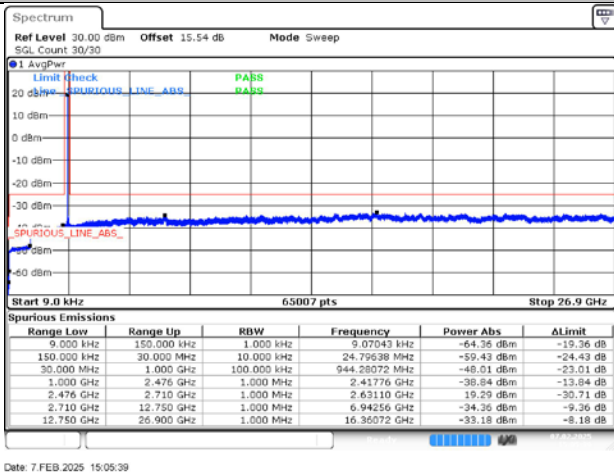
MCH / DFT-Pi2BPSK_Edge_1RB_Left



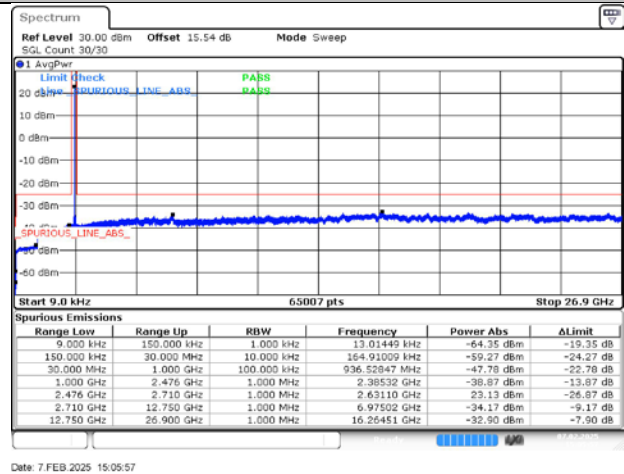
MCH / DFT-QPSK_Edge_1RB_Left



HCH / DFT-Pi2BPSK_Edge_1RB_Left

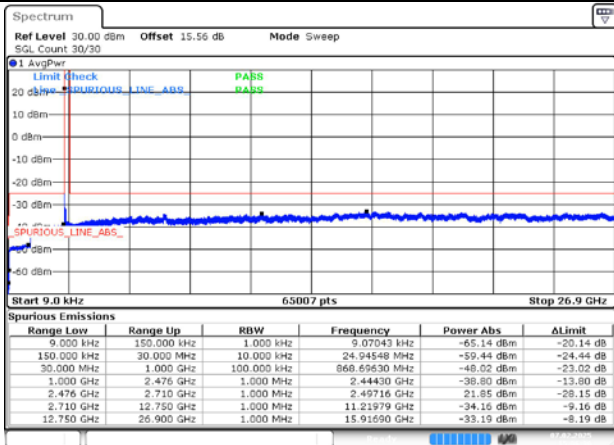


HCH / DFT-QPSK_Edge_1RB_Left



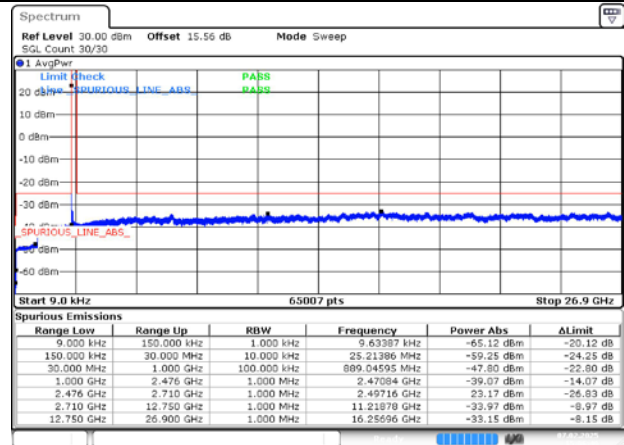
n41A / 30kHz / 70MHz

LCH / DFT-Pi2BPSK_Edge_1RB_Left



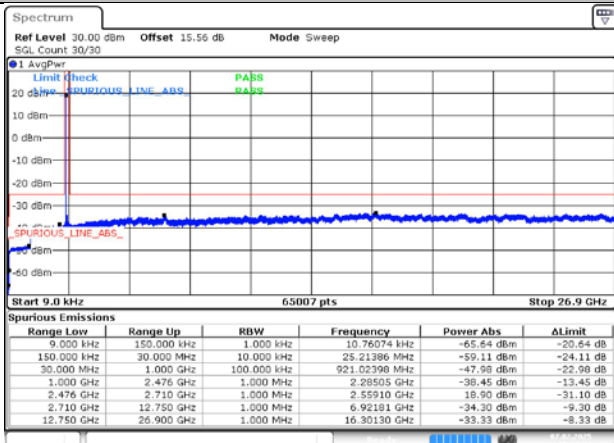
Date: 7.FEB.2025 15:06:30

LCH / DFT-QPSK_Edge_1RB_Left



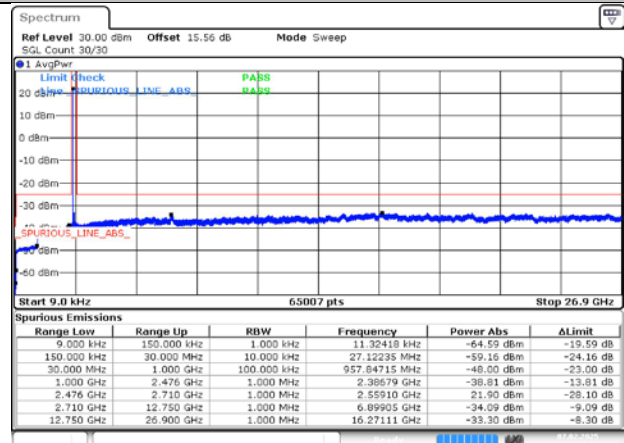
Date: 7.FEB.2025 15:06:48

MCH / DFT-Pi2BPSK_Edge_1RB_Left



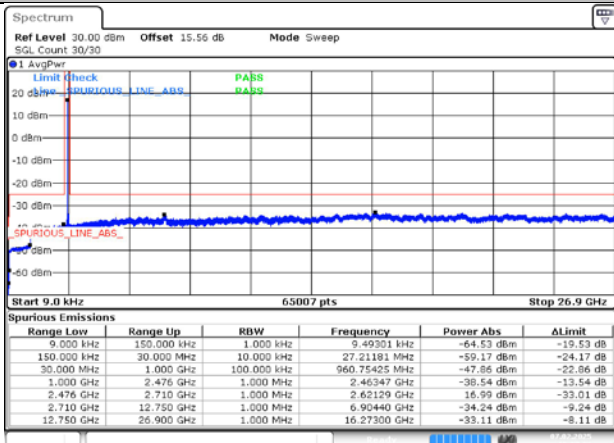
Date: 7.FEB.2025 15:07:14

MCH / DFT-QPSK_Edge_1RB_Left



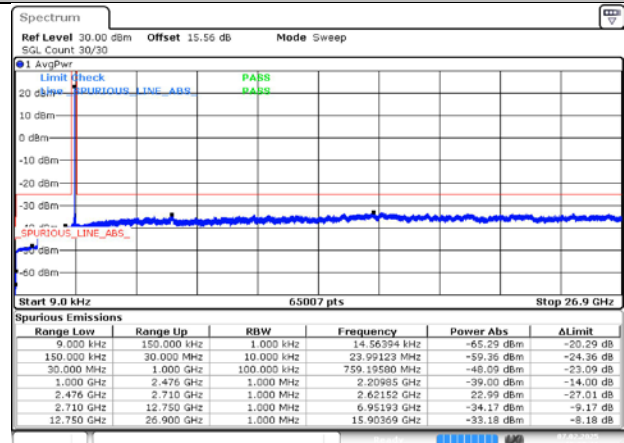
Date: 7.FEB.2025 15:07:32

HCH / DFT-Pi2BPSK_Edge_1RB_Left



Date: 7.FEB.2025 15:07:52

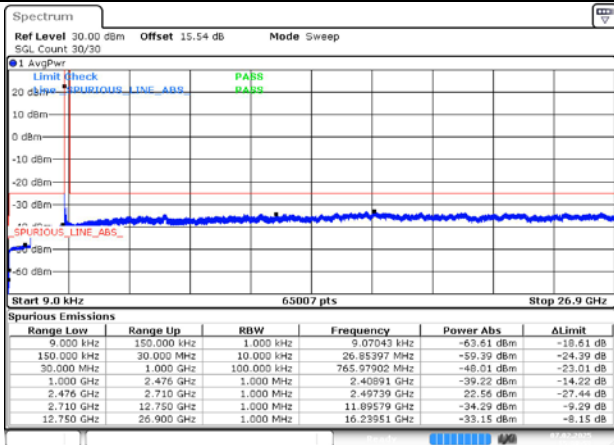
HCH / DFT-QPSK_Edge_1RB_Left



Date: 7.FEB.2025 15:08:10

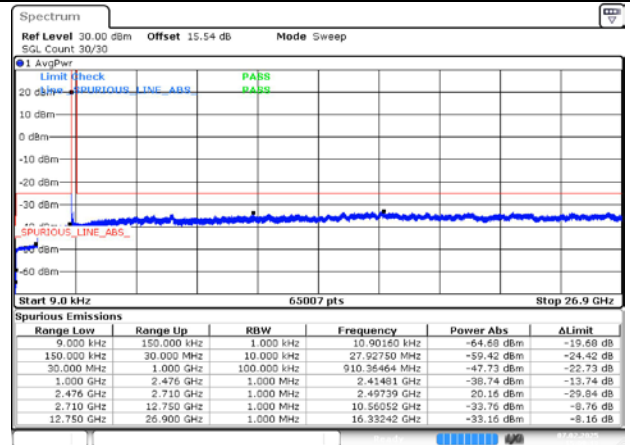
n41A / 30KHz / 80MHz

LCH / DFT-Pi2BPSK_Edge_1RB_Left



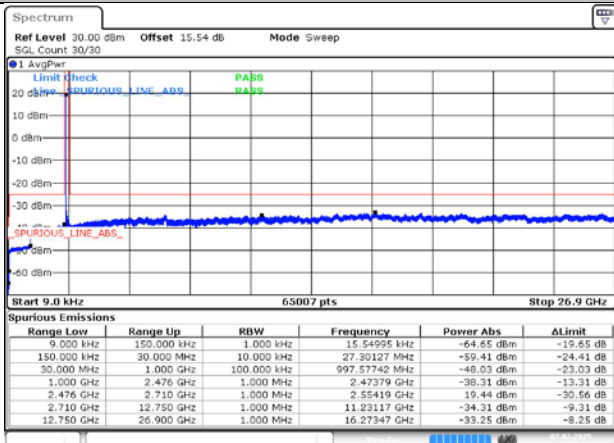
Date: 7.FEB.2025 15:08:53

LCH / DFT-QPSK_Edge_1RB_Left



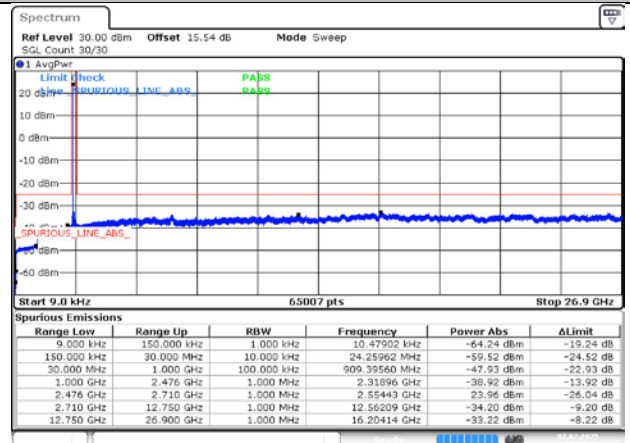
Date: 7.FEB.2025 15:09:11

MCH / DFT-Pi2BPSK_Edge_1RB_Left



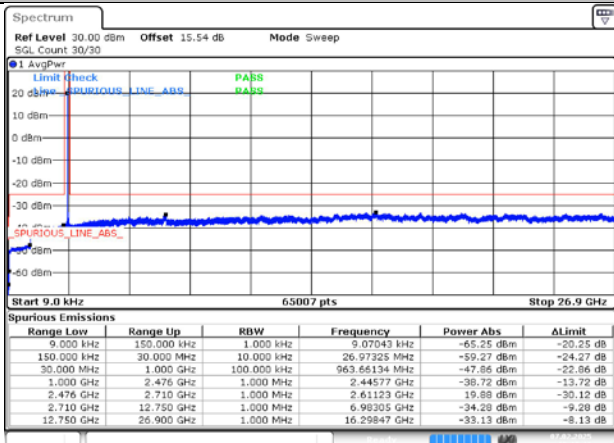
Date: 7.FEB.2025 15:09:31

MCH / DFT-QPSK_Edge_1RB_Left



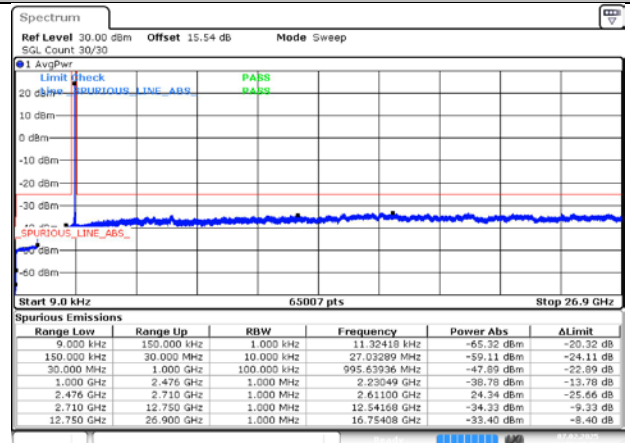
Date: 7.FEB.2025 15:09:49

HCH / DFT-Pi2BPSK_Edge_1RB_Left



Date: 7.FEB.2025 15:10:09

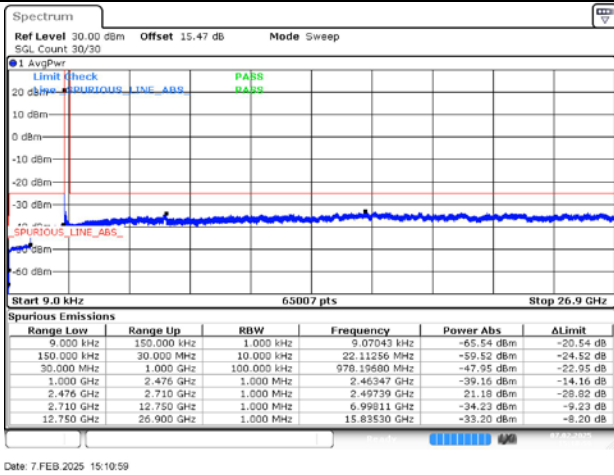
HCH / DFT-QPSK_Edge_1RB_Left



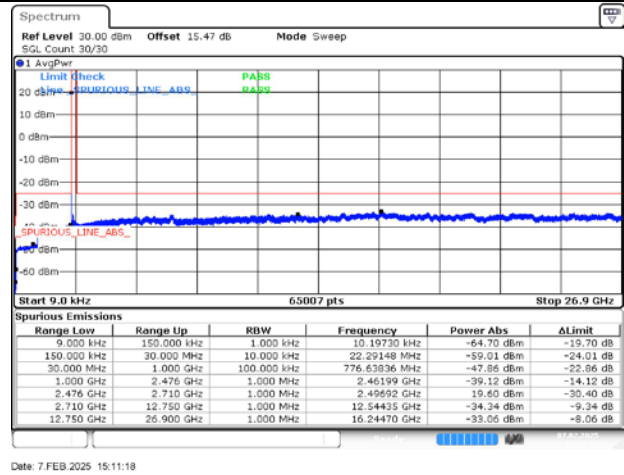
Date: 7.FEB.2025 15:10:28

n41A / 30kHz / 90MHz

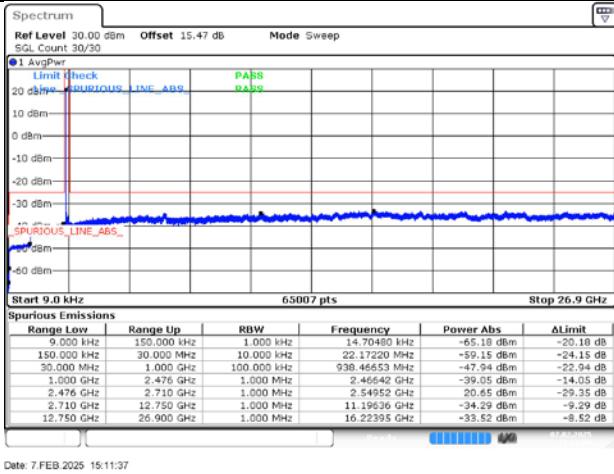
LCH / DFT-Pi2BPSK_Edge_1RB_Left



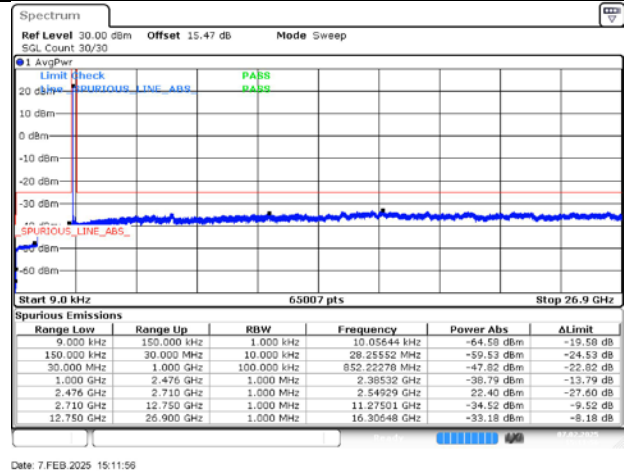
LCH / DFT-QPSK_Edge_1RB_Left



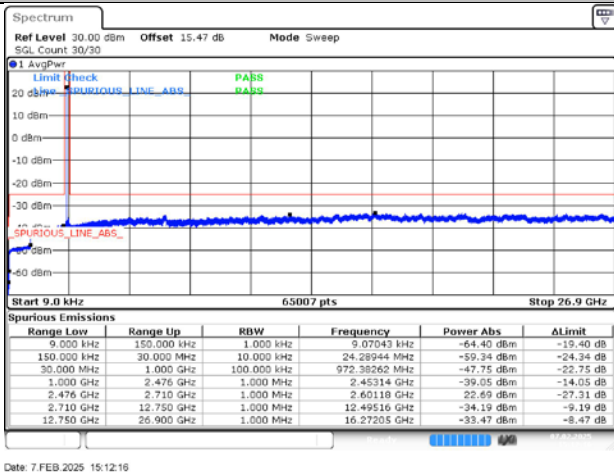
MCH / DFT-Pi2BPSK_Edge_1RB_Left



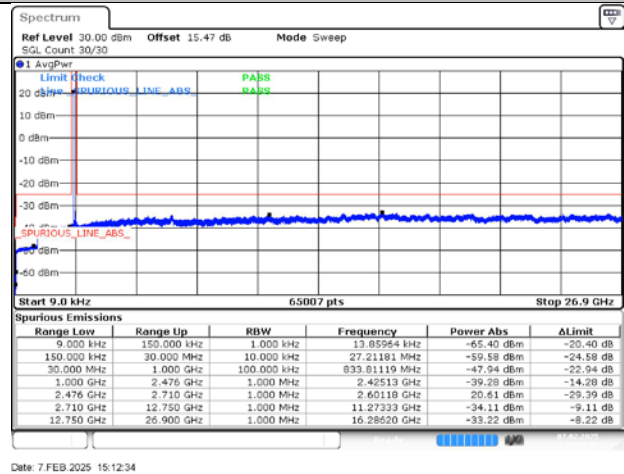
MCH / DFT-QPSK_Edge_1RB_Left

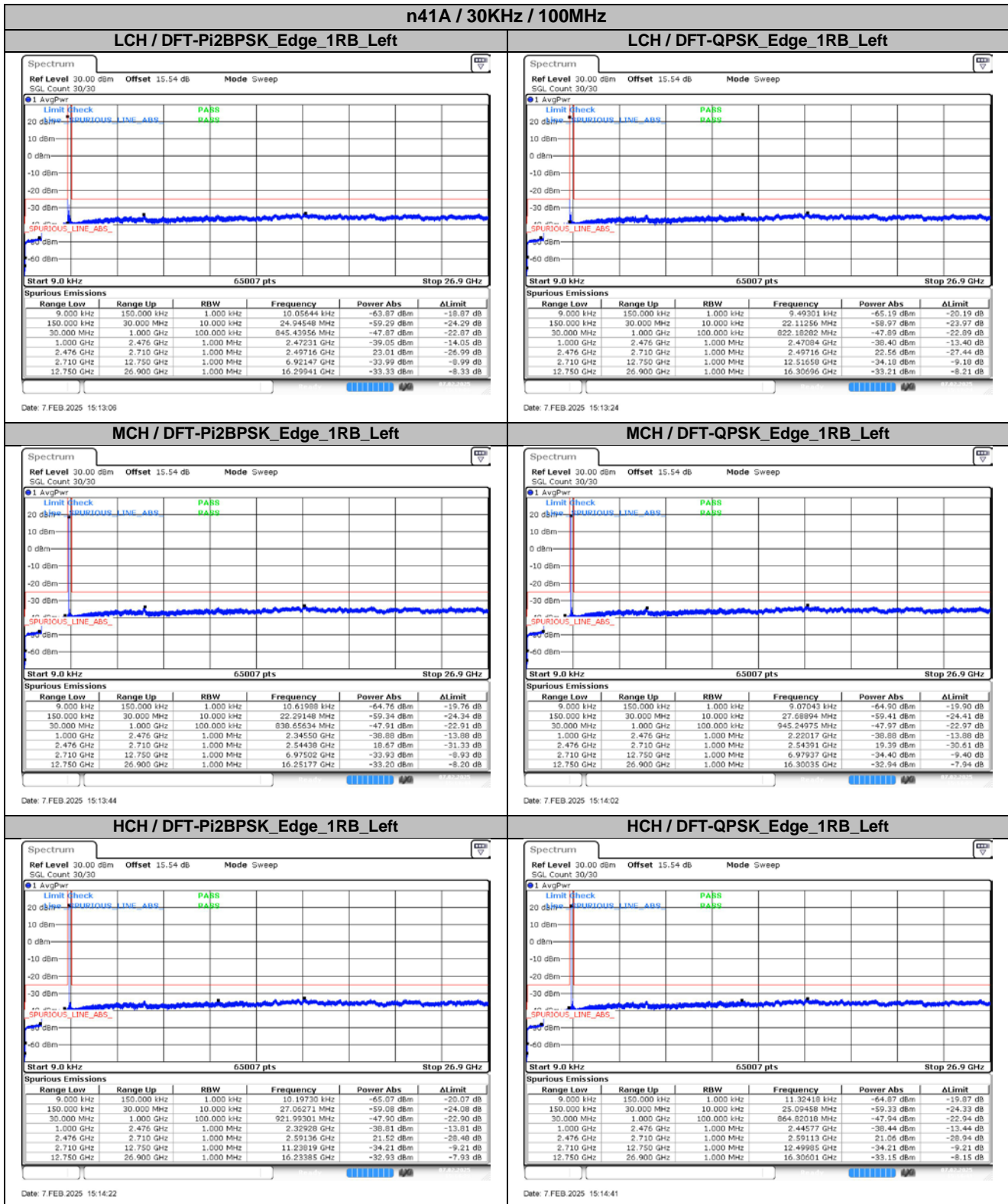


HCH / DFT-Pi2BPSK_Edge_1RB_Left



HCH / DFT-QPSK_Edge_1RB_Left





7. Frequency Stability

7.1. Test Results

7.1.1. Frequency Error Vs Voltage

SCS	Bandwidth	Channel	RB Config	Modulation	Temperature	Voltage	Deviation Result		Verdict
							(Hz)	(ppm)	
30KHz	100MHz	MCH	Outer_Full	DFT-QPSK	NT	LV	-8.20	-0.003162	Pass
30KHz	100MHz	MCH	Outer_Full	DFT-QPSK	NT	NV	-5.40	-0.002083	Pass
30KHz	100MHz	MCH	Outer_Full	DFT-QPSK	NT	HV	-7.00	-0.002700	Pass

7.1.2. Frequency Error Vs Temperature

SCS	Bandwidth	Channel	RB Config	Modulation	Temperature	Voltage	Deviation Result		Verdict
							(Hz)	(ppm)	
30KHz	100MHz	MCH	Outer_Full	DFT-QPSK	-30°C	NV	-1.70	-0.000656	Pass
30KHz	100MHz	MCH	Outer_Full	DFT-QPSK	-20°C	NV	-6.20	-0.002391	Pass
30KHz	100MHz	MCH	Outer_Full	DFT-QPSK	-10°C	NV	-8.20	-0.003162	Pass
30KHz	100MHz	MCH	Outer_Full	DFT-QPSK	0°C	NV	-10.60	-0.004088	Pass
30KHz	100MHz	MCH	Outer_Full	DFT-QPSK	10°C	NV	0.30	0.000116	Pass
30KHz	100MHz	MCH	Outer_Full	DFT-QPSK	20°C	NV	-6.40	-0.002468	Pass
30KHz	100MHz	MCH	Outer_Full	DFT-QPSK	30°C	NV	-5.80	-0.002237	Pass
30KHz	100MHz	MCH	Outer_Full	DFT-QPSK	40°C	NV	-8.30	-0.003201	Pass
30KHz	100MHz	MCH	Outer_Full	DFT-QPSK	50°C	NV	-1.00	-0.000386	Pass

The End