Mode	65	
	Band Edge	
	U-NII-2A_5.25-5.35_802.11be EHT20_CH64_Small RU Index 40+6_5320MHz	
ANT	5+7	
Pol.	Horizontal	Fundamental
Peak	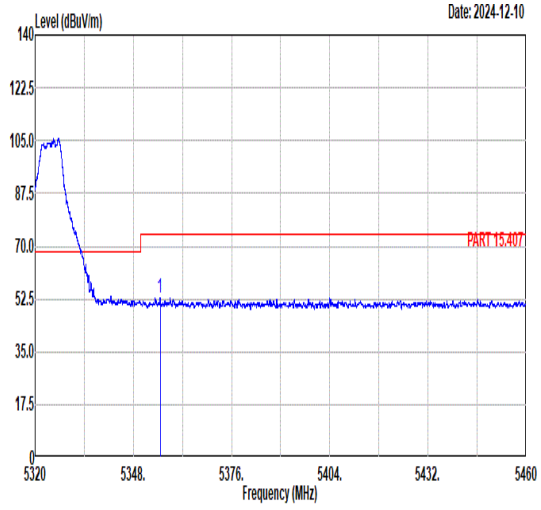 Freq Level Limit Line Margin (dB) Read Level Ant Factor Cable Loss Preamp Factor APos TPos Remark 1 5355.63 52.91 74.00 -21.09 38.55 36.09 10.94 32.67 170 36 PEAK	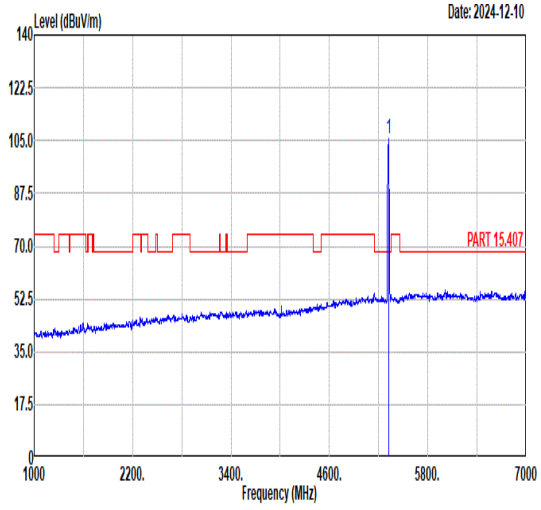 Freq Level Limit Line Margin (dB) Read Level Ant Factor Cable Loss Preamp Factor APos TPos Remark 1 5320.00 105.78 ------ ------ 91.54 35.94 10.96 32.66 170 36 PEAK
Avg	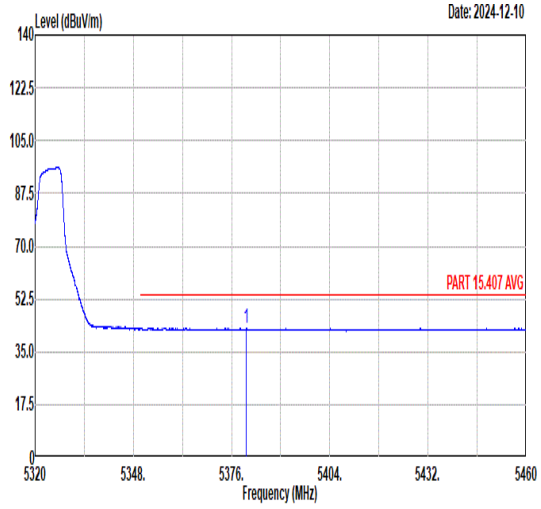 Freq Level Limit Line Margin (dB) Read Level Ant Factor Cable Loss Preamp Factor APos TPos Remark 1 5380.27 42.76 54.00 -11.24 28.48 36.04 10.92 32.68 170 36 AVERAGE	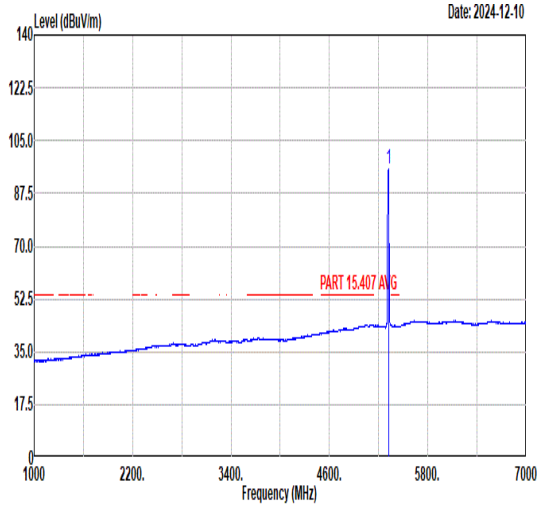 Freq Level Limit Line Margin (dB) Read Level Ant Factor Cable Loss Preamp Factor APos TPos Remark 1 5320.00 95.87 ------ ------ 81.63 35.94 10.96 32.66 170 36 AVERAGE

Mode	65	
	Band Edge	
	U-NII-2A_5.25-5.35_802.11be EHT20_CH64_Small RU Index 40+6_5320MHz	
ANT	5+7	
Pol.	Vertical	Fundamental
Peak	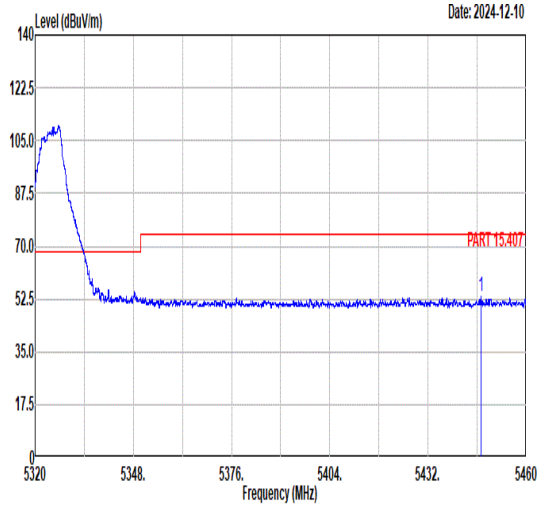 Freq Level Limit Line Margin (dB) Read Level Ant Factor Cable Loss Preamp Factor APos TPos Remark MHz dBuV/m dBuV/m dBuV dB/m dB dB cm deg 1 5447.05 53.61 74.00 -20.39 39.32 35.91 11.07 32.69 368 360 PEAK	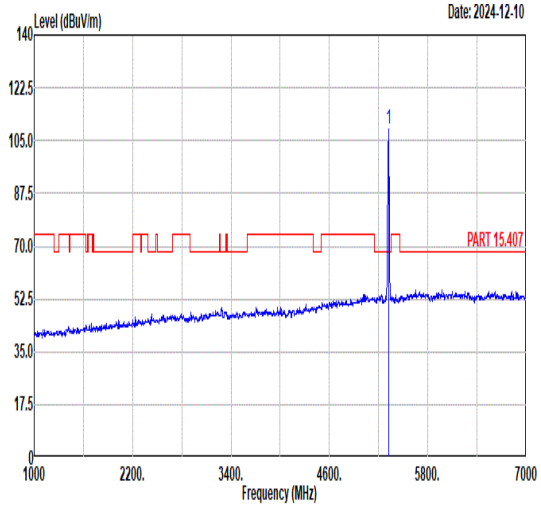 Freq Level Limit Line Margin (dB) Read Level Ant Factor Cable Loss Preamp Factor APos TPos Remark MHz dBuV/m dBuV/m dBuV dB/m dB dB cm deg 1 5320.00 108.64 ------ ------ 94.40 35.94 10.96 32.66 368 360 PEAK
Avg	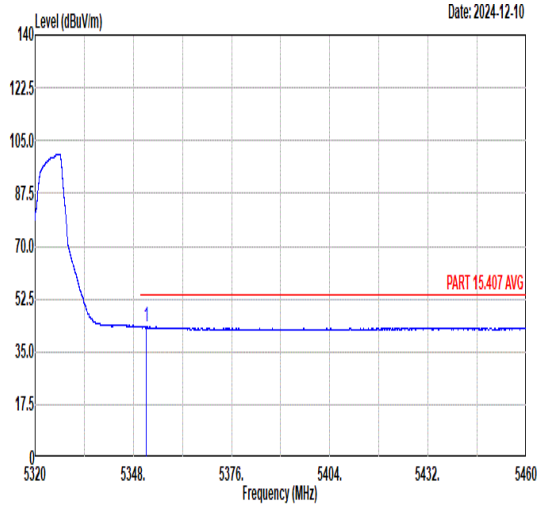 Freq Level Limit Line Margin (dB) Read Level Ant Factor Cable Loss Preamp Factor APos TPos Remark MHz dBuV/m dBuV/m dBuV dB/m dB dB cm deg 1 5351.71 43.41 54.00 -10.59 29.04 36.10 10.94 32.67 368 360 AVERAGE	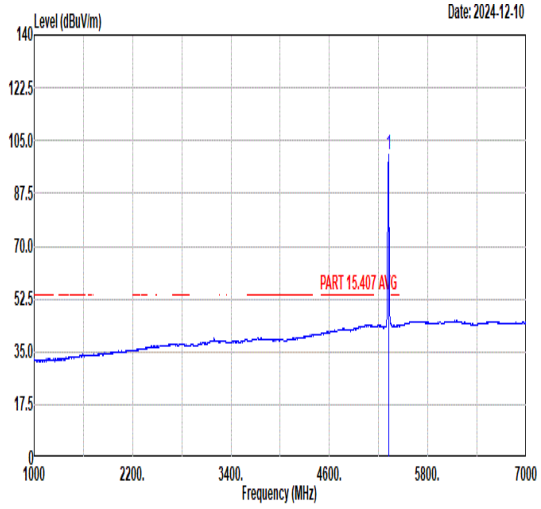 Freq Level Limit Line Margin (dB) Read Level Ant Factor Cable Loss Preamp Factor APos TPos Remark MHz dBuV/m dBuV/m dBuV dB/m dB dB cm deg 1 5320.00 100.32 ------ ------ 86.08 35.94 10.96 32.66 368 360 AVERAGE

Mode	66	
	Band Edge	
	U-NII-2A_5.25-5.35_802.11be EHT20_CH64_Small RU Index 54+4_5320MHz	
ANT	5+7	
Pol.	Horizontal	Fundamental
Peak	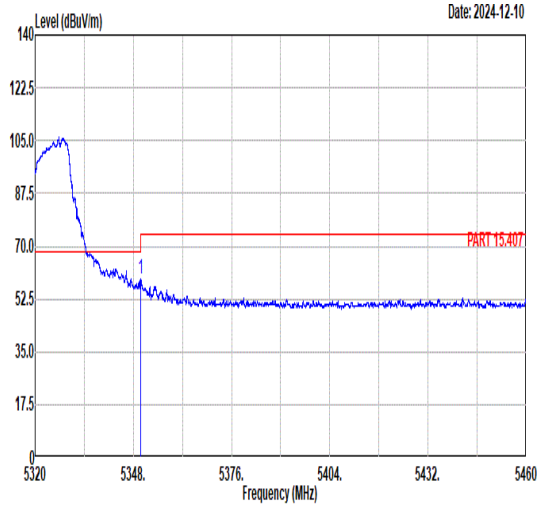 Freq Level Limit Line Margin (dB) Read Level Ant Factor Cable Loss Preamp Factor APos TPos Remark 1 5350.04 59.38 74.00 -14.62 45.01 36.10 10.94 32.67 168 30 PEAK	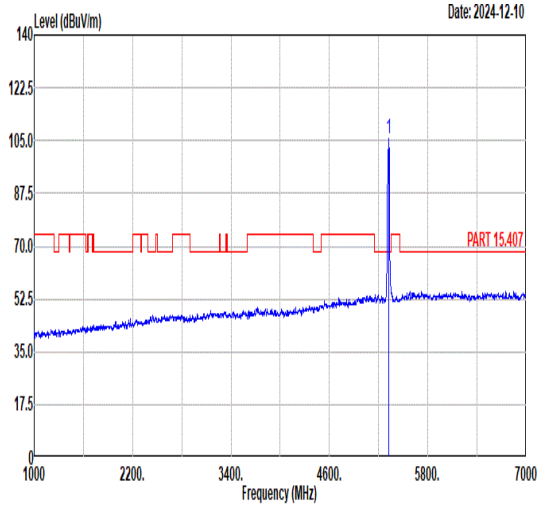 Freq Level Limit Line Margin (dB) Read Level Ant Factor Cable Loss Preamp Factor APos TPos Remark 1 5320.00 105.48 ------ ------ 91.24 35.94 10.96 32.66 168 30 PEAK
Avg	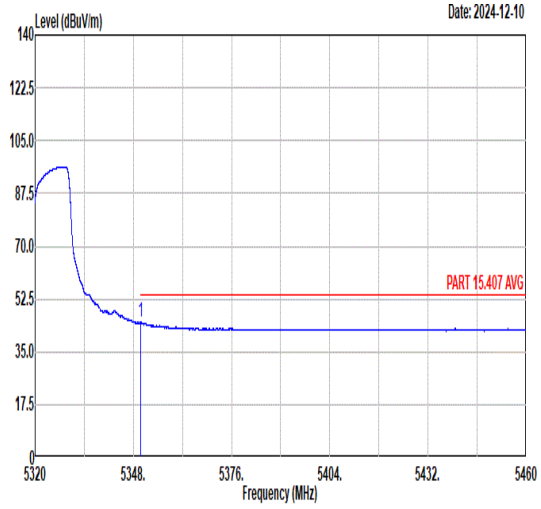 Freq Level Limit Line Margin (dB) Read Level Ant Factor Cable Loss Preamp Factor APos TPos Remark 1 5350.17 44.84 54.00 -9.16 30.47 36.10 10.94 32.67 168 30 AVERAGE	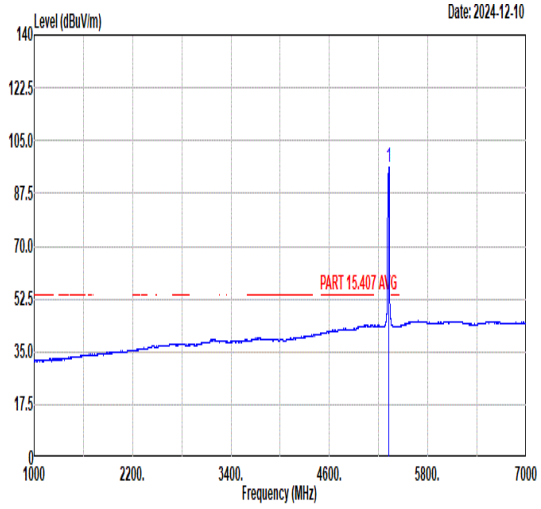 Freq Level Limit Line Margin (dB) Read Level Ant Factor Cable Loss Preamp Factor APos TPos Remark 1 5320.00 96.13 ------ ------ 81.89 35.94 10.96 32.66 168 30 AVERAGE

Mode	66	
	Band Edge	
	U-NII-2A_5.25-5.35_802.11be EHT20_CH64_Small RU Index 54+4_5320MHz	
ANT	5+7	
Pol.	Vertical	Fundamental
Peak	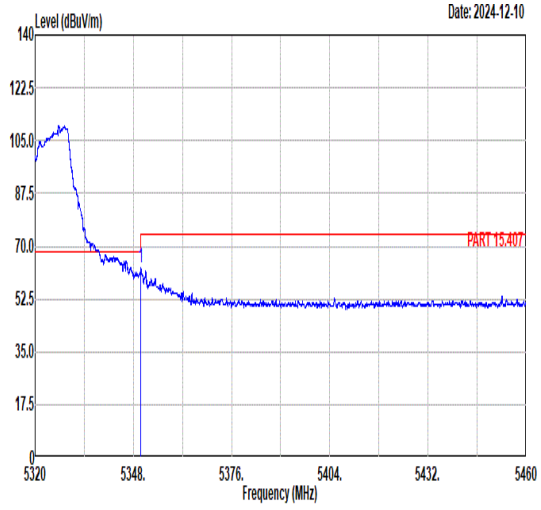 Freq Level Limit Line Margin (dB) Read Level Ant Factor Cable Loss Preamp Factor APos TPos Remark MHz dBuV/m dBuV/m dBuV dB/m dB dB cm deg 1 5350.17 62.61 74.00 -11.39 48.24 36.10 10.94 32.67 367 360 PEAK	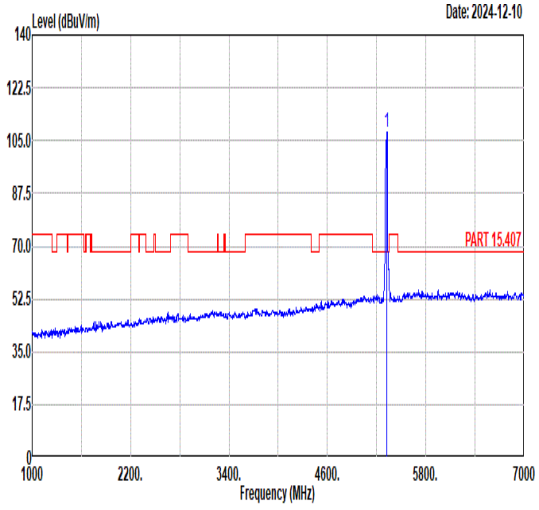 Freq Level Limit Line Margin (dB) Read Level Ant Factor Cable Loss Preamp Factor APos TPos Remark MHz dBuV/m dBuV/m dBuV dB/m dB dB cm deg 1 5320.00 107.96 ------ ------ 93.72 35.94 10.96 32.66 367 360 PEAK
Avg	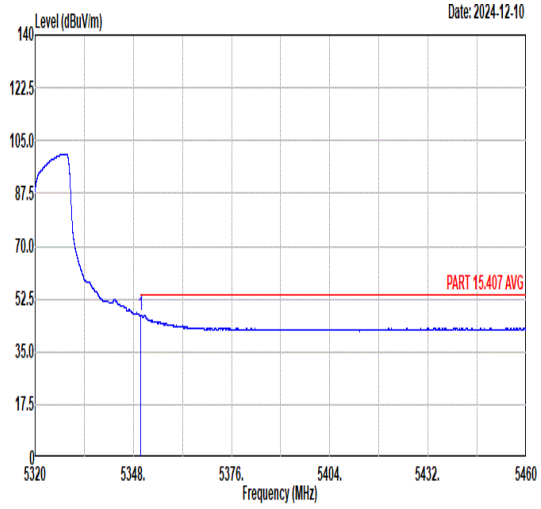 Freq Level Limit Line Margin (dB) Read Level Ant Factor Cable Loss Preamp Factor APos TPos Remark MHz dBuV/m dBuV/m dBuV dB/m dB dB cm deg 1 5350.00 47.25 54.00 -6.75 32.88 36.10 10.94 32.67 367 360 AVERAGE	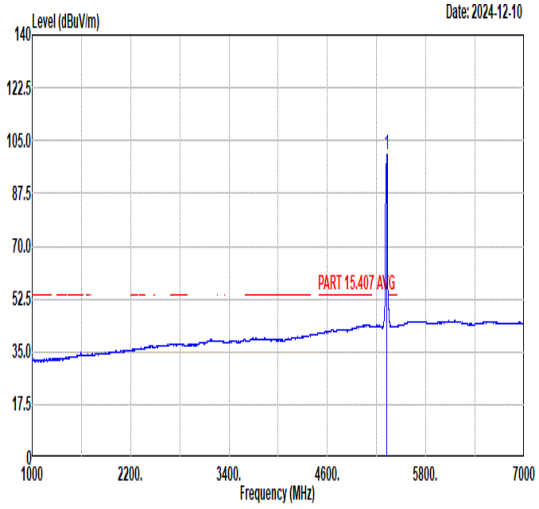 Freq Level Limit Line Margin (dB) Read Level Ant Factor Cable Loss Preamp Factor APos TPos Remark MHz dBuV/m dBuV/m dBuV dB/m dB dB cm deg 1 5320.00 100.55 ------ ------ 86.31 35.94 10.96 32.66 367 360 AVERAGE

Mode	67	
	Band Edge	
	U-NII-2C_5.47-5.725_802.11be EHT20_CH100_Small RU Index 37+2_5500MHz	
ANT	5+7	
Pol.	Horizontal	Fundamental
Peak	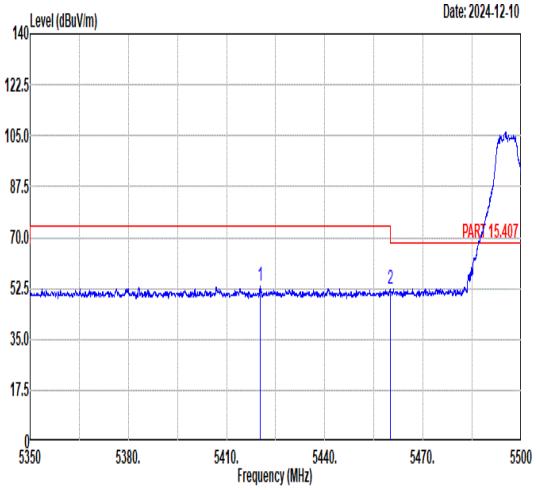 Freq Level Limit Line Margin (dB) Read Level Ant Factor Cable Loss Preamp Factor APos TPos Remark MHz dBuV/m dBuV/m dBuV dB/m dB dB cm deg 1 5420.29 53.22 74.00 -20.78 38.98 35.96 10.96 32.68 400 225 PEAK 2 5460.04 52.38 68.30 -15.92 38.01 35.94 11.12 32.69 400 225 PEAK	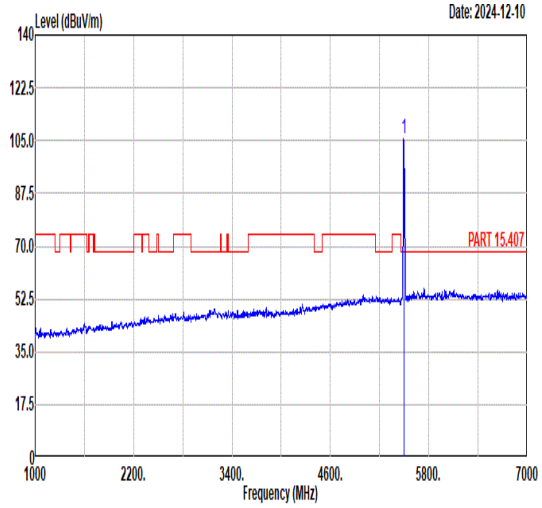 Freq Level Limit Line Margin (dB) Read Level Ant Factor Cable Loss Preamp Factor APos TPos Remark MHz dBuV/m dBuV/m dBuV dB/m dB dB cm deg 1 5500.00 105.46 ------ ------ 90.84 36.07 11.25 32.70 400 225 PEAK
Avg	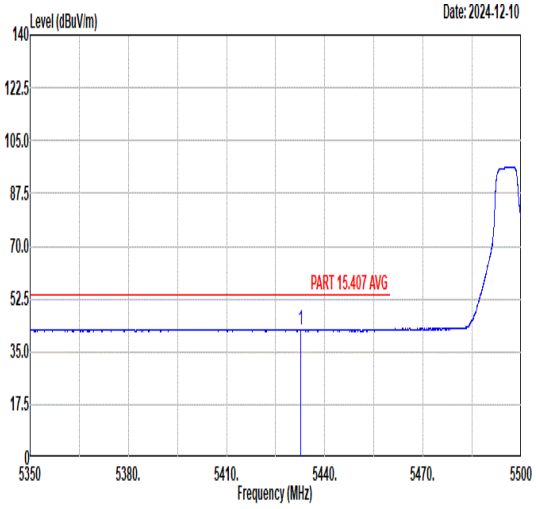 Freq Level Limit Line Margin (dB) Read Level Ant Factor Cable Loss Preamp Factor APos TPos Remark MHz dBuV/m dBuV/m dBuV dB/m dB dB cm deg 1 5432.73 42.48 54.00 -11.52 28.23 35.93 11.01 32.69 400 225 AVERAGE	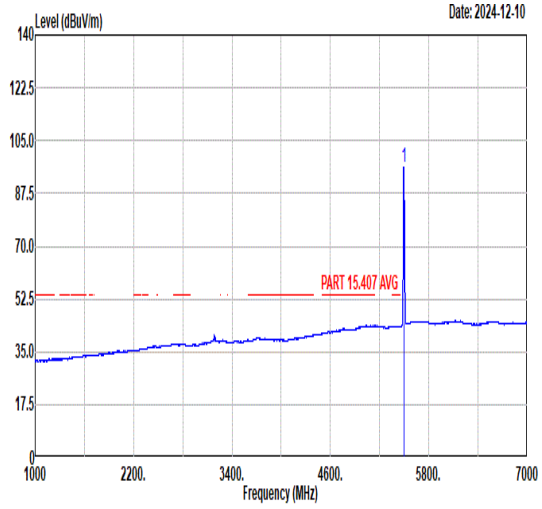 Freq Level Limit Line Margin (dB) Read Level Ant Factor Cable Loss Preamp Factor APos TPos Remark MHz dBuV/m dBuV/m dBuV dB/m dB dB cm deg 1 5500.00 96.33 ------ ------ 81.71 36.07 11.25 32.70 400 225 AVERAGE

Mode	67	
	Band Edge	
	U-NII-2C_5.47-5.725_802.11be EHT20_CH100_Small RU Index 37+2_5500MHz	
ANT	5+7	
Pol.	Vertical	Fundamental
Peak	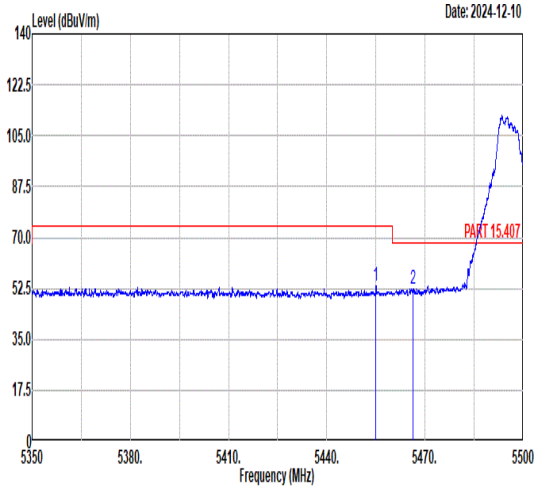 Freq Level Limit Line Margin (dB) Read Level Ant Factor Cable Loss Preamp Factor APos TPos Remark MHz dBuV/m dBuV/m dBuV dB/m dB dB cm deg 1 5454.93 53.47 74.00 -20.53 39.14 35.92 11.10 32.69 398 343 PEAK 2 5466.34 52.33 68.30 -15.97 37.90 35.97 11.15 32.69 398 343 PEAK	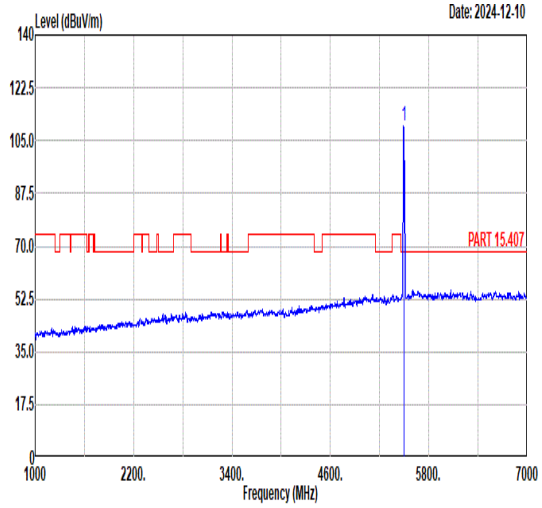 Freq Level Limit Line Margin (dB) Read Level Ant Factor Cable Loss Preamp Factor APos TPos Remark MHz dBuV/m dBuV/m dBuV dB/m dB dB cm deg 1 5500.00 109.81 ------ ------ 95.19 36.07 11.25 32.70 398 343 PEAK
Avg	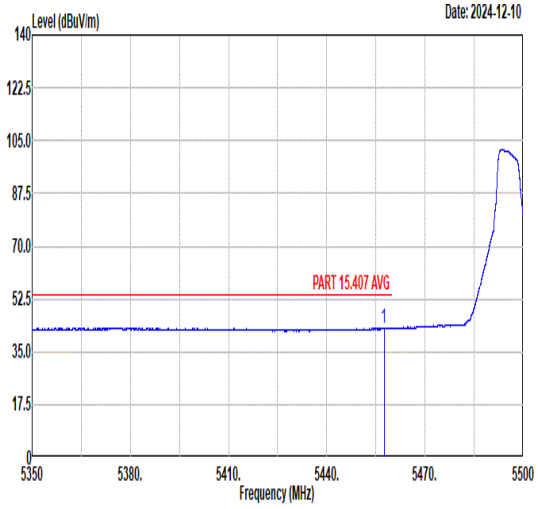 Freq Level Limit Line Margin (dB) Read Level Ant Factor Cable Loss Preamp Factor APos TPos Remark MHz dBuV/m dBuV/m dBuV dB/m dB dB cm deg 1 5457.48 42.83 54.00 -11.17 28.48 35.93 11.11 32.69 398 343 AVERAGE	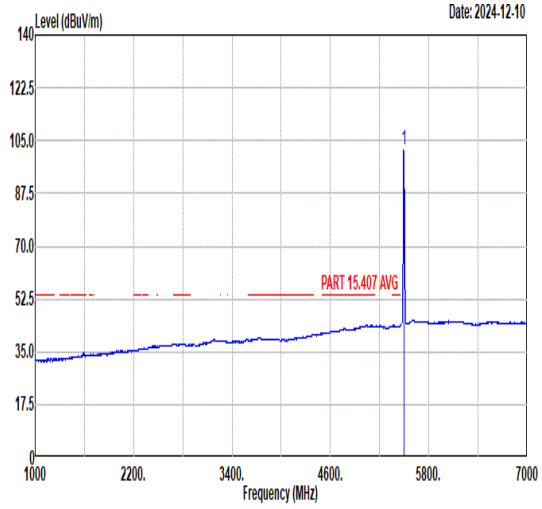 Freq Level Limit Line Margin (dB) Read Level Ant Factor Cable Loss Preamp Factor APos TPos Remark MHz dBuV/m dBuV/m dBuV dB/m dB dB cm deg 1 5500.00 101.88 ------ ------ 87.26 36.07 11.25 32.70 398 343 AVERAGE

Mode	68	
	Band Edge	
	U-NII-2C_5.47-5.725_802.11be EHT20_CH100_Small RU Index 53+4_5500MHz	
ANT	5+7	
Pol.	Horizontal	Fundamental
Peak	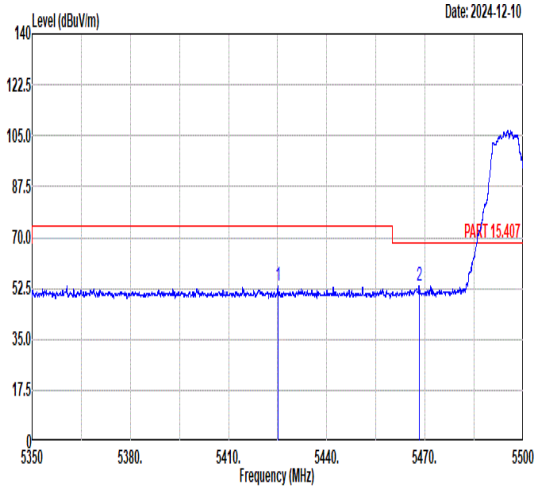 Freq Level Limit Line Margin (dB) Read Level Ant Factor Cable Loss Preamp Factor APos TPos Remark MHz dBuV/m dBuV/m dBuV dB/m dB dB cm deg 1 5425.09 53.50 74.00 -20.50 39.26 35.95 10.98 32.69 400 227 PEAK 2 5468.22 53.27 68.30 -15.03 38.84 35.97 11.15 32.69 400 227 PEAK	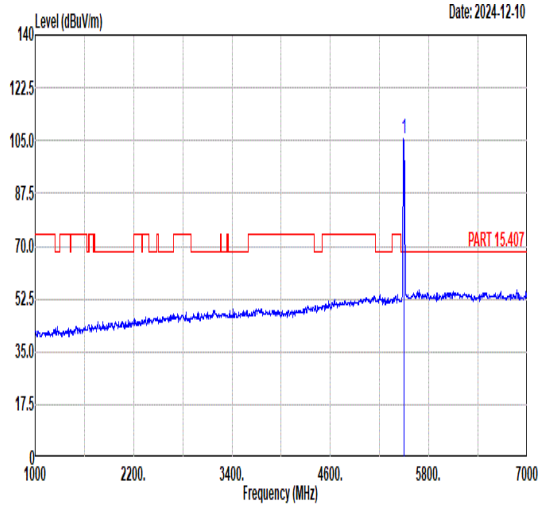 Freq Level Limit Line Margin (dB) Read Level Ant Factor Cable Loss Preamp Factor APos TPos Remark MHz dBuV/m dBuV/m dBuV dB/m dB dB cm deg 1 5500.00 105.51 ------ ------ 90.89 36.07 11.25 32.70 400 227 PEAK
Avg	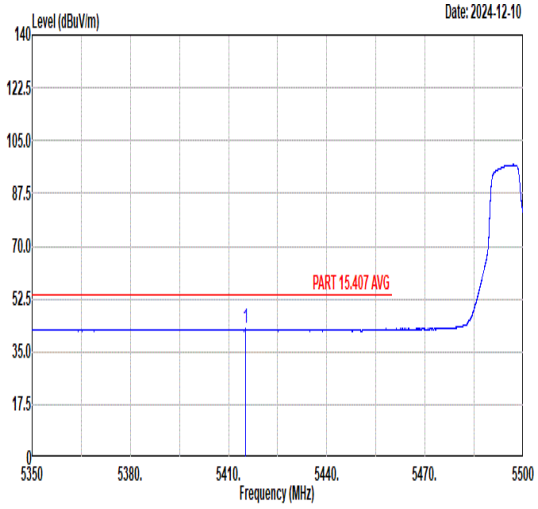 Freq Level Limit Line Margin (dB) Read Level Ant Factor Cable Loss Preamp Factor APos TPos Remark MHz dBuV/m dBuV/m dBuV dB/m dB dB cm deg 1 5415.18 42.55 54.00 -11.45 28.33 35.97 10.93 32.68 400 227 AVERAGE	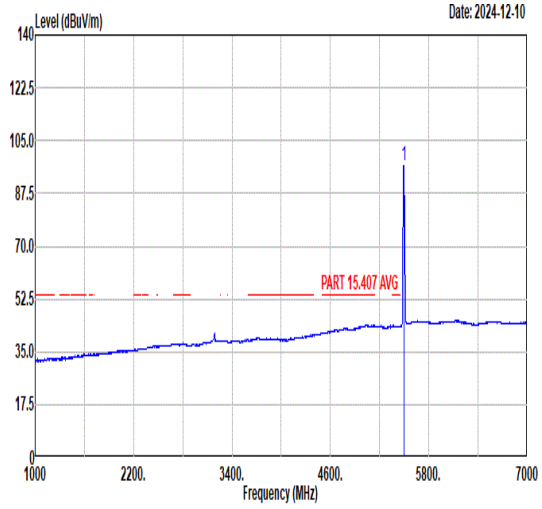 Freq Level Limit Line Margin (dB) Read Level Ant Factor Cable Loss Preamp Factor APos TPos Remark MHz dBuV/m dBuV/m dBuV dB/m dB dB cm deg 1 5500.00 96.90 ------ ------ 82.24 36.09 11.27 32.70 400 227 AVERAGE

Mode	68	
	Band Edge	
	U-NII-2C_5.47-5.725_802.11be EHT20_CH100_Small RU Index 53+4_5500MHz	
ANT	5+7	
Pol.	Vertical	Fundamental
Peak	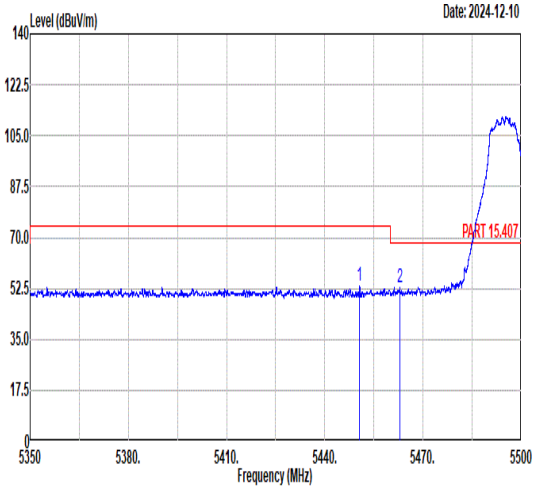 Freq Level Limit Line Margin (dB) Read Level Ant Factor Cable Loss Preamp Factor APos TPos Remark MHz dBuV/m dBuV/m dBuV dB/m dB dB cm deg 1 5450.59 53.22 74.00 -20.78 38.93 35.90 11.08 32.69 394 325 PEAK 2 5462.89 52.69 68.30 -15.61 38.30 35.95 11.13 32.69 394 325 PEAK	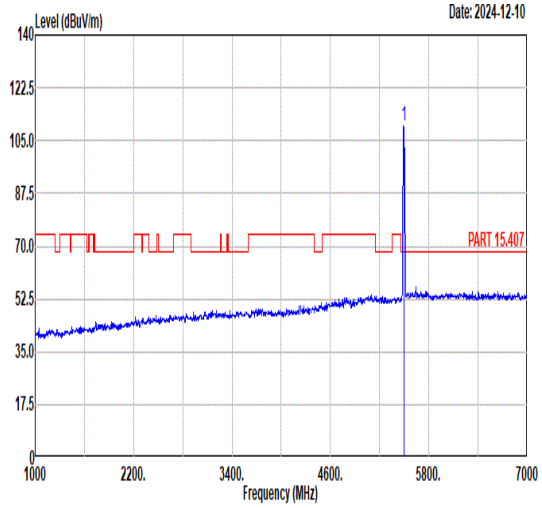 Freq Level Limit Line Margin (dB) Read Level Ant Factor Cable Loss Preamp Factor APos TPos Remark MHz dBuV/m dBuV/m dBuV dB/m dB dB cm deg 1 5500.00 110.00 ------ ------ 95.38 36.07 11.25 32.70 394 325 PEAK
Avg	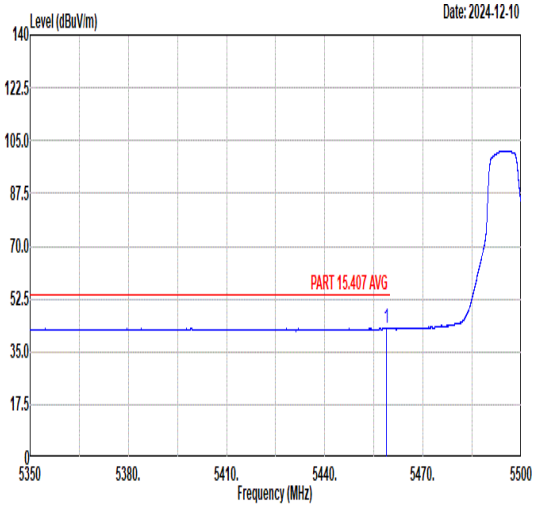 Freq Level Limit Line Margin (dB) Read Level Ant Factor Cable Loss Preamp Factor APos TPos Remark MHz dBuV/m dBuV/m dBuV dB/m dB dB cm deg 1 5458.84 42.90 54.00 -11.10 28.53 35.94 11.12 32.69 394 325 AVERAGE	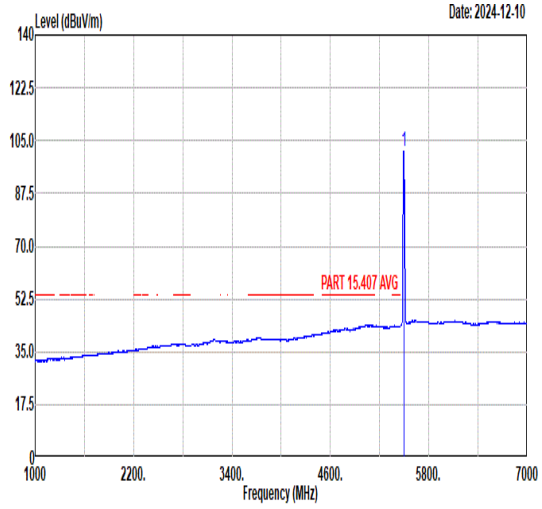 Freq Level Limit Line Margin (dB) Read Level Ant Factor Cable Loss Preamp Factor APos TPos Remark MHz dBuV/m dBuV/m dBuV dB/m dB dB cm deg 1 5500.00 101.45 ------ ------ 86.83 36.07 11.25 32.70 394 325 AVERAGE

Mode	69	
	Band Edge	
	U-NII-2C_5.47-5.725_802.11be EHT20_CH140_Small RU Index 40+6_5700MHz	
ANT	5+7	
Pol.	Horizontal	Fundamental
Peak	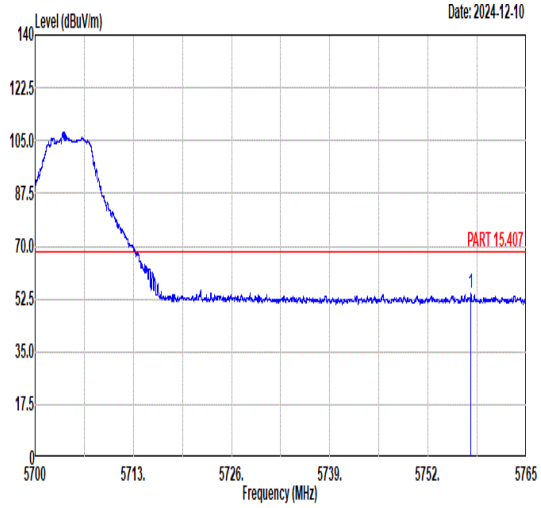 Freq Level Limit Line Margin (dB) Read Level Ant Factor Cable Loss Preamp Factor APos TPos Remark MHz dBuV/m dBuV/m dBuV dB/m dB dB cm deg 1 5757.69 54.68 68.30 -13.62 39.16 36.68 11.64 32.80 394 351 PEAK	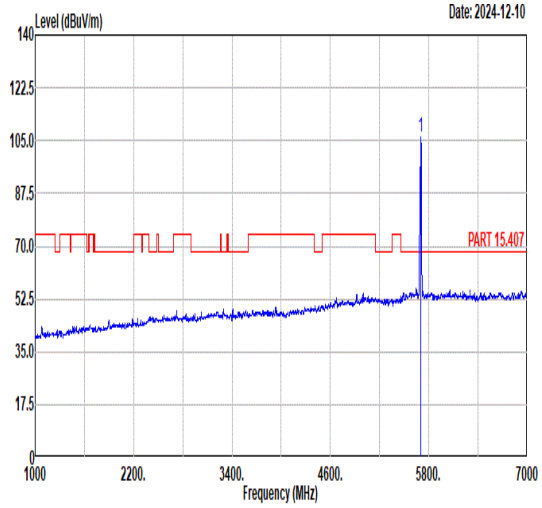 Freq Level Limit Line Margin (dB) Read Level Ant Factor Cable Loss Preamp Factor APos TPos Remark MHz dBuV/m dBuV/m dBuV dB/m dB dB cm deg 1 5700.00 105.97 ------ ------ 90.49 36.60 11.66 32.78 394 351 PEAK
Avg	Blank	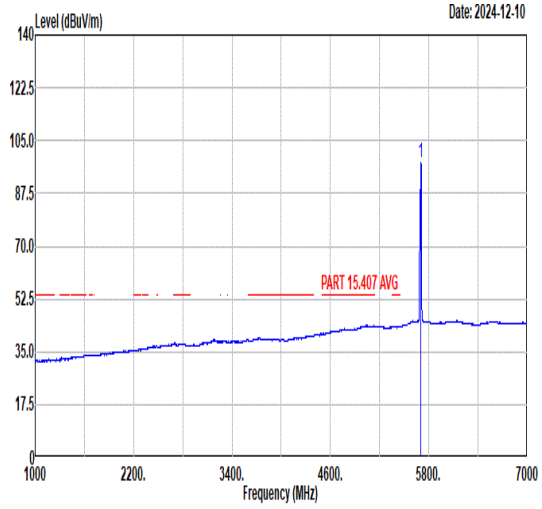 Freq Level Limit Line Margin (dB) Read Level Ant Factor Cable Loss Preamp Factor APos TPos Remark MHz dBuV/m dBuV/m dBuV dB/m dB dB cm deg 1 5700.00 97.69 ------ ------ 82.21 36.60 11.66 32.78 394 351 AVERAGE

Mode	69	
	Band Edge	
	U-NII-2C_5.47-5.725_802.11be EHT20_CH140_Small RU Index 40+6_5700MHz	
ANT	5+7	
Pol.	Vertical	Fundamental
Peak	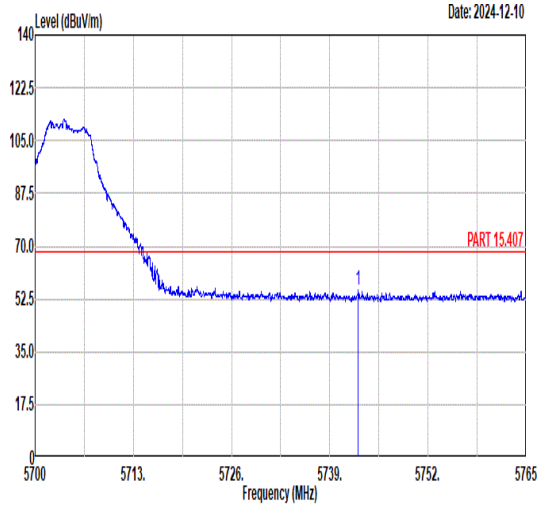 Freq Level Limit Line Margin (dB) Read Level Ant Factor Cable Loss Preamp Factor APos TPos Remark MHz dBuV/m dBuV/m dBuV dB/m dB dB cm deg 1 5742.74 55.36 68.30 -12.94 39.82 36.69 11.65 32.80 239 301 PEAK	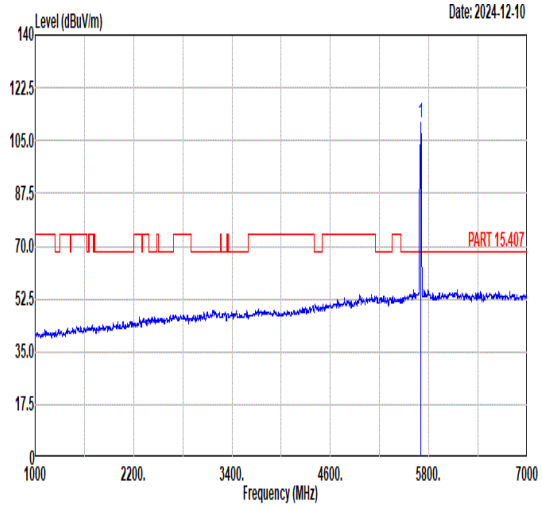 Freq Level Limit Line Margin (dB) Read Level Ant Factor Cable Loss Preamp Factor APos TPos Remark MHz dBuV/m dBuV/m dBuV dB/m dB dB cm deg 1 5700.00 111.11 ------ ------ 95.63 36.60 11.66 32.78 239 301 PEAK
Avg	Blank	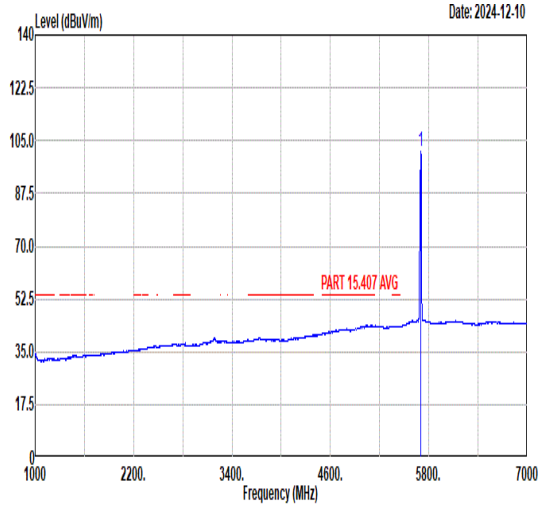 Freq Level Limit Line Margin (dB) Read Level Ant Factor Cable Loss Preamp Factor APos TPos Remark MHz dBuV/m dBuV/m dBuV dB/m dB dB cm deg 1 5700.00 101.58 ------ ------ 86.10 36.60 11.66 32.78 239 301 AVERAGE

Mode	70	
	Band Edge	
	U-NII-2C_5.47-5.725_802.11be EHT20_CH140_Small RU Index 54+4_5700MHz	
ANT	5+7	
Pol.	Horizontal	Fundamental
Peak	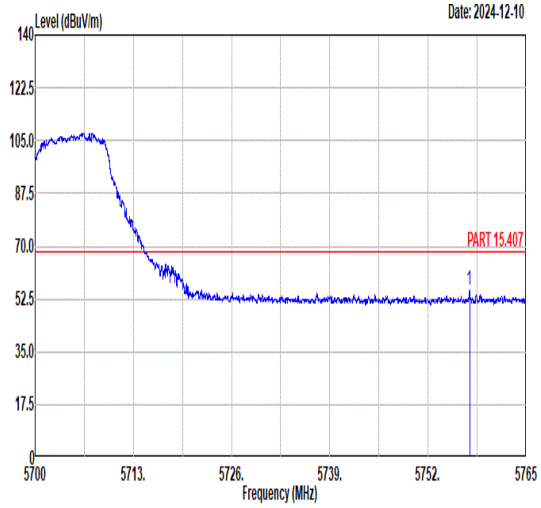 Freq Level Limit Line Margin (dB) Read Level Ant Factor Cable Loss Preamp Factor APos TPos Remark MHz dBuV/m dBuV/m dBuV dB/m dB dB cm deg 1 5757.49 55.23 68.30 -13.07 39.70 36.69 11.64 32.80 395 351 PEAK	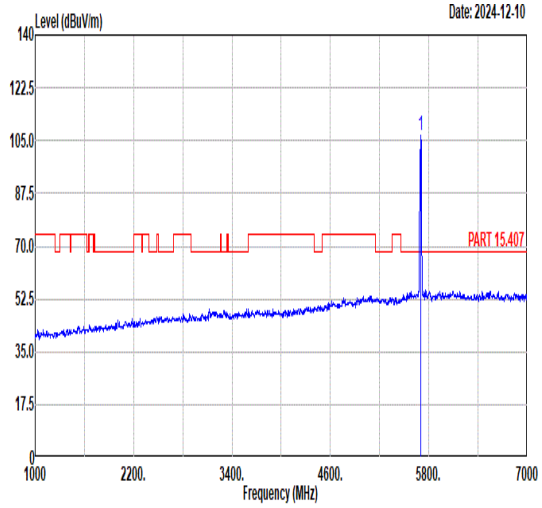 Freq Level Limit Line Margin (dB) Read Level Ant Factor Cable Loss Preamp Factor APos TPos Remark MHz dBuV/m dBuV/m dBuV dB/m dB dB cm deg 1 5700.00 106.94 ------ ------ 91.46 36.60 11.66 32.78 395 351 PEAK
Avg	Blank	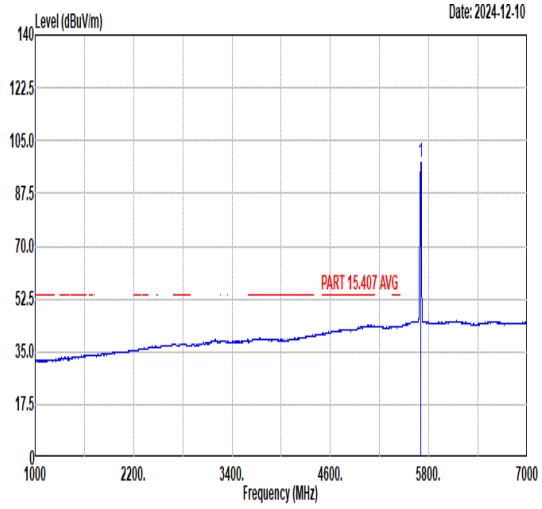 Freq Level Limit Line Margin (dB) Read Level Ant Factor Cable Loss Preamp Factor APos TPos Remark MHz dBuV/m dBuV/m dBuV dB/m dB dB cm deg 1 5700.00 97.92 ------ ------ 82.44 36.60 11.66 32.78 395 351 AVERAGE

Mode	70	
	Band Edge	
	U-NII-2C_5.47-5.725_802.11be EHT20_CH140_Small RU Index 54+4_5700MHz	
ANT	5+7	
Pol.	Vertical	Fundamental
Peak	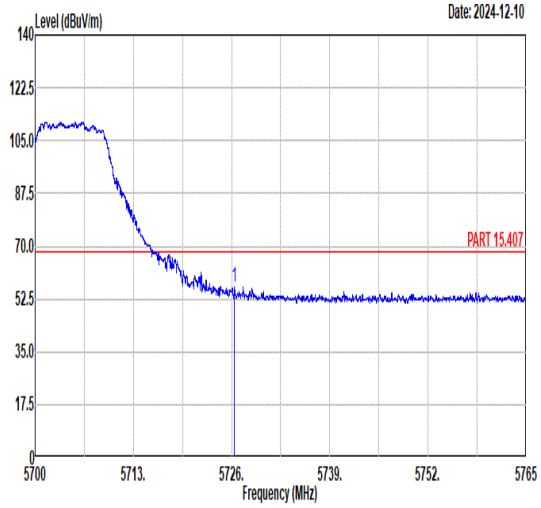 Freq Level Limit Line Margin (dB) Read Level Ant Factor Cable Loss Preamp Factor APos TPos Remark MHz dBuV/m dBuV/m dBuV dB/m dB dB cm deg 1 5726.36 56.59 68.30 -11.71 41.08 36.65 11.65 32.79 237 300 PEAK	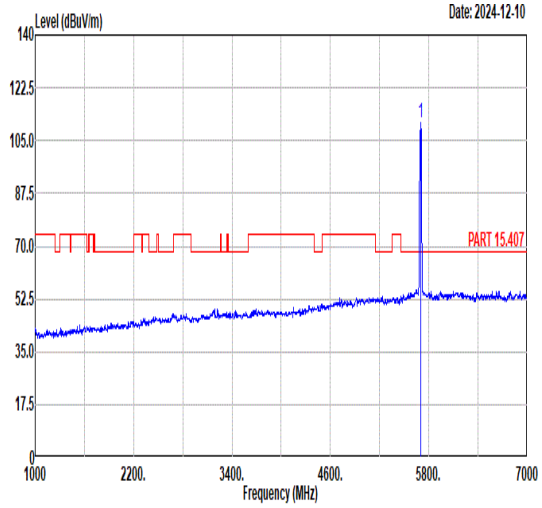 Freq Level Limit Line Margin (dB) Read Level Ant Factor Cable Loss Preamp Factor APos TPos Remark MHz dBuV/m dBuV/m dBuV dB/m dB dB cm deg 1 5700.00 110.80 ------ ------ 95.32 36.60 11.66 32.78 237 300 PEAK
Avg	Blank	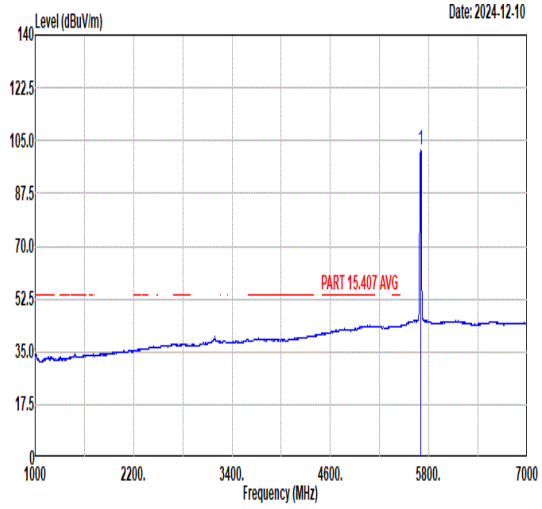 Freq Level Limit Line Margin (dB) Read Level Ant Factor Cable Loss Preamp Factor APos TPos Remark MHz dBuV/m dBuV/m dBuV dB/m dB dB cm deg 1 5700.00 102.05 ------ ------ 86.57 36.60 11.66 32.78 237 300 AVERAGE

Mode	71	
	Band Edge	
	U-NII-3_5.725-5.85_802.11be EHT20_CH149_Small RU Index 37+2_5745MHz	
ANT	5+7	
Pol.	Horizontal	Fundamental
Peak	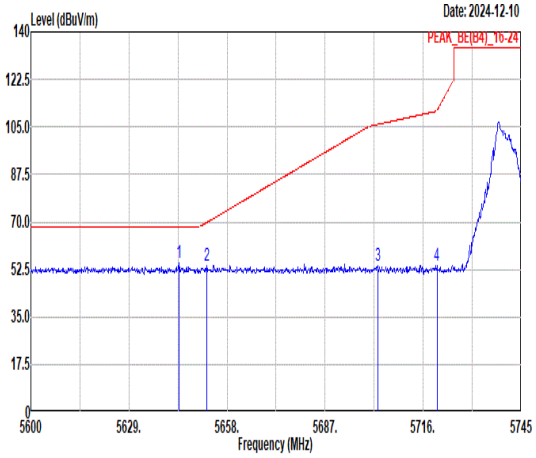 Freq Level Limit Line Margin (dB) Read Level Ant Factor Cable Loss Preamp Factor APos TPos Remark 1 5643.79 54.78 68.30 -13.52 39.37 36.48 11.69 32.76 130 351 PEAK 2 5651.91 53.76 69.72 -15.96 38.33 36.50 11.69 32.76 130 351 PEAK 3 5702.52 53.72 105.91 -52.19 38.23 36.61 11.66 32.78 130 351 PEAK 4 5720.06 53.67 110.94 -57.27 38.16 36.64 11.66 32.79 130 351 PEAK	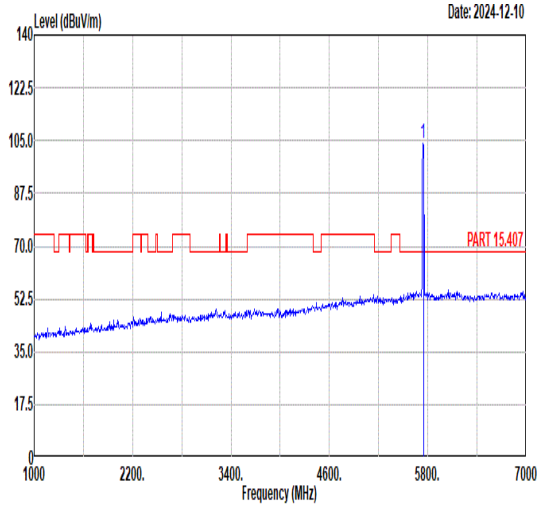 Freq Level Limit Line Margin (dB) Read Level Ant Factor Cable Loss Preamp Factor APos TPos Remark 1 5745.00 104.24 ------ ------ 88.71 36.68 11.65 32.80 130 351 PEAK
Avg	Blank	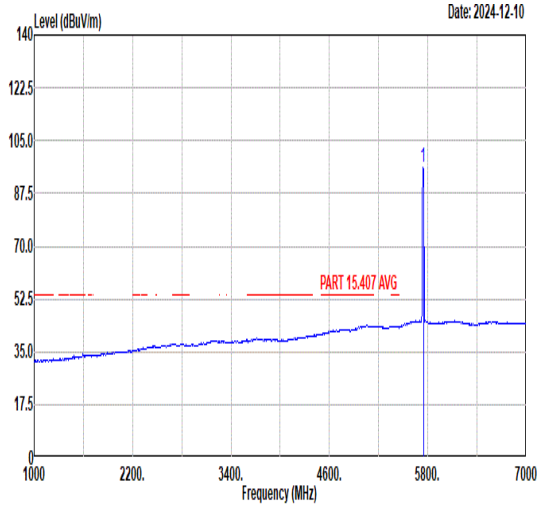 Freq Level Limit Line Margin (dB) Read Level Ant Factor Cable Loss Preamp Factor APos TPos Remark 1 5745.00 96.26 ------ ------ 80.73 36.68 11.65 32.80 130 351 AVERAGE

Mode	71	
	Band Edge	
	U-NII-3_5.725-5.85_802.11be EHT20_CH149_Small RU Index 37+2_5745MHz	
ANT	5+7	
Pol.	Vertical	Fundamental
Peak	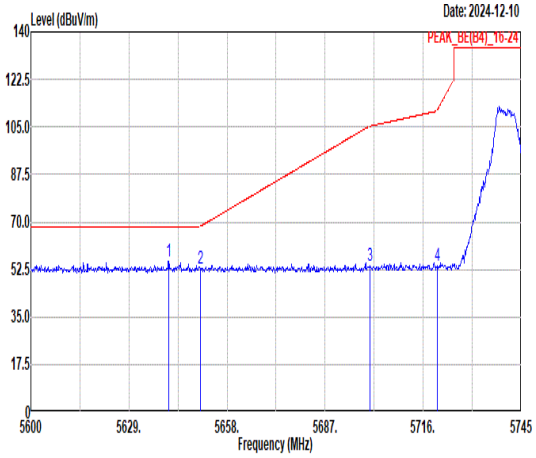 Freq Level Limit Line Margin (dB) Read Level Ant Factor Cable Loss Preamp Factor APos TPos Remark MHz dBuV/m dBuV/m dBuV dB/m dB dB cm deg 1 5640.75 55.61 68.30 -12.69 40.22 36.46 11.69 32.76 194 2 PEAK 2 5650.03 52.97 68.32 -15.35 37.54 36.50 11.69 32.76 194 2 PEAK 3 5700.20 53.81 105.25 -51.44 38.33 36.60 11.66 32.78 194 2 PEAK 4 5720.21 53.76 111.27 -57.51 38.25 36.64 11.66 32.79 194 2 PEAK	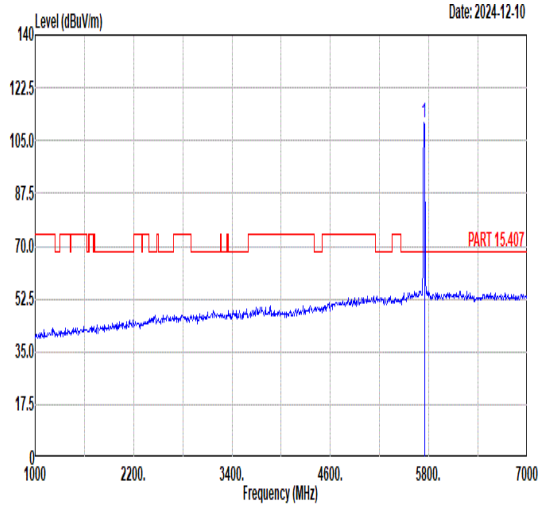 Freq Level Limit Line Margin (dB) Read Level Ant Factor Cable Loss Preamp Factor APos TPos Remark MHz dBuV/m dBuV/m dBuV dB/m dB dB cm deg 1 5745.00 110.86 ------ ------ 95.33 36.68 11.65 32.80 194 2 PEAK
Avg	Blank	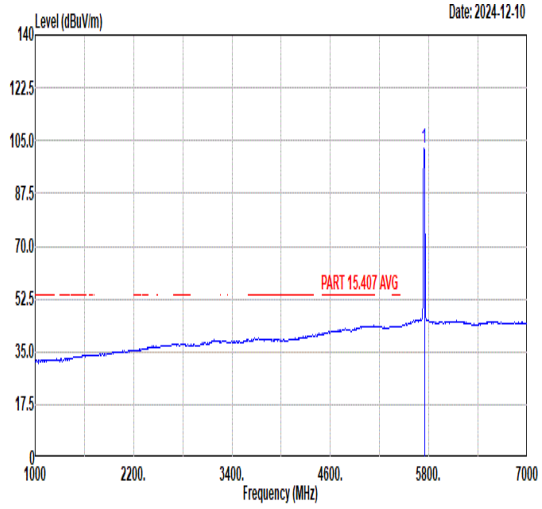 Freq Level Limit Line Margin (dB) Read Level Ant Factor Cable Loss Preamp Factor APos TPos Remark MHz dBuV/m dBuV/m dBuV dB/m dB dB cm deg 1 5745.00 102.58 ------ ------ 87.05 36.68 11.65 32.80 194 2 AVERAGE

Mode	72	
	Band Edge	
	U-NII-3_5.725-5.85_802.11be EHT20_CH149_Small RU Index 53+4_5745MHz	
ANT	5+7	
Pol.	Horizontal	Fundamental
Peak	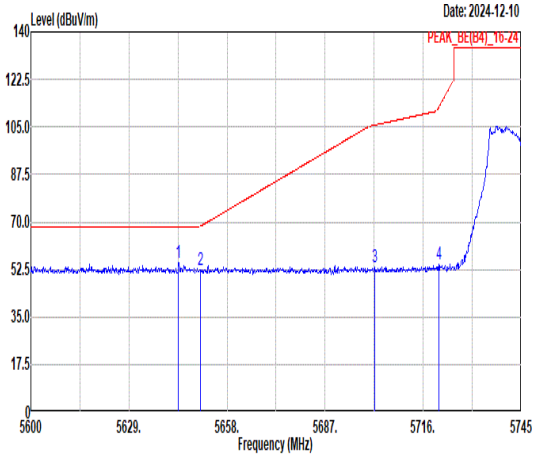 Freq Level Limit Line Margin (dB) Read Level Ant Factor Cable Loss Preamp Factor APos TPos Remark 1 5643.65 54.89 68.30 -13.41 39.49 36.47 11.69 32.76 135 318 PEAK 2 5650.17 52.26 68.43 -16.17 36.83 36.50 11.69 32.76 135 318 PEAK 3 5701.65 53.53 105.66 -52.13 38.05 36.60 11.66 32.78 135 318 PEAK 4 5720.64 54.21 112.26 -58.05 38.70 36.64 11.66 32.79 135 318 PEAK	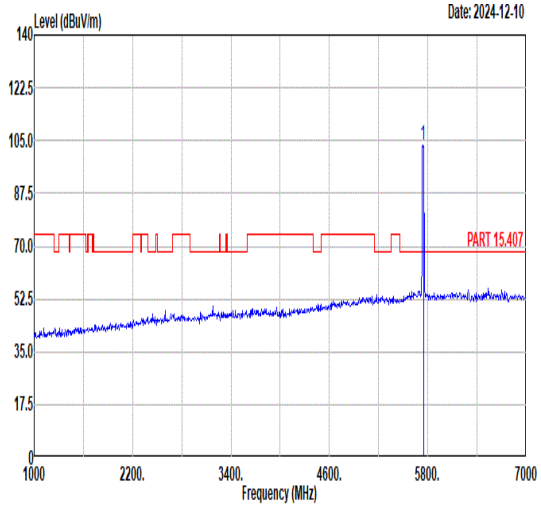 Freq Level Limit Line Margin (dB) Read Level Ant Factor Cable Loss Preamp Factor APos TPos Remark 1 5745.00 103.70 ------ ------ 88.17 36.68 11.65 32.80 135 318 PEAK
Avg	Blank	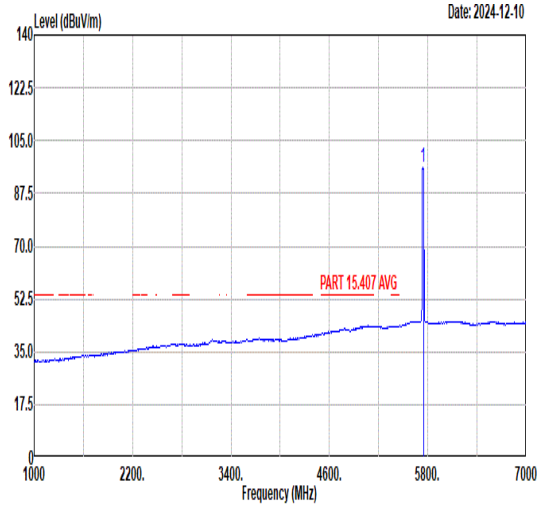 Freq Level Limit Line Margin (dB) Read Level Ant Factor Cable Loss Preamp Factor APos TPos Remark 1 5745.00 95.99 ------ ------ 80.46 36.68 11.65 32.80 135 318 AVERAGE

Mode	72	
	Band Edge	
	U-NII-3_5.725-5.85_802.11be EHT20_CH149_Small RU Index 53+4_5745MHz	
ANT	5+7	
Pol.	Vertical	Fundamental
Peak	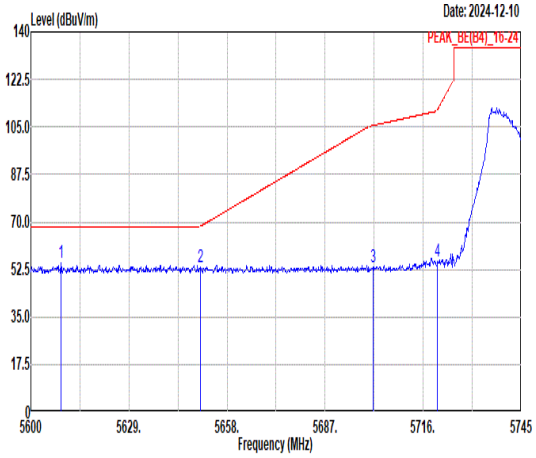 Freq Level Limit Line Margin (dB) Read Level Ant Factor Cable Loss Preamp Factor APos TPos Remark 1 5608.85 54.97 68.30 -13.33 39.66 36.34 11.71 32.74 204 7 PEAK 2 5650.03 53.10 68.32 -15.22 37.67 36.50 11.69 32.76 204 7 PEAK 3 5701.21 53.48 105.54 -52.06 38.00 36.60 11.66 32.78 204 7 PEAK 4 5720.21 55.43 111.27 -55.84 39.92 36.64 11.66 32.79 204 7 PEAK	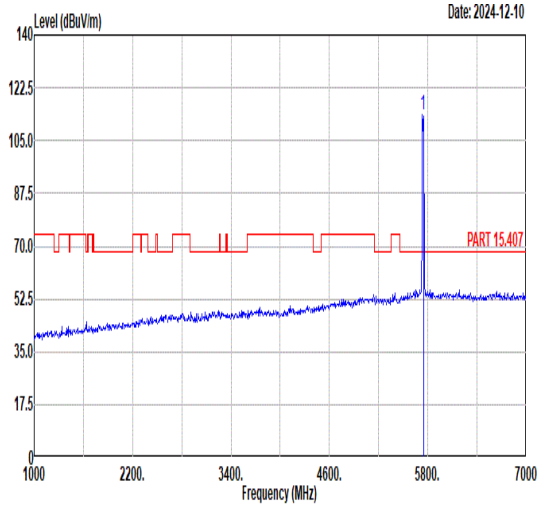 Freq Level Limit Line Margin (dB) Read Level Ant Factor Cable Loss Preamp Factor APos TPos Remark 1 5745.00 113.39 ------ ------ 97.86 36.67 11.65 32.79 204 7 PEAK
Avg	Blank	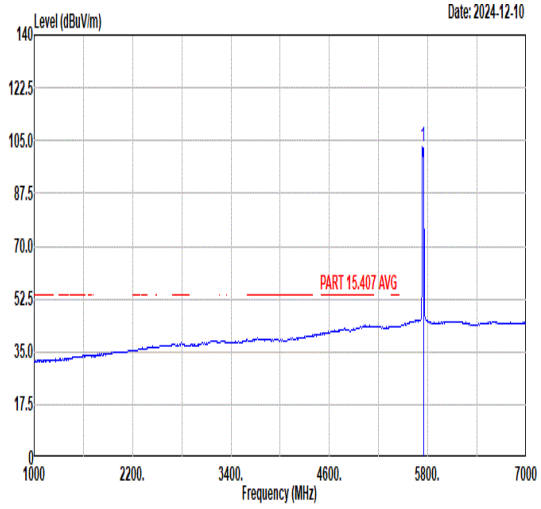 Freq Level Limit Line Margin (dB) Read Level Ant Factor Cable Loss Preamp Factor APos TPos Remark 1 5745.00 102.80 ------ ------ 87.27 36.67 11.65 32.79 204 7 AVERAGE

Mode	73	
	Band Edge	
	U-NII-3_5.725-5.85_802.11be EHT20_CH165_Small RU Index 40+6_5825MHz	
ANT	5+7	
Pol.	Horizontal	Fundamental
Peak	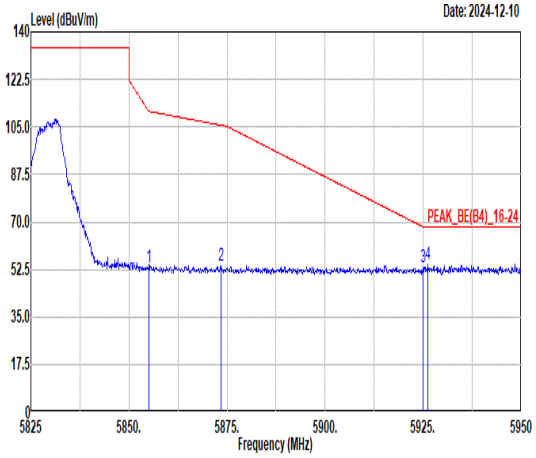 Freq Level Limit Line Margin (dB) Read Level Ant Factor Cable Loss Preamp Factor APos TPos Remark MHz dBuV/m dBuV/m dBuV dB/m dB dB cm deg 1 5855.00 53.57 110.80 -57.23 38.38 36.51 11.52 32.84 136 360 PEAK 2 5873.38 53.92 105.65 -51.73 38.73 36.55 11.49 32.85 136 360 PEAK 3 5925.00 53.40 68.20 -14.80 38.22 36.65 11.40 32.87 136 360 PEAK 4 5926.13 54.44 68.30 -13.86 39.26 36.65 11.40 32.87 136 360 PEAK	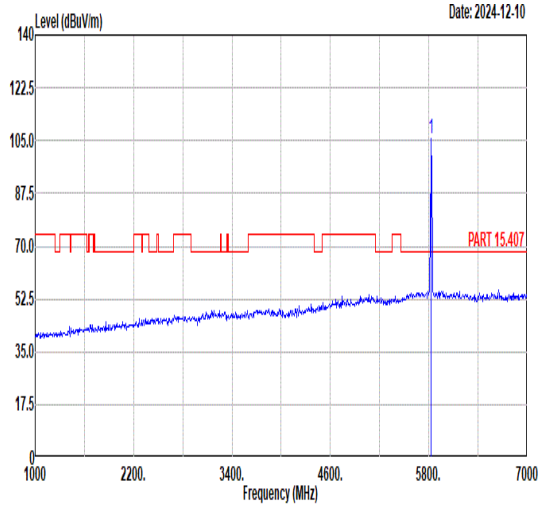 Freq Level Limit Line Margin (dB) Read Level Ant Factor Cable Loss Preamp Factor APos TPos Remark MHz dBuV/m dBuV/m dBuV dB/m dB dB cm deg 1 5825.00 105.49 ------ ------ 90.22 36.54 11.56 32.83 136 360 PEAK
Avg	Blank	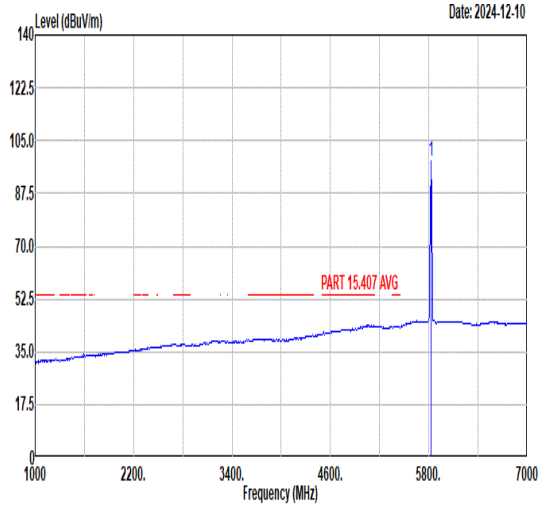 Freq Level Limit Line Margin (dB) Read Level Ant Factor Cable Loss Preamp Factor APos TPos Remark MHz dBuV/m dBuV/m dBuV dB/m dB dB cm deg 1 5825.00 98.46 ------ ------ 83.19 36.54 11.56 32.83 136 360 AVERAGE

Mode	73	
	Band Edge	
	U-NII-3_5.725-5.85_802.11be EHT20_CH165_Small RU Index 40+6_5825MHz	
ANT	5+7	
Pol.	Vertical	Fundamental
Peak	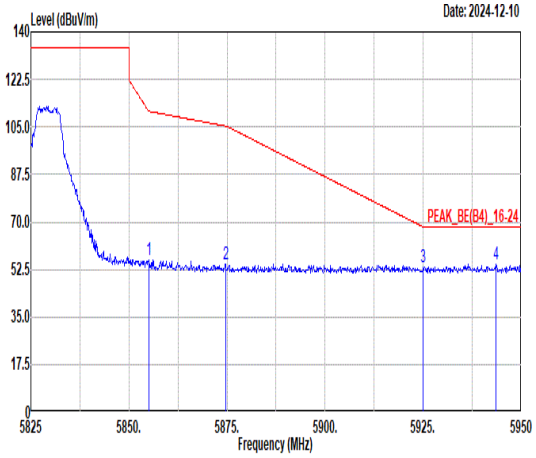 Freq Level Limit Line Margin (dB) Read Level Ant Factor Cable Loss Preamp Factor APos TPos Remark MHz dBuV/m dBuV/m dBuV dB/m dB dB cm deg 1 5855.00 56.26 110.80 -54.54 41.07 36.51 11.52 32.84 191 302 PEAK 2 5874.63 54.49 105.30 -50.81 39.30 36.55 11.49 32.85 191 302 PEAK 3 5925.00 53.55 68.20 -14.65 38.37 36.65 11.40 32.87 191 302 PEAK 4 5943.63 54.25 68.30 -14.05 39.07 36.69 11.37 32.88 191 302 PEAK	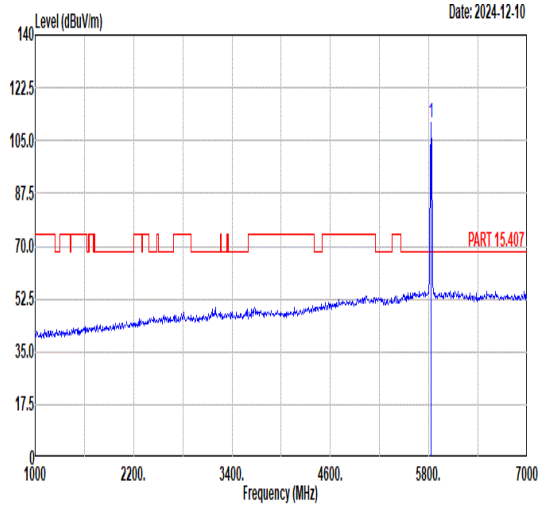 Freq Level Limit Line Margin (dB) Read Level Ant Factor Cable Loss Preamp Factor APos TPos Remark MHz dBuV/m dBuV/m dBuV dB/m dB dB cm deg 1 5825.00 110.77 ------ ------ 95.50 36.54 11.56 32.83 191 302 PEAK
Avg	Blank	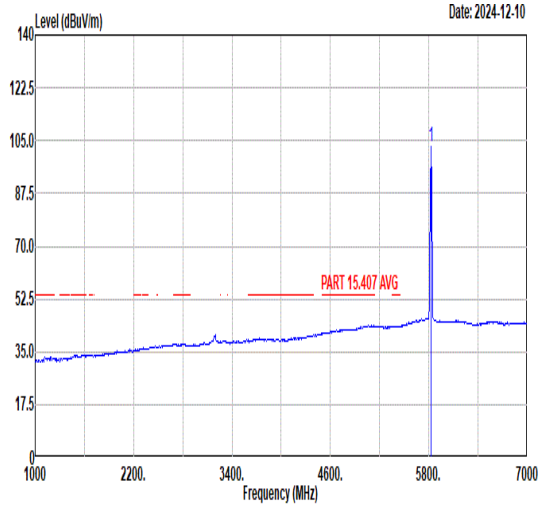 Freq Level Limit Line Margin (dB) Read Level Ant Factor Cable Loss Preamp Factor APos TPos Remark MHz dBuV/m dBuV/m dBuV dB/m dB dB cm deg 1 5825.00 103.18 ------ ------ 87.91 36.54 11.56 32.83 191 302 AVERAGE

Mode	74	
	Band Edge	
	U-NII-3_5.725-5.85_802.11be EHT20_CH165_Small RU Index 54+4_5825MHz	
ANT	5+7	
Pol.	Horizontal	Fundamental
Peak	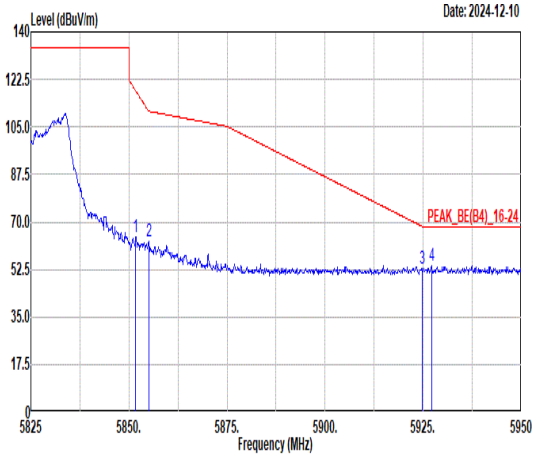 Freq Level Limit Line Margin Read Level Ant Factor Cable Loss Preamp Factor APos TPos Remark MHz dBuV/m dBuV/m dB dBuV dB/m dB dB cm deg 1 5851.75 64.37 110.80 -46.43 49.18 36.51 11.52 32.84 148 353 PEAK 2 5855.00 62.87 110.80 -47.93 47.68 36.51 11.52 32.84 148 353 PEAK 3 5924.75 52.62 68.38 -15.76 37.44 36.65 11.40 32.87 148 353 PEAK 4 5927.13 53.66 68.30 -14.64 38.48 36.65 11.40 32.87 148 353 PEAK	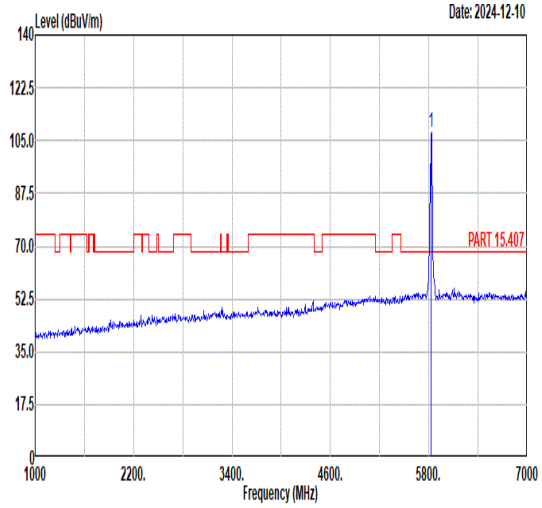 Freq Level Limit Line Margin Read Level Ant Factor Cable Loss Preamp Factor APos TPos Remark MHz dBuV/m dBuV/m dB dBuV dB/m dB dB cm deg 1 5825.00 107.77 ------ ------ 92.52 36.53 11.55 32.83 148 353 PEAK
Avg	Blank	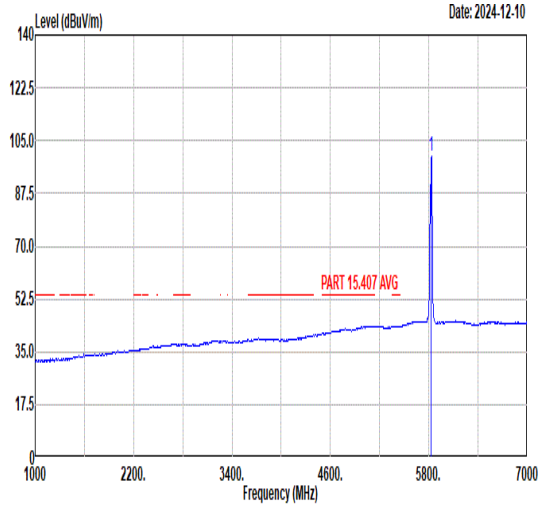 Freq Level Limit Line Margin Read Level Ant Factor Cable Loss Preamp Factor APos TPos Remark MHz dBuV/m dBuV/m dB dBuV dB/m dB dB cm deg 1 5825.00 99.94 ------ ------ 84.69 36.53 11.55 32.83 148 353 AVERAGE

Mode	74	
	Band Edge	
	U-NII-3_5.725-5.85_802.11be EHT20_CH165_Small RU Index 54+4_5825MHz	
ANT	5+7	
Pol.	Vertical	Fundamental
Peak	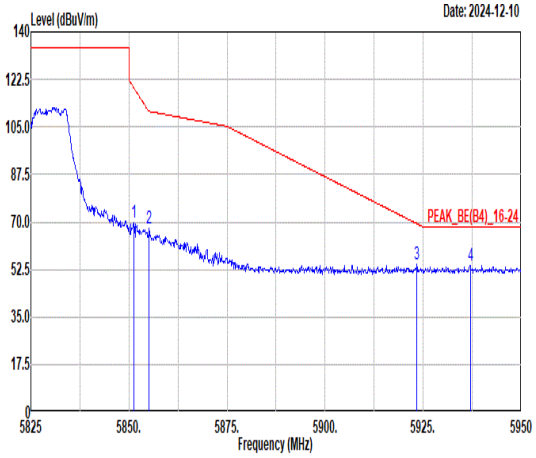 Freq Level Limit Line Margin Read Level Ant Factor Cable Loss Preamp Factor APos TPos Remark MHz dBuV/m dBuV/m dB dBuV dB/m dB dB cm deg 1 5851.25 69.72 110.80 -41.08 54.53 36.51 11.52 32.84 191 303 PEAK 2 5855.13 67.64 110.76 -43.12 52.45 36.51 11.52 32.84 191 303 PEAK 3 5923.38 54.42 69.40 -14.98 39.23 36.65 11.41 32.87 191 303 PEAK 4 5937.00 53.92 68.30 -14.38 38.74 36.67 11.38 32.87 191 303 PEAK	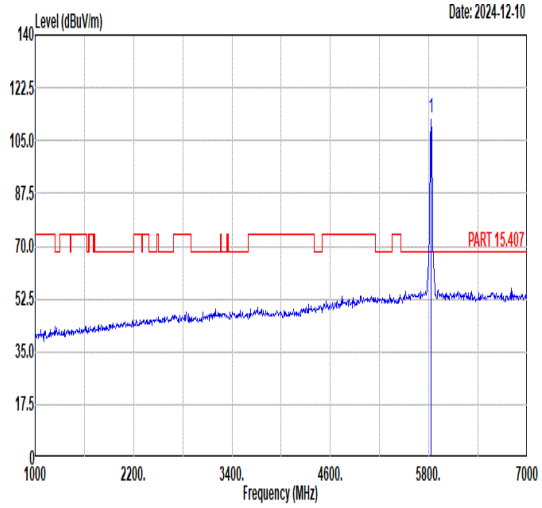 Freq Level Limit Line Margin Read Level Ant Factor Cable Loss Preamp Factor APos TPos Remark MHz dBuV/m dBuV/m dB dBuV dB/m dB dB cm deg 1 5825.00 112.36 ------ ------ 97.09 36.54 11.56 32.83 191 303 PEAK
Avg	Blank	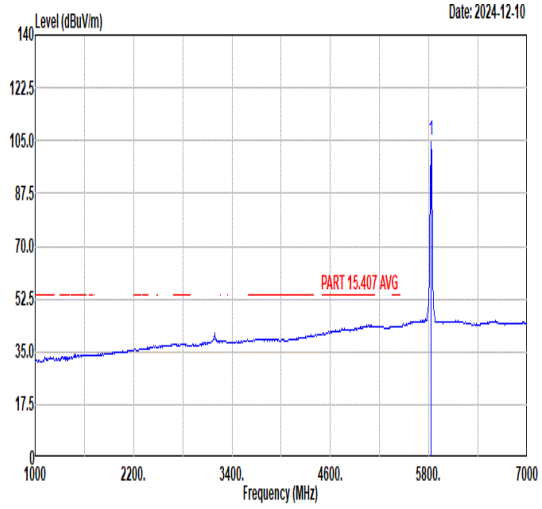 Freq Level Limit Line Margin Read Level Ant Factor Cable Loss Preamp Factor APos TPos Remark MHz dBuV/m dBuV/m dB dBuV dB/m dB dB cm deg 1 5825.00 104.88 ------ ------ 89.61 36.54 11.56 32.83 191 303 AVERAGE

Mode	75	
	Band Edge - L	
	U-NII-1_5.15-5.25_802.11be EHT80_CH42_Puncturing 20M RU4_5210MHz	
ANT	5+7	
Pol.	Horizontal	Fundamental
Peak	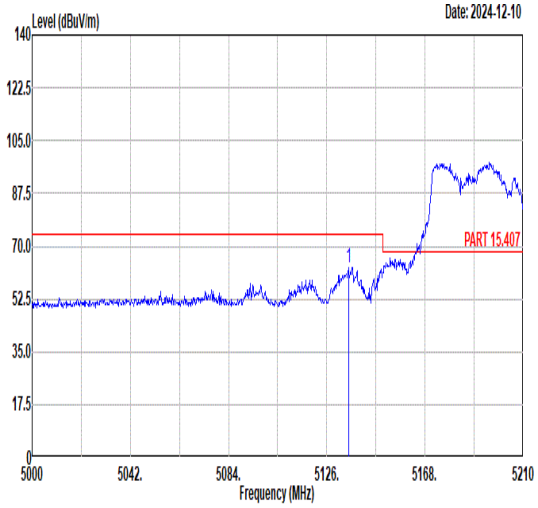 Freq Level Limit Line Margin (dB) Read Level Ant Factor Cable Loss Preamp Factor APos TPos Remark MHz dBuV/m dBuV/m dBuV dB/m dB dB cm deg 1 5135.24 62.80 74.00 -11.20 48.61 35.73 11.09 32.63 397 35 PEAK	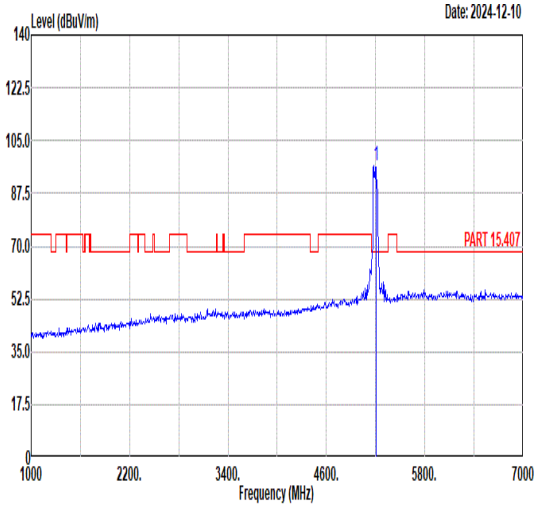 Freq Level Limit Line Margin (dB) Read Level Ant Factor Cable Loss Preamp Factor APos TPos Remark MHz dBuV/m dBuV/m dBuV dB/m dB dB cm deg 1 5210.00 96.69 ------ ------ 82.51 35.75 11.07 32.64 397 35 PEAK
Avg	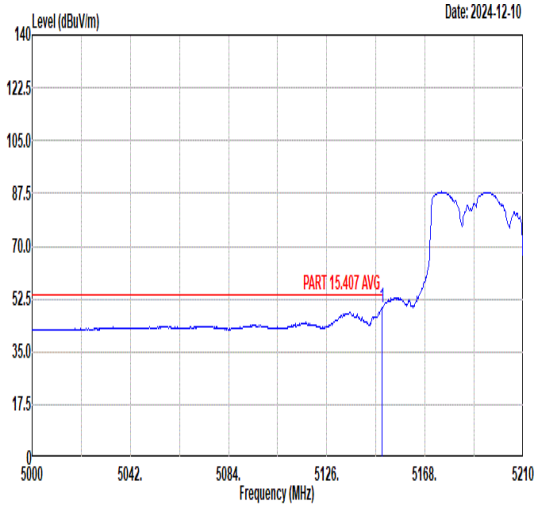 Freq Level Limit Line Margin (dB) Read Level Ant Factor Cable Loss Preamp Factor APos TPos Remark MHz dBuV/m dBuV/m dBuV dB/m dB dB cm deg 1 5149.73 49.77 54.00 -4.23 35.61 35.70 11.09 32.63 397 35 AVERAGE	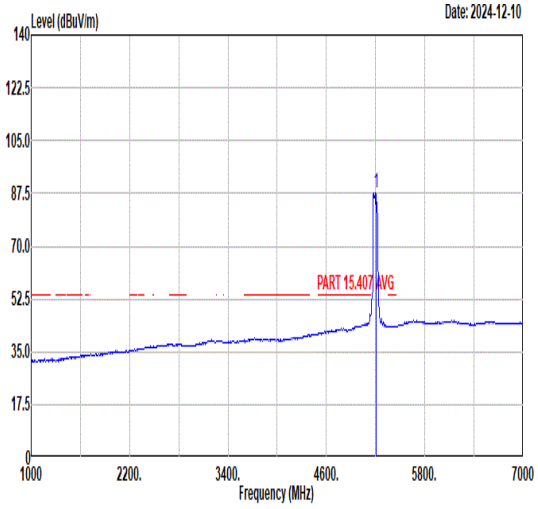 Freq Level Limit Line Margin (dB) Read Level Ant Factor Cable Loss Preamp Factor APos TPos Remark MHz dBuV/m dBuV/m dBuV dB/m dB dB cm deg 1 5210.00 87.94 ------ ------ 73.76 35.75 11.07 32.64 397 35 AVERAGE

Mode	75	
	Band Edge - R	
	U-NII-1_5.15-5.25_802.11be EHT80_CH42_Puncturing 20M RU4_5210MHz	
ANT	5+7	
Pol.	Horizontal	Fundamental
Peak	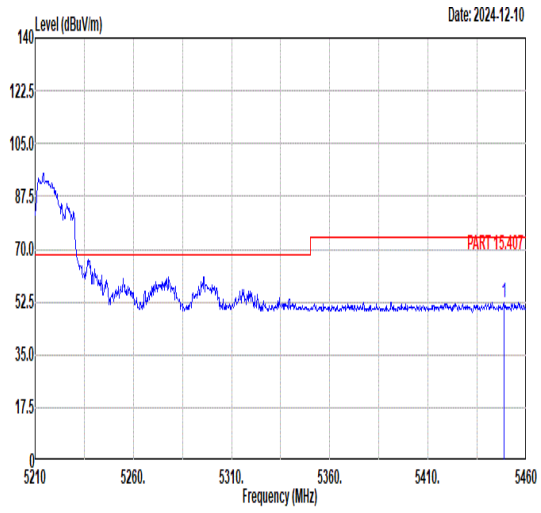 Freq Level Limit Line Margin (dB) Read Level Ant Factor Cable Loss Preamp Factor APos TPos Remark MHz dBuV/m dBuV/m dBuV dB/m dB dB cm deg 1 5448.75 52.49 74.00 -21.51 38.21 35.90 11.07 32.69 397 35 PEAK	Blank
Avg	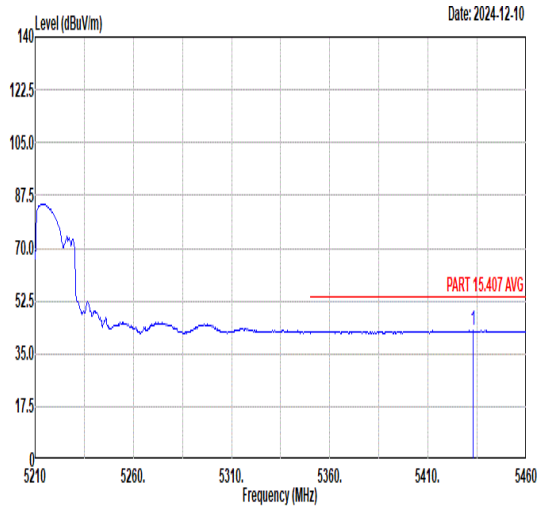 Freq Level Limit Line Margin (dB) Read Level Ant Factor Cable Loss Preamp Factor APos TPos Remark MHz dBuV/m dBuV/m dBuV dB/m dB dB cm deg 1 5433.00 42.66 54.00 -11.34 28.41 35.93 11.01 32.69 397 35 AVERAGE	Blank

Mode	75	
	Band Edge - L	
	U-NII-1_5.15-5.25_802.11be EHT80_CH42_Puncturing 20M RU4_5210MHz	
ANT	5+7	
Pol.	Vertical	Fundamental
Peak	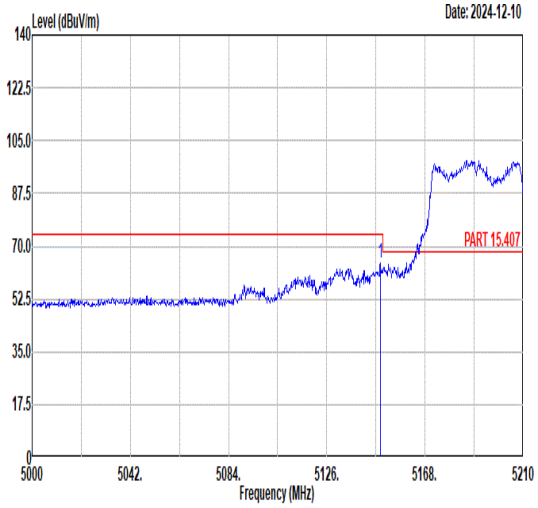 Freq Level Limit Line Margin (dB) Read Level Ant Factor Cable Loss Preamp Factor APos TPos Remark MHz dBuV/m dBuV/m dBuV dB/m dB dB cm deg 1 5148.89 64.26 74.00 -9.74 50.10 35.70 11.09 32.63 325 69 PEAK	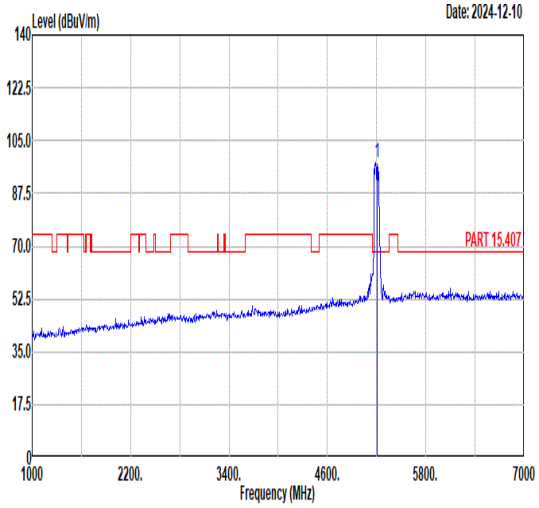 Freq Level Limit Line Margin (dB) Read Level Ant Factor Cable Loss Preamp Factor APos TPos Remark MHz dBuV/m dBuV/m dBuV dB/m dB dB cm deg 1 5210.00 97.99 ------ ------ 83.79 35.78 11.06 32.64 325 69 PEAK
Avg	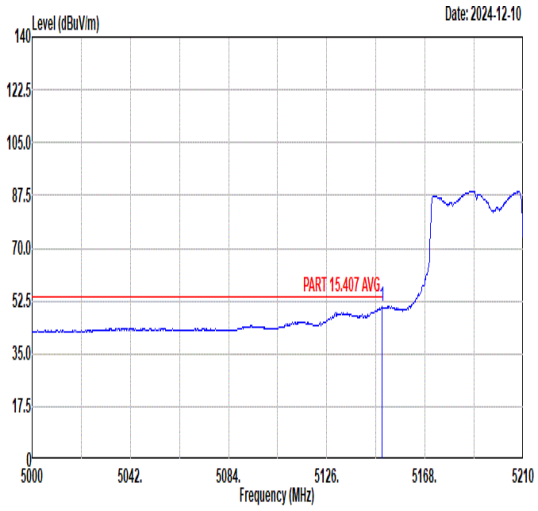 Freq Level Limit Line Margin (dB) Read Level Ant Factor Cable Loss Preamp Factor APos TPos Remark MHz dBuV/m dBuV/m dBuV dB/m dB dB cm deg 1 5149.73 50.47 54.00 -3.53 36.31 35.70 11.09 32.63 325 69 AVERAGE	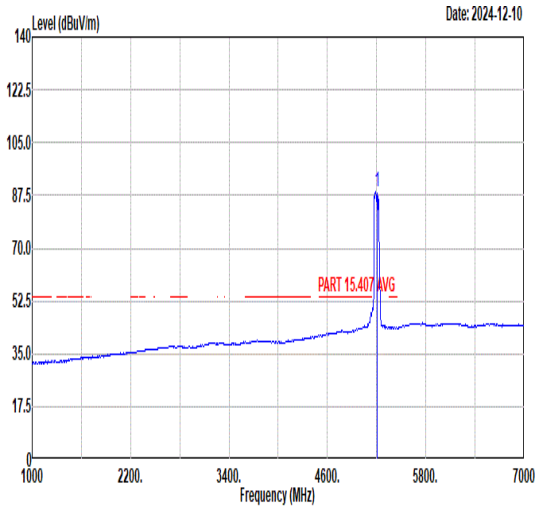 Freq Level Limit Line Margin (dB) Read Level Ant Factor Cable Loss Preamp Factor APos TPos Remark MHz dBuV/m dBuV/m dBuV dB/m dB dB cm deg 1 5210.00 88.58 ------ ------ 74.38 35.78 11.06 32.64 325 69 AVERAGE

Mode	75	
	Band Edge - R	
	U-NII-1_5.15-5.25_802.11be EHT80_CH42_Puncturing 20M RU4_5210MHz	
ANT	5+7	
Pol.	Vertical	Fundamental
Peak	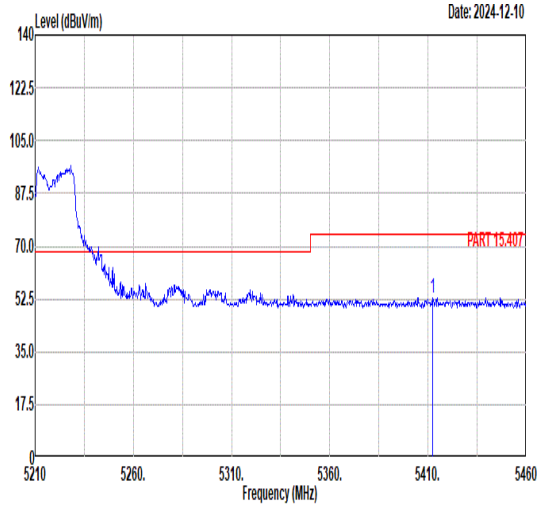 Freq Level Limit Line Margin (dB) Read Level Ant Factor Cable Loss Preamp Factor APos TPos Remark MHz dBuV/m dBuV/m dBuV dB/m dB dB cm deg 1 5412.25 52.84 74.00 -21.16 38.62 35.98 10.92 32.68 325 69 PEAK	Blank
Avg	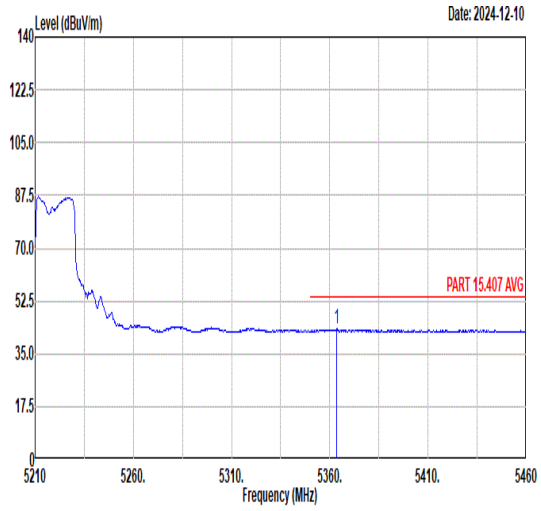 Freq Level Limit Line Margin (dB) Read Level Ant Factor Cable Loss Preamp Factor APos TPos Remark MHz dBuV/m dBuV/m dBuV dB/m dB dB cm deg 1 5363.50 43.39 54.00 -10.61 29.06 36.07 10.93 32.67 325 69 AVERAGE	Blank

Mode	76	
	Band Edge - L	
	U-NII-2A_5.25-5.35_802.11be EHT80_CH58_Puncturing 20M RU1_5290MHz	
ANT	5+7	
Pol.	Horizontal	Fundamental
Peak	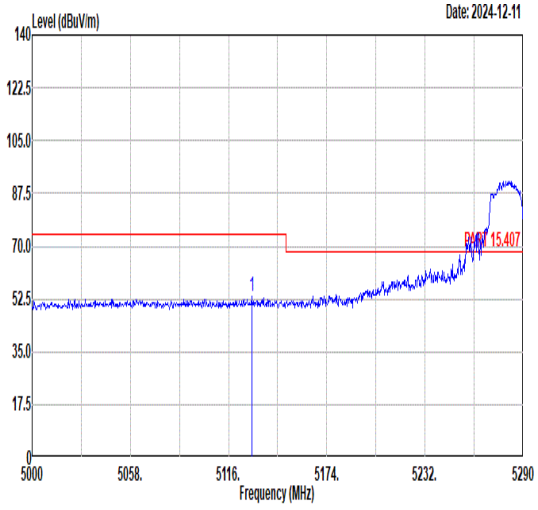 Freq Level Limit Line Margin (dB) Read Level Ant Factor Cable Loss Preamp Factor APos TPos Remark MHz dBuV/m dBuV/m dBuV dB/m dB dB cm deg 1 5129.63 53.21 74.00 -20.79 39.00 35.74 11.10 32.63 125 0 PEAK	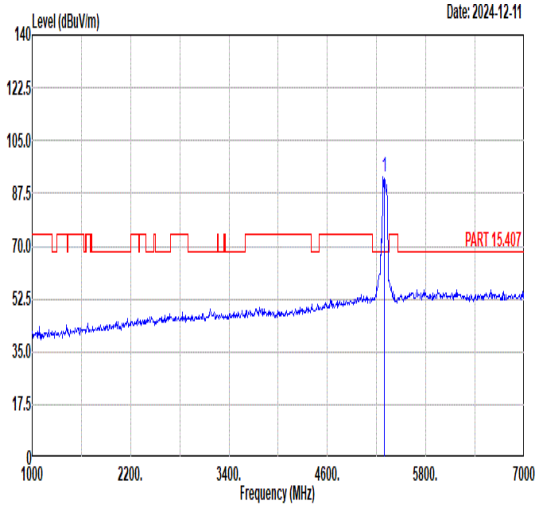 Freq Level Limit Line Margin (dB) Read Level Ant Factor Cable Loss Preamp Factor APos TPos Remark MHz dBuV/m dBuV/m dBuV dB/m dB dB cm deg 1 5290.00 92.94 ------ ------ 78.80 35.80 11.00 32.66 125 0 PEAK
Avg	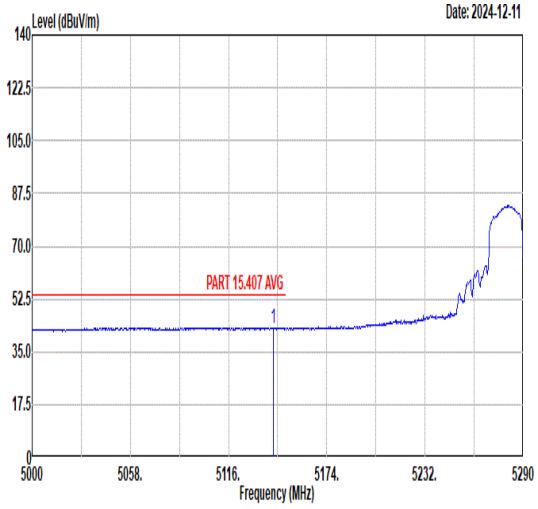 Freq Level Limit Line Margin (dB) Read Level Ant Factor Cable Loss Preamp Factor APos TPos Remark MHz dBuV/m dBuV/m dBuV dB/m dB dB cm deg 1 5142.39 42.97 54.00 -11.03 28.79 35.72 11.09 32.63 125 0 AVERAGE	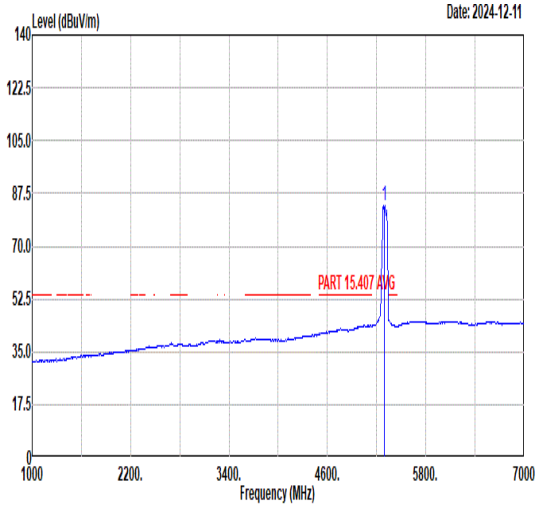 Freq Level Limit Line Margin (dB) Read Level Ant Factor Cable Loss Preamp Factor APos TPos Remark MHz dBuV/m dBuV/m dBuV dB/m dB dB cm deg 1 5290.00 83.49 ------ ------ 69.36 35.81 10.98 32.66 125 0 AVERAGE

Mode	76	
	Band Edge - R	
	U-NII-2A_5.25-5.35_802.11be EHT80_CH58_Puncturing 20M RU1_5290MHz	
ANT	5+7	
Pol.	Horizontal	Fundamental
Peak	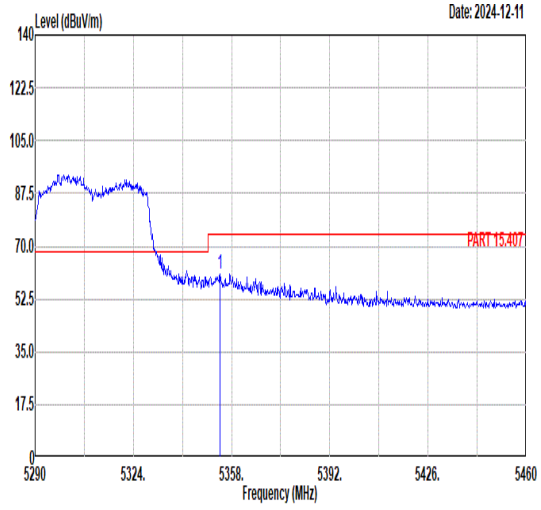 Freq Level Limit Line Margin (dB) Read Level Ant Factor Cable Loss Preamp Factor APos TPos Remark MHz dBuV/m dBuV/m dBuV dB/m dB dB cm deg 1 5354.09 60.96 74.00 -13.04 46.60 36.09 10.94 32.67 125 0 PEAK	Blank
Avg	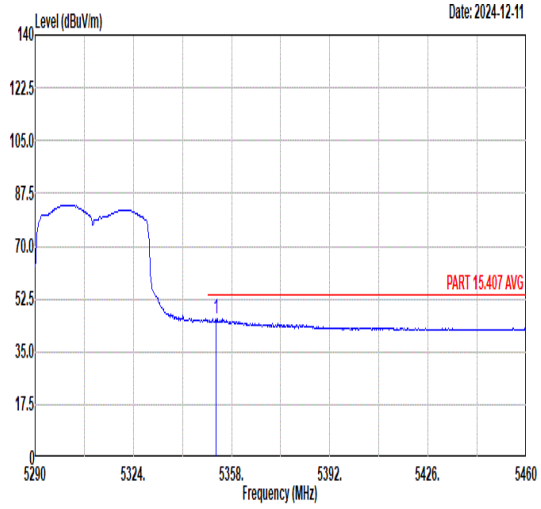 Freq Level Limit Line Margin (dB) Read Level Ant Factor Cable Loss Preamp Factor APos TPos Remark MHz dBuV/m dBuV/m dBuV dB/m dB dB cm deg 1 5352.56 46.08 54.00 -7.92 31.72 36.09 10.94 32.67 125 0 AVERAGE	Blank

Mode	76	
	Band Edge - L	
	U-NII-2A_5.25-5.35_802.11be EHT80_CH58_Puncturing 20M RU1_5290MHz	
ANT	5+7	
Pol.	Vertical	Fundamental
Peak	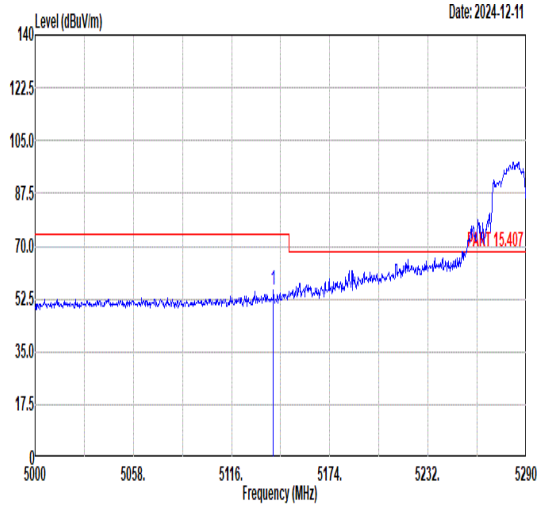 Freq Level Limit Line Margin (dB) Read Level Ant Factor Cable Loss Preamp Factor APos TPos Remark MHz dBuV/m dBuV/m dBuV dB/m dB dB cm deg 1 5140.65 55.21 74.00 -18.79 41.03 35.72 11.09 32.63 255 332 PEAK	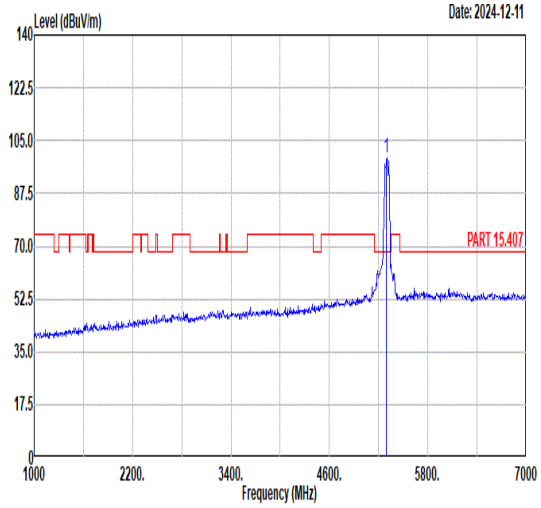 Freq Level Limit Line Margin (dB) Read Level Ant Factor Cable Loss Preamp Factor APos TPos Remark MHz dBuV/m dBuV/m dBuV dB/m dB dB cm deg 1 5290.00 99.41 ------ ------ 85.24 35.85 10.98 32.66 255 332 PEAK
Avg	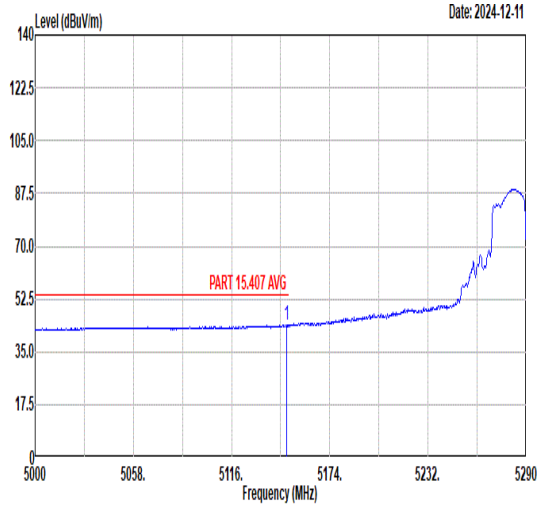 Freq Level Limit Line Margin (dB) Read Level Ant Factor Cable Loss Preamp Factor APos TPos Remark MHz dBuV/m dBuV/m dBuV dB/m dB dB cm deg 1 5148.48 43.89 54.00 -10.11 29.73 35.70 11.09 32.63 255 332 AVERAGE	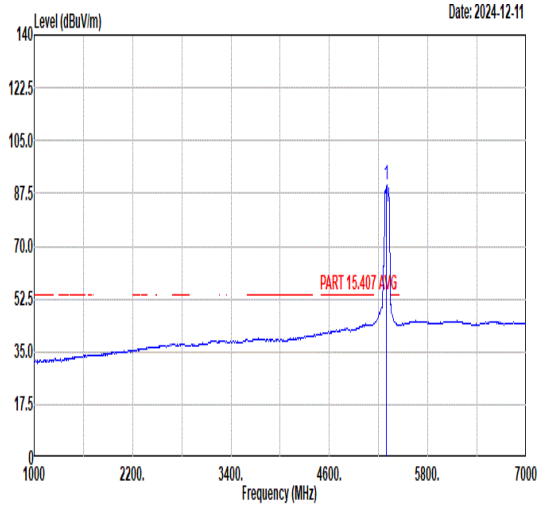 Freq Level Limit Line Margin (dB) Read Level Ant Factor Cable Loss Preamp Factor APos TPos Remark MHz dBuV/m dBuV/m dBuV dB/m dB dB cm deg 1 5290.00 90.42 ------ ------ 76.29 35.81 10.98 32.66 255 332 AVERAGE

Mode	76	
	Band Edge - R	
	U-NII-2A_5.25-5.35_802.11be EHT80_CH58_Puncturing 20M RU1_5290MHz	
ANT	5+7	
Pol.	Vertical	Fundamental
Peak	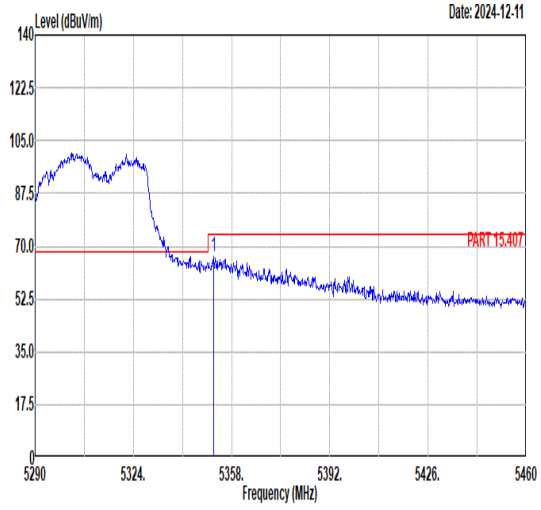 Freq Level Limit Line Margin (dB) Read Level Ant Factor Cable Loss Preamp Factor APos TPos Remark MHz dBuV/m dBuV/m dBuV dB/m dB dB cm deg 1 5351.71 66.63 74.00 -7.37 52.26 36.10 10.94 32.67 255 332 PEAK	Blank
Avg	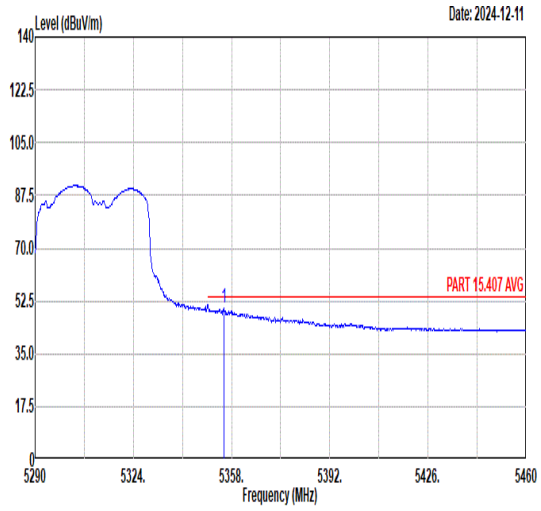 Freq Level Limit Line Margin (dB) Read Level Ant Factor Cable Loss Preamp Factor APos TPos Remark MHz dBuV/m dBuV/m dBuV dB/m dB dB cm deg 1 5355.28 50.26 54.00 -3.74 35.90 36.09 10.94 32.67 255 332 AVERAGE	Blank

Mode	77	
	Band Edge - L	
	U-NII-2C_5.47-5.725_802.11be EHT80_CH106_Puncturing 20M RU4_5530MHz	
ANT	5+7	
Pol.	Horizontal	Fundamental
Peak	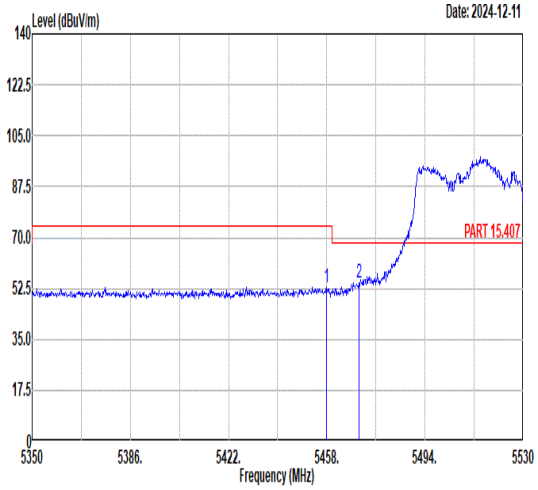 Freq Level Limit Line Margin (dB) Read Level Ant Factor Cable Loss Preamp Factor APos TPos Remark MHz dBuV/m dBuV/m dBuV dB/m dB dB cm deg 1 5457.82 53.09 74.00 -20.91 38.74 35.93 11.11 32.69 100 40 PEAK 2 5469.88 54.56 68.30 -13.74 40.11 35.98 11.16 32.69 100 40 PEAK	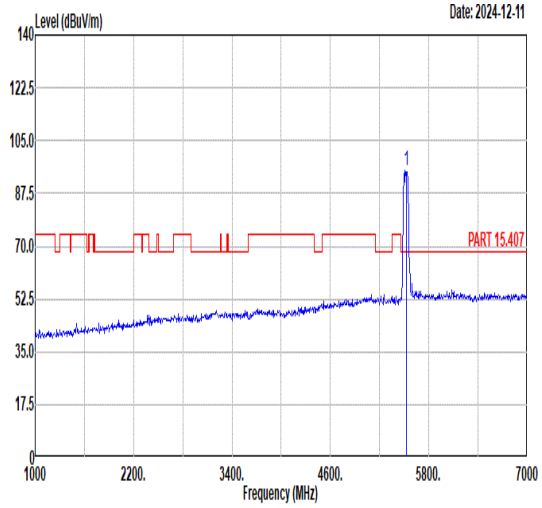 Freq Level Limit Line Margin (dB) Read Level Ant Factor Cable Loss Preamp Factor APos TPos Remark MHz dBuV/m dBuV/m dBuV dB/m dB dB cm deg 1 5530.00 95.08 ------ ------ 80.32 36.12 11.34 32.70 100 40 PEAK
Avg	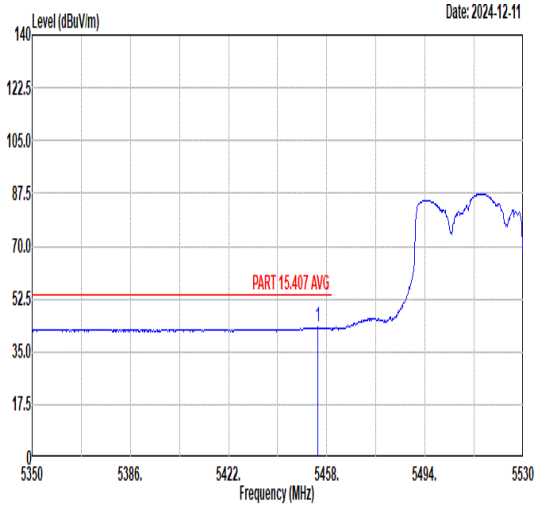 Freq Level Limit Line Margin (dB) Read Level Ant Factor Cable Loss Preamp Factor APos TPos Remark MHz dBuV/m dBuV/m dBuV dB/m dB dB cm deg 1 5454.58 43.09 54.00 -10.91 28.76 35.92 11.10 32.69 100 40 AVERAGE	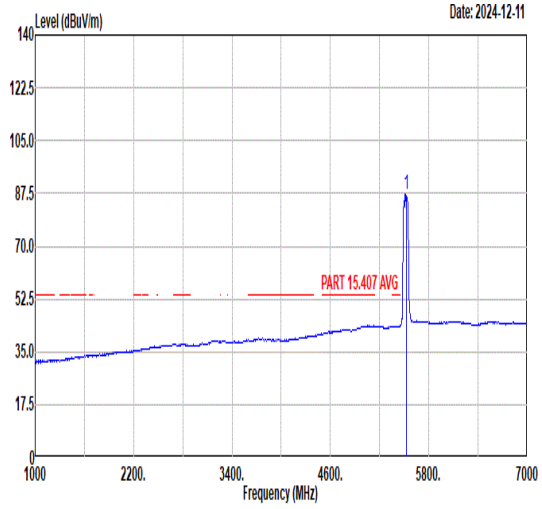 Freq Level Limit Line Margin (dB) Read Level Ant Factor Cable Loss Preamp Factor APos TPos Remark MHz dBuV/m dBuV/m dBuV dB/m dB dB cm deg 1 5530.00 87.30 ------ ------ 72.54 36.12 11.34 32.70 100 40 AVERAGE

Mode	77	
	Band Edge - R	
	U-NII-2C_5.47-5.725_802.11be EHT80_CH106_Puncturing 20M RU4_5530MHz	
ANT	5+7	
Pol.	Horizontal	Fundamental
Peak	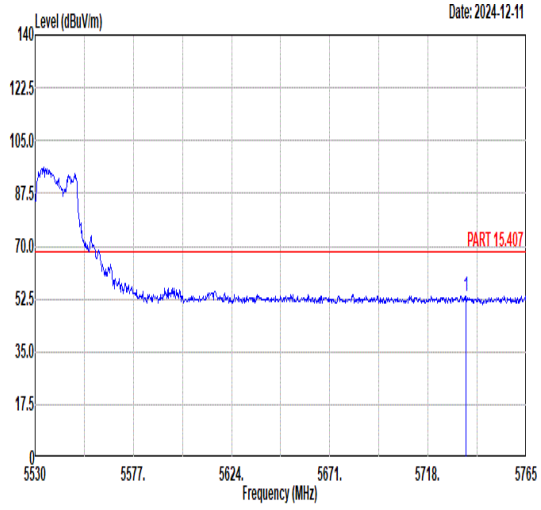 Freq Level Limit Line Margin (dB) Read Level Ant Factor Cable Loss Preamp Factor APos TPos Remark MHz dBuV/m dBuV/m dBuV dB/m dB dB cm deg 1 5736.10 53.55 68.30 -14.75 38.02 36.67 11.65 32.79 100 40 PEAK	Blank

Mode	77	
	Band Edge - L	
	U-NII-2C_5.47-5.725_802.11be EHT80_CH106_Puncturing 20M RU4_5530MHz	
ANT	5+7	
Pol.	Vertical	Fundamental
Peak	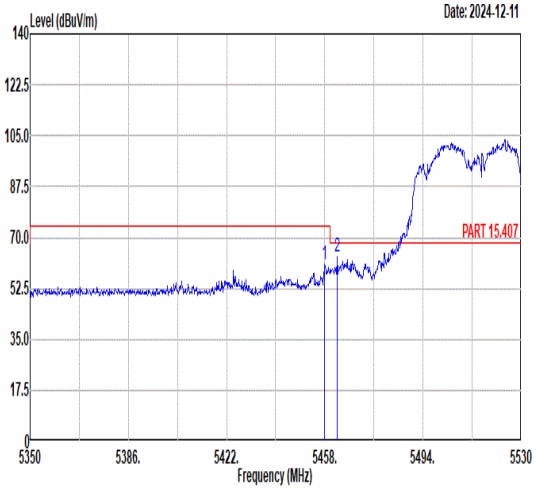 Freq Level Limit Line Margin (dB) Read Level Ant Factor Cable Loss Preamp Factor APos TPos Remark MHz dBuV/m dBuV/m dBuV dB/m dB dB cm deg 1 5458.00 60.61 74.00 -13.39 46.26 35.93 11.11 32.69 103 355 PEAK 2 5462.68 63.26 68.30 -5.04 48.87 35.95 11.13 32.69 103 355 PEAK	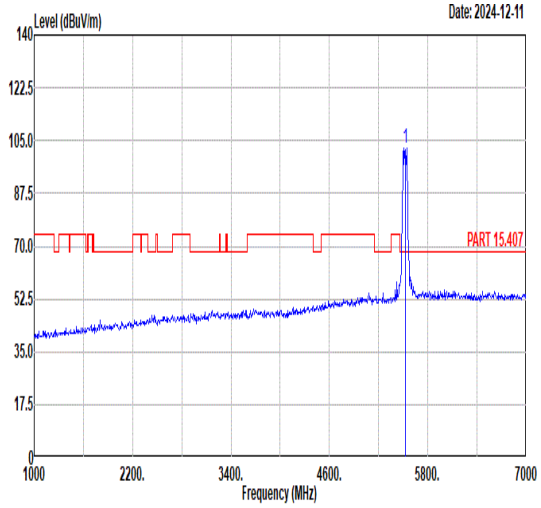 Freq Level Limit Line Margin (dB) Read Level Ant Factor Cable Loss Preamp Factor APos TPos Remark MHz dBuV/m dBuV/m dBuV dB/m dB dB cm deg 1 5530.00 102.46 ------ ------ 87.74 36.11 11.31 32.70 103 355 PEAK
Avg	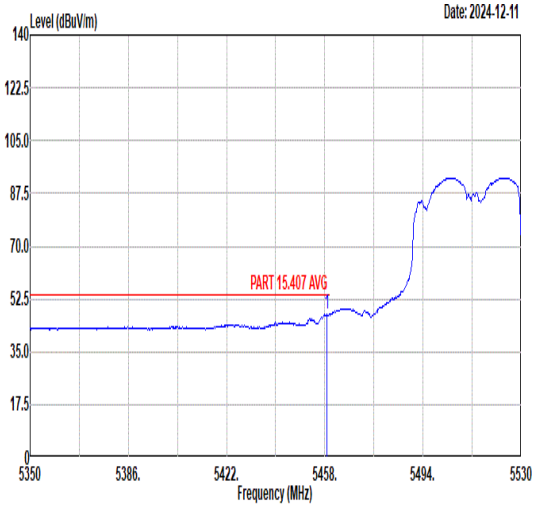 Freq Level Limit Line Margin (dB) Read Level Ant Factor Cable Loss Preamp Factor APos TPos Remark MHz dBuV/m dBuV/m dBuV dB/m dB dB cm deg 1 5458.72 47.68 54.00 -6.32 33.33 35.93 11.11 32.69 103 355 AVERAGE	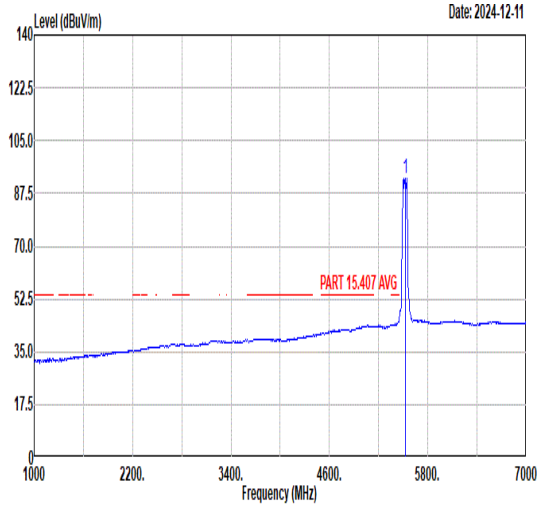 Freq Level Limit Line Margin (dB) Read Level Ant Factor Cable Loss Preamp Factor APos TPos Remark MHz dBuV/m dBuV/m dBuV dB/m dB dB cm deg 1 5530.00 92.71 ------ ------ 77.79 36.18 11.46 32.72 103 355 AVERAGE

Mode	77	
	Band Edge - R	
	U-NII-2C_5.47-5.725_802.11be EHT80_CH106_Puncturing 20M RU4_5530MHz	
ANT	5+7	
Pol.	Vertical	Fundamental
Peak	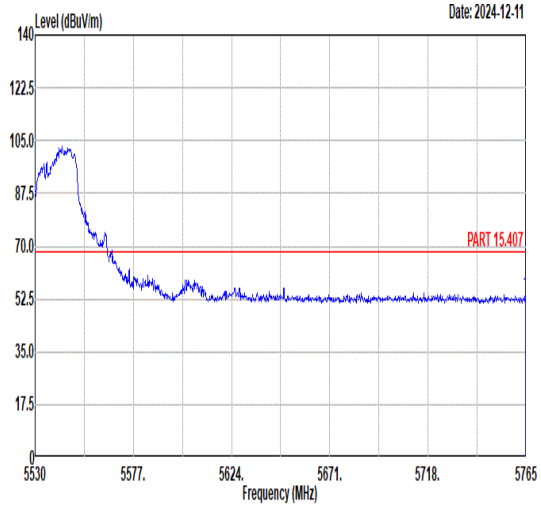 Freq Level Limit Line Margin (dB) Read Level Ant Factor Cable Loss Preamp Factor APos TPos Remark MHz dBuV/m dBuV/m dBuV dB/m dB dB cm deg 1 5764.77 54.11 68.30 -14.19 38.62 36.67 11.63 32.81 103 355 PEAK	Blank

Mode	78	
	Band Edge - L	
	U-NII-2C_5.47-5.725_802.11be EHT80_CH122_Puncturing 20M RU1_5610MHz	
ANT	5+7	
Pol.	Horizontal	Fundamental
Peak	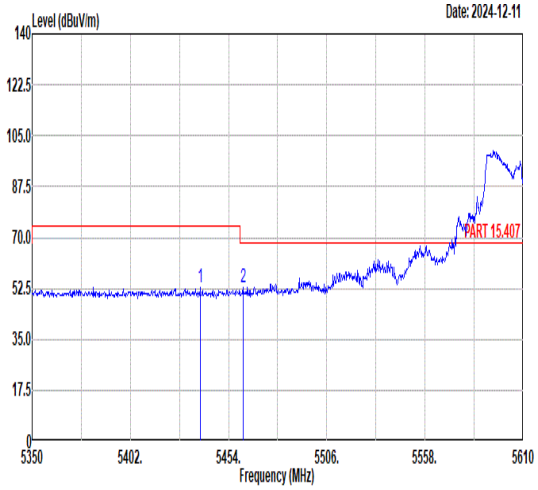 Freq Level Limit Line Margin (dB) Read Level Ant Factor Cable Loss Preamp Factor APos TPos Remark MHz dBuV/m dBuV/m dBuV dB/m dB dB cm deg 1 5438.92 52.89 74.00 -21.11 38.63 35.92 11.03 32.69 100 150 PEAK 2 5461.80 52.97 68.30 -15.33 38.58 35.95 11.13 32.69 100 150 PEAK	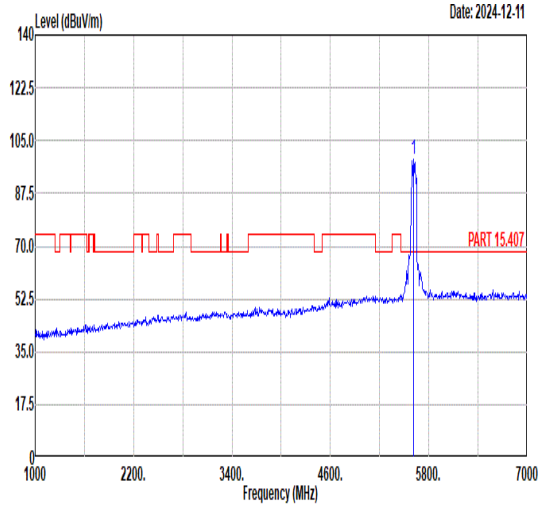 Freq Level Limit Line Margin (dB) Read Level Ant Factor Cable Loss Preamp Factor APos TPos Remark MHz dBuV/m dBuV/m dBuV dB/m dB dB cm deg 1 5610.00 99.00 ------ ------ 83.69 36.36 11.70 32.75 100 150 PEAK
Avg	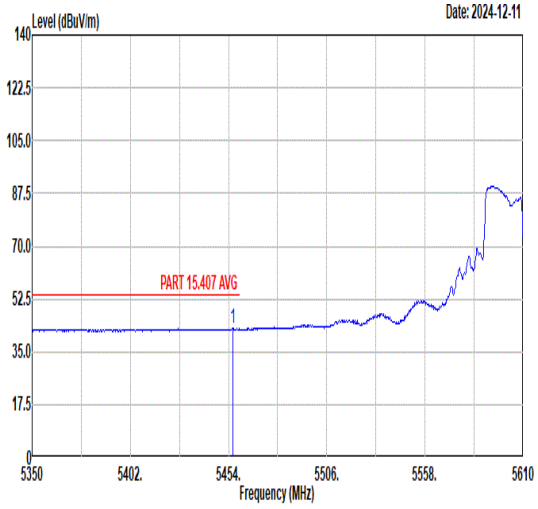 Freq Level Limit Line Margin (dB) Read Level Ant Factor Cable Loss Preamp Factor APos TPos Remark MHz dBuV/m dBuV/m dBuV dB/m dB dB cm deg 1 5456.08 42.92 54.00 -11.08 28.59 35.92 11.10 32.69 100 150 AVERAGE	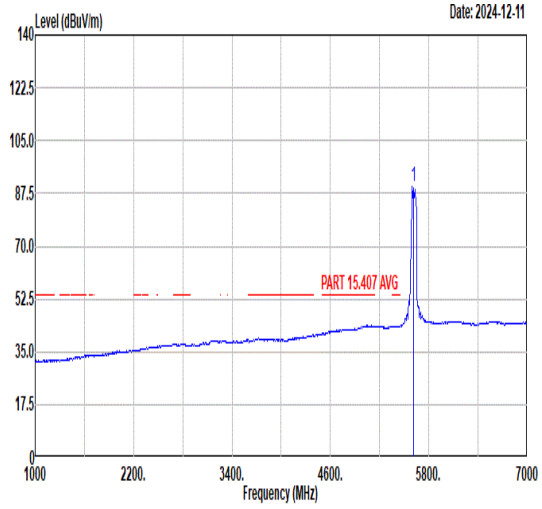 Freq Level Limit Line Margin (dB) Read Level Ant Factor Cable Loss Preamp Factor APos TPos Remark MHz dBuV/m dBuV/m dBuV dB/m dB dB cm deg 1 5610.00 89.59 ------ ------ 74.35 36.29 11.69 32.74 100 150 AVERAGE

Mode	78	
	Band Edge - R	
	U-NII-2C_5.47-5.725_802.11be EHT80_CH122_Puncturing 20M RU1_5610MHz	
ANT	5+7	
Pol.	Horizontal	Fundamental
Peak	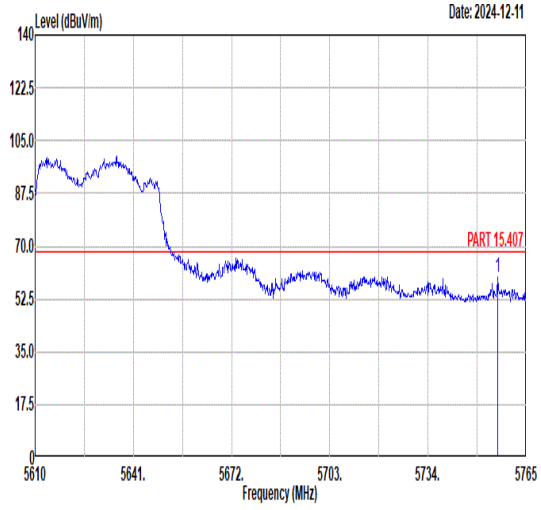 Freq Level Limit Line Margin (dB) Read Level Ant Factor Cable Loss Preamp Factor APos TPos Remark MHz dBuV/m dBuV/m dBuV dB/m dB dB cm deg 1 5756.01 59.45 68.30 -8.85 43.92 36.69 11.64 32.80 100 150 PEAK	Blank

Mode	78	
	Band Edge - L	
	U-NII-2C_5.47-5.725_802.11be EHT80_CH122_Puncturing 20M RU1_5610MHz	
ANT	5+7	
Pol.	Vertical	Fundamental
Peak	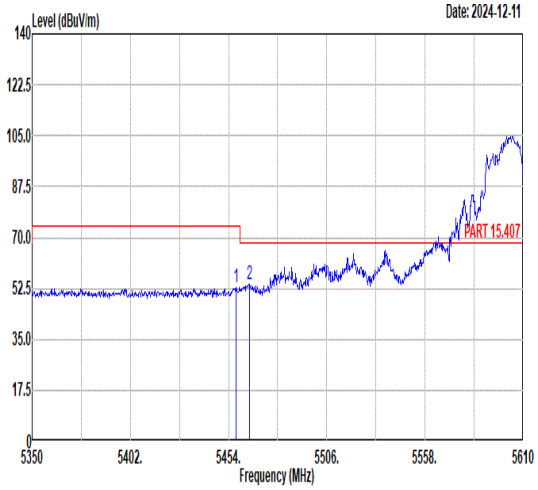 Freq Level Limit Line Margin (dB) Read Level Ant Factor Cable Loss Preamp Factor APos TPos Remark MHz dBuV/m dBuV/m dBuV dB/m dB dB cm deg 1 5457.90 52.64 74.00 -21.36 38.29 35.93 11.11 32.69 394 335 PEAK 2 5464.92 54.05 68.30 -14.25 39.64 35.96 11.14 32.69 394 335 PEAK	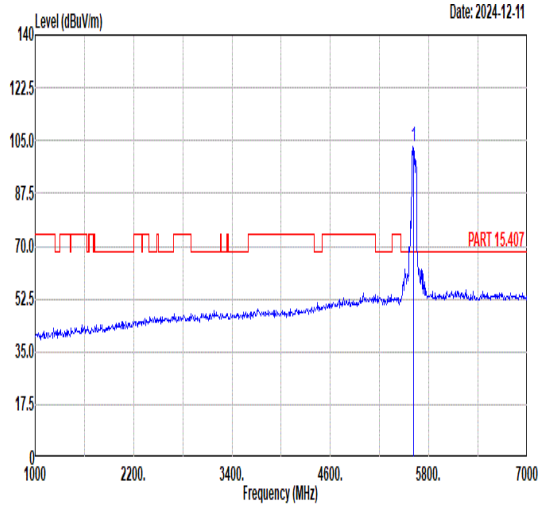 Freq Level Limit Line Margin (dB) Read Level Ant Factor Cable Loss Preamp Factor APos TPos Remark MHz dBuV/m dBuV/m dBuV dB/m dB dB cm deg 1 5610.00 102.83 ------ ------ 87.55 36.31 11.71 32.74 394 335 PEAK
Avg	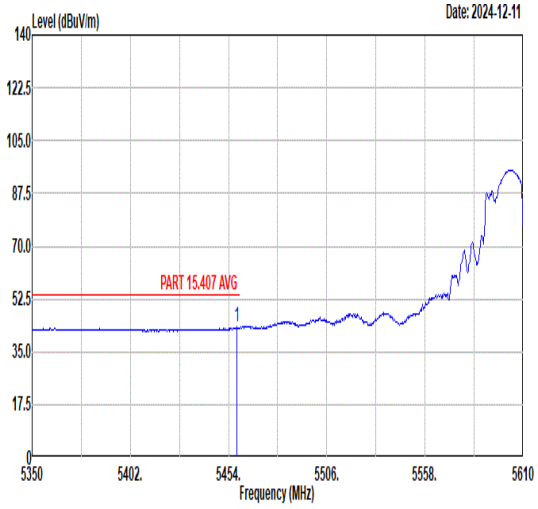 Freq Level Limit Line Margin (dB) Read Level Ant Factor Cable Loss Preamp Factor APos TPos Remark MHz dBuV/m dBuV/m dBuV dB/m dB dB cm deg 1 5458.42 43.08 54.00 -10.92 28.73 35.93 11.11 32.69 394 335 AVERAGE	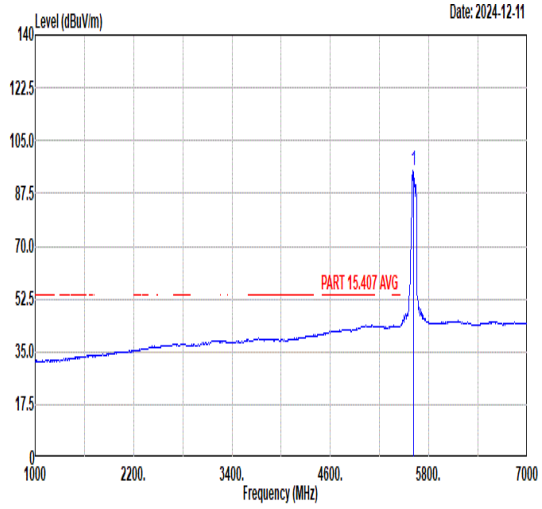 Freq Level Limit Line Margin (dB) Read Level Ant Factor Cable Loss Preamp Factor APos TPos Remark MHz dBuV/m dBuV/m dBuV dB/m dB dB cm deg 1 5610.00 94.97 ------ ------ 79.69 36.31 11.71 32.74 394 335 AVERAGE

Mode	78	
	Band Edge - R	
	U-NII-2C_5.47-5.725_802.11be EHT80_CH122_Puncturing 20M RU1_5610MHz	
ANT	5+7	
Pol.	Vertical	Fundamental
Peak	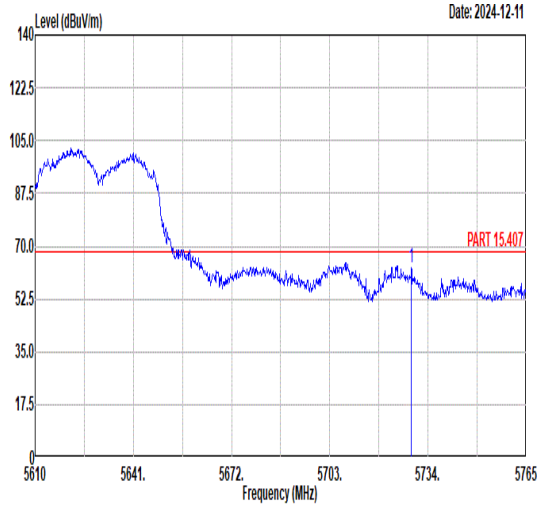 Freq Level Limit Line Margin (dB) Read Level Ant Factor Cable Loss Preamp Factor APos TPos Remark MHz dBuV/m dBuV/m dBuV dB/m dB dB cm deg 1 5728.73 62.91 68.30 -5.39 47.39 36.66 11.65 32.79 394 335 PEAK	Blank

Mode	79	
	Band Edge - L	
	U-NII-1_5.15-5.35_802.11be EHT160_CH50_Puncturing 40M RU2_5250MHz	
ANT	5+7	
Pol.	Horizontal	Fundamental
Peak	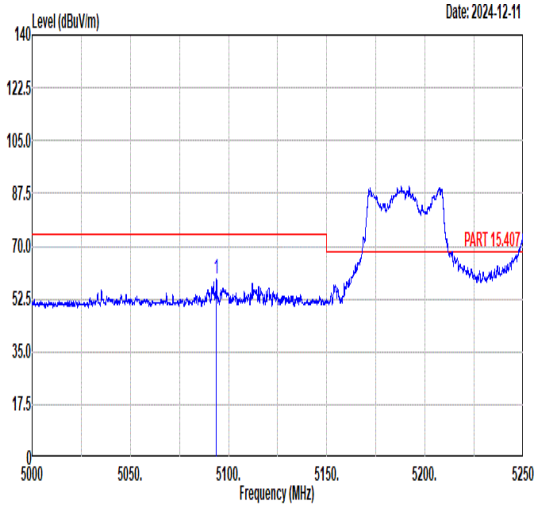 Freq Level Limit Line Margin (dB) Read Level Ant Factor Cable Loss Preamp Factor APos TPos Remark 1 5093.88 59.25 74.00 -14.75 44.95 35.80 11.12 32.62 167 146 PEAK	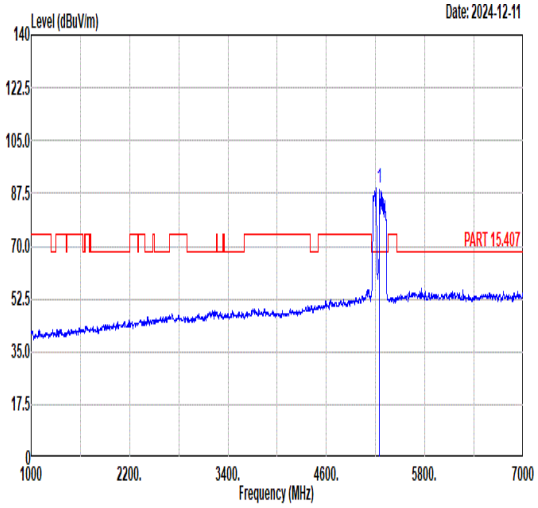 Freq Level Limit Line Margin (dB) Read Level Ant Factor Cable Loss Preamp Factor APos TPos Remark 1 5250.00 89.32 ------ ------ 75.11 35.80 11.05 32.64 167 146 PEAK
Avg	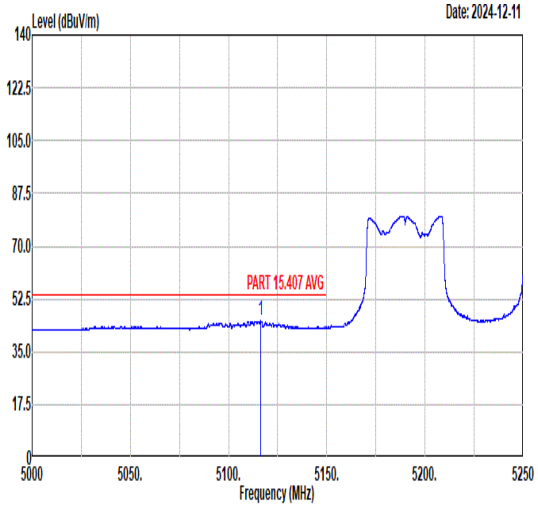 Freq Level Limit Line Margin (dB) Read Level Ant Factor Cable Loss Preamp Factor APos TPos Remark 1 5116.15 45.23 54.00 -8.77 30.98 35.77 11.10 32.62 167 146 AVERAGE	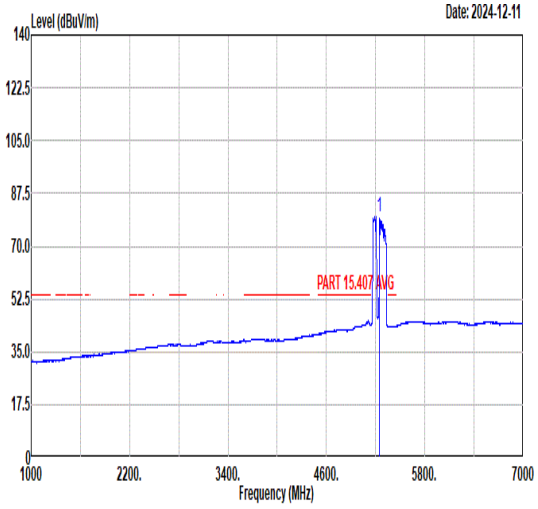 Freq Level Limit Line Margin (dB) Read Level Ant Factor Cable Loss Preamp Factor APos TPos Remark 1 5250.00 79.73 ------ ------ 65.53 35.77 11.07 32.64 167 146 AVERAGE

Mode	79	
	Band Edge - R	
	U-NII-1_5.15-5.35_802.11be EHT160_CH50_Puncturing 40M RU2_5250MHz	
ANT	5+7	
Pol.	Horizontal	Fundamental
Peak	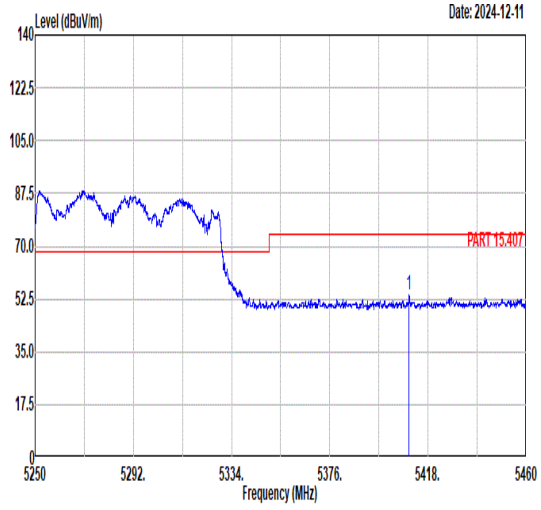 Freq Level Limit Line Margin (dB) Read Level Ant Factor Cable Loss Preamp Factor APos TPos Remark MHz dBuV/m dBuV/m dBuV dB/m dB dB cm deg 1 5409.94 53.62 74.00 -20.38 39.41 35.98 10.91 32.68 167 146 PEAK	Blank
Avg	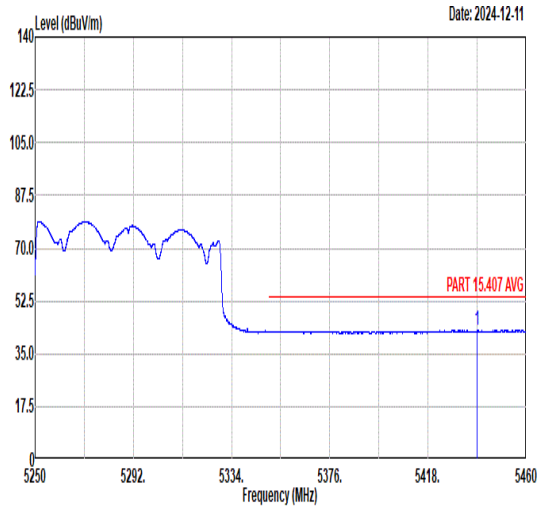 Freq Level Limit Line Margin (dB) Read Level Ant Factor Cable Loss Preamp Factor APos TPos Remark MHz dBuV/m dBuV/m dBuV dB/m dB dB cm deg 1 5439.13 42.78 54.00 -11.22 28.52 35.92 11.03 32.69 167 146 AVERAGE	Blank

Mode	79	
	Band Edge - L	
	U-NII-1_5.15-5.35_802.11be EHT160_CH50_Puncturing 40M RU2_5250MHz	
ANT	5+7	
Pol.	Vertical	Fundamental
Peak	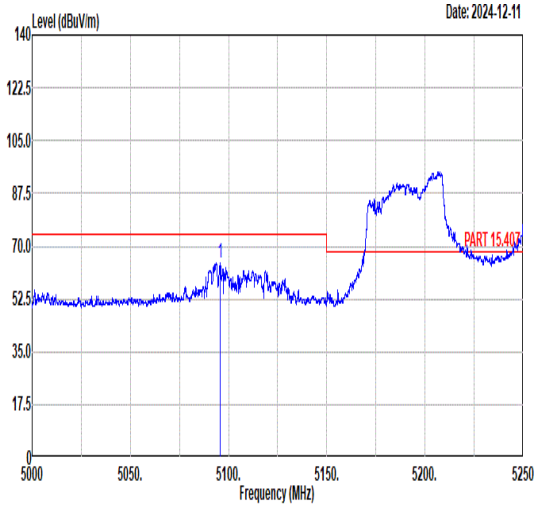 Freq Level Limit Line Margin (dB) Read Level Ant Factor Cable Loss Preamp Factor APos TPos Remark MHz dBuV/m dBuV/m dBuV dB/m dB dB cm deg 1 5095.88 64.42 74.00 -9.58 50.12 35.80 11.12 32.62 400 309 PEAK	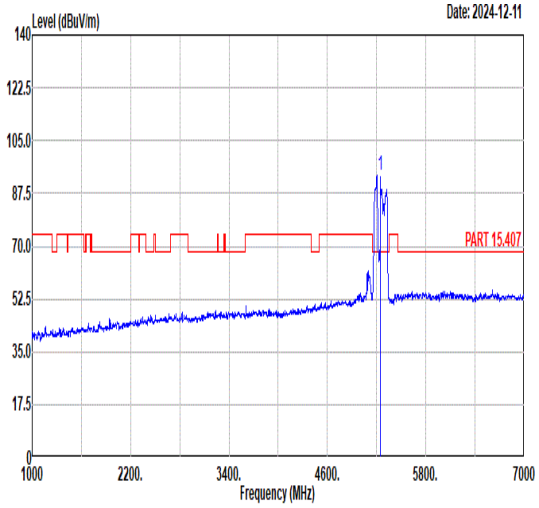 Freq Level Limit Line Margin (dB) Read Level Ant Factor Cable Loss Preamp Factor APos TPos Remark MHz dBuV/m dBuV/m dBuV dB/m dB dB cm deg 1 5250.00 93.74 ------ ------ 79.53 35.80 11.05 32.64 400 309 PEAK
Avg	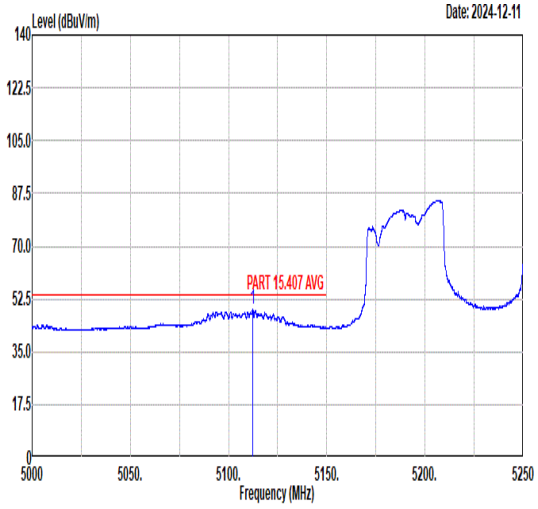 Freq Level Limit Line Margin (dB) Read Level Ant Factor Cable Loss Preamp Factor APos TPos Remark MHz dBuV/m dBuV/m dBuV dB/m dB dB cm deg 1 5112.15 48.92 54.00 -5.08 34.65 35.78 11.11 32.62 400 309 AVERAGE	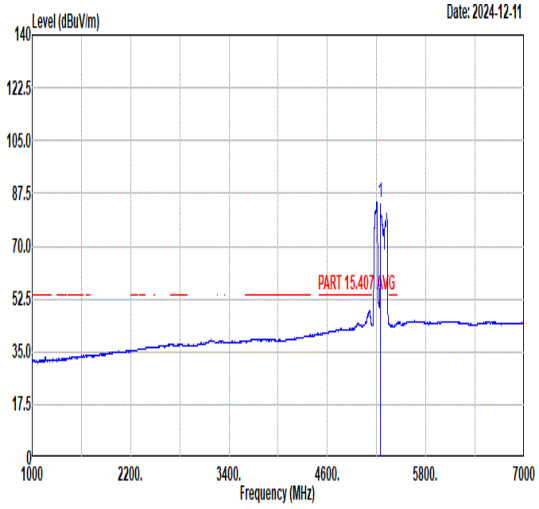 Freq Level Limit Line Margin (dB) Read Level Ant Factor Cable Loss Preamp Factor APos TPos Remark MHz dBuV/m dBuV/m dBuV dB/m dB dB cm deg 1 5250.00 84.75 ------ ------ 70.54 35.80 11.05 32.64 400 309 AVERAGE

Mode	79	
	Band Edge - R	
	U-NII-1_5.15-5.35_802.11be EHT160_CH50_Puncturing 40M RU2_5250MHz	
ANT	5+7	
Pol.	Vertical	Fundamental
Peak	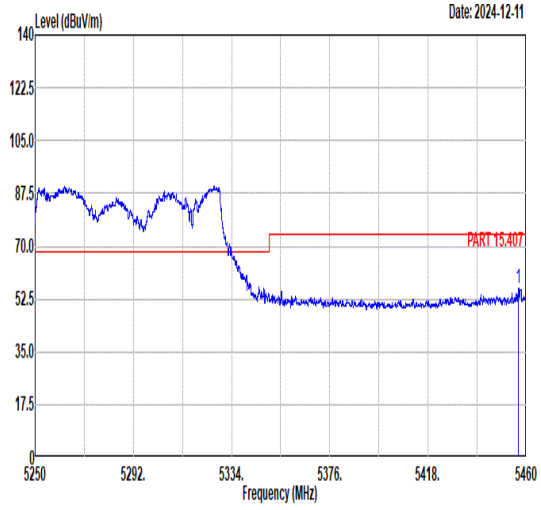 Freq Level Limit Line Margin (dB) Read Level Ant Factor Cable Loss Preamp Factor APos TPos Remark MHz dBuV/m dBuV/m dBuV dB/m dB dB cm deg 1 5456.77 56.17 74.00 -17.83 41.82 35.93 11.11 32.69 400 309 PEAK	Blank
Avg	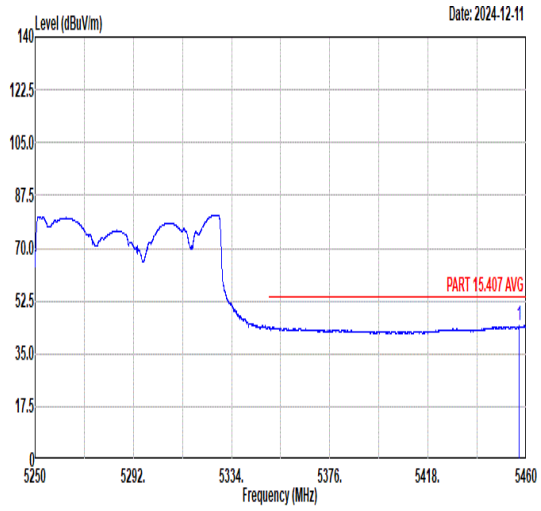 Freq Level Limit Line Margin (dB) Read Level Ant Factor Cable Loss Preamp Factor APos TPos Remark MHz dBuV/m dBuV/m dBuV dB/m dB dB cm deg 1 5456.98 44.31 54.00 -9.69 29.96 35.93 11.11 32.69 400 309 AVERAGE	Blank

Mode	80
	Band Edge - L
	U-NII-2C_5.47-5.725_802.11be EHT160_CH114_Puncturing 40M RU4_5570MHz
ANT	5+7

Pol.	Horizontal	Fundamental
Peak	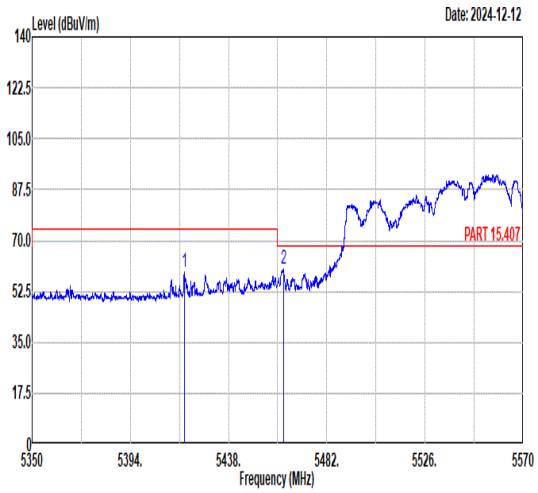 Freq Level Limit Line Margin (dB) Read Level Ant Factor Cable Loss Preamp Factor APos TPos Remark MHz dBuV/m dBuV/m dBuV dB/m dB dB cm deg 1 5418.09 58.91 74.00 -15.09 44.68 35.96 10.95 32.68 400 331 PEAK 2 5462.55 60.03 68.30 -8.27 45.64 35.95 11.13 32.69 400 331 PEAK	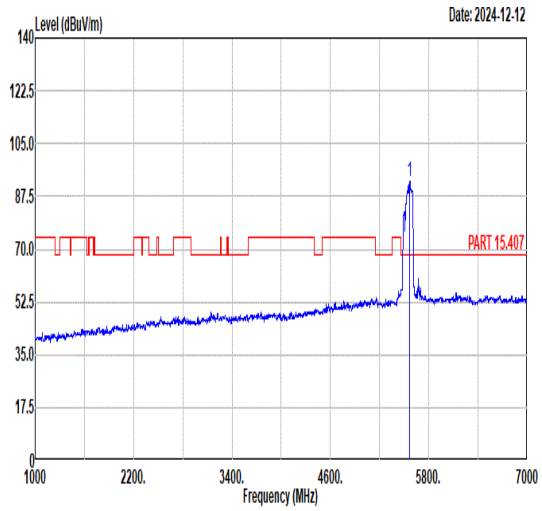 Freq Level Limit Line Margin (dB) Read Level Ant Factor Cable Loss Preamp Factor APos TPos Remark MHz dBuV/m dBuV/m dBuV dB/m dB dB cm deg 1 5570.00 92.25 ------ ------ 77.13 36.25 11.60 32.73 400 331 PEAK
Avg	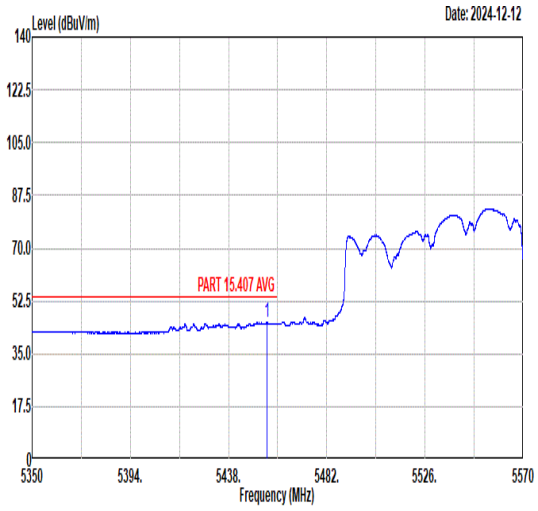 Freq Level Limit Line Margin (dB) Read Level Ant Factor Cable Loss Preamp Factor APos TPos Remark MHz dBuV/m dBuV/m dBuV dB/m dB dB cm deg 1 5455.05 45.34 54.00 -8.66 31.01 35.92 11.10 32.69 400 331 AVERAGE	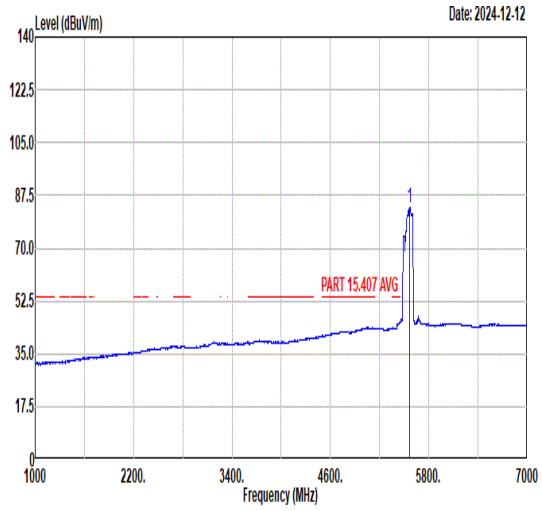 Freq Level Limit Line Margin (dB) Read Level Ant Factor Cable Loss Preamp Factor APos TPos Remark MHz dBuV/m dBuV/m dBuV dB/m dB dB cm deg 1 5570.00 83.36 ------ ------ 68.24 36.25 11.60 32.73 400 331 AVERAGE

Mode	80	
	Band Edge - R	
	U-NII-2C_5.47-5.725_802.11be EHT160_CH114_Puncturing 40M RU4_5570MHz	
ANT	5+7	
Pol.	Horizontal	Fundamental
Peak	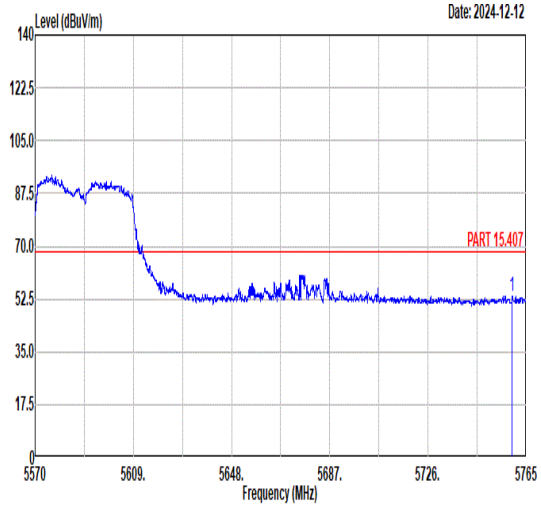 Freq Level Limit Line Margin (dB) Read Level Ant Factor Cable Loss Preamp Factor APos TPos Remark MHz dBuV/m dBuV/m dBuV dB/m dB dB cm deg 1 5759.44 53.57 68.30 -14.73 38.05 36.68 11.64 32.80 400 331 PEAK	Blank

Mode	80
	Band Edge - L
	U-NII-2C_5.47-5.725_802.11be EHT160_CH114_Puncturing 40M RU4_5570MHz
ANT	5+7

Pol.	Vertical	Fundamental
Peak	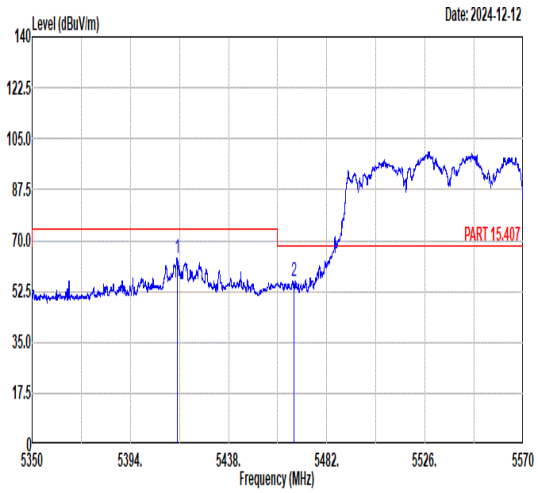 Freq Level Limit Line Margin (dB) Read Level Ant Factor Cable Loss Preamp Factor APos TPos Remark MHz dBuV/m dBuV/m dBuV dB/m dB dB cm deg 1 5415.01 64.00 74.00 -10.00 49.78 35.97 10.93 32.68 390 311 PEAK 2 5467.17 56.19 68.30 -12.11 41.76 35.97 11.15 32.69 390 311 PEAK	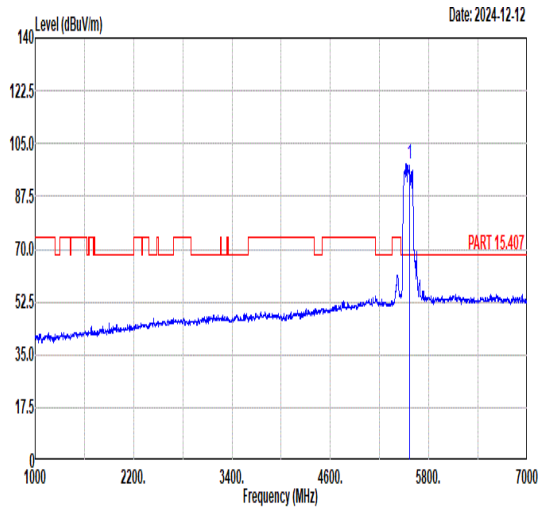 Freq Level Limit Line Margin (dB) Read Level Ant Factor Cable Loss Preamp Factor APos TPos Remark MHz dBuV/m dBuV/m dBuV dB/m dB dB cm deg 1 5570.00 98.28 ------ ------ 83.48 36.14 11.37 32.71 390 311 PEAK
Avg	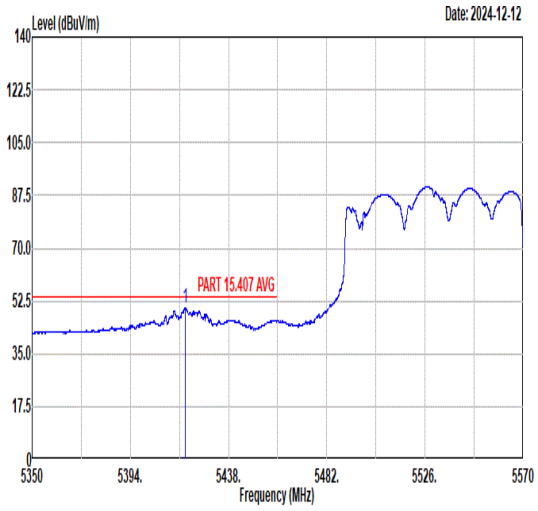 Freq Level Limit Line Margin (dB) Read Level Ant Factor Cable Loss Preamp Factor APos TPos Remark MHz dBuV/m dBuV/m dBuV dB/m dB dB cm deg 1 5418.77 50.37 54.00 -3.63 36.14 35.96 10.95 32.68 390 311 AVERAGE	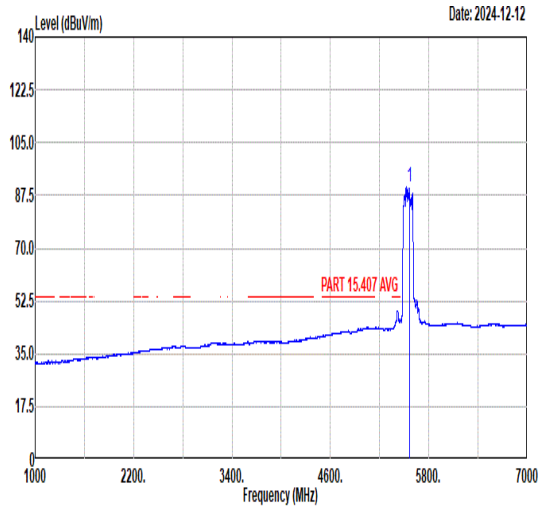 Freq Level Limit Line Margin (dB) Read Level Ant Factor Cable Loss Preamp Factor APos TPos Remark MHz dBuV/m dBuV/m dBuV dB/m dB dB cm deg 1 5570.00 90.09 ------ ------ 75.24 36.16 11.40 32.71 390 311 AVERAGE

Mode	80	
	Band Edge - R	
	U-NII-2C_5.47-5.725_802.11be EHT160_CH114_Puncturing 40M RU4_5570MHz	
ANT	5+7	
Pol.	Vertical	Fundamental
Peak	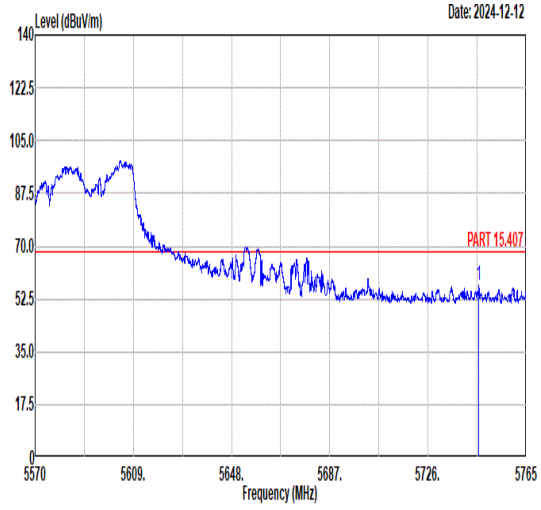 Freq Level Limit Line Margin (dB) Read Level Ant Factor Cable Loss Preamp Factor APos TPos Remark MHz dBuV/m dBuV/m dBuV dB/m dB dB cm deg 1 5746.20 57.07 68.30 -11.23 41.54 36.69 11.64 32.80 390 311 PEAK	Blank

Mode	81	
	Band Edge - L	
	U-NII-1_5.15-5.35_802.11be EHT160_CH50_Puncturing 20M RU6_5250MHz	
ANT	5+7	
Pol.	Horizontal	Fundamental
Peak	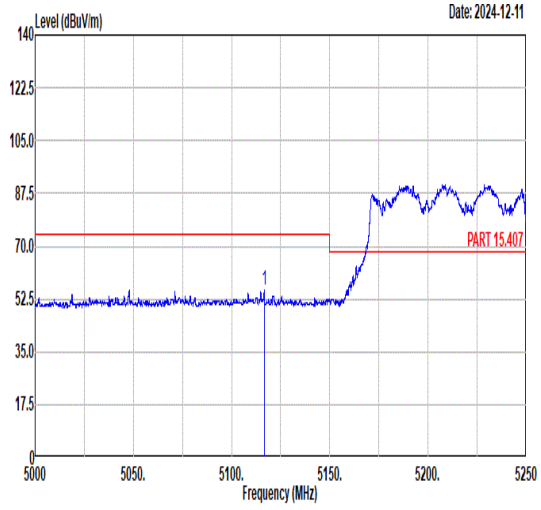 Freq Level Limit Line Margin (dB) Read Level Ant Factor Cable Loss Preamp Factor APos TPos Remark MHz dBuV/m dBuV/m dBuV dB/m dB dB cm deg 1 5116.65 55.28 74.00 -18.72 41.03 35.77 11.10 32.62 172 146 PEAK	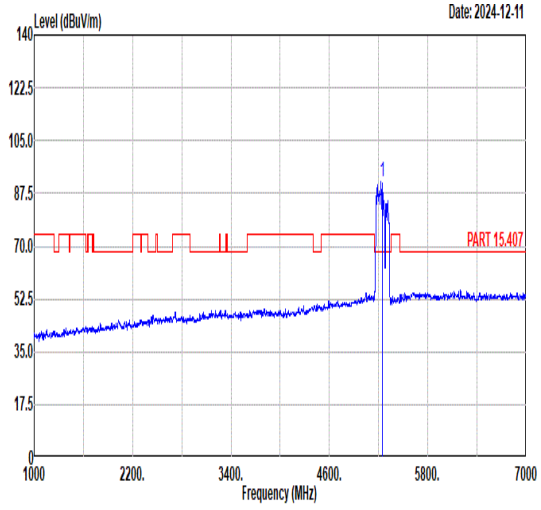 Freq Level Limit Line Margin (dB) Read Level Ant Factor Cable Loss Preamp Factor APos TPos Remark MHz dBuV/m dBuV/m dBuV dB/m dB dB cm deg 1 5250.00 91.45 ------ ------ 77.26 35.80 11.04 32.65 172 146 PEAK
Avg	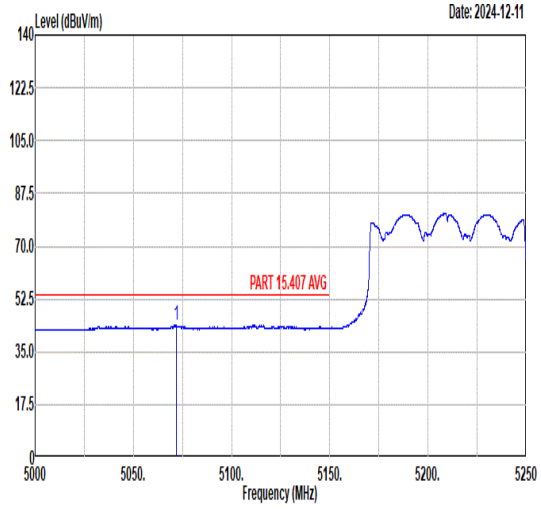 Freq Level Limit Line Margin (dB) Read Level Ant Factor Cable Loss Preamp Factor APos TPos Remark MHz dBuV/m dBuV/m dBuV dB/m dB dB cm deg 1 5071.88 43.84 54.00 -10.16 29.52 35.80 11.13 32.61 172 146 AVERAGE	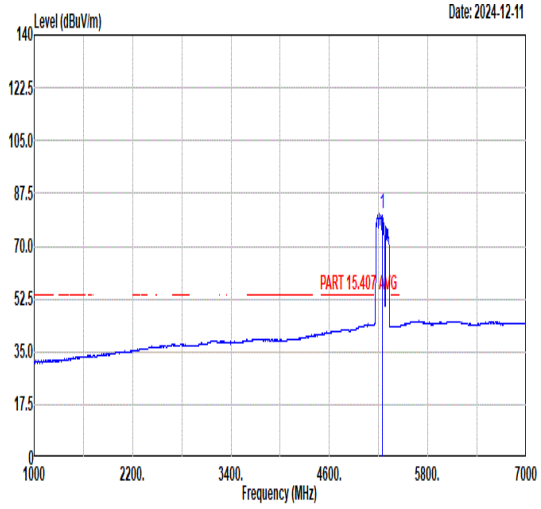 Freq Level Limit Line Margin (dB) Read Level Ant Factor Cable Loss Preamp Factor APos TPos Remark MHz dBuV/m dBuV/m dBuV dB/m dB dB cm deg 1 5250.00 80.57 ------ ------ 66.36 35.80 11.05 32.64 172 146 AVERAGE

Mode	81	
	Band Edge - R	
	U-NII-1_5.15-5.35_802.11be EHT160_CH50_Puncturing 20M RU6_5250MHz	
ANT	5+7	
Pol.	Horizontal	Fundamental
Peak	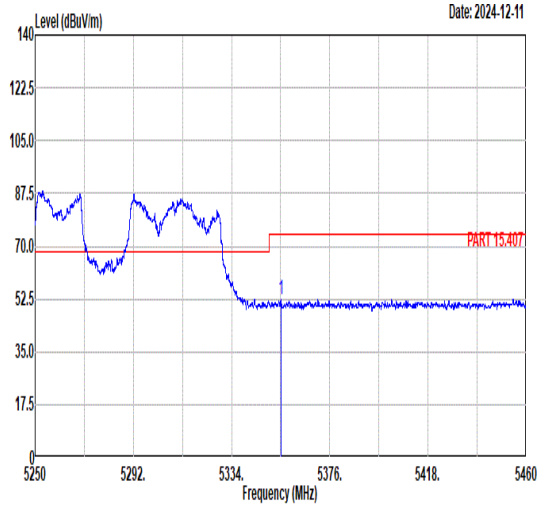 Freq Level Limit Line Margin (dB) Read Level Ant Factor Cable Loss Preamp Factor APos TPos Remark MHz dBuV/m dBuV/m dBuV dB/m dB dB cm deg 1 5355.13 52.53 74.00 -21.47 38.17 36.09 10.94 32.67 172 146 PEAK	Blank
Avg	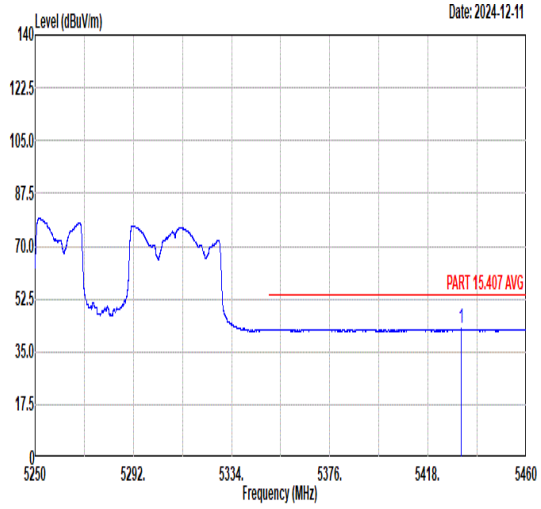 Freq Level Limit Line Margin (dB) Read Level Ant Factor Cable Loss Preamp Factor APos TPos Remark MHz dBuV/m dBuV/m dBuV dB/m dB dB cm deg 1 5432.18 42.59 54.00 -11.41 28.34 35.94 11.00 32.69 172 146 AVERAGE	Blank

Mode	81	
	Band Edge - L	
	U-NII-1_5.15-5.35_802.11be EHT160_CH50_Puncturing 20M RU6_5250MHz	
ANT	5+7	
Pol.	Vertical	Fundamental
Peak	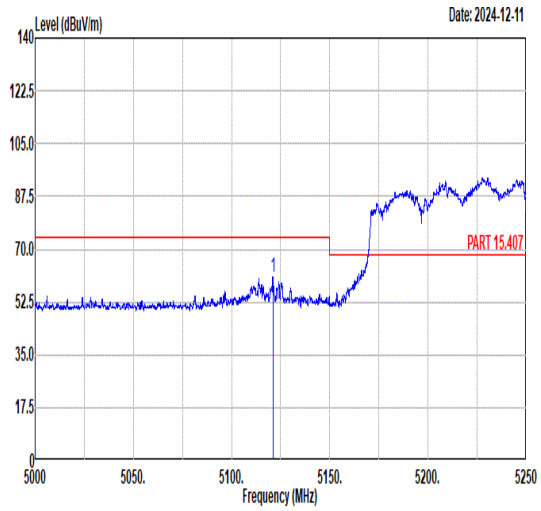 Freq Level Limit Line Margin (dB) Read Level Ant Factor Cable Loss Preamp Factor APos TPos Remark MHz dBuV/m dBuV/m dBuV dB/m dB dB cm deg 1 5121.15 60.67 74.00 -13.33 46.43 35.76 11.10 32.62 396 298 PEAK	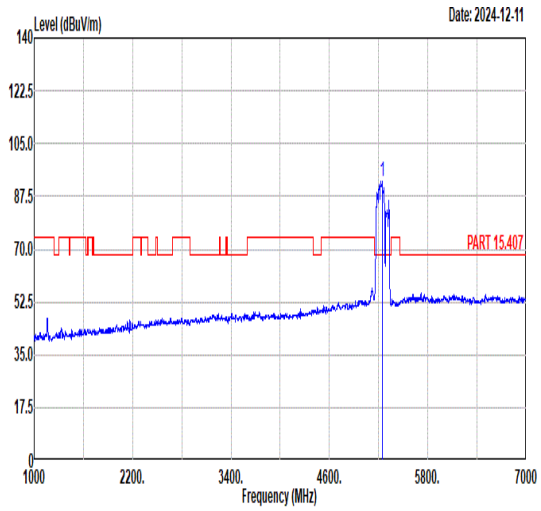 Freq Level Limit Line Margin (dB) Read Level Ant Factor Cable Loss Preamp Factor APos TPos Remark MHz dBuV/m dBuV/m dBuV dB/m dB dB cm deg 1 5250.00 92.54 ------ ------ 78.35 35.80 11.04 32.65 396 298 PEAK
Avg	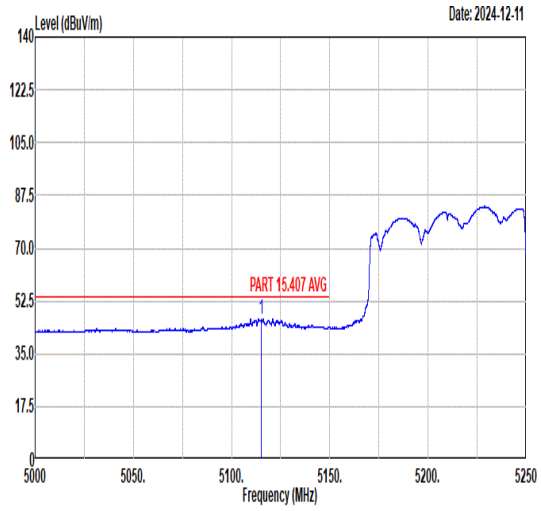 Freq Level Limit Line Margin (dB) Read Level Ant Factor Cable Loss Preamp Factor APos TPos Remark MHz dBuV/m dBuV/m dBuV dB/m dB dB cm deg 1 5115.15 46.62 54.00 -7.38 32.37 35.77 11.10 32.62 396 298 AVERAGE	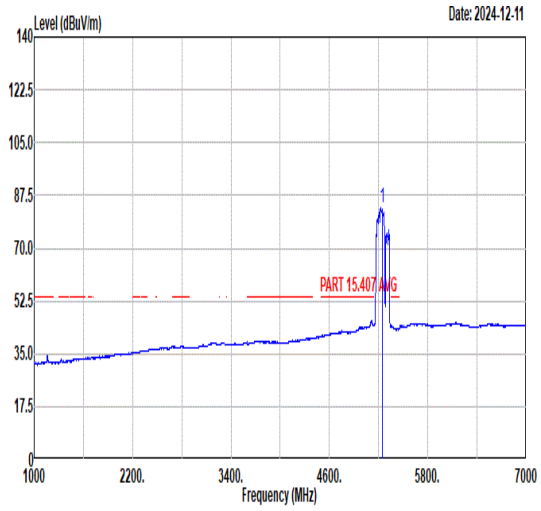 Freq Level Limit Line Margin (dB) Read Level Ant Factor Cable Loss Preamp Factor APos TPos Remark MHz dBuV/m dBuV/m dBuV dB/m dB dB cm deg 1 5250.00 83.48 ------ ------ 69.29 35.80 11.04 32.65 396 298 AVERAGE

Mode	81	
	Band Edge - R	
	U-NII-1_5.15-5.35_802.11be EHT160_CH50_Puncturing 20M RU6_5250MHz	
ANT	5+7	
Pol.	Vertical	Fundamental
Peak	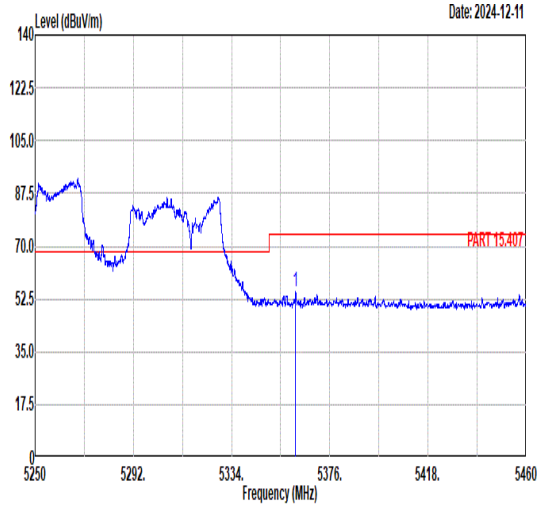 Freq Level Limit Line Margin (dB) Read Level Ant Factor Cable Loss Preamp Factor APos TPos Remark MHz dBuV/m dBuV/m dBuV dB/m dB dB cm deg 1 5361.43 54.78 74.00 -19.22 40.43 36.08 10.94 32.67 396 298 PEAK	Blank
Avg	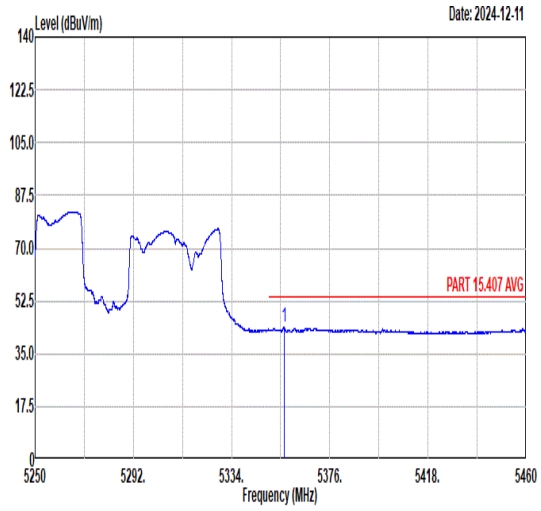 Freq Level Limit Line Margin (dB) Read Level Ant Factor Cable Loss Preamp Factor APos TPos Remark MHz dBuV/m dBuV/m dBuV dB/m dB dB cm deg 1 5356.39 43.66 54.00 -10.34 29.30 36.09 10.94 32.67 396 298 AVERAGE	Blank

Mode	82	
	Band Edge - L	
	U-NII-2C_5.47-5.725_802.11be EHT160_CH114_Puncturing 20M RU8_5570MHz	
ANT	5+7	
Pol.	Horizontal	Fundamental
Peak	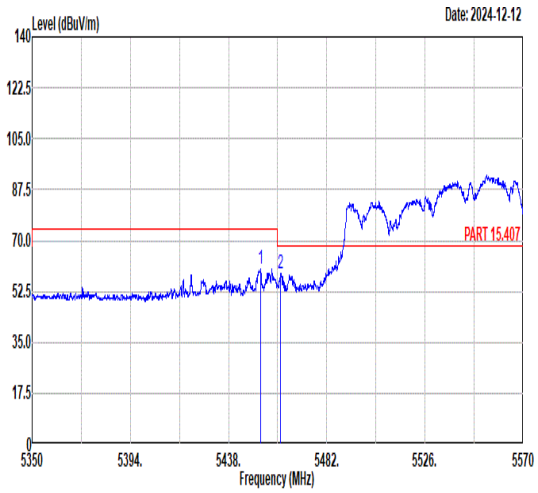 Freq Level Limit Line Margin (dB) Read Level Ant Factor Cable Loss Preamp Factor APos TPos Remark MHz dBuV/m dBuV/m dBuV dB/m dB dB cm deg 1 5452.43 60.45 74.00 -13.55 46.14 35.91 11.09 32.69 400 331 PEAK 2 5461.39 58.47 68.30 -9.83 44.08 35.95 11.13 32.69 400 331 PEAK	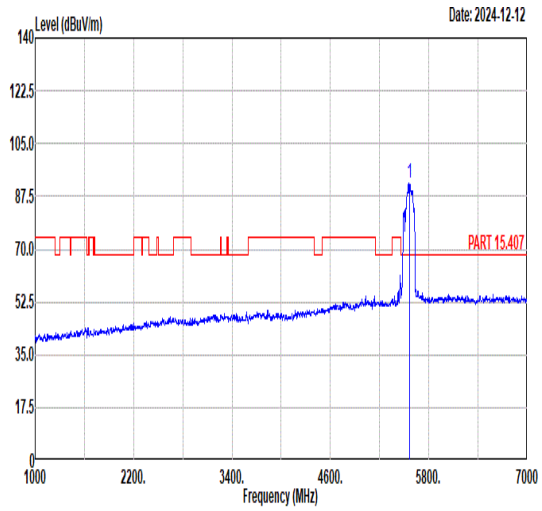 Freq Level Limit Line Margin (dB) Read Level Ant Factor Cable Loss Preamp Factor APos TPos Remark MHz dBuV/m dBuV/m dBuV dB/m dB dB cm deg 1 5570.00 91.89 ------ ------ 76.88 36.21 11.52 32.72 400 331 PEAK
Avg	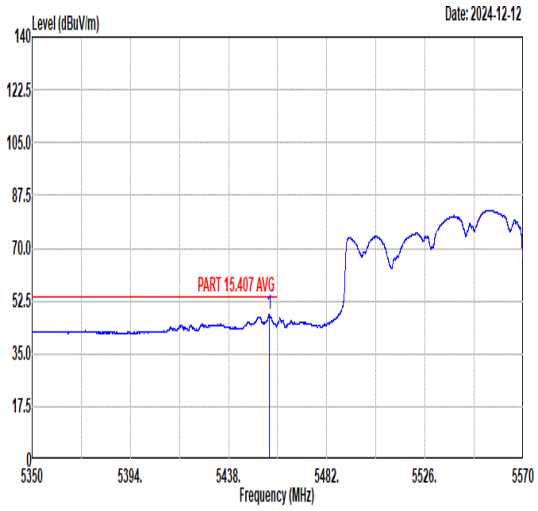 Freq Level Limit Line Margin (dB) Read Level Ant Factor Cable Loss Preamp Factor APos TPos Remark MHz dBuV/m dBuV/m dBuV dB/m dB dB cm deg 1 5456.17 48.01 54.00 -5.99 33.68 35.92 11.10 32.69 400 331 AVERAGE	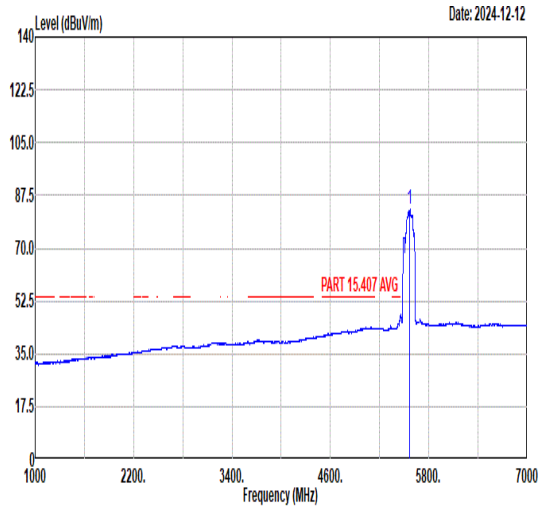 Freq Level Limit Line Margin (dB) Read Level Ant Factor Cable Loss Preamp Factor APos TPos Remark MHz dBuV/m dBuV/m dBuV dB/m dB dB cm deg 1 5570.00 82.70 ------ ------ 67.58 36.25 11.60 32.73 400 331 AVERAGE

Mode	82	
	Band Edge - R	
	U-NII-2C_5.47-5.725_802.11be EHT160_CH114_Puncturing 20M RU8_5570MHz	
ANT	5+7	
Pol.	Horizontal	Fundamental
Peak	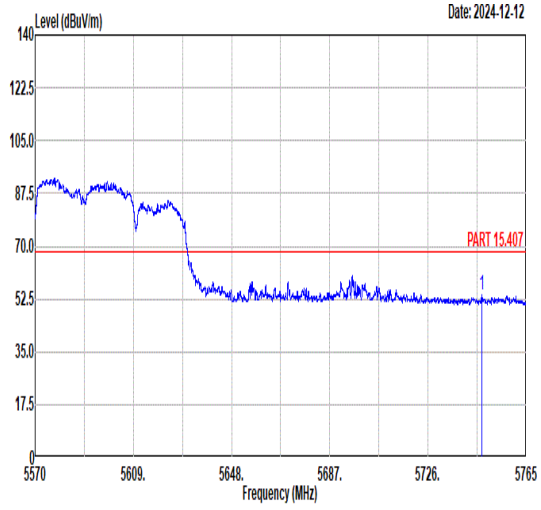 Freq Level Limit Line Margin (dB) Read Level Ant Factor Cable Loss Preamp Factor APos TPos Remark MHz dBuV/m dBuV/m dBuV dB/m dB dB cm deg 1 5747.37 53.74 68.30 -14.56 38.21 36.69 11.64 32.80 400 331 PEAK	Blank

Mode	82	
	Band Edge - L	
	U-NII-2C_5.47-5.725_802.11be EHT160_CH114_Puncturing 20M RU8_5570MHz	
ANT	5+7	
Pol.	Vertical	Fundamental
Peak	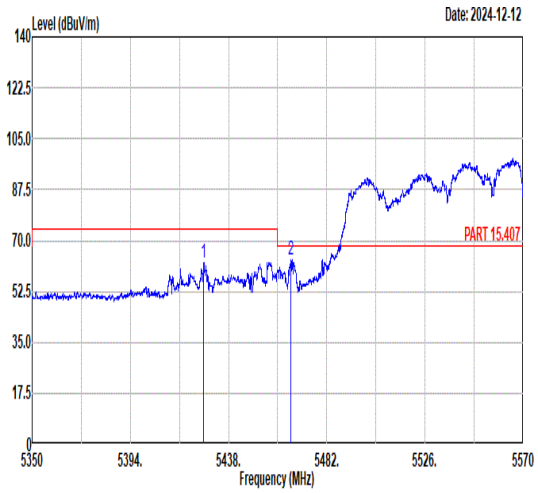 Freq Level Limit Line Margin (dB) Read Level Ant Factor Cable Loss Preamp Factor APos TPos Remark MHz dBuV/m dBuV/m dBuV dB/m dB dB cm deg 1 5426.89 62.54 74.00 -11.46 48.30 35.95 10.98 32.69 387 330 PEAK 2 5465.85 63.60 68.30 -4.70 49.19 35.96 11.14 32.69 387 330 PEAK	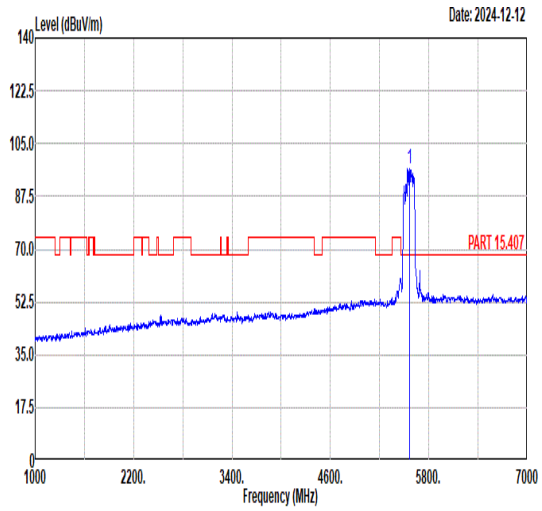 Freq Level Limit Line Margin (dB) Read Level Ant Factor Cable Loss Preamp Factor APos TPos Remark MHz dBuV/m dBuV/m dBuV dB/m dB dB cm deg 1 5570.00 96.70 ------ ------ 81.79 36.18 11.45 32.72 387 330 PEAK
Avg	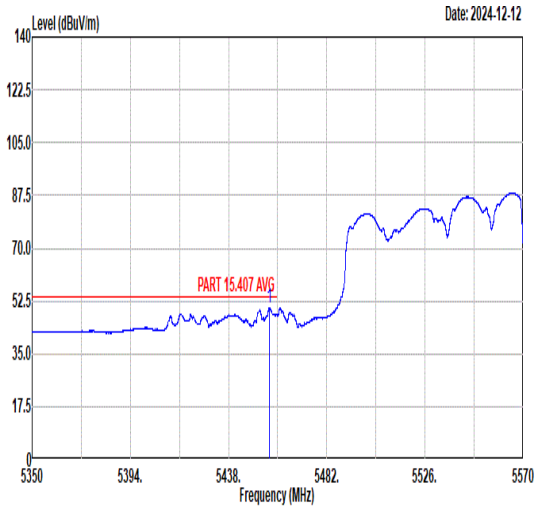 Freq Level Limit Line Margin (dB) Read Level Ant Factor Cable Loss Preamp Factor APos TPos Remark MHz dBuV/m dBuV/m dBuV dB/m dB dB cm deg 1 5456.39 50.13 54.00 -3.87 35.78 35.93 11.11 32.69 387 330 AVERAGE	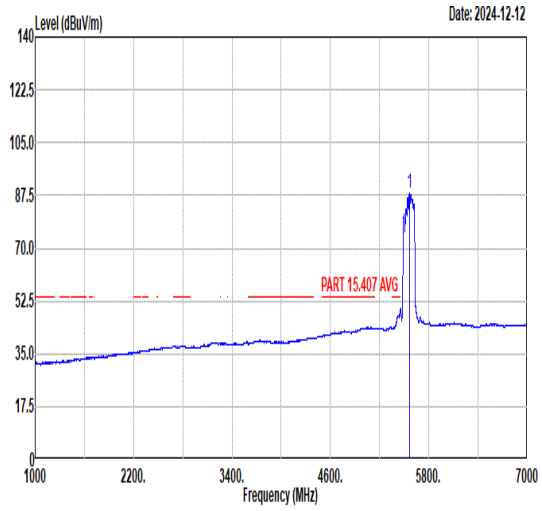 Freq Level Limit Line Margin (dB) Read Level Ant Factor Cable Loss Preamp Factor APos TPos Remark MHz dBuV/m dBuV/m dBuV dB/m dB dB cm deg 1 5570.00 88.09 ------ ------ 73.04 36.23 11.55 32.73 387 330 AVERAGE

Mode	82	
	Band Edge - R	
	U-NII-2C_5.47-5.725_802.11be EHT160_CH114_Puncturing 20M RU8_5570MHz	
ANT	5+7	
Pol.	Vertical	Fundamental
Peak	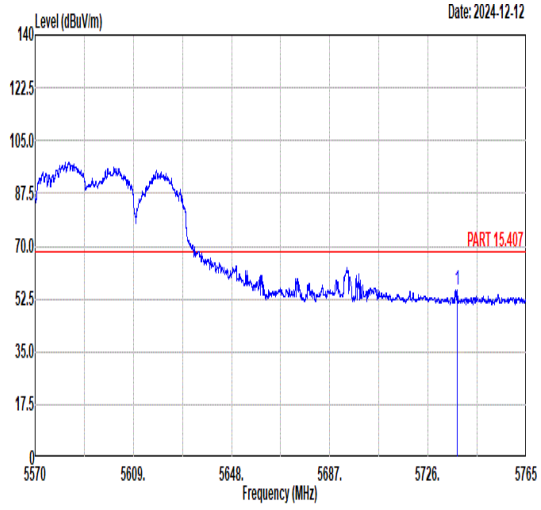 Freq Level Limit Line Margin (dB) Read Level Ant Factor Cable Loss Preamp Factor APos TPos Remark MHz dBuV/m dBuV/m dBuV dB/m dB dB cm deg 1 5737.62 55.60 68.30 -12.70 40.07 36.68 11.65 32.80 387 330 PEAK	Blank

Mode	83	
	Band Edge - L	
	U-NII-3_5.725-5.85_802.11 be EHT 80_CH155_Puncturing 20M RU4_5775MHz	
ANT	5+7	
Pol.	Horizontal	Fundamental
Peak	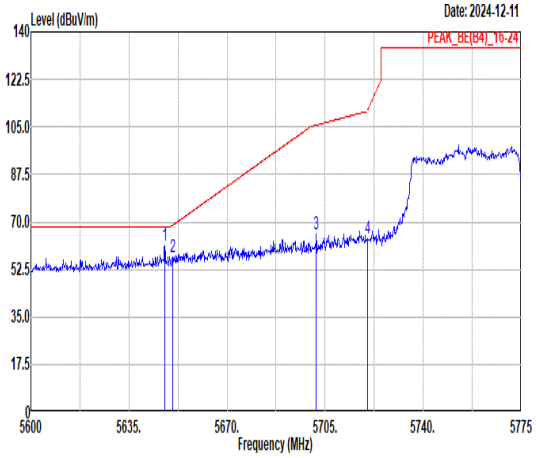 Freq Level Limit Line Margin (dB) Read Level Ant Factor Cable Loss Preamp Factor APos TPos Remark MHz dBuV/m dBuV/m dBuV dB/m dB dB cm deg 1 5647.78 61.27 68.30 -7.03 45.85 36.49 11.69 32.76 200 51 PEAK 2 5650.58 56.92 68.73 -11.81 41.49 36.50 11.69 32.76 200 51 PEAK 3 5701.85 65.62 105.72 -40.10 50.14 36.60 11.66 32.78 200 51 PEAK 4 5720.23 63.91 111.31 -47.40 48.40 36.64 11.66 32.79 200 51 PEAK	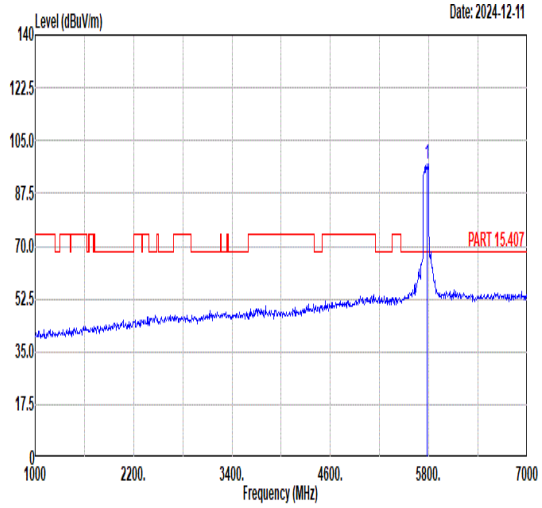 Freq Level Limit Line Margin (dB) Read Level Ant Factor Cable Loss Preamp Factor APos TPos Remark MHz dBuV/m dBuV/m dBuV dB/m dB dB cm deg 1 5775.00 97.33 ------ ------ 81.86 36.65 11.63 32.81 200 51 PEAK
Avg	Blank	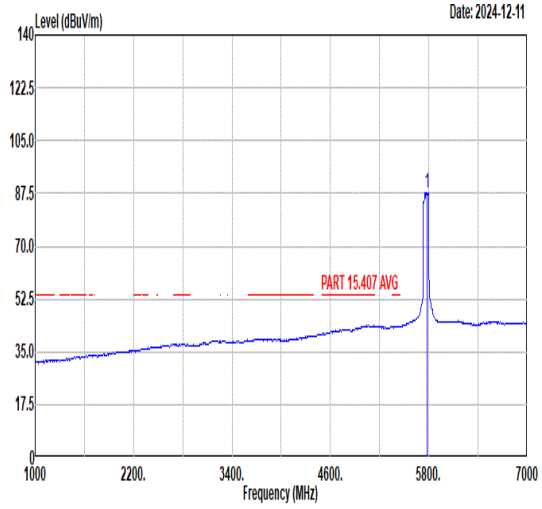 Freq Level Limit Line Margin (dB) Read Level Ant Factor Cable Loss Preamp Factor APos TPos Remark MHz dBuV/m dBuV/m dBuV dB/m dB dB cm deg 1 5775.00 87.81 ------ ------ 72.40 36.61 11.62 32.82 200 51 AVERAGE

Mode	83	
	Band Edge - R	
	U-NII-3_5.725-5.85_802.11 be EHT 80_CH155_Puncturing 20M RU4_5775MHz	
ANT	5+7	
Pol.	Horizontal	Fundamental
Peak	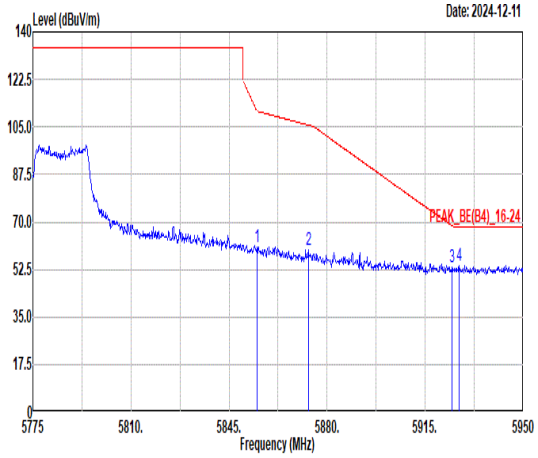 Freq Level Limit Line Margin (dB) Read Level Ant Factor Cable Loss Preamp Factor APos TPos Remark MHz dBuV/m dBuV/m dBuV dB/m dB dB cm deg 1 5854.98 60.89 110.86 -49.97 45.70 36.51 11.52 32.84 200 51 PEAK 2 5873.35 59.77 105.66 -45.89 44.58 36.55 11.49 32.85 200 51 PEAK 3 5924.45 53.49 68.61 -15.12 38.31 36.65 11.40 32.87 200 51 PEAK 4 5927.08 54.02 68.30 -14.28 38.84 36.65 11.40 32.87 200 51 PEAK	Blank

Mode	83
	Band Edge - L
	U-NII-3_5.725-5.85_802.11 be EHT 80_CH155_Puncturing 20M RU4_5775MHz
ANT	5+7

Pol.	Vertical	Fundamental
Peak	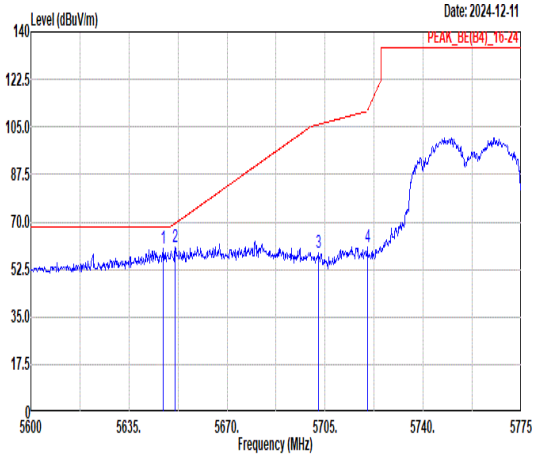 Freq Level Limit Line Margin (dB) Read Level Ant Factor Cable Loss Preamp Factor APos TPos Remark 1 5647.25 60.13 68.30 -8.17 44.71 36.49 11.69 32.76 393 358 PEAK 2 5651.45 60.89 69.37 -8.48 45.46 36.50 11.69 32.76 393 358 PEAK 3 5702.55 58.69 105.92 -47.23 43.20 36.61 11.66 32.78 393 358 PEAK 4 5720.05 60.59 110.91 -50.32 45.08 36.64 11.66 32.79 393 358 PEAK	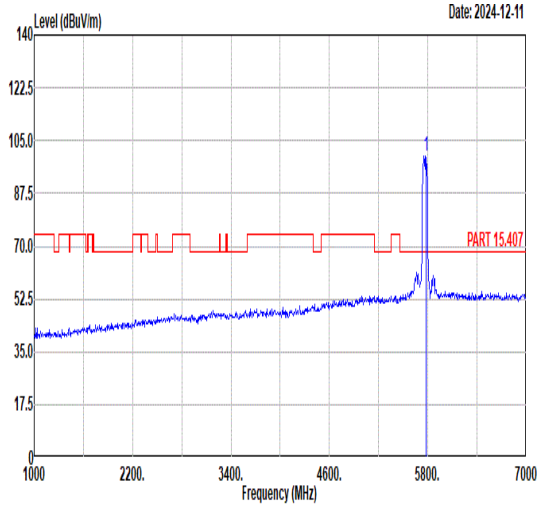 Freq Level Limit Line Margin (dB) Read Level Ant Factor Cable Loss Preamp Factor APos TPos Remark 1 5775.00 99.84 ------ ------ 84.31 36.69 11.64 32.80 393 358 PEAK
Avg	Blank	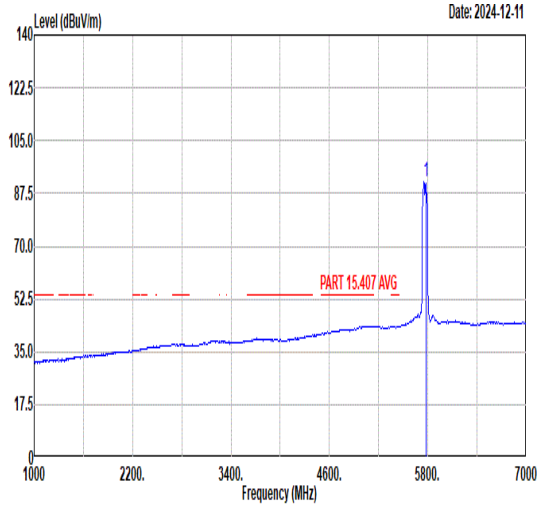 Freq Level Limit Line Margin (dB) Read Level Ant Factor Cable Loss Preamp Factor APos TPos Remark 1 5775.00 91.20 ------ ------ 75.67 36.69 11.64 32.80 393 358 AVERAGE

Mode	83	
	Band Edge - R	
	U-NII-3_5.725-5.85_802.11 be EHT 80_CH155_Puncturing 20M RU4_5775MHz	
ANT	5+7	
Pol.	Vertical	Fundamental
Peak	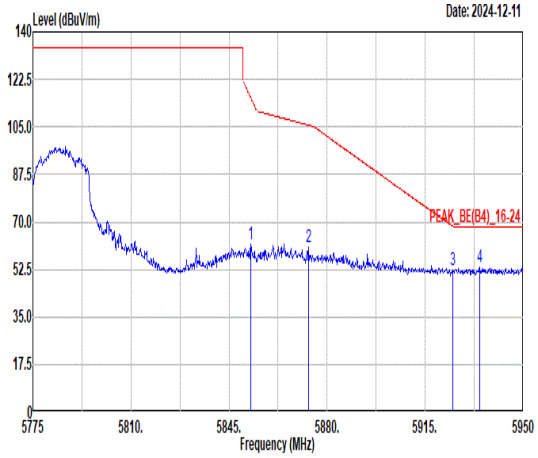 Freq Level Limit Line Margin (dB) Read Level Ant Factor Cable Loss Preamp Factor APos TPos Remark MHz dBuV/m dBuV/m dBuV dB/m dB dB cm deg 1 5852.88 62.06 115.64 -53.58 46.86 36.51 11.53 32.84 393 358 PEAK 2 5873.35 60.60 105.66 -45.06 45.41 36.55 11.49 32.85 393 358 PEAK 3 5924.80 52.19 68.35 -16.16 37.01 36.65 11.40 32.87 393 358 PEAK 4 5934.43 53.11 68.30 -15.19 37.92 36.67 11.39 32.87 393 358 PEAK	Blank

Mode	84	
	Band Edge - L	
	U-NII-1_5.15-5.25_802.11be EHT80_CH42_Large RU 484+242 RU4_5210MHz	
ANT	5+7	
Pol.	Horizontal	Fundamental
Peak	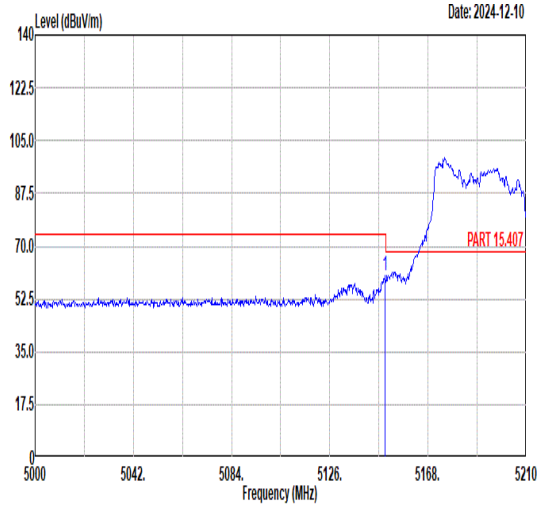 Freq Level Limit Line Margin (dB) Read Level Ant Factor Cable Loss Preamp Factor APos TPos Remark MHz dBuV/m dBuV/m dBuV dB/m dB dB cm deg 1 5149.73 60.00 74.00 -14.00 45.84 35.70 11.09 32.63 397 35 PEAK	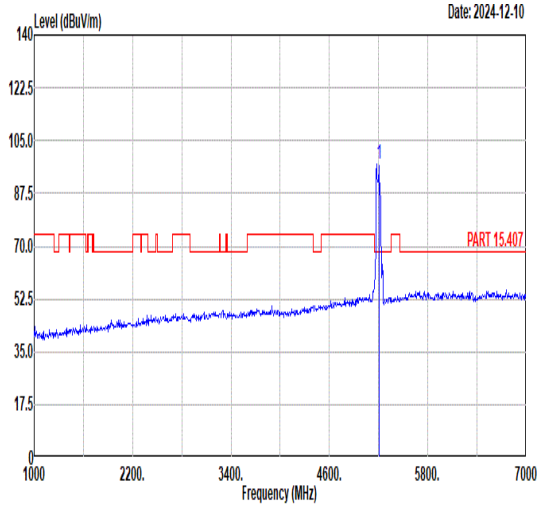 Freq Level Limit Line Margin Read Level Ant Factor Cable Loss Preamp Factor APos TPos Remark MHz dBuV/m dBuV/m dB dBuV dB/m dB dB cm deg 1 5210.00 97.09 ------ ------ 82.91 35.75 11.07 32.64 397 35 PEAK
Avg	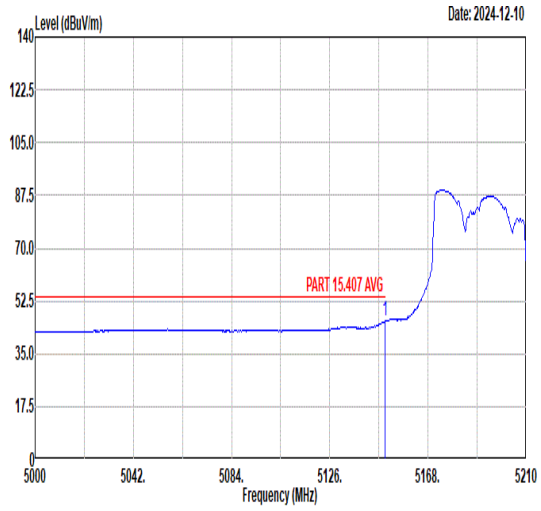 Freq Level Limit Line Margin (dB) Read Level Ant Factor Cable Loss Preamp Factor APos TPos Remark MHz dBuV/m dBuV/m dBuV dB/m dB dB cm deg 1 5149.73 45.76 54.00 -8.24 31.60 35.70 11.09 32.63 397 35 AVERAGE	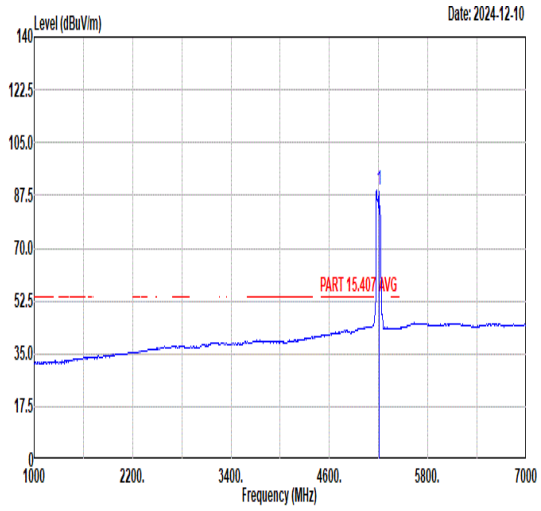 Freq Level Limit Line Margin Read Level Ant Factor Cable Loss Preamp Factor APos TPos Remark MHz dBuV/m dBuV/m dB dBuV dB/m dB dB cm deg 1 5210.00 89.21 ------ ------ 75.03 35.75 11.07 32.64 397 35 AVERAGE

Mode	84	
	Band Edge - R	
	U-NII-1_5.15-5.25_802.11be EHT80_CH42_Large RU 484+242 RU4_5210MHz	
ANT	5+7	
Pol.	Horizontal	Fundamental
Peak	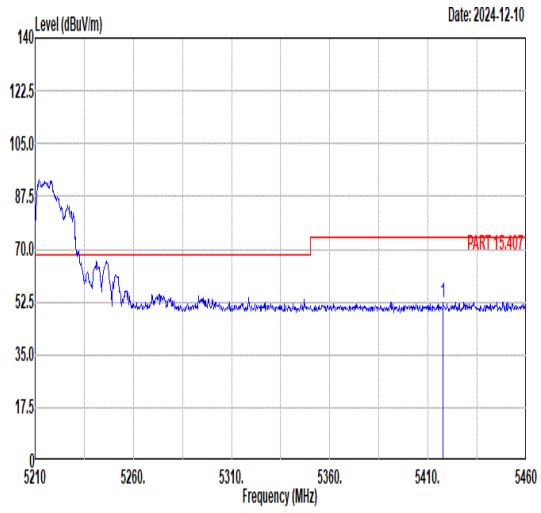 Freq Level Limit Line Margin (dB) Read Level Ant Factor Cable Loss Preamp Factor APos TPos Remark MHz dBuV/m dBuV/m dBuV dB/m dB dB cm deg 1 5417.75 52.31 74.00 -21.69 38.09 35.96 10.94 32.68 397 35 PEAK	Blank
Avg	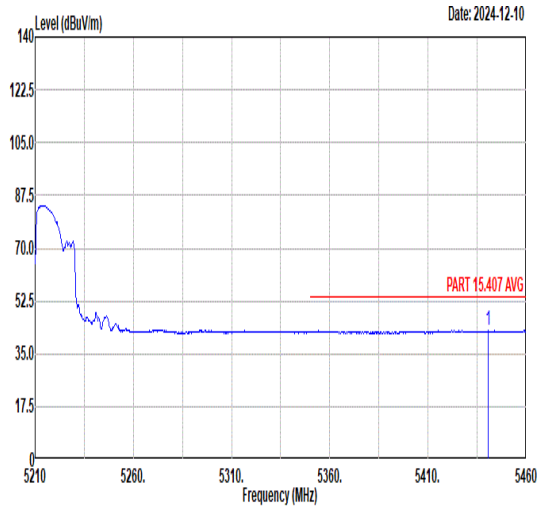 Freq Level Limit Line Margin (dB) Read Level Ant Factor Cable Loss Preamp Factor APos TPos Remark MHz dBuV/m dBuV/m dBuV dB/m dB dB cm deg 1 5440.50 42.85 54.00 -11.15 28.58 35.92 11.04 32.69 397 35 AVERAGE	Blank

Mode	84	
	Band Edge - L	
	U-NII-1_5.15-5.25_802.11be EHT80_CH42_Large RU 484+242 RU4_5210MHz	
ANT	5+7	
Pol.	Vertical	Fundamental
Peak	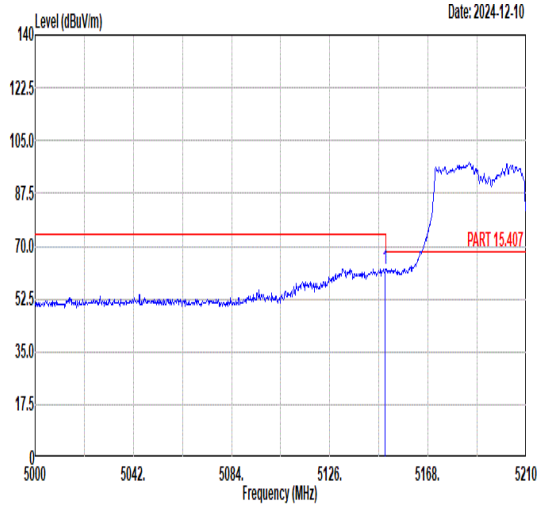 Freq Level Limit Line Margin (dB) Read Level Ant Factor Cable Loss Preamp Factor APos TPos Remark MHz dBuV/m dBuV/m dBuV dB/m dB dB cm deg 1 5149.73 62.43 74.00 -11.57 48.27 35.70 11.09 32.63 325 69 PEAK	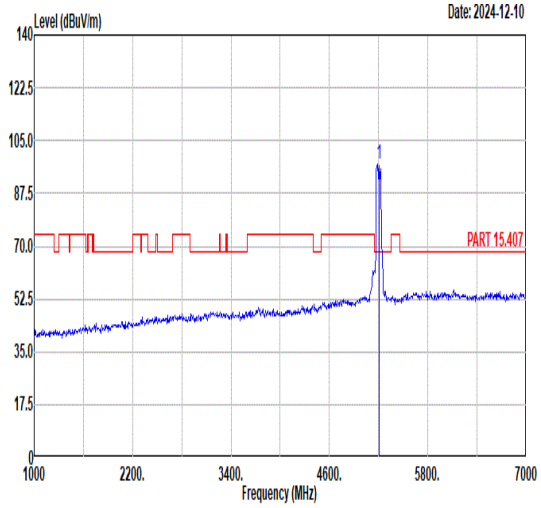 Freq Level Limit Line Margin (dB) Read Level Ant Factor Cable Loss Preamp Factor APos TPos Remark MHz dBuV/m dBuV/m dBuV dB/m dB dB cm deg 1 5210.00 96.98 ------ ------ 82.78 35.78 11.06 32.64 325 69 PEAK
Avg	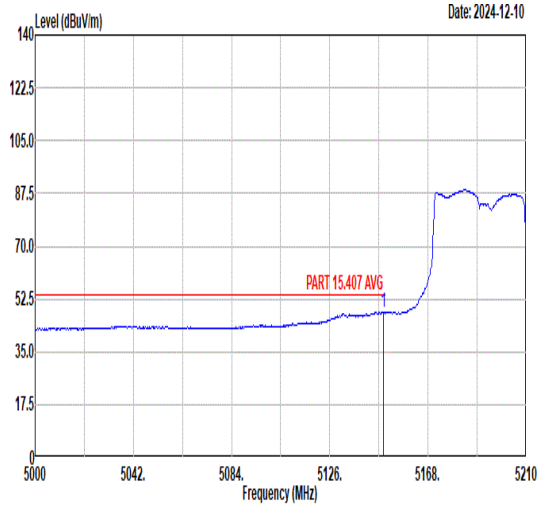 Freq Level Limit Line Margin (dB) Read Level Ant Factor Cable Loss Preamp Factor APos TPos Remark MHz dBuV/m dBuV/m dBuV dB/m dB dB cm deg 1 5148.89 48.24 54.00 -5.76 34.08 35.70 11.09 32.63 325 69 AVERAGE	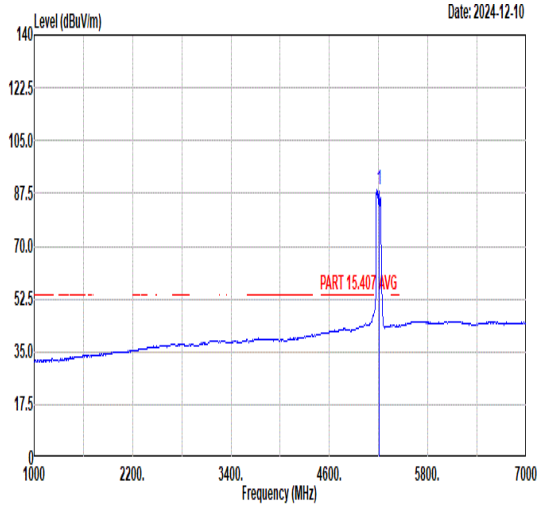 Freq Level Limit Line Margin (dB) Read Level Ant Factor Cable Loss Preamp Factor APos TPos Remark MHz dBuV/m dBuV/m dBuV dB/m dB dB cm deg 1 5210.00 88.51 ------ ------ 74.32 35.76 11.07 32.64 325 69 AVERAGE

Mode	84	
	Band Edge - R	
	U-NII-1_5.15-5.25_802.11be EHT80_CH42_Large RU 484+242 RU4_5210MHz	
ANT	5+7	
Pol.	Vertical	Fundamental
Peak	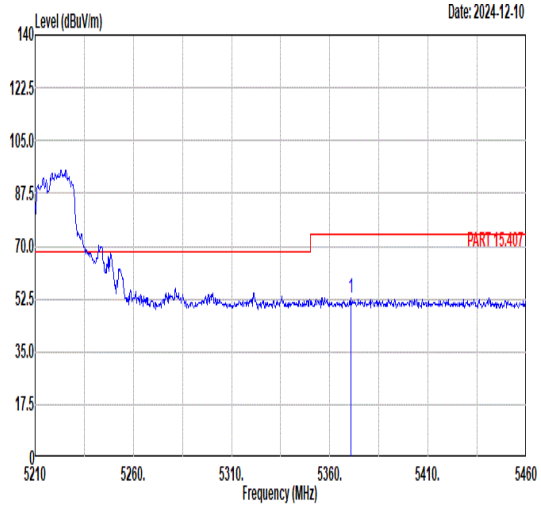 Freq Level Limit Line Margin (dB) Read Level Ant Factor Cable Loss Preamp Factor APos TPos Remark MHz dBuV/m dBuV/m dBuV dB/m dB dB cm deg 1 5370.75 52.90 74.00 -21.10 38.58 36.06 10.93 32.67 325 69 PEAK	Blank
Avg	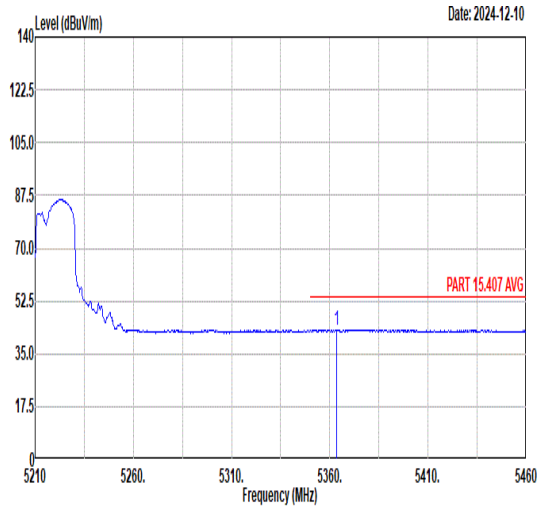 Freq Level Limit Line Margin (dB) Read Level Ant Factor Cable Loss Preamp Factor APos TPos Remark MHz dBuV/m dBuV/m dBuV dB/m dB dB cm deg 1 5363.50 43.01 54.00 -10.99 28.68 36.07 10.93 32.67 325 69 AVERAGE	Blank

Mode	85	
	Band Edge - L	
	U-NII-2A_5.25-5.35_802.11be EHT80_CH58_Large RU 484+242 RU1_5290MHz	
ANT	5+7	
Pol.	Horizontal	Fundamental
Peak	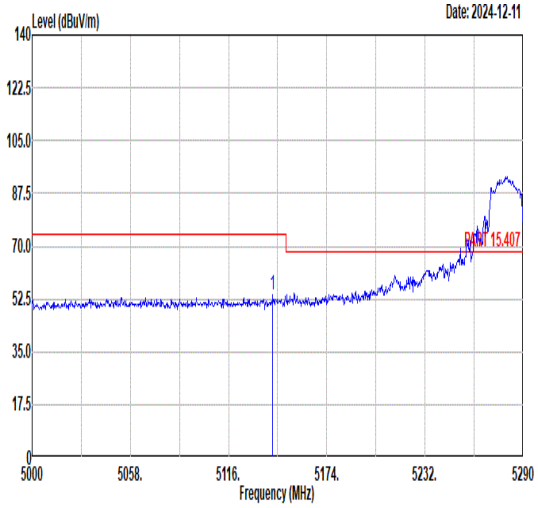 Freq Level Limit Line Margin (dB) Read Level Ant Factor Cable Loss Preamp Factor APos TPos Remark MHz dBuV/m dBuV/m dBuV dB/m dB dB cm deg 1 5142.10 53.65 74.00 -20.35 39.47 35.72 11.09 32.63 126 0 PEAK	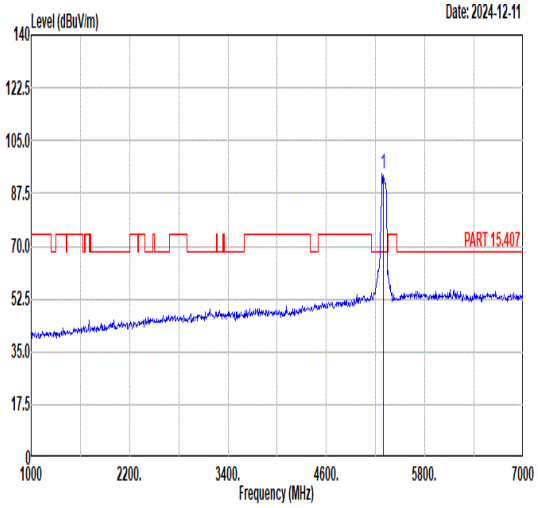 Freq Level Limit Line Margin (dB) Read Level Ant Factor Cable Loss Preamp Factor APos TPos Remark MHz dBuV/m dBuV/m dBuV dB/m dB dB cm deg 1 5290.00 93.89 ------ ------ 79.75 35.80 11.00 32.66 126 0 PEAK
Avg	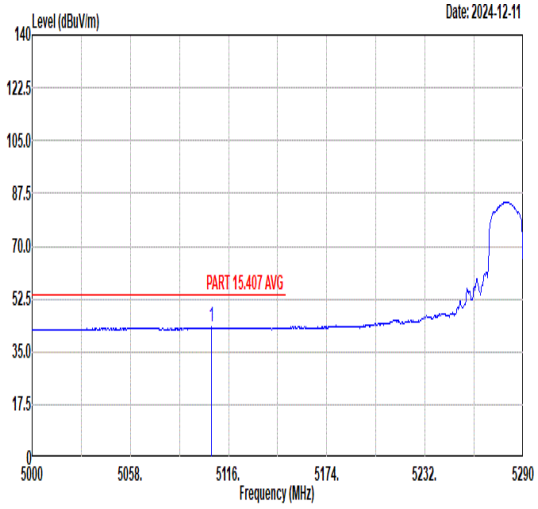 Freq Level Limit Line Margin (dB) Read Level Ant Factor Cable Loss Preamp Factor APos TPos Remark MHz dBuV/m dBuV/m dBuV dB/m dB dB cm deg 1 5105.85 43.09 54.00 -10.91 28.81 35.79 11.11 32.62 126 0 AVERAGE	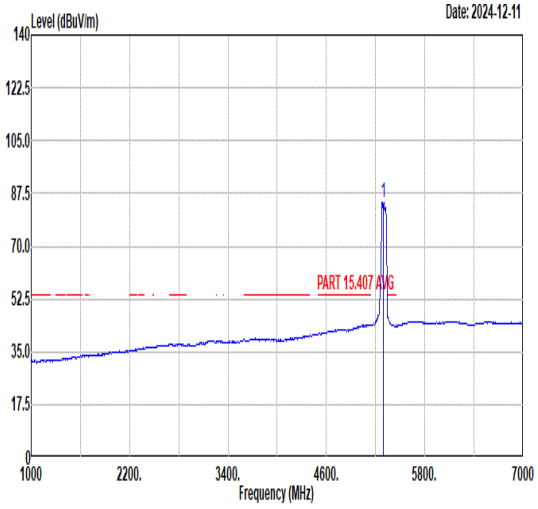 Freq Level Limit Line Margin (dB) Read Level Ant Factor Cable Loss Preamp Factor APos TPos Remark MHz dBuV/m dBuV/m dBuV dB/m dB dB cm deg 1 5290.00 84.49 ------ ------ 70.35 35.80 11.00 32.66 126 0 AVERAGE

Mode	85	
	Band Edge - R	
	U-NII-2A_5.25-5.35_802.11be EHT80_CH58_Large RU 484+242 RU1_5290MHz	
ANT	5+7	
Pol.	Horizontal	Fundamental
Peak	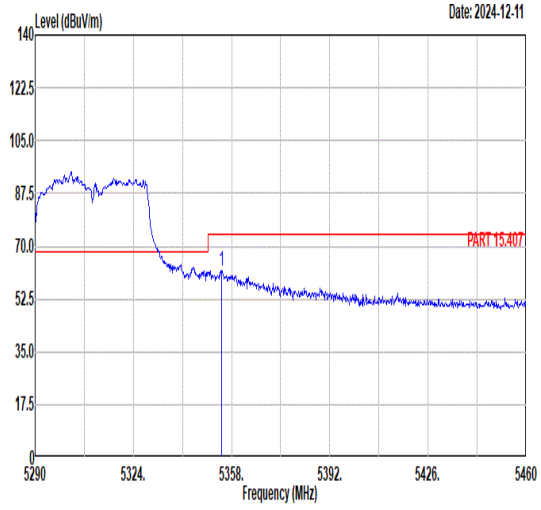 Freq Level Limit Line Margin (dB) Read Level Ant Factor Cable Loss Preamp Factor APos TPos Remark MHz dBuV/m dBuV/m dBuV dB/m dB dB cm deg 1 5354.60 61.85 74.00 -12.15 47.49 36.09 10.94 32.67 126 0 PEAK	Blank
Avg	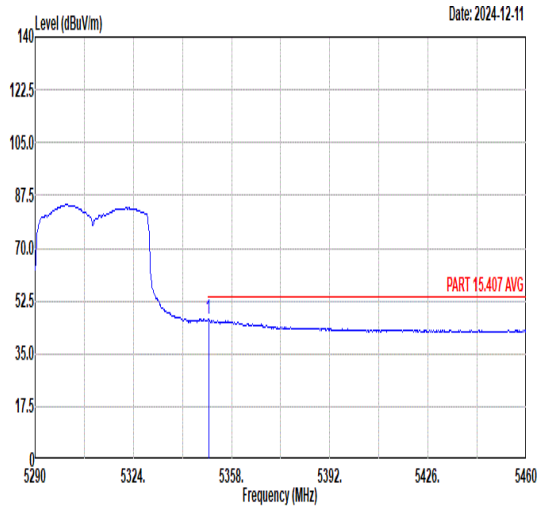 Freq Level Limit Line Margin (dB) Read Level Ant Factor Cable Loss Preamp Factor APos TPos Remark MHz dBuV/m dBuV/m dBuV dB/m dB dB cm deg 1 5350.01 46.50 54.00 -7.50 32.13 36.10 10.94 32.67 126 0 AVERAGE	Blank

Mode	85	
	Band Edge - L	
	U-NII-2A_5.25-5.35_802.11be EHT80_CH58_Large RU 484+242 RU1_5290MHz	
ANT	5+7	
Pol.	Vertical	Fundamental
Peak	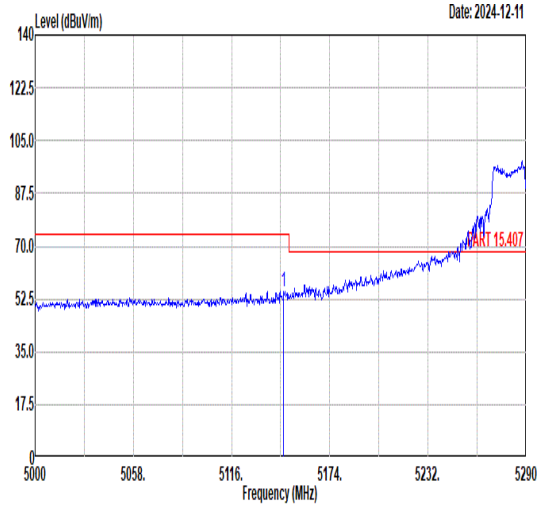 Freq Level Limit Line Margin (dB) Read Level Ant Factor Cable Loss Preamp Factor APos TPos Remark MHz dBuV/m dBuV/m dBuV dB/m dB dB cm deg 1 5146.74 55.13 74.00 -18.87 40.96 35.71 11.09 32.63 213 312 PEAK	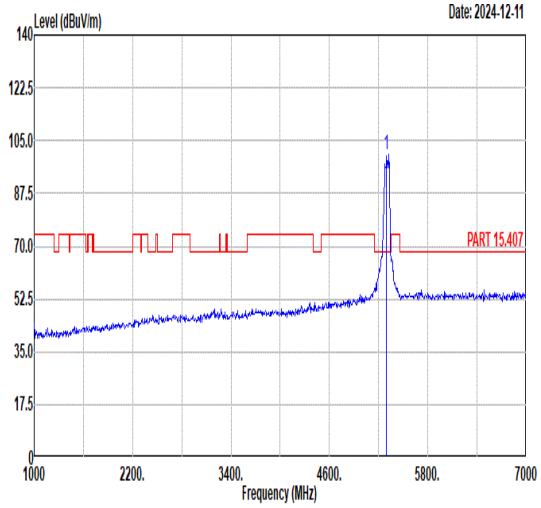 Freq Level Limit Line Margin (dB) Read Level Ant Factor Cable Loss Preamp Factor APos TPos Remark MHz dBuV/m dBuV/m dBuV dB/m dB dB cm deg 1 5290.00 100.12 ------ ------ 85.87 35.96 10.96 32.67 213 312 PEAK
Avg	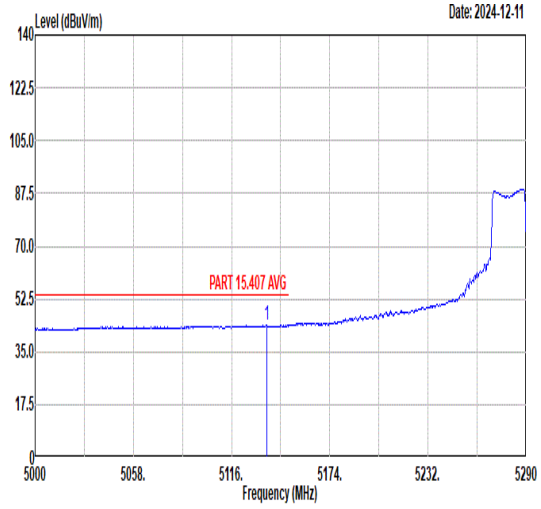 Freq Level Limit Line Margin (dB) Read Level Ant Factor Cable Loss Preamp Factor APos TPos Remark MHz dBuV/m dBuV/m dBuV dB/m dB dB cm deg 1 5136.59 43.83 54.00 -10.17 29.64 35.73 11.09 32.63 213 312 AVERAGE	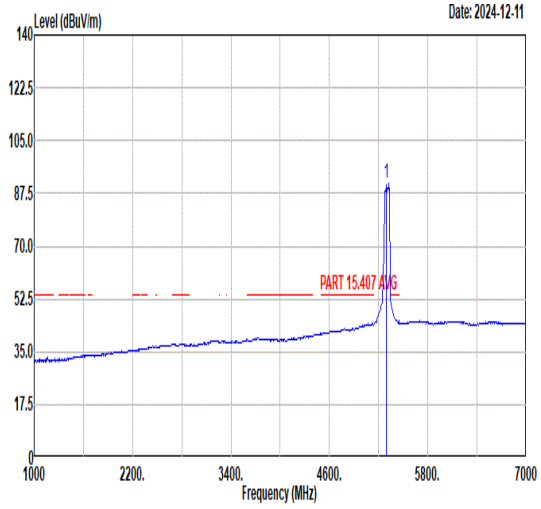 Freq Level Limit Line Margin (dB) Read Level Ant Factor Cable Loss Preamp Factor APos TPos Remark MHz dBuV/m dBuV/m dBuV dB/m dB dB cm deg 1 5290.00 90.60 ------ ------ 76.35 35.96 10.96 32.67 213 312 AVERAGE

Mode	85	
	Band Edge - R	
	U-NII-2A_5.25-5.35_802.11be EHT80_CH58_Large RU 484+242 RU1_5290MHz	
ANT	5+7	
Pol.	Vertical	Fundamental
Peak	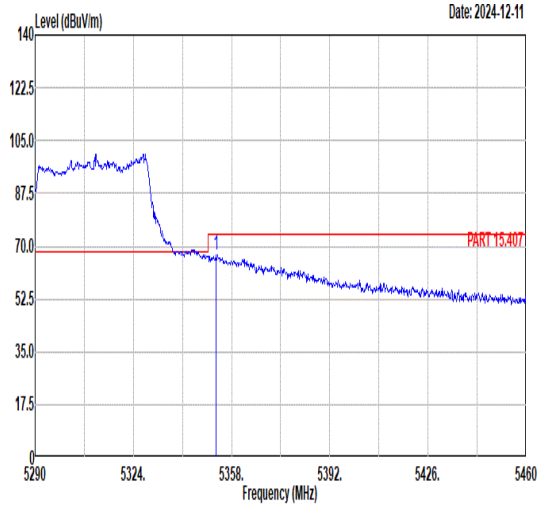 Freq Level Limit Line Margin (dB) Read Level Ant Factor Cable Loss Preamp Factor APos TPos Remark MHz dBuV/m dBuV/m dBuV dB/m dB dB cm deg 1 5352.73 67.03 74.00 -6.97 52.67 36.09 10.94 32.67 213 312 PEAK	Blank
Avg	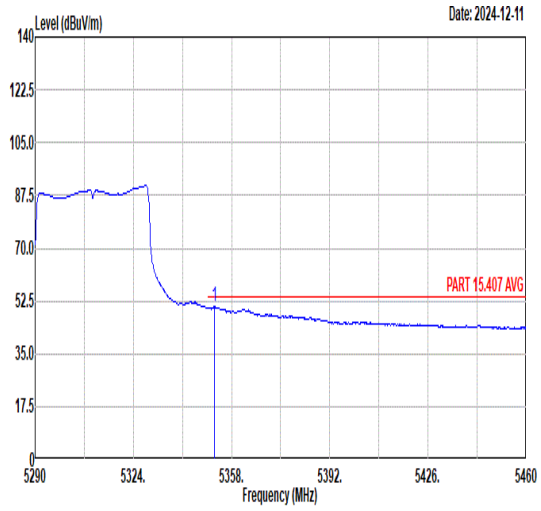 Freq Level Limit Line Margin (dB) Read Level Ant Factor Cable Loss Preamp Factor APos TPos Remark MHz dBuV/m dBuV/m dBuV dB/m dB dB cm deg 1 5352.05 50.47 54.00 -3.53 36.10 36.10 10.94 32.67 213 312 AVERAGE	Blank

Mode	86
	Band Edge - L
	U-NII-2C_5.47-5.725_802.11be EHT80_CH106_Large RU 484+242 RU4_5530MHz
ANT	5+7

Pol.	Horizontal	Fundamental
Peak	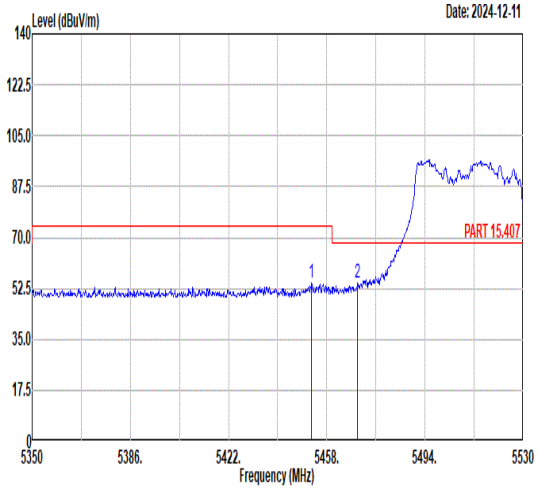 Freq Level Limit Line Margin (dB) Read Level Ant Factor Cable Loss Preamp Factor APos TPos Remark MHz dBuV/m dBuV/m dBuV dB/m dB dB cm deg 1 5452.42 54.17 74.00 -19.83 39.86 35.91 11.09 32.69 100 40 PEAK 2 5469.34 54.33 68.30 -13.97 39.88 35.98 11.16 32.69 100 40 PEAK	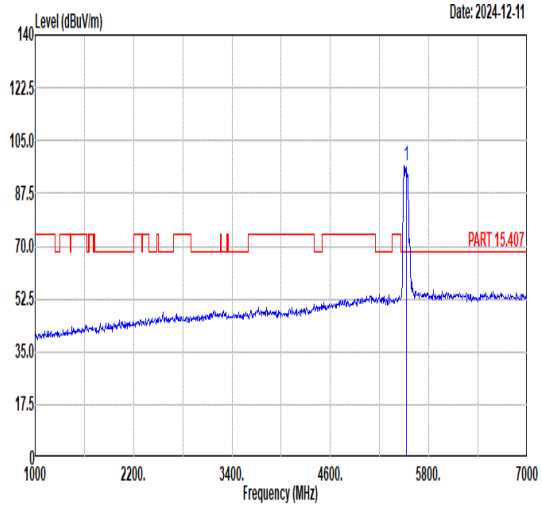 Freq Level Limit Line Margin (dB) Read Level Ant Factor Cable Loss Preamp Factor APos TPos Remark MHz dBuV/m dBuV/m dBuV dB/m dB dB cm deg 1 5530.00 96.56 ------ ------ 81.92 36.08 11.26 32.70 100 40 PEAK
Avg	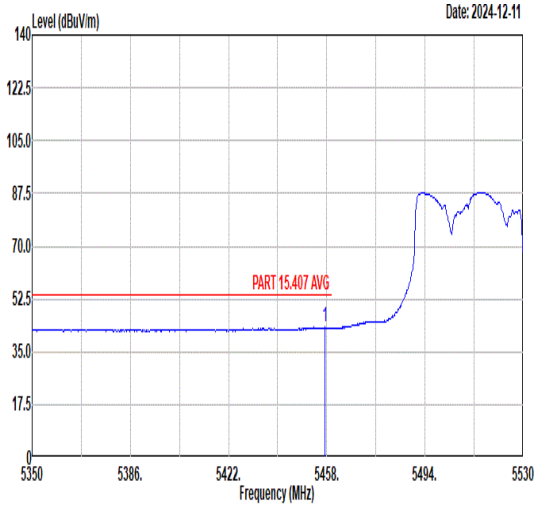 Freq Level Limit Line Margin (dB) Read Level Ant Factor Cable Loss Preamp Factor APos TPos Remark MHz dBuV/m dBuV/m dBuV dB/m dB dB cm deg 1 5457.28 43.17 54.00 -10.83 28.82 35.93 11.11 32.69 100 40 AVERAGE	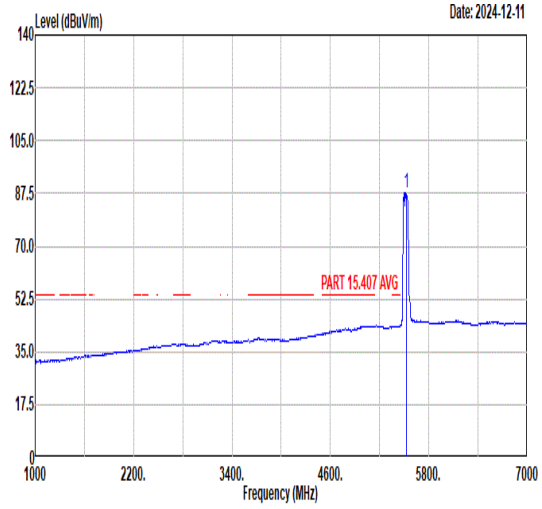 Freq Level Limit Line Margin (dB) Read Level Ant Factor Cable Loss Preamp Factor APos TPos Remark MHz dBuV/m dBuV/m dBuV dB/m dB dB cm deg 1 5530.00 87.82 ------ ------ 73.06 36.12 11.34 32.70 100 40 AVERAGE

Mode	86	
	Band Edge - R	
	U-NII-2C_5.47-5.725_802.11be EHT80_CH106_Large RU 484+242 RU4_5530MHz	
ANT	5+7	
Pol.	Horizontal	Fundamental
Peak	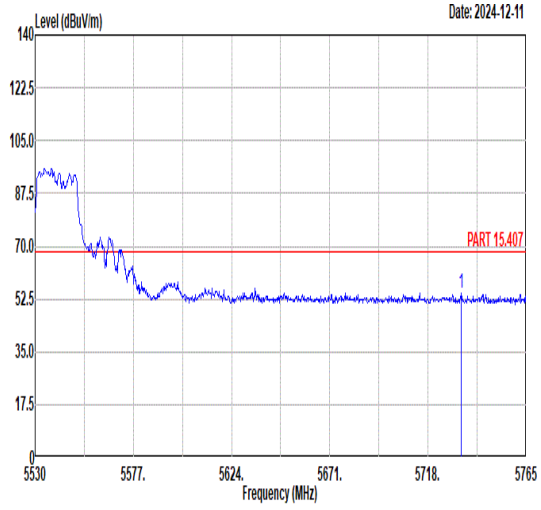 Freq Level Limit Line Margin (dB) Read Level Ant Factor Cable Loss Preamp Factor APos TPos Remark MHz dBuV/m dBuV/m dBuV dB/m dB dB cm deg 1 5733.98 54.47 68.30 -13.83 38.94 36.67 11.65 32.79 100 40 PEAK	Blank

Mode	86	
	Band Edge - L	
	U-NII-2C_5.47-5.725_802.11be EHT80_CH106_Large RU 484+242 RU4_5530MHz	
ANT	5+7	
Pol.	Vertical	Fundamental
Peak	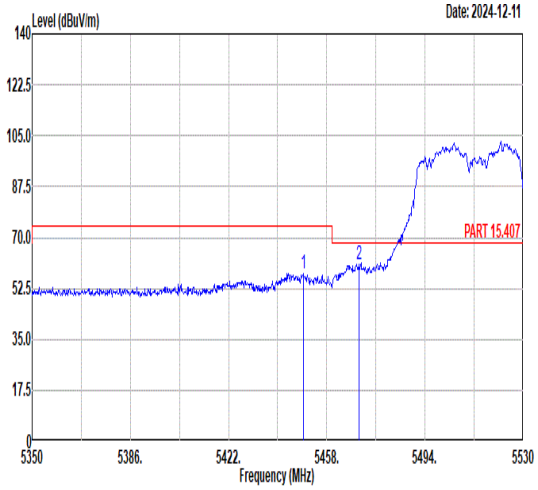 Freq Level Limit Line Margin (dB) Read Level Ant Factor Cable Loss Preamp Factor APos TPos Remark MHz dBuV/m dBuV/m dBuV dB/m dB dB cm deg 1 5449.54 57.45 74.00 -16.55 43.16 35.90 11.08 32.69 101 357 PEAK 2 5469.88 60.76 68.30 -7.54 46.31 35.98 11.16 32.69 101 357 PEAK	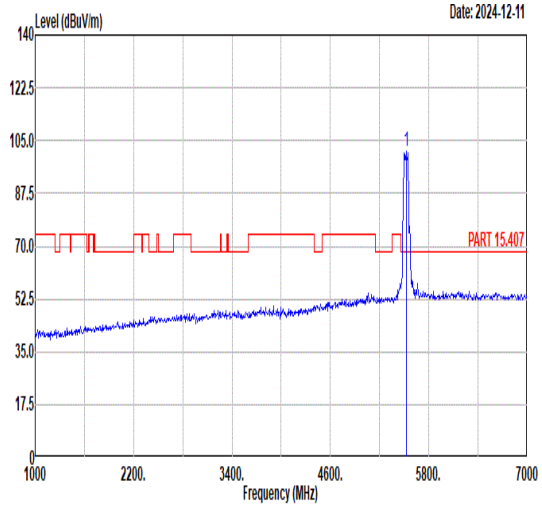 Freq Level Limit Line Margin (dB) Read Level Ant Factor Cable Loss Preamp Factor APos TPos Remark MHz dBuV/m dBuV/m dBuV dB/m dB dB cm deg 1 5530.00 101.38 ------ ------ 86.55 36.15 11.39 32.71 101 357 PEAK
Avg	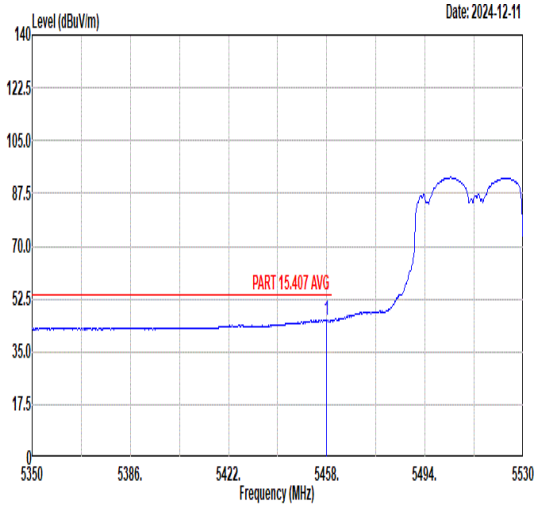 Freq Level Limit Line Margin (dB) Read Level Ant Factor Cable Loss Preamp Factor APos TPos Remark MHz dBuV/m dBuV/m dBuV dB/m dB dB cm deg 1 5457.82 45.55 54.00 -8.45 31.20 35.93 11.11 32.69 101 357 AVERAGE	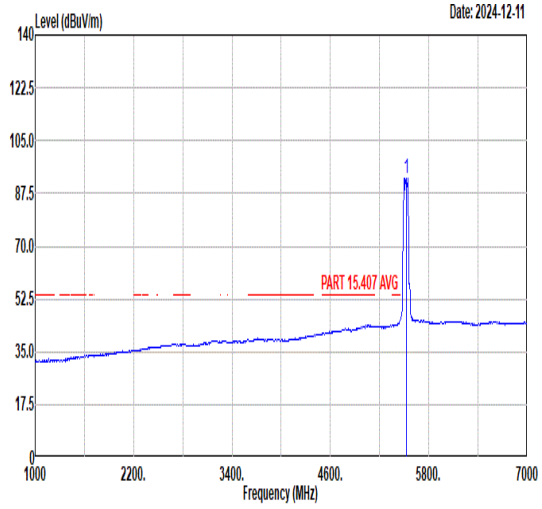 Freq Level Limit Line Margin (dB) Read Level Ant Factor Cable Loss Preamp Factor APos TPos Remark MHz dBuV/m dBuV/m dBuV dB/m dB dB cm deg 1 5530.00 92.71 ------ ------ 77.99 36.11 11.31 32.70 101 357 AVERAGE

Mode	86	
	Band Edge - R	
	U-NII-2C_5.47-5.725_802.11be EHT80_CH106_Large RU 484+242 RU4_5530MHz	
ANT	5+7	
Pol.	Vertical	Fundamental
Peak	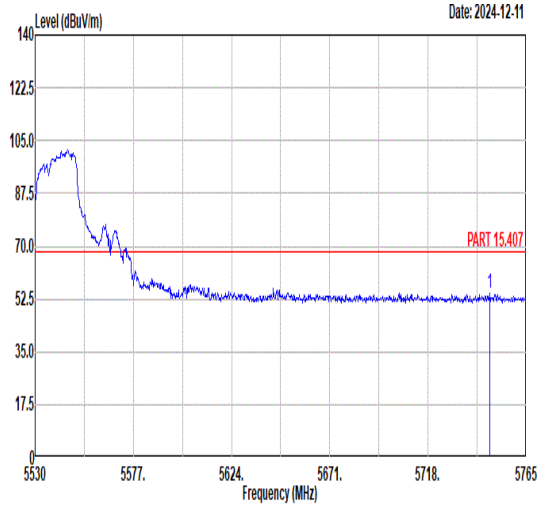 Freq Level Limit Line Margin (dB) Read Level Ant Factor Cable Loss Preamp Factor APos TPos Remark MHz dBuV/m dBuV/m dBuV dB/m dB dB cm deg 1 5747.61 54.33 68.30 -13.97 38.79 36.70 11.64 32.80 101 357 PEAK	Blank

Mode	87	
	Band Edge - L	
	U-NII-2C_5.47-5.725_802.11be EHT80_CH122_Large RU 484+242 RU1_5610MHz	
ANT	5+7	
Pol.	Horizontal	Fundamental
Peak	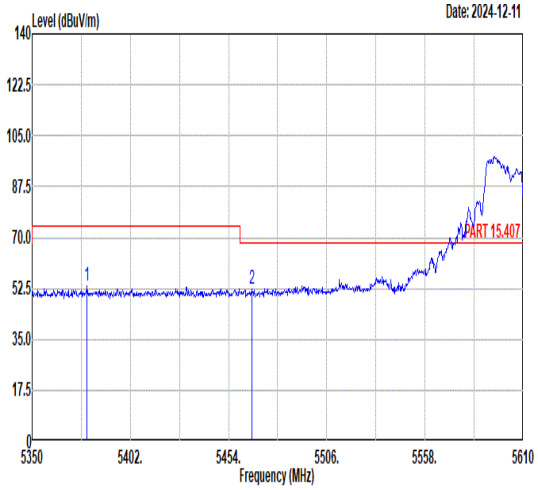 Freq Level Limit Line Margin (dB) Read Level Ant Factor Cable Loss Preamp Factor APos TPos Remark MHz dBuV/m dBuV/m dBuV dB/m dB dB cm deg 1 5379.12 53.12 74.00 -20.88 38.84 36.04 10.92 32.68 100 150 PEAK 2 5466.22 52.25 68.30 -16.05 37.83 35.96 11.15 32.69 100 150 PEAK	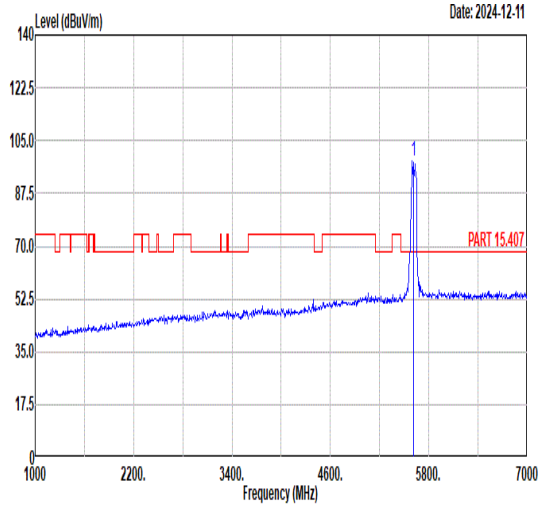 Freq Level Limit Line Margin (dB) Read Level Ant Factor Cable Loss Preamp Factor APos TPos Remark MHz dBuV/m dBuV/m dBuV dB/m dB dB cm deg 1 5610.00 98.25 ------ ------ 83.01 36.29 11.69 32.74 100 150 PEAK
Avg	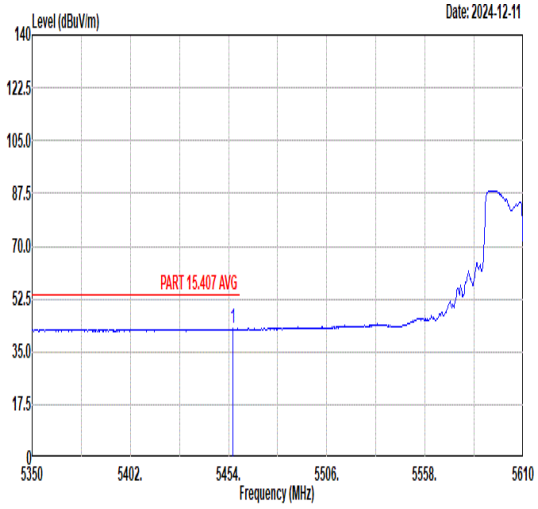 Freq Level Limit Line Margin (dB) Read Level Ant Factor Cable Loss Preamp Factor APos TPos Remark MHz dBuV/m dBuV/m dBuV dB/m dB dB cm deg 1 5456.34 42.55 54.00 -11.45 28.21 35.93 11.10 32.69 100 150 AVERAGE	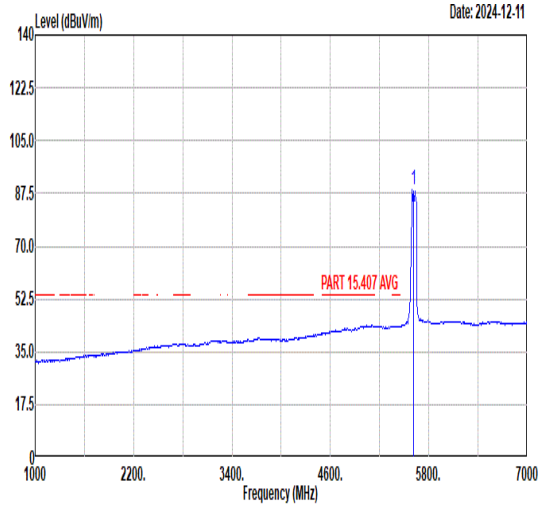 Freq Level Limit Line Margin (dB) Read Level Ant Factor Cable Loss Preamp Factor APos TPos Remark MHz dBuV/m dBuV/m dBuV dB/m dB dB cm deg 1 5610.00 88.54 ------ ------ 73.30 36.29 11.69 32.74 100 150 AVERAGE

Mode	87	
	Band Edge - R	
	U-NII-2C_5.47-5.725_802.11be EHT80_CH122_Large RU 484+242 RU1_5610MHz	
ANT	5+7	
Pol.	Horizontal	Fundamental
Peak	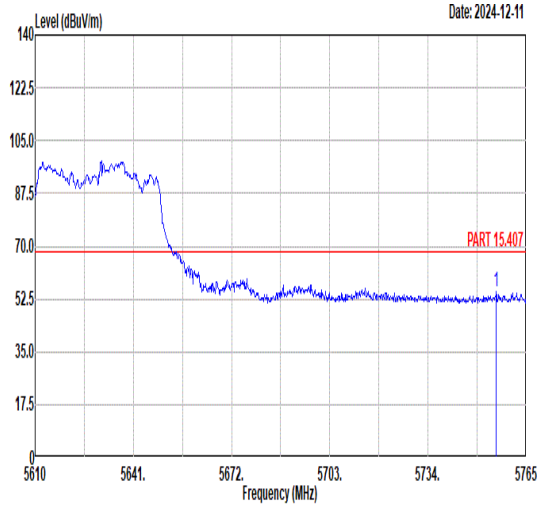 Freq Level Limit Line Margin (dB) Read Level Ant Factor Cable Loss Preamp Factor APos TPos Remark MHz dBuV/m dBuV/m dBuV dB/m dB dB cm deg 1 5755.55 54.84 68.30 -13.46 39.31 36.69 11.64 32.80 100 150 PEAK	Blank

Mode	87	
	Band Edge - L	
	U-NII-2C_5.47-5.725_802.11be EHT80_CH122_Large RU 484+242 RU1_5610MHz	
ANT	5+7	
Pol.	Vertical	Fundamental
Peak	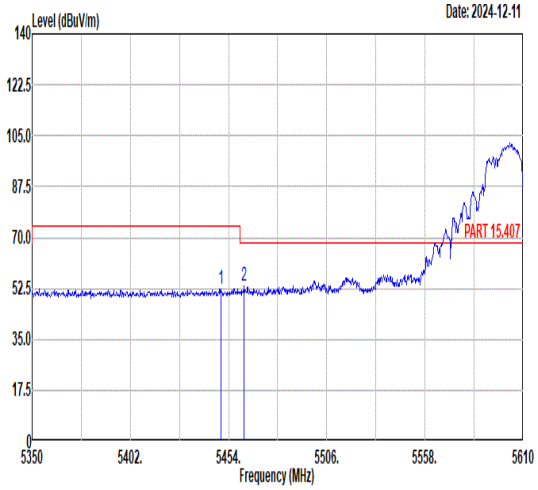 Freq Level Limit Line Margin (dB) Read Level Ant Factor Cable Loss Preamp Factor APos TPos Remark MHz dBuV/m dBuV/m dBuV dB/m dB dB cm deg 1 5449.84 52.29 74.00 -21.71 38.00 35.90 11.08 32.69 396 335 PEAK 2 5462.32 53.17 68.30 -15.13 38.78 35.95 11.13 32.69 396 335 PEAK	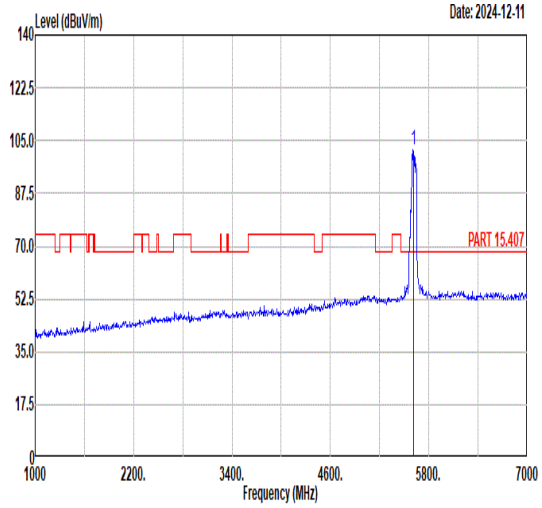 Freq Level Limit Line Margin (dB) Read Level Ant Factor Cable Loss Preamp Factor APos TPos Remark MHz dBuV/m dBuV/m dBuV dB/m dB dB cm deg 1 5610.00 101.85 ------ ------ 86.57 36.31 11.71 32.74 396 335 PEAK
Avg	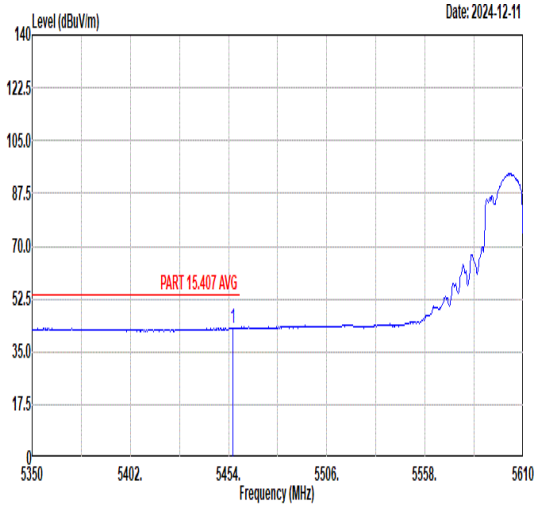 Freq Level Limit Line Margin (dB) Read Level Ant Factor Cable Loss Preamp Factor APos TPos Remark MHz dBuV/m dBuV/m dBuV dB/m dB dB cm deg 1 5456.34 43.04 54.00 -10.96 28.70 35.93 11.10 32.69 396 335 AVERAGE	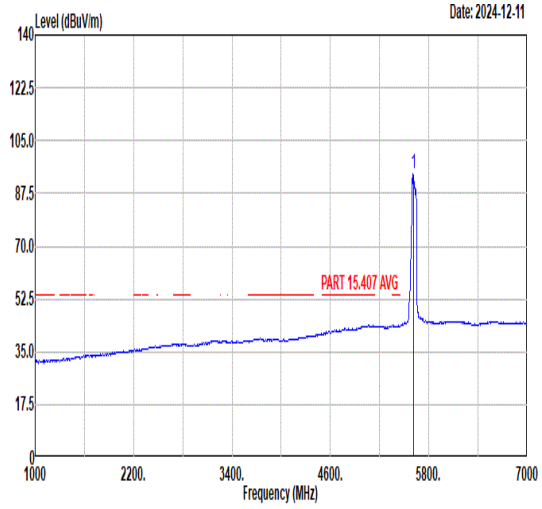 Freq Level Limit Line Margin (dB) Read Level Ant Factor Cable Loss Preamp Factor APos TPos Remark MHz dBuV/m dBuV/m dBuV dB/m dB dB cm deg 1 5610.00 93.79 ------ ------ 78.51 36.31 11.71 32.74 396 335 AVERAGE

Mode	87	
	Band Edge - R	
	U-NII-2C_5.47-5.725_802.11be EHT80_CH122_Large RU 484+242 RU1_5610MHz	
ANT	5+7	
Pol.	Vertical	Fundamental
Peak	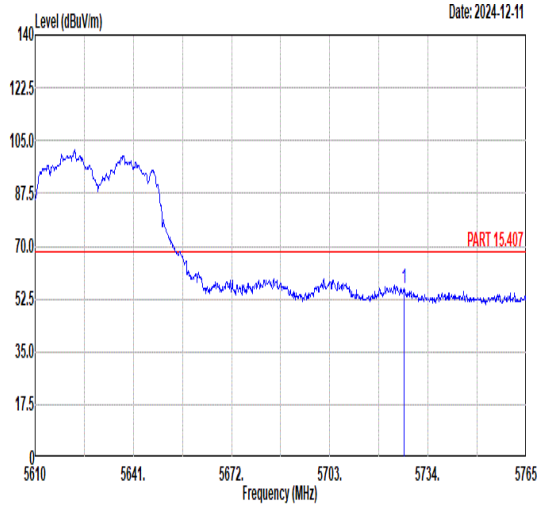 Freq Level Limit Line Margin (dB) Read Level Ant Factor Cable Loss Preamp Factor APos TPos Remark MHz dBuV/m dBuV/m dBuV dB/m dB dB cm deg 1 5726.56 56.25 68.30 -12.05 40.74 36.65 11.65 32.79 396 335 PEAK	Blank

Mode	88	
	Band Edge - L	
	U-NII-1_5.15-5.35_802.11be EHT160_CH50_Large RU 996+484 RU3_5250MHz	
ANT	5+7	
Pol.	Horizontal	Fundamental
Peak	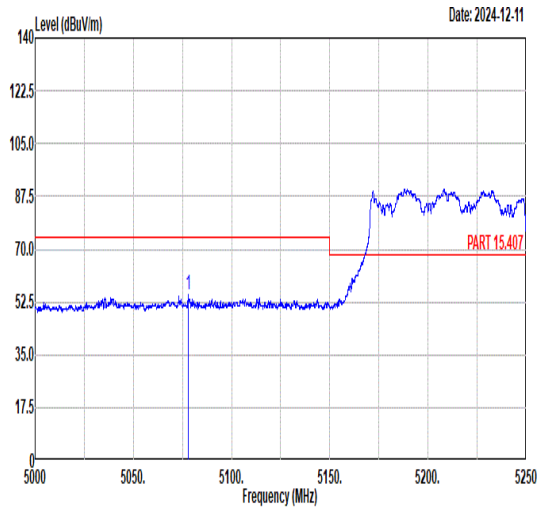 Freq Level Limit Line Margin (dB) Read Level Ant Factor Cable Loss Preamp Factor APos TPos Remark MHz dBuV/m dBuV/m dBuV dB/m dB dB cm deg 1 5077.88 54.91 74.00 -19.09 40.60 35.80 11.13 32.62 172 146 PEAK	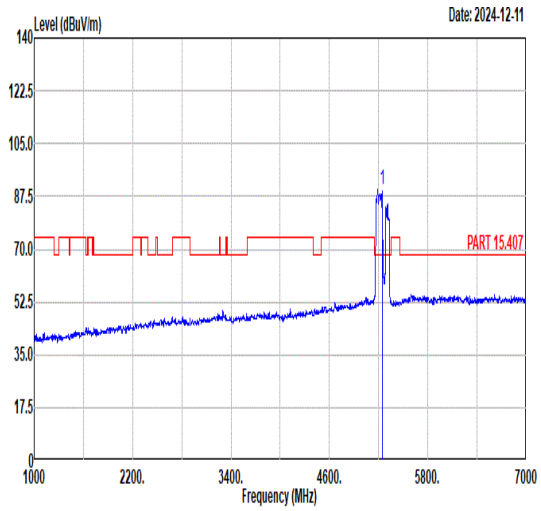 Freq Level Limit Line Margin (dB) Read Level Ant Factor Cable Loss Preamp Factor APos TPos Remark MHz dBuV/m dBuV/m dBuV dB/m dB dB cm deg 1 5250.00 89.72 ------ ------ 75.52 35.77 11.07 32.64 172 146 PEAK
Avg	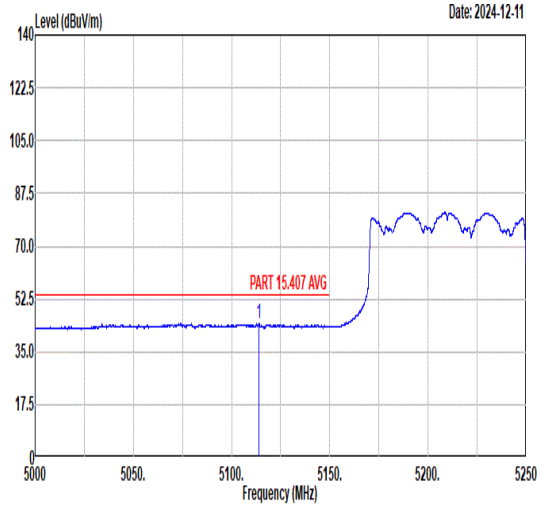 Freq Level Limit Line Margin (dB) Read Level Ant Factor Cable Loss Preamp Factor APos TPos Remark MHz dBuV/m dBuV/m dBuV dB/m dB dB cm deg 1 5113.88 44.33 54.00 -9.67 30.07 35.77 11.11 32.62 172 146 AVERAGE	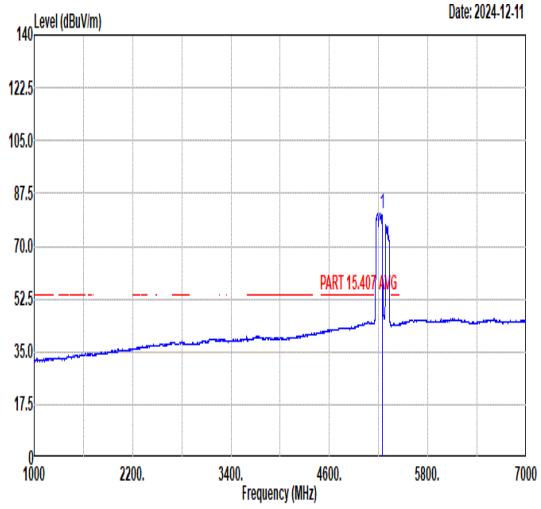 Freq Level Limit Line Margin (dB) Read Level Ant Factor Cable Loss Preamp Factor APos TPos Remark MHz dBuV/m dBuV/m dBuV dB/m dB dB cm deg 1 5250.00 81.09 ------ ------ 66.88 35.80 11.05 32.64 172 146 AVERAGE

Mode	88	
	Band Edge - R	
	U-NII-1_5.15-5.35_802.11be EHT160_CH50_Large RU 996+484 RU3_5250MHz	
ANT	5+7	
Pol.	Horizontal	Fundamental
Peak	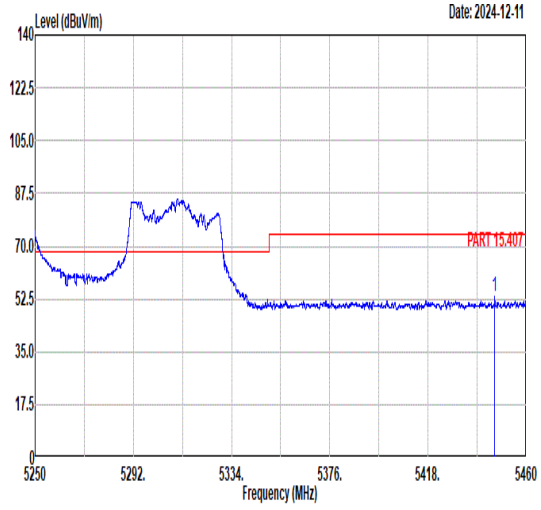 Freq Level Limit Line Margin (dB) Read Level Ant Factor Cable Loss Preamp Factor APos TPos Remark MHz dBuV/m dBuV/m dBuV dB/m dB dB cm deg 1 5446.48 53.27 74.00 -20.73 38.99 35.91 11.06 32.69 172 146 PEAK	Blank
Avg	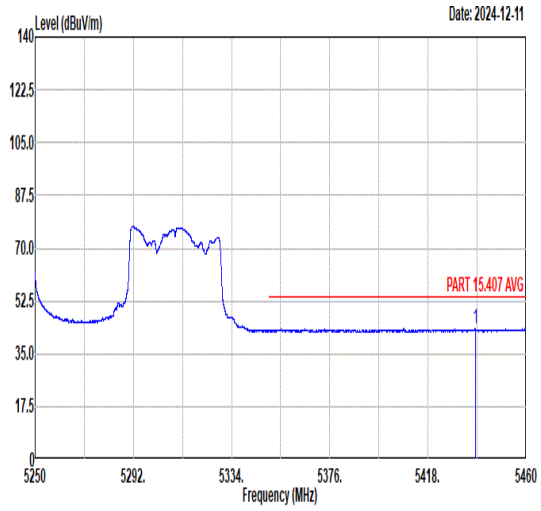 Freq Level Limit Line Margin (dB) Read Level Ant Factor Cable Loss Preamp Factor APos TPos Remark MHz dBuV/m dBuV/m dBuV dB/m dB dB cm deg 1 5438.27 43.42 54.00 -10.58 29.16 35.92 11.03 32.69 172 146 AVERAGE	Blank

Mode	88	
	Band Edge - L	
	U-NII-1_5.15-5.35_802.11be EHT160_CH50_Large RU 996+484 RU3_5250MHz	
ANT	5+7	
Pol.	Vertical	Fundamental
Peak	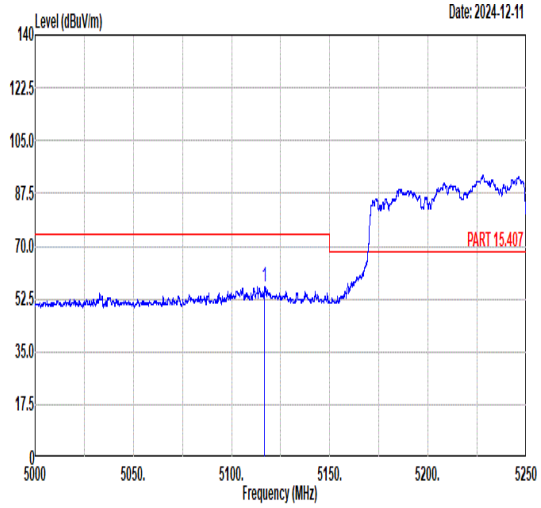 Freq Level Limit Line Margin (dB) Read Level Ant Factor Cable Loss Preamp Factor APos TPos Remark MHz dBuV/m dBuV/m dBuV dB/m dB dB cm deg 1 5116.88 56.74 74.00 -17.26 42.49 35.77 11.10 32.62 396 299 PEAK	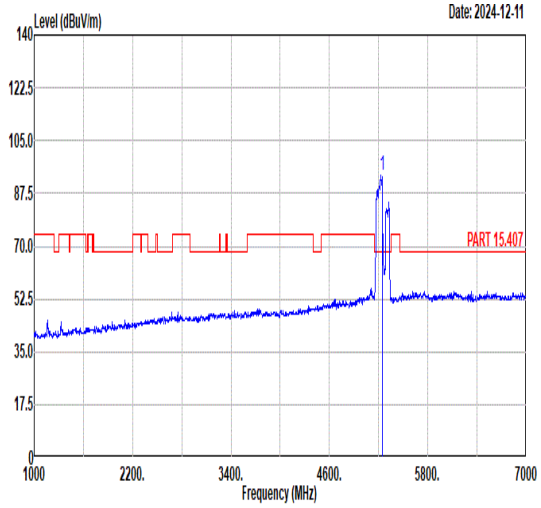 Freq Level Limit Line Margin (dB) Read Level Ant Factor Cable Loss Preamp Factor APos TPos Remark MHz dBuV/m dBuV/m dBuV dB/m dB dB cm deg 1 5250.00 93.76 ------ ------ 79.57 35.80 11.04 32.65 396 299 PEAK
Avg	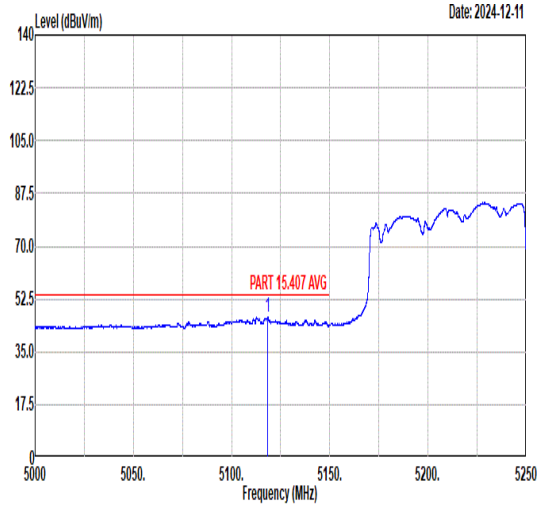 Freq Level Limit Line Margin (dB) Read Level Ant Factor Cable Loss Preamp Factor APos TPos Remark MHz dBuV/m dBuV/m dBuV dB/m dB dB cm deg 1 5118.38 46.64 54.00 -7.36 32.40 35.76 11.10 32.62 396 299 AVERAGE	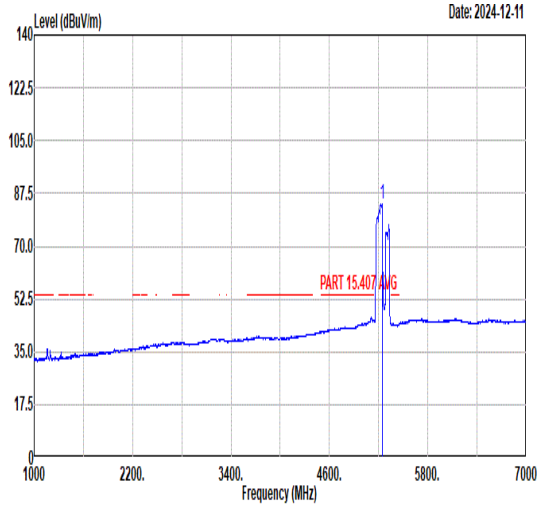 Freq Level Limit Line Margin (dB) Read Level Ant Factor Cable Loss Preamp Factor APos TPos Remark MHz dBuV/m dBuV/m dBuV dB/m dB dB cm deg 1 5250.00 84.16 ------ ------ 69.97 35.80 11.04 32.65 396 299 AVERAGE

Mode	88	
	Band Edge - R	
	U-NII-1_5.15-5.35_802.11be EHT160_CH50_Large RU 996+484 RU3_5250MHz	
ANT	5+7	
Pol.	Vertical	Fundamental
Peak	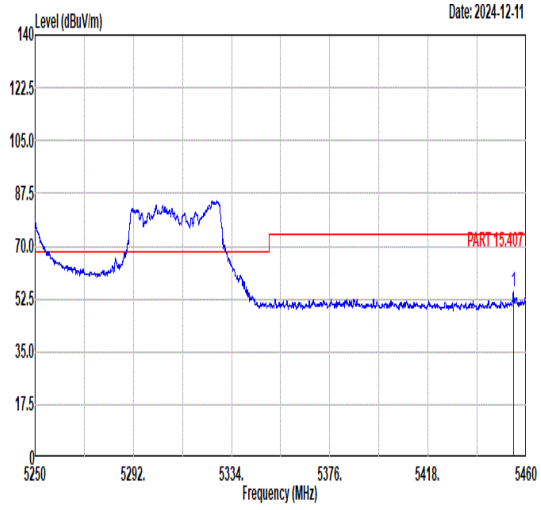 Freq Level Limit Line Margin (dB) Read Level Ant Factor Cable Loss Preamp Factor APos TPos Remark MHz dBuV/m dBuV/m dBuV dB/m dB dB cm deg 1 5454.44 54.96 74.00 -19.04 40.63 35.92 11.10 32.69 396 299 PEAK	Blank
Avg	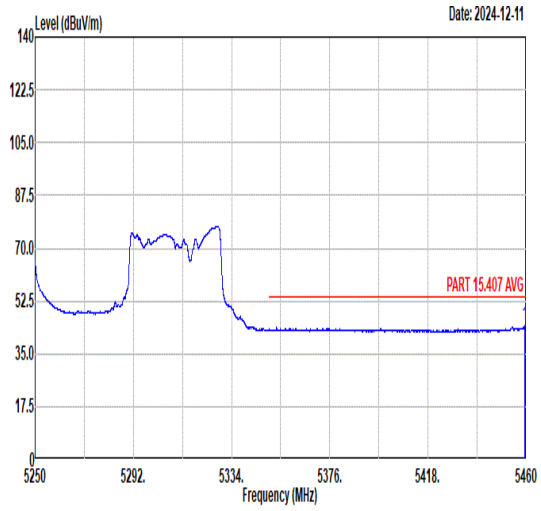 Freq Level Limit Line Margin (dB) Read Level Ant Factor Cable Loss Preamp Factor APos TPos Remark MHz dBuV/m dBuV/m dBuV dB/m dB dB cm deg 1 5459.48 44.51 54.00 -9.49 30.14 35.94 11.12 32.69 396 299 AVERAGE	Blank

Mode	89	
	Band Edge - L	
	U-NII-2C_5.47-5.725_802.11be EHT160_CH114_Large RU 996+484 RU4_5570MHz	
ANT	5+7	
Pol.	Horizontal	Fundamental
Peak	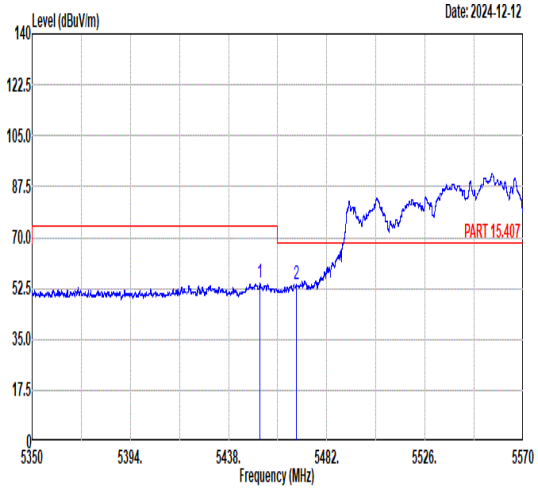 Freq Level Limit Line Margin (dB) Read Level Ant Factor Cable Loss Preamp Factor APos TPos Remark MHz dBuV/m dBuV/m dBuV dB/m dB dB cm deg 1 5451.97 54.58 74.00 -19.42 40.27 35.91 11.09 32.69 400 331 PEAK 2 5468.25 53.94 68.30 -14.36 39.51 35.97 11.15 32.69 400 331 PEAK	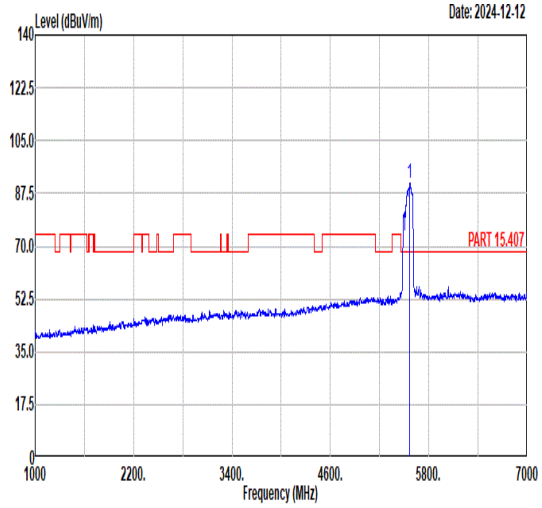 Freq Level Limit Line Margin (dB) Read Level Ant Factor Cable Loss Preamp Factor APos TPos Remark MHz dBuV/m dBuV/m dBuV dB/m dB dB cm deg 1 5570.00 91.07 ------ ------ 75.99 36.24 11.57 32.73 400 331 PEAK
Avg	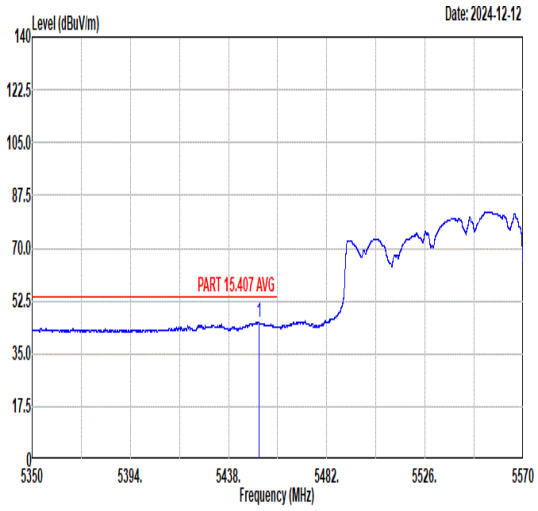 Freq Level Limit Line Margin (dB) Read Level Ant Factor Cable Loss Preamp Factor APos TPos Remark MHz dBuV/m dBuV/m dBuV dB/m dB dB cm deg 1 5451.55 45.36 54.00 -8.64 31.05 35.91 11.09 32.69 400 331 AVERAGE	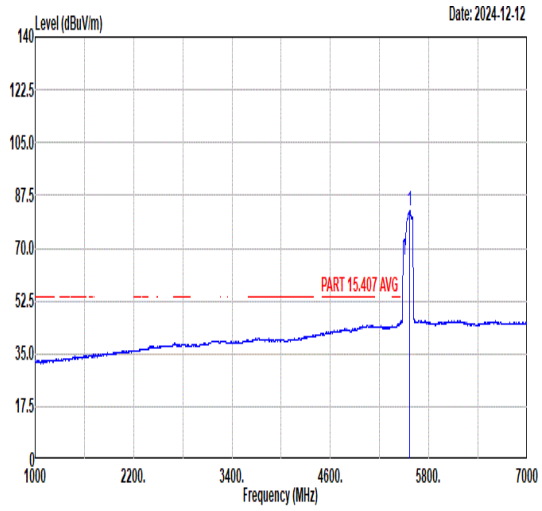 Freq Level Limit Line Margin (dB) Read Level Ant Factor Cable Loss Preamp Factor APos TPos Remark MHz dBuV/m dBuV/m dBuV dB/m dB dB cm deg 1 5570.00 82.38 ------ ------ 67.26 36.25 11.60 32.73 400 331 AVERAGE

Mode	89	
	Band Edge - R	
	U-NII-2C_5.47-5.725_802.11be EHT160_CH114_Large RU 996+484 RU4_5570MHz	
ANT	5+7	
Pol.	Horizontal	Fundamental
Peak	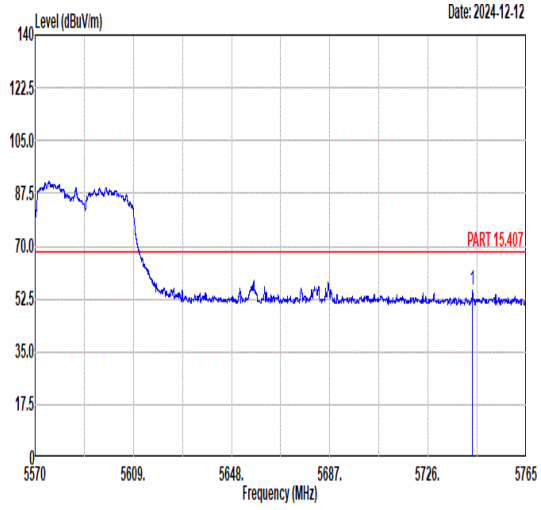 Freq Level Limit Line Margin (dB) Read Level Ant Factor Cable Loss Preamp Factor APos TPos Remark MHz dBuV/m dBuV/m dBuV dB/m dB dB cm deg 1 5743.65 55.54 68.30 -12.76 40.01 36.69 11.64 32.80 400 331 PEAK	Blank

Mode	89	
	Band Edge - L	
	U-NII-2C_5.47-5.725_802.11be EHT160_CH114_Large RU 996+484 RU4_5570MHz	
ANT	5+7	
Pol.	Vertical	Fundamental
Peak	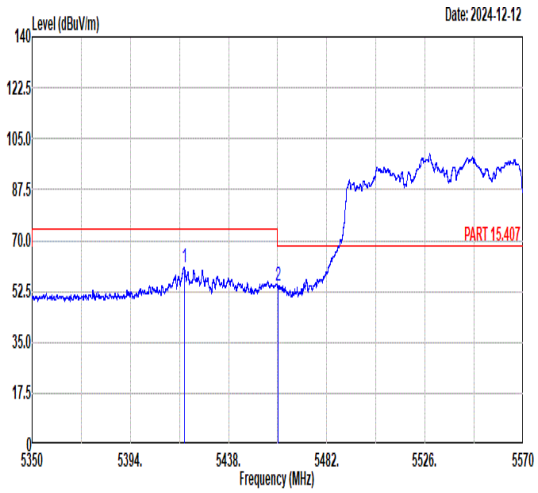 Freq Level Limit Line Margin (dB) Read Level Ant Factor Cable Loss Preamp Factor APos TPos Remark MHz dBuV/m dBuV/m dBuV dB/m dB dB cm deg 1 5418.09 60.76 74.00 -13.24 46.53 35.96 10.95 32.68 389 312 PEAK 2 5460.35 54.52 68.30 -13.78 40.15 35.94 11.12 32.69 389 312 PEAK	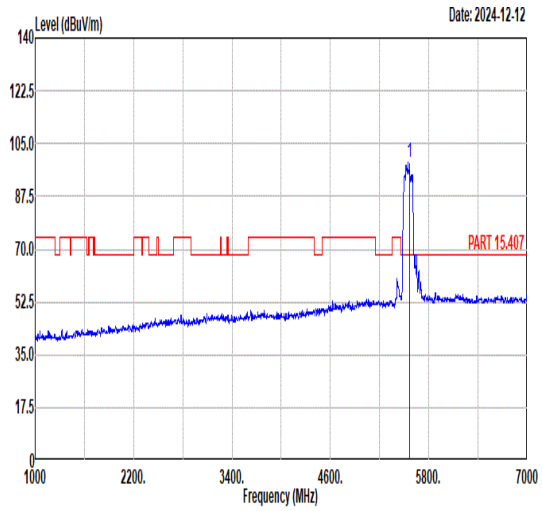 Freq Level Limit Line Margin (dB) Read Level Ant Factor Cable Loss Preamp Factor APos TPos Remark MHz dBuV/m dBuV/m dBuV dB/m dB dB cm deg 1 5570.00 98.80 ------ ------ 83.86 36.19 11.47 32.72 389 312 PEAK
Avg	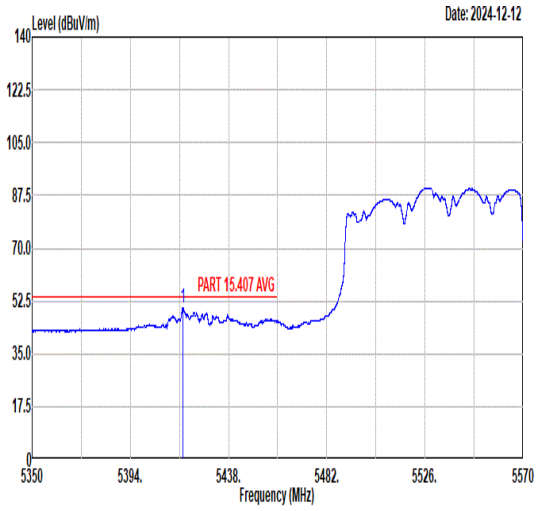 Freq Level Limit Line Margin (dB) Read Level Ant Factor Cable Loss Preamp Factor APos TPos Remark MHz dBuV/m dBuV/m dBuV dB/m dB dB cm deg 1 5417.43 50.37 54.00 -3.63 36.14 35.97 10.94 32.68 389 312 AVERAGE	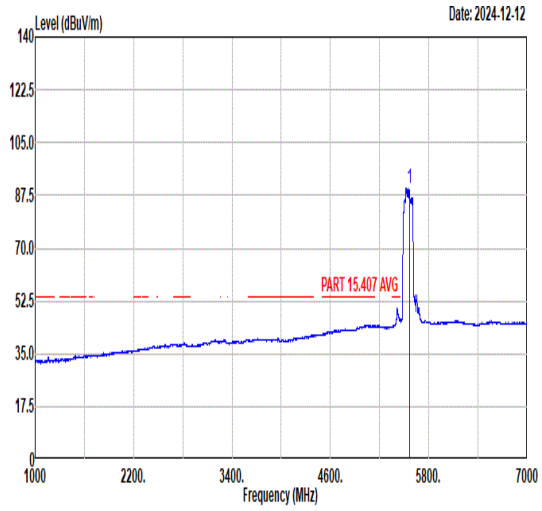 Freq Level Limit Line Margin (dB) Read Level Ant Factor Cable Loss Preamp Factor APos TPos Remark MHz dBuV/m dBuV/m dBuV dB/m dB dB cm deg 1 5570.00 90.00 ------ ------ 75.15 36.16 11.40 32.71 389 312 AVERAGE

Mode	89	
	Band Edge - R	
	U-NII-2C_5.47-5.725_802.11be EHT160_CH114_Large RU 996+484 RU4_5570MHz	
ANT	5+7	
Pol.	Vertical	Fundamental
Peak	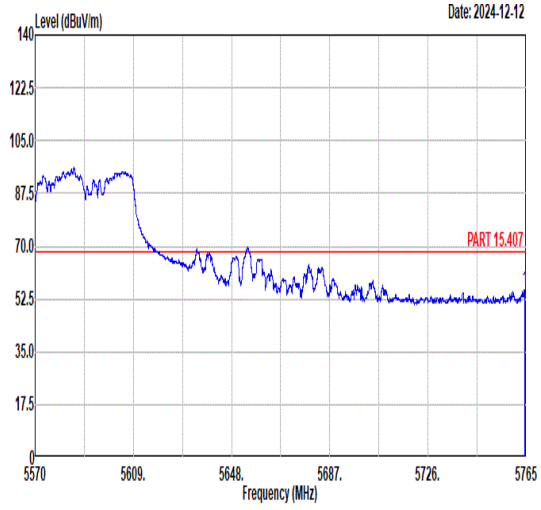 Freq Level Limit Line Margin (dB) Read Level Ant Factor Cable Loss Preamp Factor APos TPos Remark MHz dBuV/m dBuV/m dBuV dB/m dB dB cm deg 1 5764.32 55.56 68.30 -12.74 40.06 36.67 11.64 32.81 389 312 PEAK	Blank

Mode	90	
	Band Edge - L	
	U-NII-3_5.725-5.85_802.11be EHT80_CH155_Large RU 484+242 RU4_5775MHz	
ANT	5+7	
Pol.	Horizontal	Fundamental
Peak	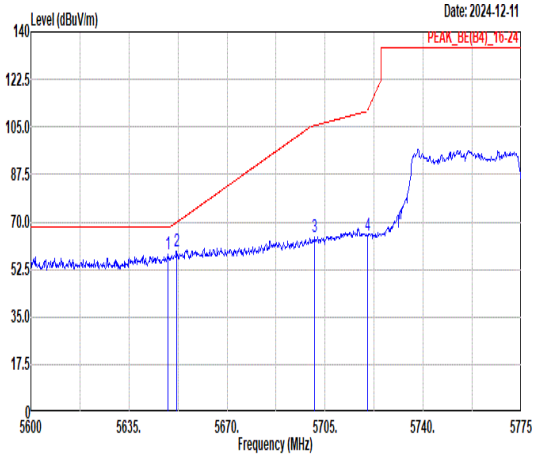 Freq Level Limit Line Margin (dB) Read Level Ant Factor Cable Loss Preamp Factor APos TPos Remark MHz dBuV/m dBuV/m dBuV dB/m dB dB cm deg 1 5648.83 58.17 68.30 -10.13 42.74 36.50 11.69 32.76 200 51 PEAK 2 5651.98 59.29 69.76 -10.47 43.86 36.50 11.69 32.76 200 51 PEAK 3 5701.33 64.47 105.57 -41.10 48.99 36.60 11.66 32.78 200 51 PEAK 4 5720.05 65.05 110.91 -45.86 49.54 36.64 11.66 32.79 200 51 PEAK	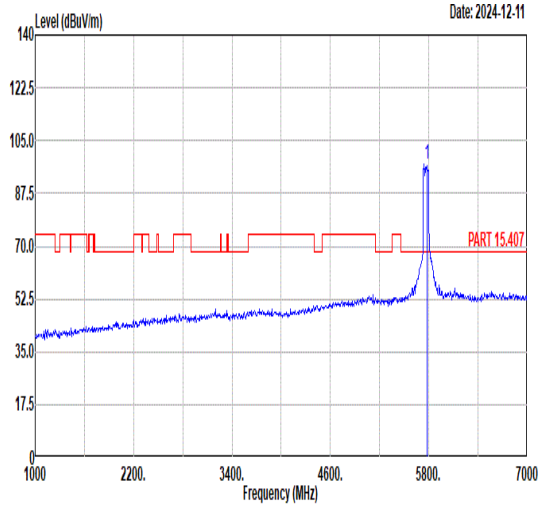 Freq Level Limit Line Margin (dB) Read Level Ant Factor Cable Loss Preamp Factor APos TPos Remark MHz dBuV/m dBuV/m dBuV dB/m dB dB cm deg 1 5775.00 97.05 ------ ------ 81.52 36.68 11.65 32.80 200 51 PEAK
Avg	Blank	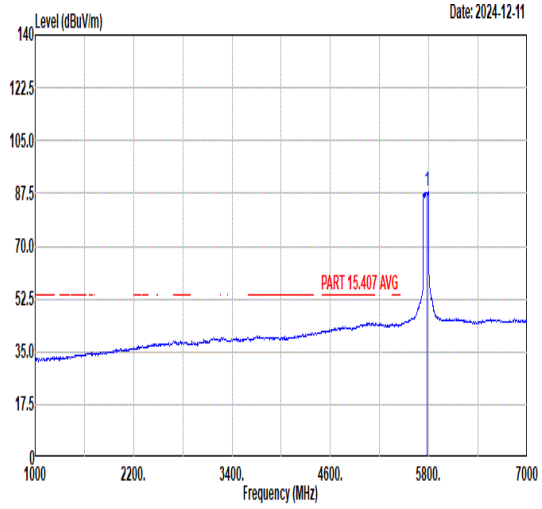 Freq Level Limit Line Margin (dB) Read Level Ant Factor Cable Loss Preamp Factor APos TPos Remark MHz dBuV/m dBuV/m dBuV dB/m dB dB cm deg 1 5775.00 88.13 ------ ------ 72.72 36.61 11.62 32.82 200 51 AVERAGE

Mode	90	
	Band Edge - R	
	U-NII-3_5.725-5.85_802.11be EHT80_CH155_Large RU 484+242 RU4_5775MHz	
ANT	5+7	
Pol.	Horizontal	Fundamental
Peak	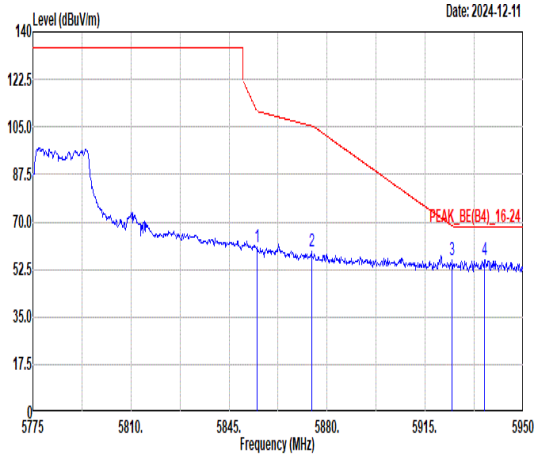 Freq Level Limit Line Margin (dB) Read Level Ant Factor Cable Loss Preamp Factor APos TPos Remark MHz dBuV/m dBuV/m dBuV dB/m dB dB cm deg 1 5854.98 60.92 110.86 -49.94 45.73 36.51 11.52 32.84 200 51 PEAK 2 5874.40 59.00 105.37 -46.37 43.81 36.55 11.49 32.85 200 51 PEAK 3 5924.63 55.89 68.48 -12.59 40.71 36.65 11.40 32.87 200 51 PEAK 4 5936.18 56.04 68.30 -12.26 40.86 36.67 11.38 32.87 200 51 PEAK	Blank

Mode	90	
	Band Edge - L	
	U-NII-3_5.725-5.85_802.11be EHT80_CH155_Large RU 484+242 RU4_5775MHz	
ANT	5+7	
Pol.	Vertical	Fundamental
Peak	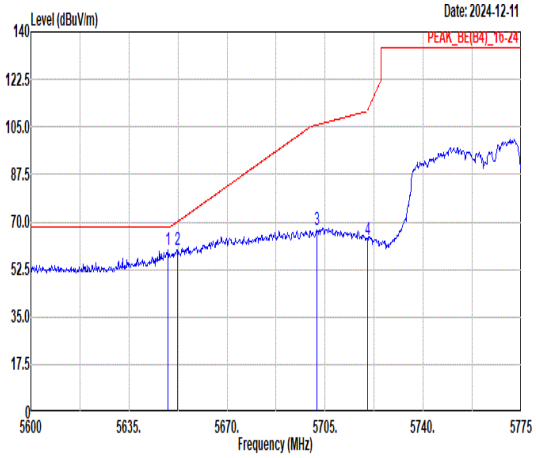 Freq Level Limit Line Margin (dB) Read Level Ant Factor Cable Loss Preamp Factor APos TPos Remark MHz dBuV/m dBuV/m dBuV dB/m dB dB cm deg 1 5649.00 59.52 68.30 -8.78 44.09 36.50 11.69 32.76 384 331 PEAK 2 5652.33 59.95 70.02 -10.07 44.52 36.50 11.69 32.76 384 331 PEAK 3 5702.20 66.93 105.82 -38.89 51.45 36.60 11.66 32.78 384 331 PEAK 4 5720.05 63.55 110.91 -47.36 48.04 36.64 11.66 32.79 384 331 PEAK	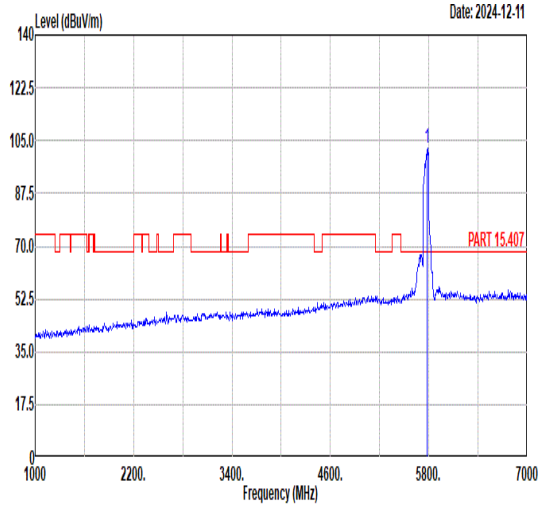 Freq Level Limit Line Margin (dB) Read Level Ant Factor Cable Loss Preamp Factor APos TPos Remark MHz dBuV/m dBuV/m dBuV dB/m dB dB cm deg 1 5775.00 102.24 ------ ------ 86.82 36.62 11.62 32.82 384 331 PEAK
Avg	Blank	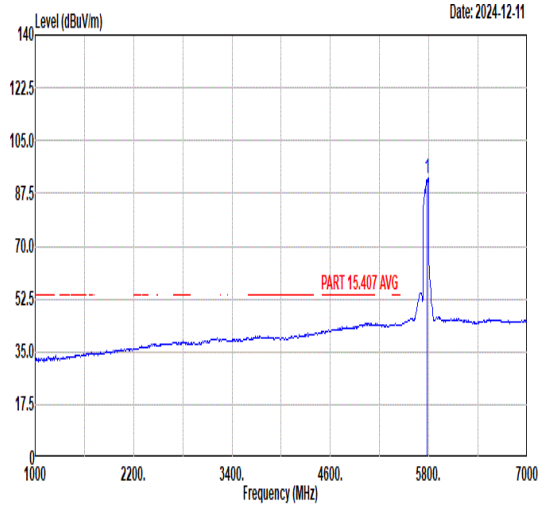 Freq Level Limit Line Margin (dB) Read Level Ant Factor Cable Loss Preamp Factor APos TPos Remark MHz dBuV/m dBuV/m dBuV dB/m dB dB cm deg 1 5775.00 92.70 ------ ------ 77.28 36.62 11.62 32.82 384 331 AVERAGE

Mode	90	
	Band Edge - R	
	U-NII-3_5.725-5.85_802.11be EHT80_CH155_Large RU 484+242 RU4_5775MHz	
ANT	5+7	
Pol.	Vertical	Fundamental
Peak	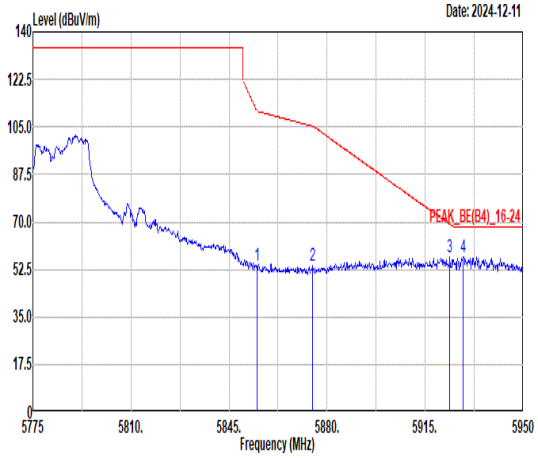 Freq Level Limit Line Margin (dB) Read Level Ant Factor Cable Loss Preamp Factor APos TPos Remark MHz dBuV/m dBuV/m dBuV dB/m dB dB cm deg 1 5854.98 53.90 110.86 -56.96 38.71 36.51 11.52 32.84 384 331 PEAK 2 5874.93 53.80 105.22 -51.42 38.61 36.55 11.49 32.85 384 331 PEAK 3 5923.75 57.09 69.12 -12.03 41.90 36.65 11.41 32.87 384 331 PEAK 4 5928.65 57.07 68.30 -11.23 41.88 36.66 11.40 32.87 384 331 PEAK	Blank

Mode	91	
	LF	
	U-NII-1_5.15-5.25_802.11be EHT40_CH38 _5190MHz	
ANT	5+7	
Pol.	Horizontal	Vertical
Peak	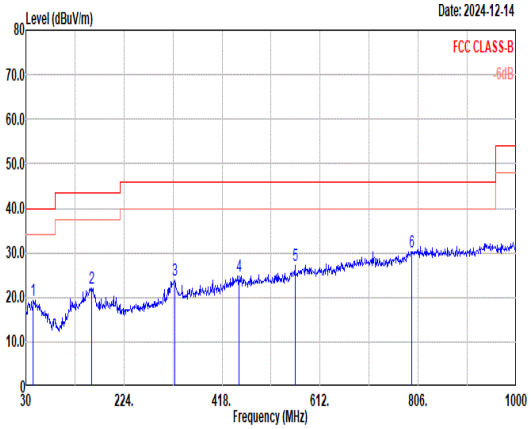	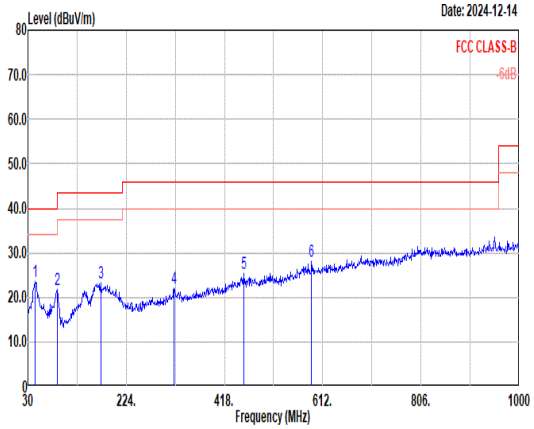

	Freq	Level	Limit Line	Margin	Read Level	Ant Factor	Cable Loss	Preamp Factor	APos	TPos	Remark
	MHz	dBuV/m	dBuV/m	dB	dBuV	dB/m	dB	dB	cm	deg	
1	44.55	19.23	40.00	-20.77	37.68	20.24	1.23	39.92	---	---	Peak
2	159.98	22.04	43.50	-21.46	40.44	19.32	2.30	40.02	---	---	Peak
3	323.91	23.85	46.00	-22.15	40.13	20.37	3.24	39.89	---	---	Peak
4	450.98	24.70	46.00	-21.30	37.44	23.16	3.82	39.72	---	---	Peak
5	562.53	27.19	46.00	-18.81	37.52	25.06	4.27	39.66	---	---	Peak
6	793.39	30.32	46.00	-15.68	36.57	28.17	5.06	39.48	---	---	Peak

	Freq	Level	Limit Line	Margin	Read Level	Ant Factor	Cable Loss	Preamp Factor	APos	TPos	Remark
	MHz	dBuV/m	dBuV/m	dB	dBuV	dB/m	dB	dB	cm	deg	
1	43.58	23.64	40.00	-16.36	42.22	20.12	1.22	39.92	---	---	Peak
2	88.20	21.72	43.50	-21.78	45.94	14.11	1.71	40.04	---	---	Peak
3	173.56	23.13	43.50	-20.37	41.98	18.77	2.39	40.01	---	---	Peak
4	318.09	21.91	46.00	-24.09	38.43	20.17	3.21	39.90	---	---	Peak
5	456.80	25.21	46.00	-20.79	37.83	23.25	3.85	39.72	---	---	Peak
6	589.69	28.03	46.00	-17.97	37.68	25.61	4.39	39.65	---	---	Peak

Mode	92
	LF
	U-NII-3_5.725-5.85_802.11be EHT80_CH155_ 5775MHz
ANT	5+7

Pol.	Horizontal	Vertical
Peak	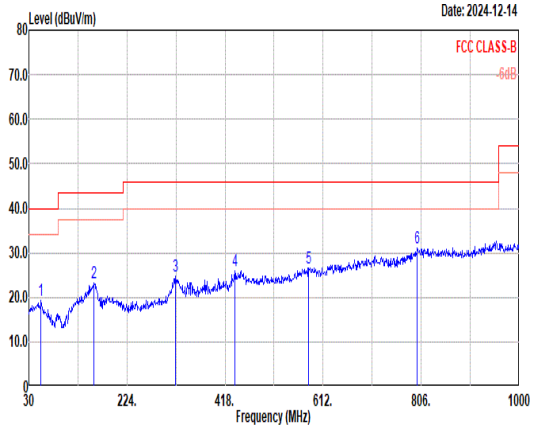	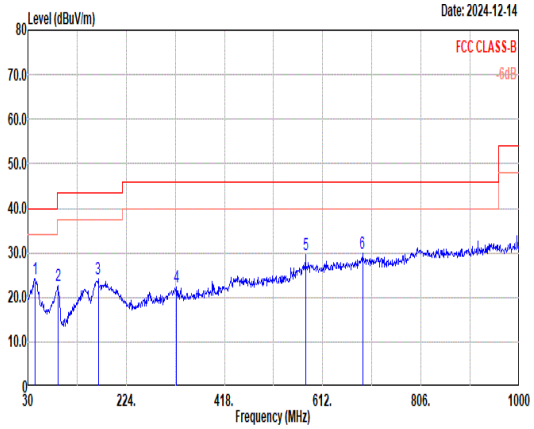

Horizontal:

	Freq	Level	Limit Line	Margin	Read Level	Ant Factor	Cable Loss	Preamp Factor	APos	TPos	Remark
	MHz	dBuV/m	dBuV/m	dB	dBuV	dB/m	dB	dB	cm	deg	
1	54.25	19.26	40.00	-20.74	37.67	20.19	1.35	39.95	---	---	Peak
2	159.01	23.20	43.50	-20.30	41.61	19.32	2.29	40.02	---	---	Peak
3	320.03	24.80	46.00	-21.20	41.25	20.23	3.22	39.90	---	---	Peak
4	437.40	26.06	46.00	-19.94	39.12	22.90	3.77	39.73	---	---	Peak
5	583.87	26.69	46.00	-19.31	36.50	25.48	4.36	39.65	---	---	Peak
6	798.24	31.07	46.00	-14.93	37.26	28.21	5.07	39.47	---	---	Peak

Vertical:

	Freq	Level	Limit Line	Margin	Read Level	Ant Factor	Cable Loss	Preamp Factor	APos	TPos	Remark
	MHz	dBuV/m	dBuV/m	dB	dBuV	dB/m	dB	dB	cm	deg	
1	43.58	24.20	40.00	-15.80	42.78	20.12	1.22	39.92	---	---	Peak
2	89.17	22.61	43.50	-20.89	46.93	14.00	1.72	40.04	---	---	Peak
3	168.71	24.16	43.50	-19.34	42.61	19.20	2.36	40.01	---	---	Peak
4	322.94	22.23	46.00	-23.77	38.56	20.33	3.24	39.90	---	---	Peak
5	578.05	29.44	46.00	-16.56	39.40	25.35	4.34	39.65	---	---	Peak
6	690.57	29.99	46.00	-16.01	38.03	26.82	4.71	39.57	---	---	Peak

Mode	21
	Band Edge - L
	U-NII-2A_5.25-5.35_802.11be EHT40_CH54_Full_5270MHz
ANT	5+7

Pol.	Horizontal	Fundamental
Peak	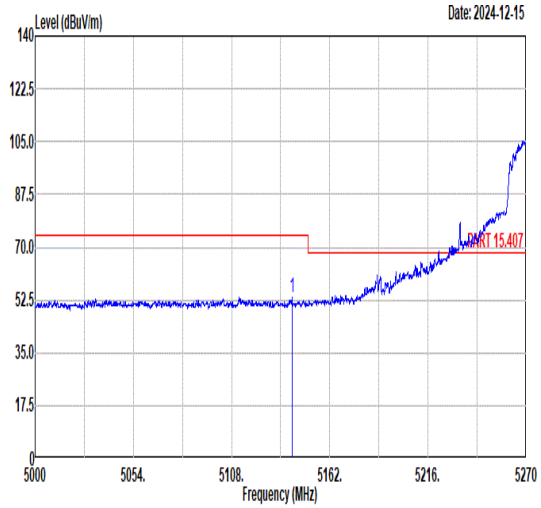 Freq Level Limit Line Margin (dB) Read Level Ant Factor Cable Loss Preamp Factor APos TPos Remark MHz dBuV/m dBuV/m dBuV dB/m dB dB cm deg 1 5141.35 53.52 74.00 -20.48 39.34 35.72 11.09 32.63 100 134 PEAK	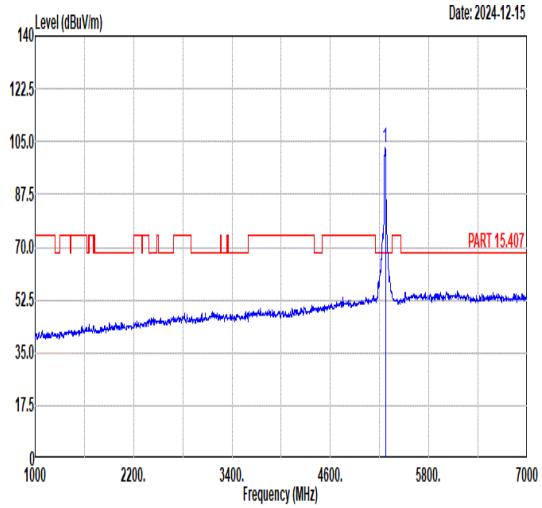 Freq Level Limit Line Margin (dB) Read Level Ant Factor Cable Loss Preamp Factor APos TPos Remark MHz dBuV/m dBuV/m dBuV dB/m dB dB cm deg 1 5270.00 102.98 ------ ------ 88.82 35.80 11.01 32.65 100 134 PEAK
Avg	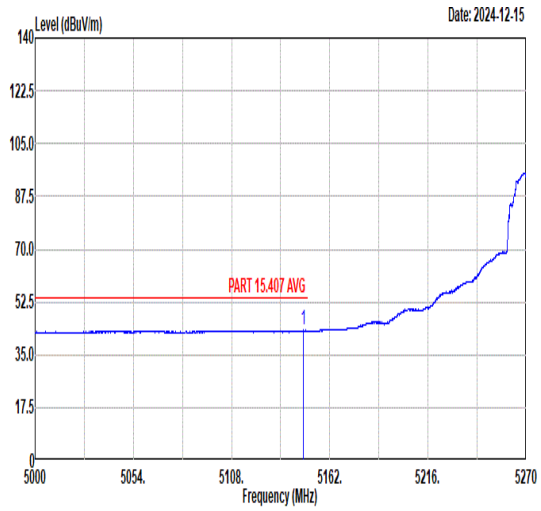 Freq Level Limit Line Margin (dB) Read Level Ant Factor Cable Loss Preamp Factor APos TPos Remark MHz dBuV/m dBuV/m dBuV dB/m dB dB cm deg 1 5147.56 43.15 54.00 -10.85 28.99 35.70 11.09 32.63 100 134 AVERAGE	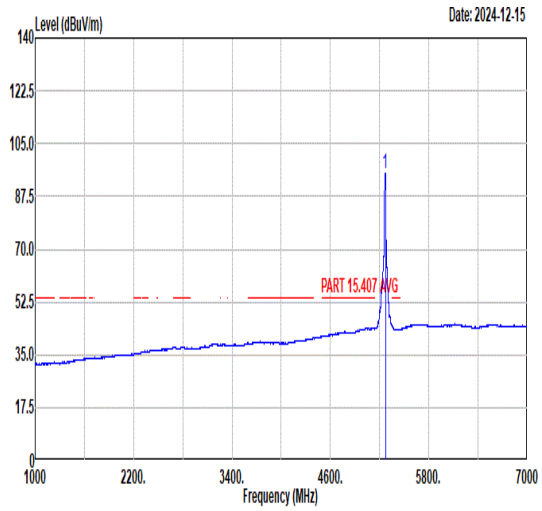 Freq Level Limit Line Margin (dB) Read Level Ant Factor Cable Loss Preamp Factor APos TPos Remark MHz dBuV/m dBuV/m dBuV dB/m dB dB cm deg 1 5270.00 95.34 ------ ------ 81.18 35.80 11.01 32.65 100 134 AVERAGE

Mode	21	
	Band Edge - R	
	U-NII-2A_5.25-5.35_802.11be EHT40_CH54_Full_5270MHz	
ANT	5+7	
Pol.	Horizontal	Fundamental
Peak	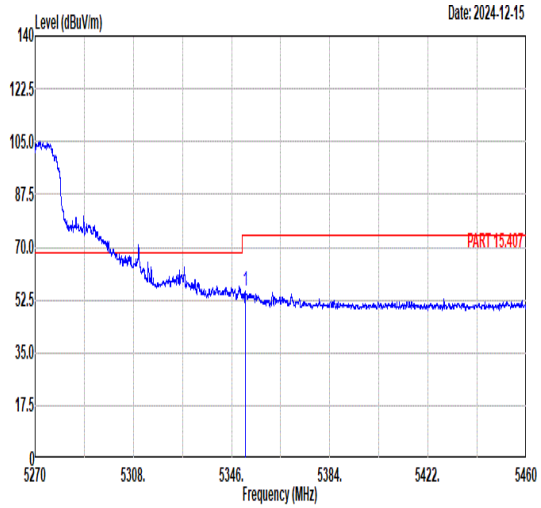 Freq Level Limit Line Margin (dB) Read Level Ant Factor Cable Loss Preamp Factor APos TPos Remark MHz dBuV/m dBuV/m dBuV dB/m dB dB cm deg 1 5351.23 55.63 74.00 -18.37 41.26 36.10 10.94 32.67 100 134 PEAK	Blank
Avg	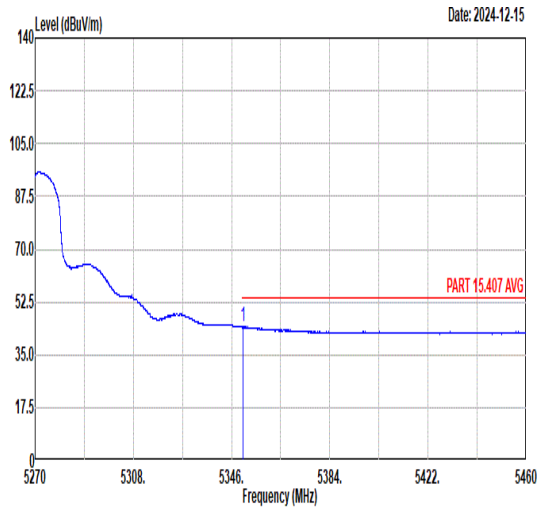 Freq Level Limit Line Margin (dB) Read Level Ant Factor Cable Loss Preamp Factor APos TPos Remark MHz dBuV/m dBuV/m dBuV dB/m dB dB cm deg 1 5350.47 44.33 54.00 -9.67 29.96 36.10 10.94 32.67 100 134 AVERAGE	Blank

Mode	21
	Band Edge - L
	U-NII-2A_5.25-5.35_802.11be EHT40_CH54_Full_5270MHz
ANT	5+7

Pol.	Vertical	Fundamental
Peak	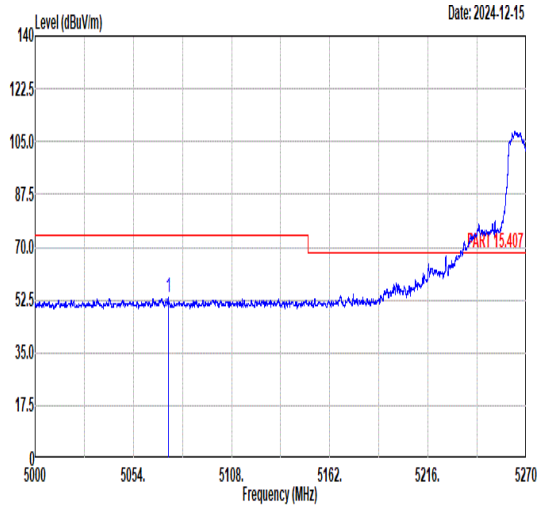 Freq Level Limit Line Margin (dB) Read Level Ant Factor Cable Loss Preamp Factor APos TPos Remark MHz dBuV/m dBuV/m dBuV dB/m dB dB cm deg 1 5073.31 53.24 74.00 -20.76 38.92 35.80 11.13 32.61 107 356 PEAK	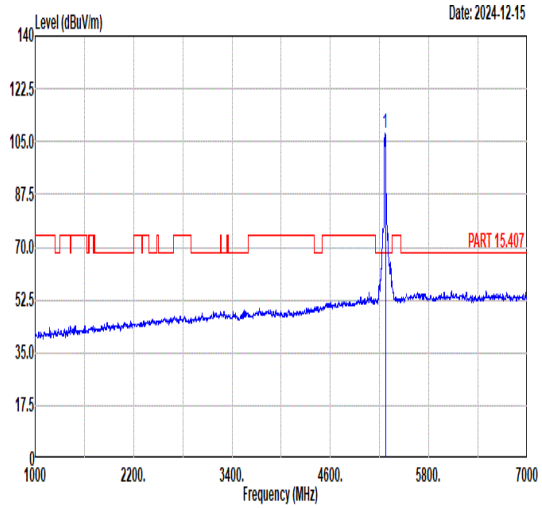 Freq Level Limit Line Margin (dB) Read Level Ant Factor Cable Loss Preamp Factor APos TPos Remark MHz dBuV/m dBuV/m dBuV dB/m dB dB cm deg 1 5270.00 107.78 ------ ------ 93.62 35.80 11.01 32.65 107 356 PEAK
Avg	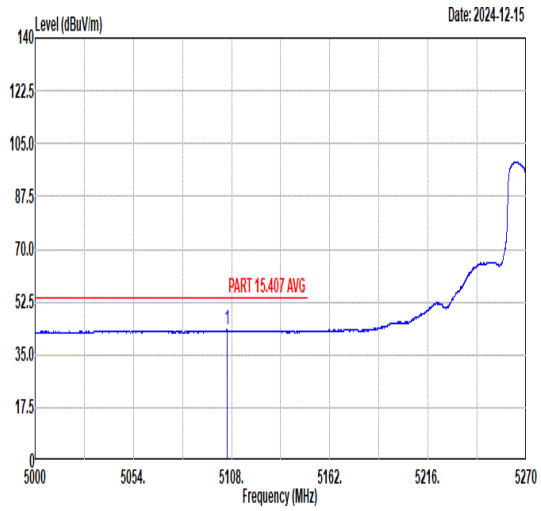 Freq Level Limit Line Margin (dB) Read Level Ant Factor Cable Loss Preamp Factor APos TPos Remark MHz dBuV/m dBuV/m dBuV dB/m dB dB cm deg 1 5105.41 43.10 54.00 -10.90 28.82 35.79 11.11 32.62 107 356 AVERAGE	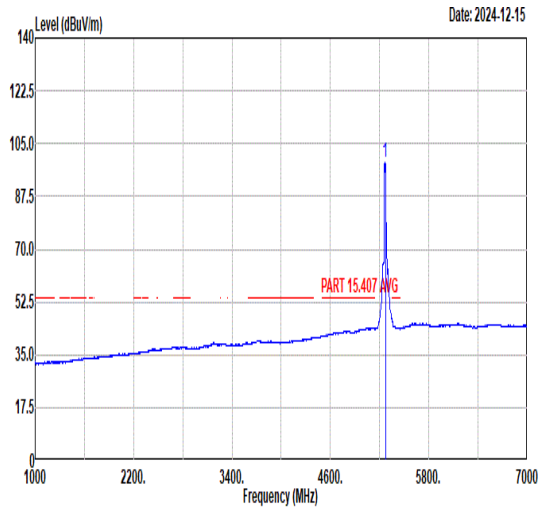 Freq Level Limit Line Margin (dB) Read Level Ant Factor Cable Loss Preamp Factor APos TPos Remark MHz dBuV/m dBuV/m dBuV dB/m dB dB cm deg 1 5270.00 98.80 ------ ------ 84.64 35.80 11.01 32.65 107 356 AVERAGE

Mode	21	
	Band Edge - R	
	U-NII-2A_5.25-5.35_802.11be EHT40_CH54_Full_5270MHz	
ANT	5+7	
Pol.	Vertical	Fundamental
Peak	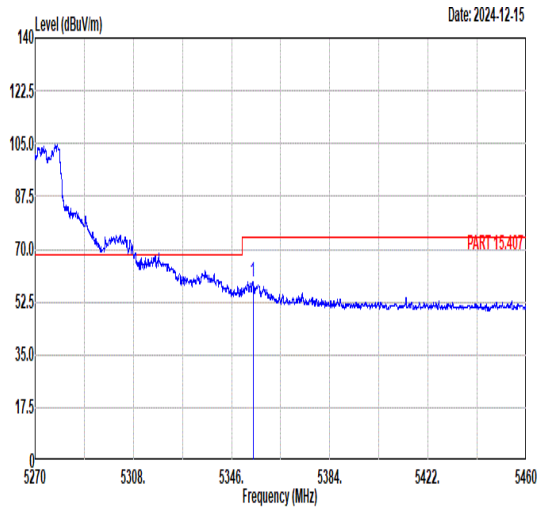 Freq Level Limit Line Margin (dB) Read Level Ant Factor Cable Loss Preamp Factor APos TPos Remark MHz dBuV/m dBuV/m dBuV dB/m dB dB cm deg 1 5354.27 59.04 74.00 -14.96 44.68 36.09 10.94 32.67 107 356 PEAK	Blank
Avg	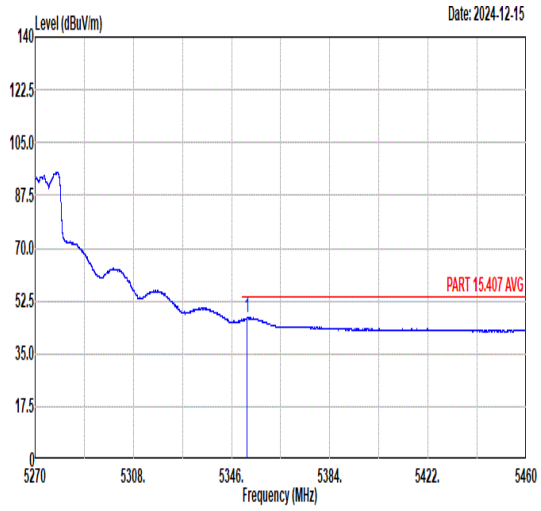 Freq Level Limit Line Margin (dB) Read Level Ant Factor Cable Loss Preamp Factor APos TPos Remark MHz dBuV/m dBuV/m dBuV dB/m dB dB cm deg 1 5352.00 46.93 54.00 -7.07 32.56 36.10 10.94 32.67 107 356 AVERAGE	Blank

Co-location

Mode	93	
	Band Edge - L	
	CO-TX_11be EHT40_Ch38_5190MHz _BLE_Ch39_2480MHz +B48	
ANT	5+7	
Pol.	Horizontal	Fundamental
Peak	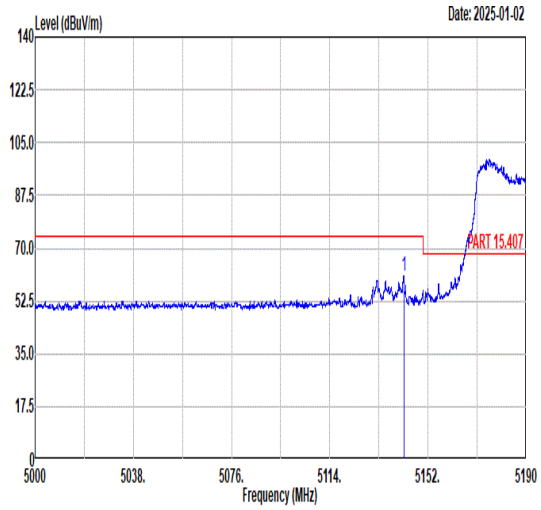 Freq Level Limit Line Margin (dB) Read Level Ant Factor Cable Loss Preamp Factor APos TPos Remark MHz dBuV/m dBuV/m dBuV dB/m dB dB cm deg 1 5142.60 60.57 74.00 -13.43 46.40 35.71 11.09 32.63 100 185 PEAK	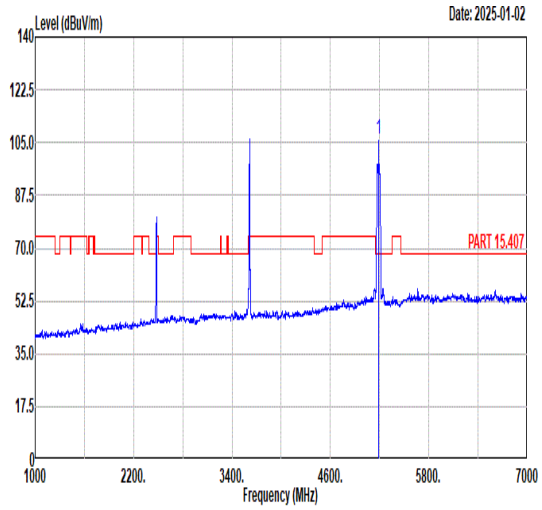 Freq Level Limit Line Margin (dB) Read Level Ant Factor Cable Loss Preamp Factor APos TPos Remark MHz dBuV/m dBuV/m dBuV dB/m dB dB cm deg 1 5190.00 106.03 ------ ------ 96.83 32.33 9.55 32.68 100 185 PEAK

Avg

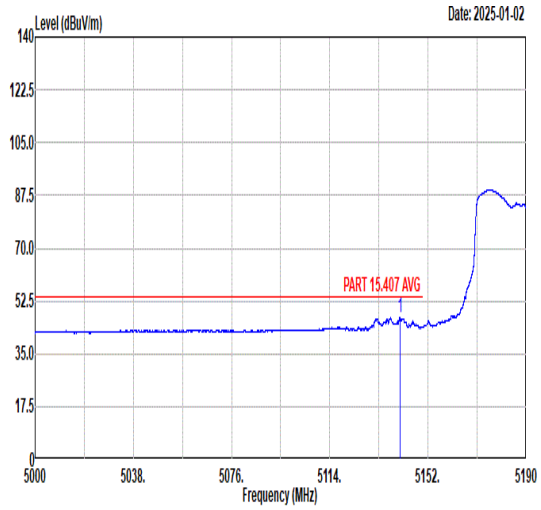

	Freq	Level	Limit Line	Margin (dB)	Read Level	Ant Factor	Cable Loss	Preamp Factor	APos	TPos	Remark
	MHz	dBuV/m	dBuV/m		dBuV	dB/m	dB	dB	cm	deg	
1	5141.27	46.87	54.00	-7.13	32.69	35.72	11.09	32.63	100	185	AVERAGE

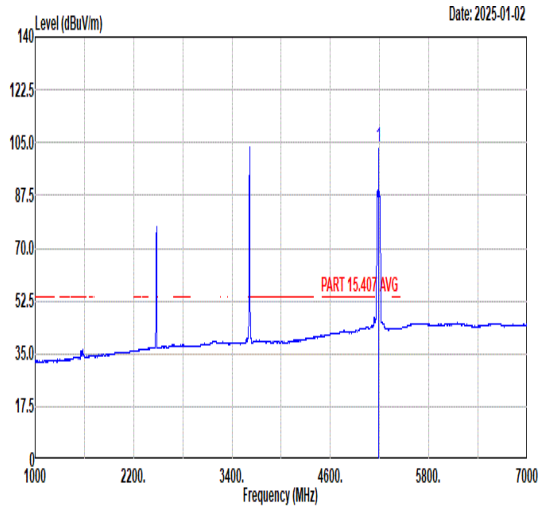

	Freq	Level	Limit Line	Margin (dB)	Read Level	Ant Factor	Cable Loss	Preamp Factor	APos	TPos	Remark
	MHz	dBuV/m	dBuV/m		dBuV	dB/m	dB	dB	cm	deg	
1	5190.00	103.32	------	------	94.12	32.33	9.55	32.68	100	185	AVERAGE

Mode	93	
	Band Edge - R	
	CO-TX_11be EHT40_Ch38_5190MHz _BLE_Ch39_2480MHz +B48	
ANT	5+7	
Pol.	Horizontal	Fundamental
Peak	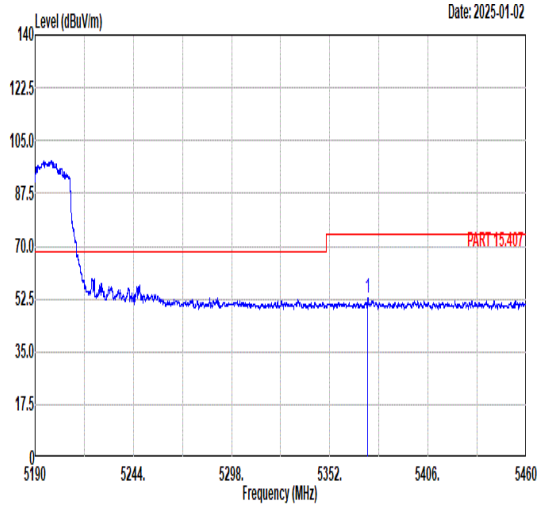 Freq Level Limit Line Margin (dB) Read Level Ant Factor Cable Loss Preamp Factor APos TPos Remark MHz dBuV/m dBuV/m dBuV dB/m dB dB cm deg 1 5372.93 52.72 74.00 -21.28 38.41 36.05 10.93 32.67 100 185 PEAK	Blank
Avg	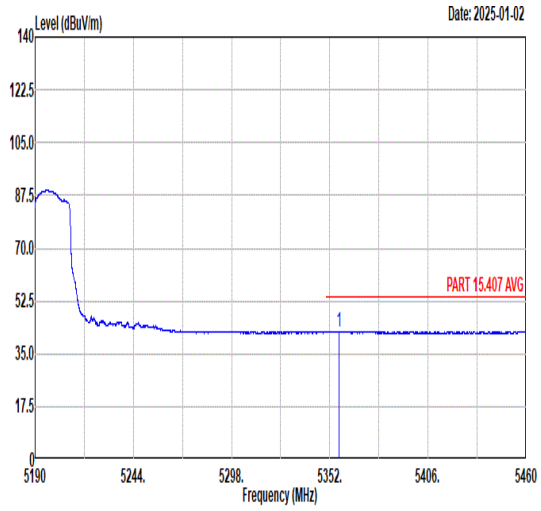 Freq Level Limit Line Margin (dB) Read Level Ant Factor Cable Loss Preamp Factor APos TPos Remark MHz dBuV/m dBuV/m dBuV dB/m dB dB cm deg 1 5357.27 42.37 54.00 -11.63 28.01 36.09 10.94 32.67 100 185 AVERAGE	Blank

Mode	93	
	Band Edge - L	
	CO-TX_11be EHT40_Ch38_5190MHz _BLE_Ch39_2480MHz +B48	
ANT	5+7	
Pol.	Vertical	Fundamental
Peak	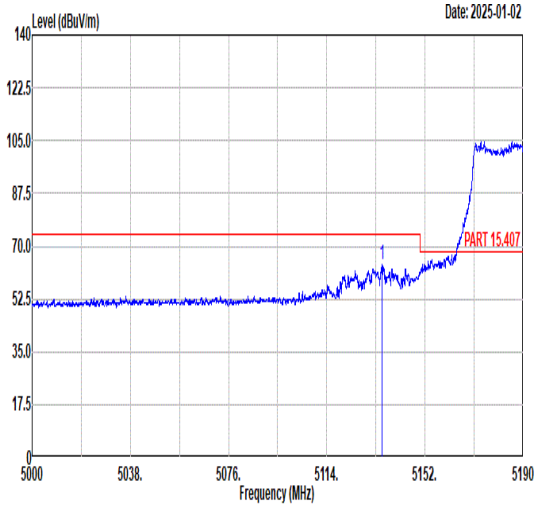 Freq Level Limit Line Margin (dB) Read Level Ant Factor Cable Loss Preamp Factor APos TPos Remark MHz dBuV/m dBuV/m dBuV dB/m dB dB cm deg 1 5135.39 63.81 74.00 -10.19 49.62 35.73 11.09 32.63 267 236 PEAK	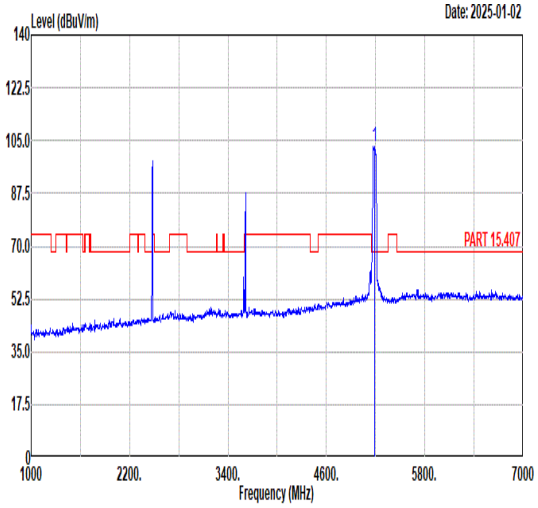 Freq Level Limit Line Margin (dB) Read Level Ant Factor Cable Loss Preamp Factor APos TPos Remark MHz dBuV/m dBuV/m dBuV dB/m dB dB cm deg 1 5190.00 102.77 ------ ------ 88.58 35.74 11.08 32.63 267 236 PEAK
Avg	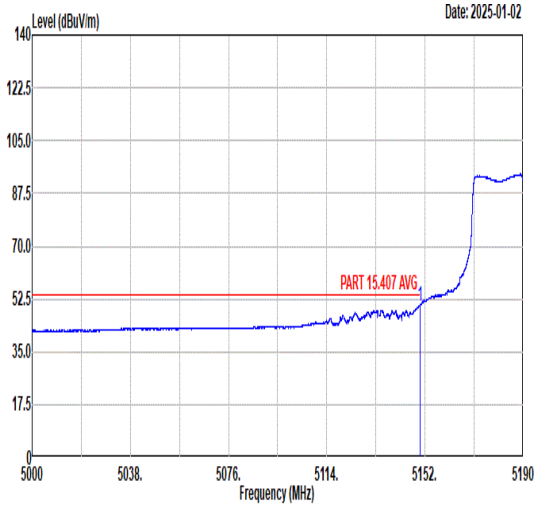 Freq Level Limit Line Margin (dB) Read Level Ant Factor Cable Loss Preamp Factor APos TPos Remark Auxe Factor MHz dBuV/m dBuV/m dBuV dB/m dB dB cm deg dB 1 5149.99 50.34 54.00 -3.66 36.19 35.70 11.08 32.63 267 236 AVERAGE 0.00	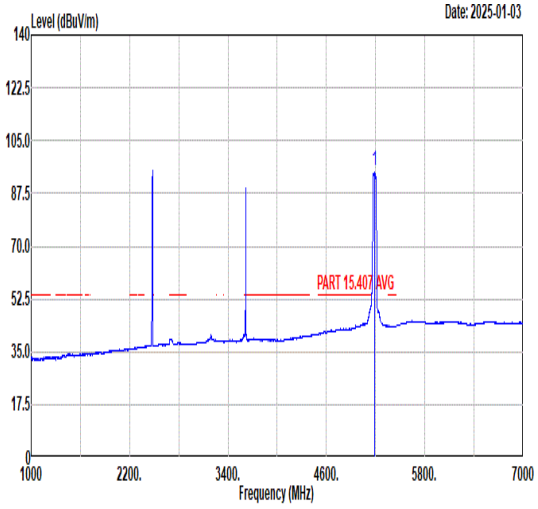 Freq Level Limit Line Margin (dB) Read Level Ant Factor Cable Loss Preamp Factor APos TPos Remark MHz dBuV/m dBuV/m dBuV dB/m dB dB cm deg 1 5190.00 95.16 ------ ------ 89.26 30.64 7.87 32.61 267 236 AVERAGE

Mode	93	
	Band Edge - R	
	CO-TX_11be EHT40_Ch38_5190MHz _BLE_Ch39_2480MHz +B48	
ANT	5+7	
Pol.	Vertical	Fundamental
Peak	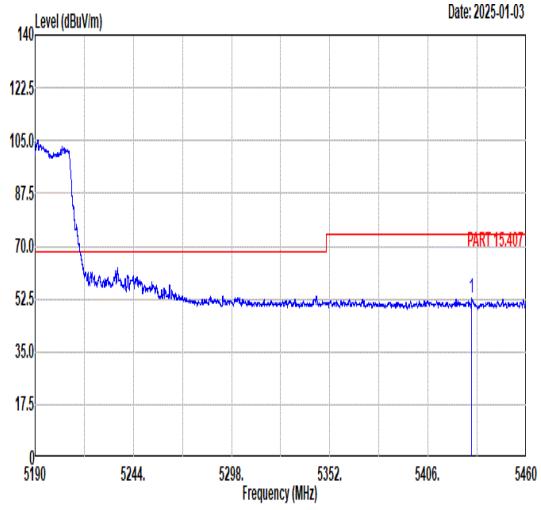 Freq Level Limit Line Margin (dB) Read Level Ant Factor Cable Loss Preamp Factor APos TPos Remark MHz dBuV/m dBuV/m dBuV dB/m dB dB cm deg 1 5429.90 52.88 74.00 -21.12 38.63 35.94 11.00 32.69 267 236 PEAK	Blank
Avg	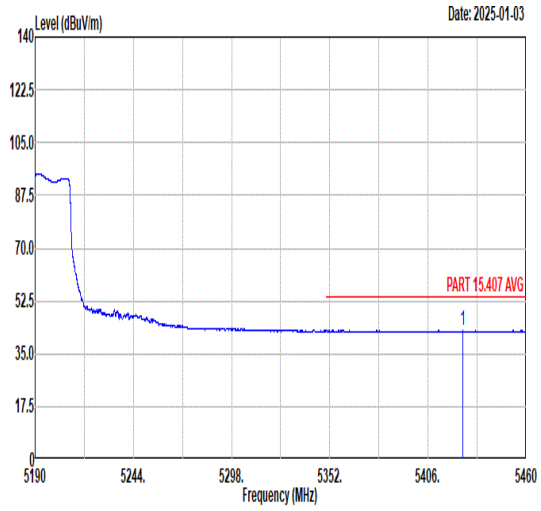 Freq Level Limit Line Margin (dB) Read Level Ant Factor Cable Loss Preamp Factor APos TPos Remark MHz dBuV/m dBuV/m dBuV dB/m dB dB cm deg 1 5425.06 42.75 54.00 -11.25 28.51 35.95 10.98 32.69 267 236 AVERAGE	Blank

Mode	93	
	Band Edge	
	CO-TX_11be EHT40_Ch38_5190MHz _BLE_Ch39_2480MHz +B48	
ANT	6+7	
Pol.	Horizontal	Fundamental
Peak	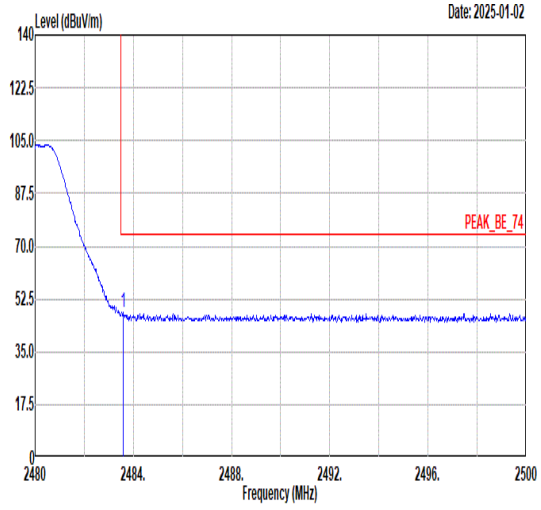 Freq Level Limit Line Margin (dB) Read Level Ant Factor Cable Loss Preamp Factor APos TPos Remark 1 2483.58 48.20 74.00 -25.80 42.30 30.63 7.88 32.61 370 0 PEAK	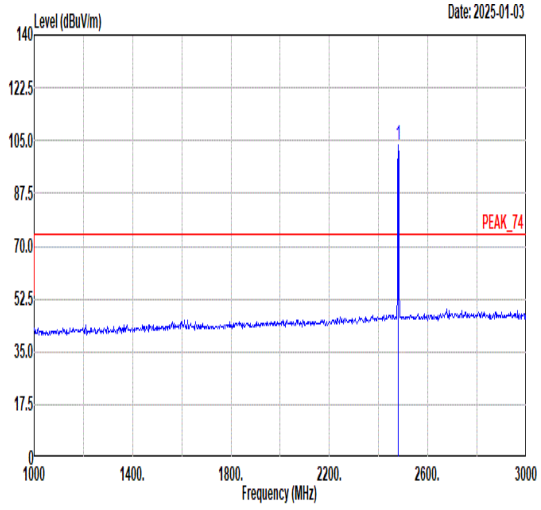 Freq Level Limit Line Margin (dB) Read Level Ant Factor Cable Loss Preamp Factor APos TPos Remark 1 2480.00 103.77 ------ ------ 97.87 30.64 7.87 32.61 370 0 PEAK
Avg	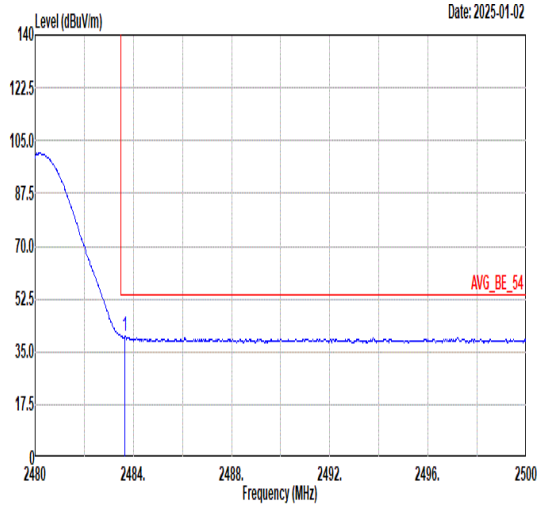 Freq Level Limit Line Margin (dB) Read Level Ant Factor Cable Loss Preamp Factor APos TPos Remark 1 2483.66 39.99 54.00 -14.01 34.09 30.63 7.88 32.61 370 0 AVERAGE	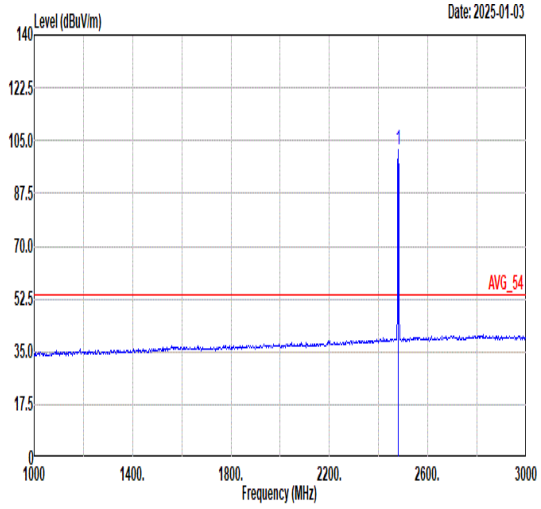 Freq Level Limit Line Margin (dB) Read Level Ant Factor Cable Loss Preamp Factor APos TPos Remark 1 2480.00 102.14 ------ ------ 96.24 30.64 7.87 32.61 370 0 AVERAGE

Mode	93	
	Band Edge	
	CO-TX_11be EHT40_Ch38_5190MHz _BLE_Ch39_2480MHz +B48	
ANT	6+7	
Pol.	Vertical	Fundamental
Peak	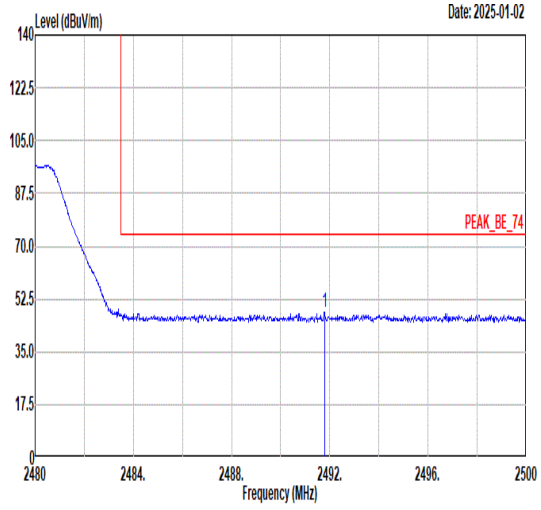 Freq Level Limit Line Margin (dB) Read Level Ant Factor Cable Loss Preamp Factor APos TPos Remark 1 2491.78 48.30 74.00 -25.70 42.39 30.62 7.89 32.60 368 250 PEAK	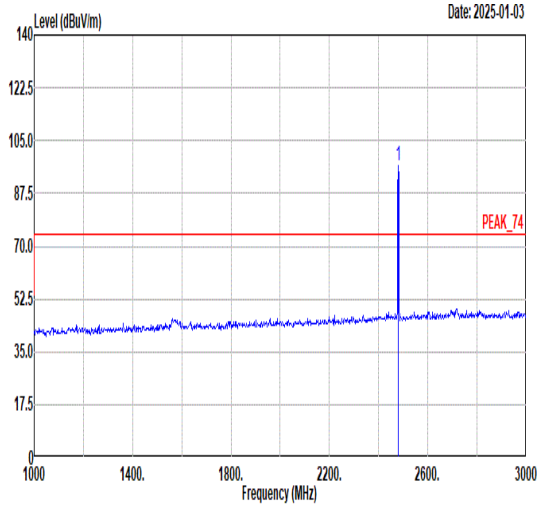 Freq Level Limit Line Margin (dB) Read Level Ant Factor Cable Loss Preamp Factor APos TPos Remark 1 2480.00 96.56 ------ ------ 90.66 30.64 7.87 32.61 368 250 PEAK
Avg	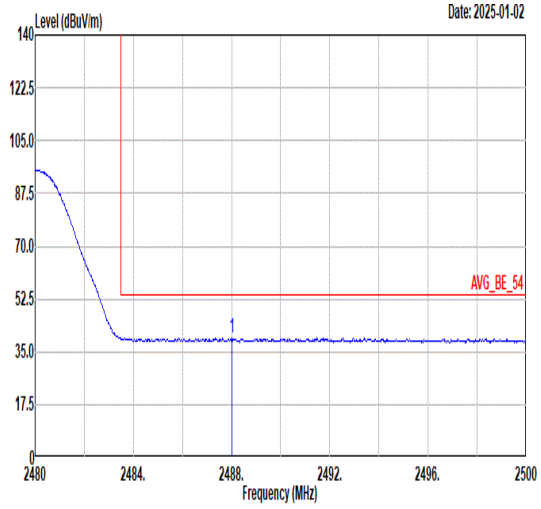 Freq Level Limit Line Margin (dB) Read Level Ant Factor Cable Loss Preamp Factor APos TPos Remark 1 2488.00 39.59 54.00 -14.41 33.69 30.62 7.88 32.60 368 250 AVERAGE	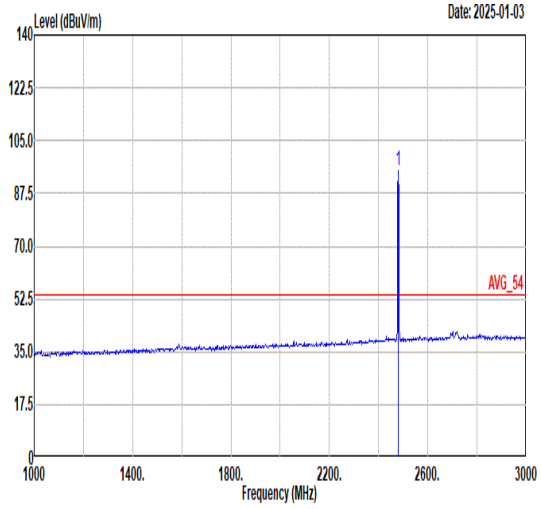 Freq Level Limit Line Margin (dB) Read Level Ant Factor Cable Loss Preamp Factor APos TPos Remark 1 2480.00 95.31 ------ ------ 89.41 30.64 7.87 32.61 368 250 AVERAGE

Mode	93	
	Harmonic	
	CO-TX_11be EHT40_Ch38_5190MHz _BLE_Ch39_2480MHz +B48	
ANT	5+7	
Pol.	Horizontal	Vertical
Peak Avg	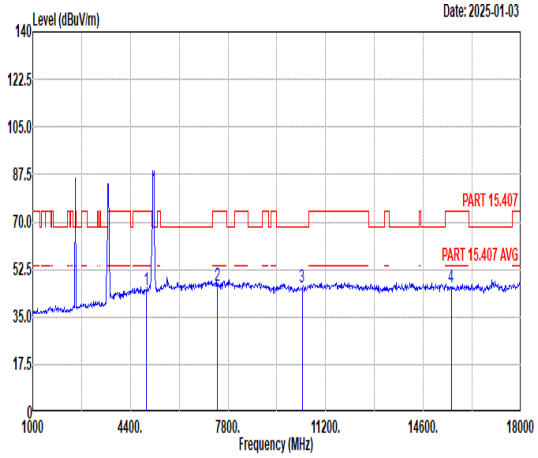 Freq Level Limit Line Margin Read Level Ant Factor Cable Loss Preamp Factor APos TPos Remark MHz dBuV/m dBuV/m dB dBuV dB/m dB dB cm deg 1 4960.00 44.90 74.00 -29.10 30.64 35.72 11.14 32.60 --- --- Peak 2 7440.00 46.38 74.00 -27.62 30.00 36.60 12.97 33.19 --- --- Peak 3 10380.00 45.87 68.30 -22.43 25.71 38.10 14.16 32.10 --- --- Peak 4 15570.00 45.71 74.00 -28.29 22.17 40.60 16.87 33.93 --- --- Peak	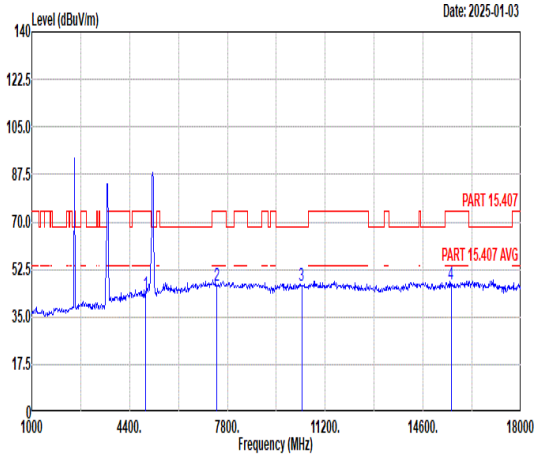 Freq Level Limit Line Margin Read Level Ant Factor Cable Loss Preamp Factor APos TPos Remark MHz dBuV/m dBuV/m dB dBuV dB/m dB dB cm deg 1 4960.00 43.41 74.00 -30.59 29.15 35.72 11.14 32.60 --- --- Peak 2 7440.00 46.73 74.00 -27.27 30.35 36.60 12.97 33.19 --- --- Peak 3 10380.00 46.38 68.30 -21.92 26.22 38.10 14.16 32.10 --- --- Peak 4 15570.00 46.95 74.00 -27.05 23.41 40.60 16.87 33.93 --- --- Peak

Note: For all plots above, the over limit line signals are Fundamental signal which can be ignored.

Mode	94	
	Band Edge - L	
	CO-TX_11be EHT40_Ch38_5190MHz _11be EHT20_Ch11_2462MHz +B48	
ANT	5+7	
Pol.	Horizontal	Fundamental
Peak	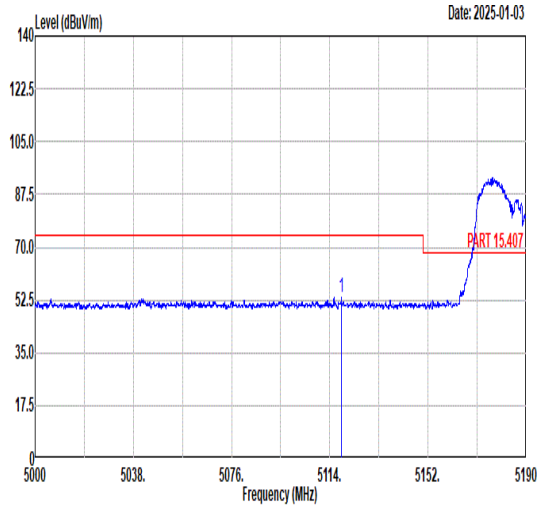 Freq Level Limit Line Margin (dB) Read Level Ant Factor Cable Loss Preamp Factor APos TPos Remark 1 5118.47 53.51 74.00 -20.49 39.27 35.76 11.10 32.62 400 7 PEAK	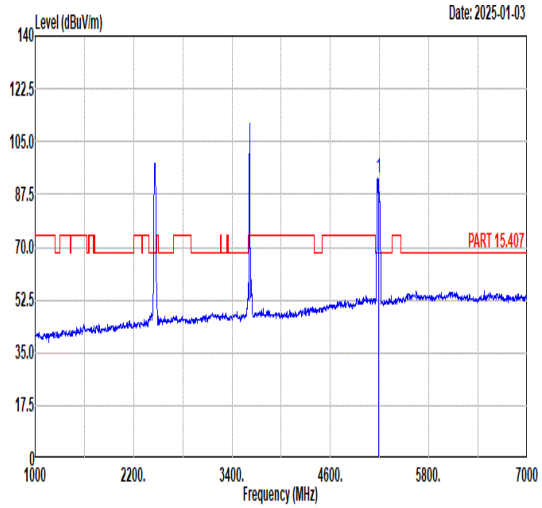 Freq Level Limit Line Margin (dB) Read Level Ant Factor Cable Loss Preamp Factor APos TPos Remark 1 5190.00 92.73 ------ ------ 83.53 32.33 9.55 32.68 400 7 PEAK
Avg	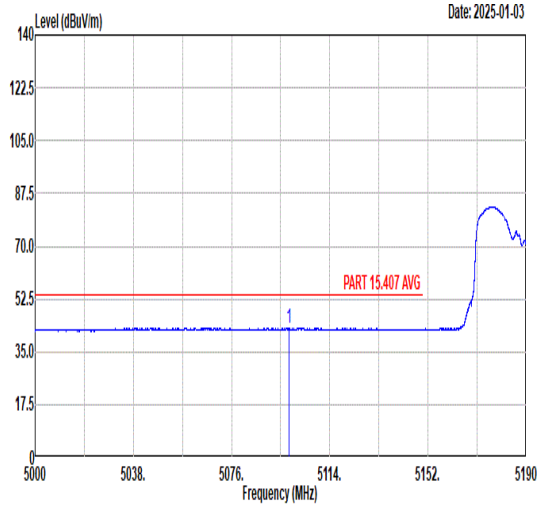 Freq Level Limit Line Margin (dB) Read Level Ant Factor Cable Loss Preamp Factor APos TPos Remark 1 5098.14 42.87 54.00 -11.13 28.58 35.80 11.11 32.62 400 7 AVERAGE	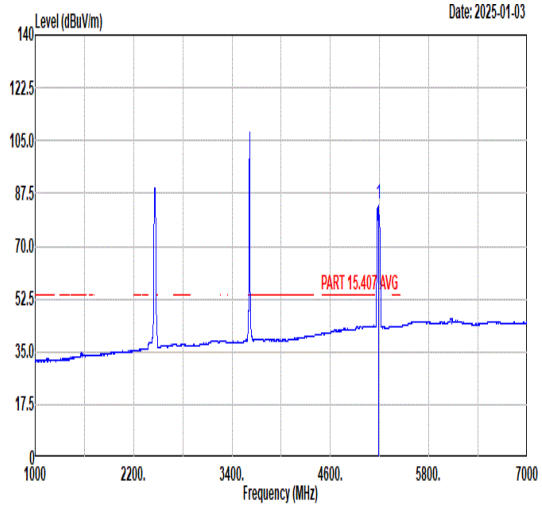 Freq Level Limit Line Margin (dB) Read Level Ant Factor Cable Loss Preamp Factor APos TPos Remark 1 5190.00 83.87 ------ ------ 74.67 32.33 9.55 32.68 400 7 AVERAGE

Mode	94	
	Band Edge - R	
	CO-TX_11be EHT40_Ch38_5190MHz _11be EHT20_Ch11_2462MHz +B48	
ANT	5+7	
Pol.	Horizontal	Fundamental
Peak	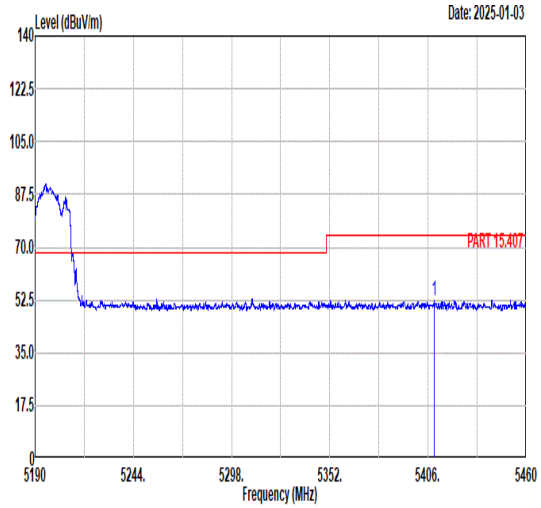 Freq Level Limit Line Margin (dB) Read Level Ant Factor Cable Loss Preamp Factor APos TPos Remark MHz dBuV/m dBuV/m dBuV dB/m dB dB cm deg 1 5409.40 52.45 74.00 -21.55 38.24 35.98 10.91 32.68 400 7 PEAK	Blank
Avg	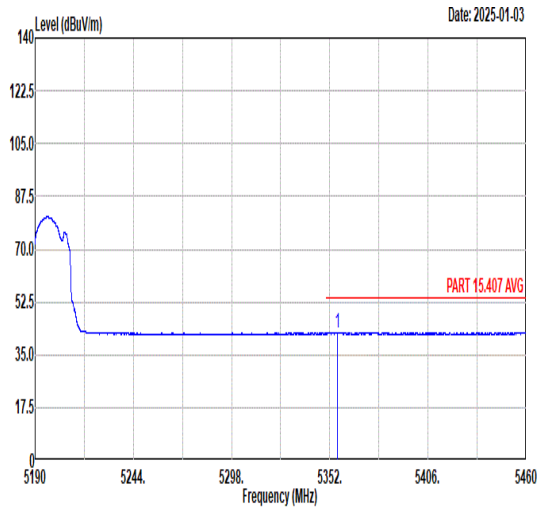 Freq Level Limit Line Margin (dB) Read Level Ant Factor Cable Loss Preamp Factor APos TPos Remark MHz dBuV/m dBuV/m dBuV dB/m dB dB cm deg 1 5356.19 42.39 54.00 -11.61 28.03 36.09 10.94 32.67 400 7 AVERAGE	Blank

Mode	94	
	Band Edge - L	
	CO-TX_11be EHT40_Ch38_5190MHz _11be EHT20_Ch11_2462MHz +B48	
ANT	5+7	
Pol.	Vertical	Fundamental
Peak	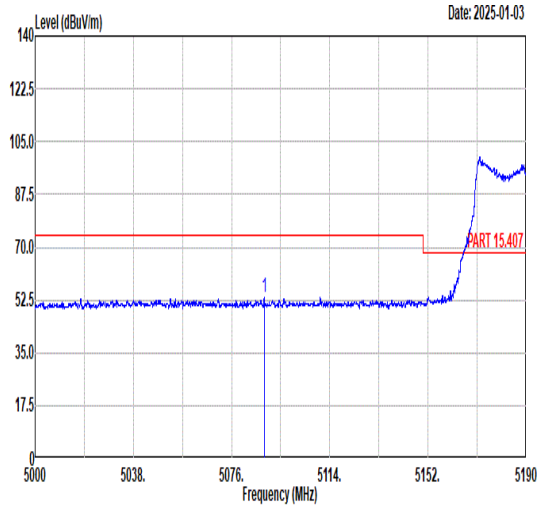 Freq Level Limit Line Margin (dB) Read Level Ant Factor Cable Loss Preamp Factor APos TPos Remark MHz dBuV/m dBuV/m dBuV dB/m dB dB cm deg 1 5088.64 53.17 74.00 -20.83 38.87 35.80 11.12 32.62 365 283 PEAK	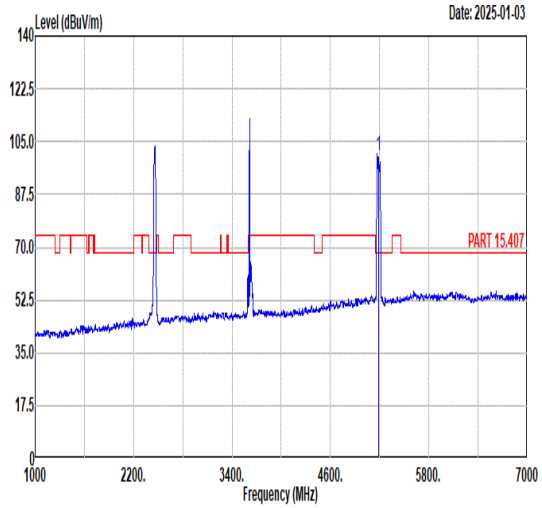 Freq Level Limit Line Margin (dB) Read Level Ant Factor Cable Loss Preamp Factor APos TPos Remark MHz dBuV/m dBuV/m dBuV dB/m dB dB cm deg 1 5190.00 100.50 ------ ------ 91.30 32.33 9.55 32.68 365 283 PEAK
Avg	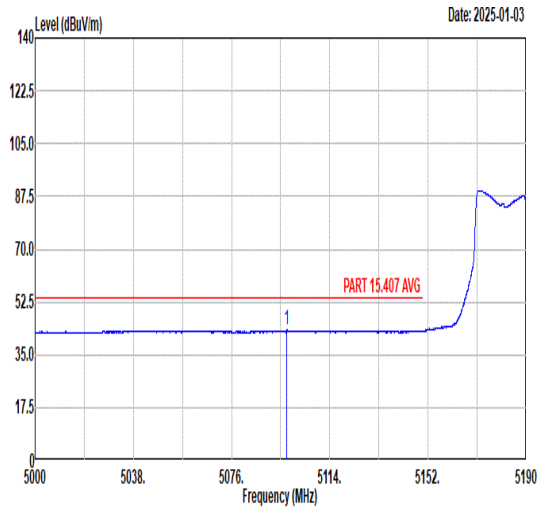 Freq Level Limit Line Margin (dB) Read Level Ant Factor Cable Loss Preamp Factor APos TPos Remark MHz dBuV/m dBuV/m dBuV dB/m dB dB cm deg 1 5097.39 43.25 54.00 -10.75 28.96 35.80 11.11 32.62 365 283 AVERAGE	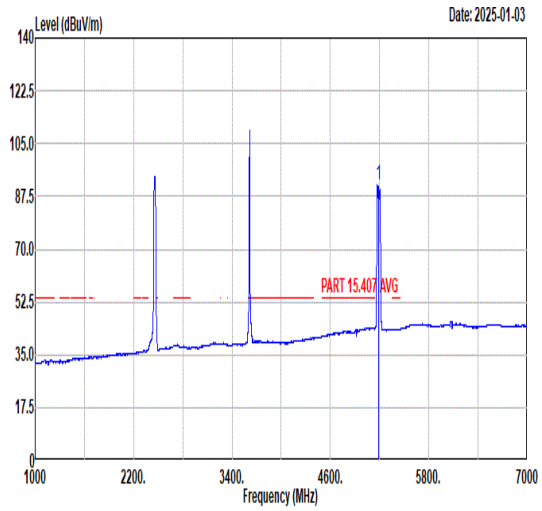 Freq Level Limit Line Margin (dB) Read Level Ant Factor Cable Loss Preamp Factor APos TPos Remark MHz dBuV/m dBuV/m dBuV dB/m dB dB cm deg 1 5190.00 91.59 ------ ------ 82.39 32.33 9.55 32.68 365 283 AVERAGE

Mode	94	
Mode	Band Edge - R	
Mode	CO-TX_11be EHT40_Ch38_5190MHz _11be EHT20_Ch11_2462MHz +B48	
ANT	5+7	
Pol.	Vertical	Fundamental
Peak	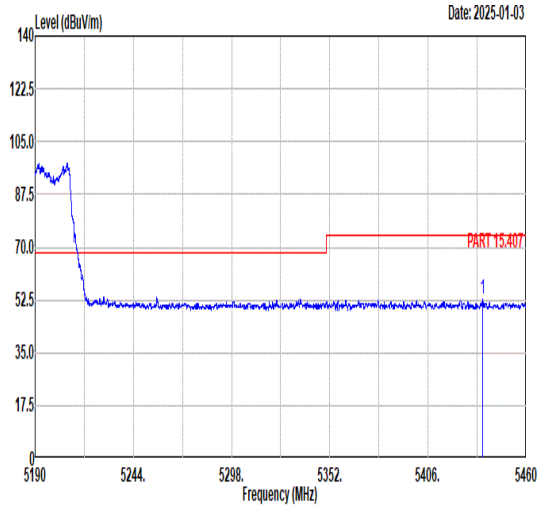 Freq Level Limit Line Margin (dB) Read Level Ant Factor Cable Loss Preamp Factor APos TPos Remark MHz dBuV/m dBuV/m dBuV dB/m dB dB cm deg 1 5436.13 52.78 74.00 -21.22 38.52 35.93 11.02 32.69 365 283 PEAK	Blank
Avg	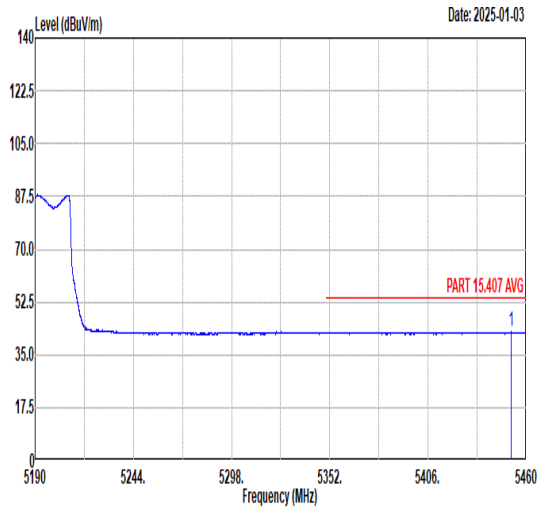 Freq Level Limit Line Margin (dB) Read Level Ant Factor Cable Loss Preamp Factor APos TPos Remark MHz dBuV/m dBuV/m dBuV dB/m dB dB cm deg 1 5451.52 42.54 54.00 -11.46 28.24 35.91 11.08 32.69 365 283 AVERAGE	Blank

Mode	94	
	Band Edge	
	CO-TX_11be EHT40_Ch38_5190MHz _11be EHT20_Ch11_2462MHz +B48	
ANT	6+7	
Pol.	Horizontal	Fundamental
Peak	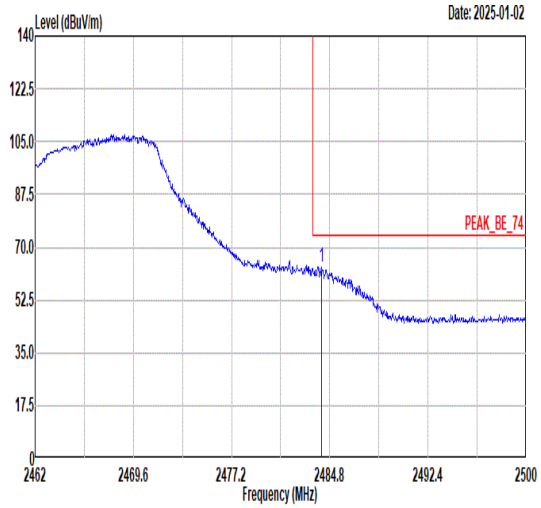 Freq Level Limit Line Margin (dB) Read Level Ant Factor Cable Loss Preamp Factor APos TPos Remark 1 2484.15 63.47 74.00 -10.53 57.57 30.63 7.88 32.61 375 225 PEAK	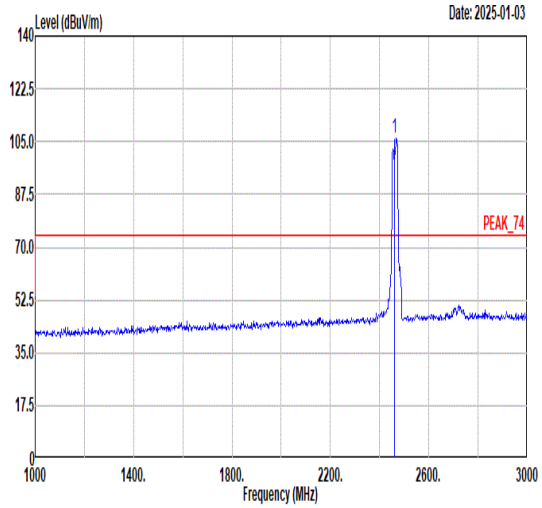 Freq Level Limit Line Margin (dB) Read Level Ant Factor Cable Loss Preamp Factor APos TPos Remark 1 2462.00 106.09 ------ ------ 100.18 30.66 7.86 32.61 375 225 PEAK
Avg	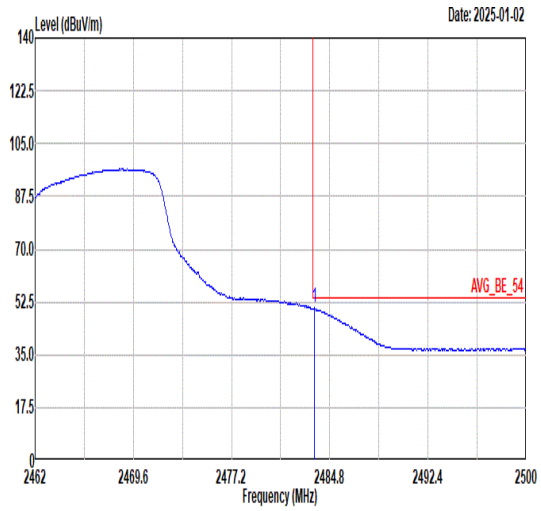 Freq Level Limit Line Margin (dB) Read Level Ant Factor Cable Loss Preamp Factor APos TPos Remark 1 2483.58 50.46 54.00 -3.54 44.56 30.63 7.88 32.61 375 225 AVERAGE	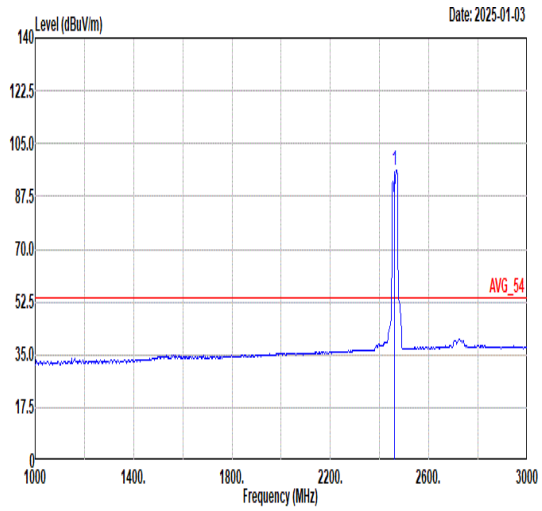 Freq Level Limit Line Margin (dB) Read Level Ant Factor Cable Loss Preamp Factor APos TPos Remark 1 2462.00 96.16 ------ ------ 90.25 30.66 7.86 32.61 375 225 AVERAGE

Mode	94	
	Band Edge	
	CO-TX_11be EHT40_Ch38_5190MHz _11be EHT20_Ch11_2462MHz +B48	
ANT	6+7	
Pol.	Vertical	Fundamental
Peak	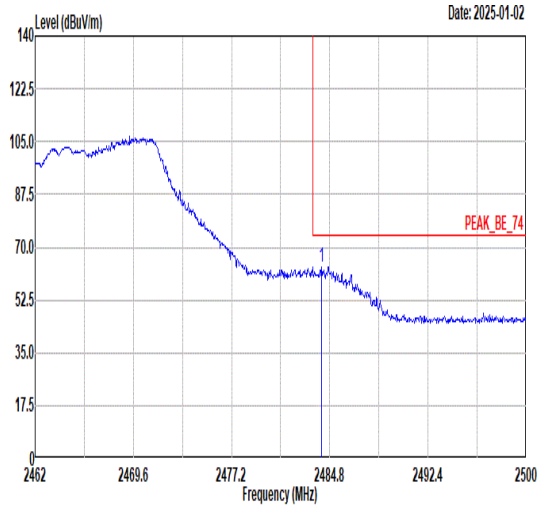 Freq Level Limit Line Margin (dB) Read Level Ant Factor Cable Loss Preamp Factor APos TPos Remark MHz dBuV/m dBuV/m dBuV dB/m dB dB cm deg 1 2484.19 63.30 74.00 -10.70 57.40 30.63 7.88 32.61 208 277 PEAK	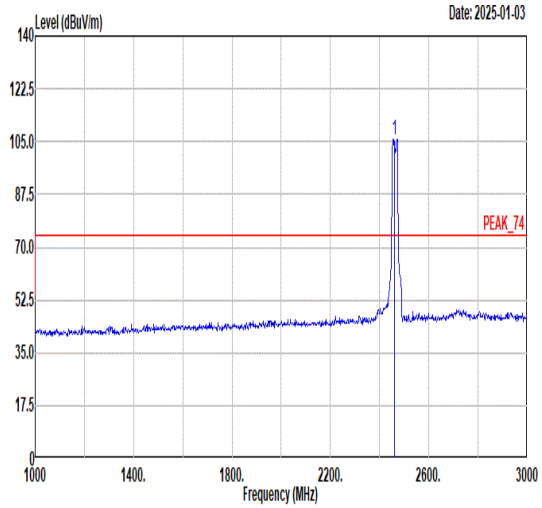 Freq Level Limit Line Margin (dB) Read Level Ant Factor Cable Loss Preamp Factor APos TPos Remark MHz dBuV/m dBuV/m dBuV dB/m dB dB cm deg 1 2462.00 105.69 ------ ------ 99.77 30.69 7.85 32.62 208 277 PEAK
Avg	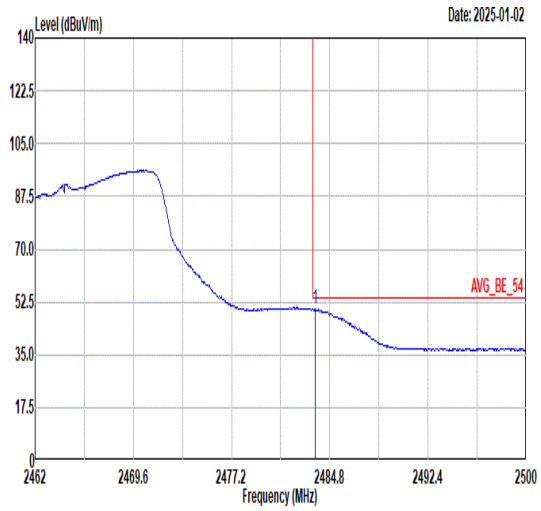 Freq Level Limit Line Margin (dB) Read Level Ant Factor Cable Loss Preamp Factor APos TPos Remark MHz dBuV/m dBuV/m dBuV dB/m dB dB cm deg 1 2483.66 50.02 54.00 -3.98 44.12 30.63 7.88 32.61 208 277 AVERAGE	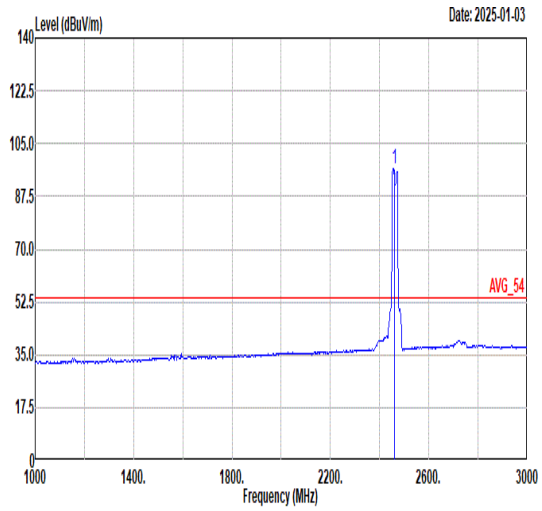 Freq Level Limit Line Margin (dB) Read Level Ant Factor Cable Loss Preamp Factor APos TPos Remark MHz dBuV/m dBuV/m dBuV dB/m dB dB cm deg 1 2462.00 96.64 ------ ------ 90.72 30.69 7.85 32.62 208 277 AVERAGE

Mode	94	
	Harmonic	
	CO-TX_11be EHT40_Ch38_5190MHz _11be EHT20_Ch11_2462MHz +B48	
ANT	5+7	
Pol.	Horizontal	Vertical
Peak Avg	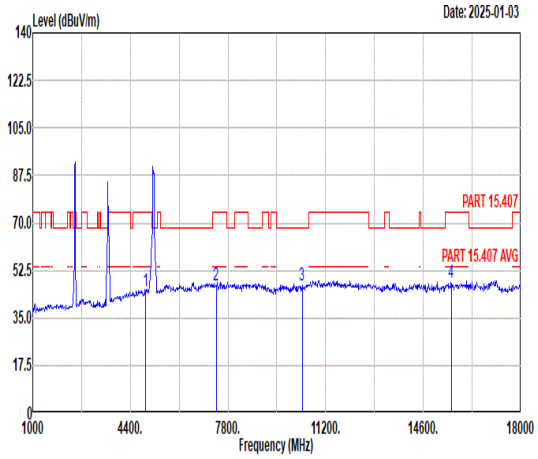 Freq Level Limit Line Margin Read Level Ant Factor Cable Loss Preamp Factor APos TPos Remark MHz dBuV/m dBuV/m dB dBuV dB/m dB dB cm deg 1 4924.00 44.65 74.00 -29.35 30.59 35.54 11.12 32.60 --- --- Peak 2 7386.00 46.78 74.00 -27.22 30.26 36.57 13.13 33.18 --- --- Peak 3 10380.00 46.92 68.30 -21.38 26.76 38.10 14.16 32.10 --- --- Peak 4 15570.00 47.81 74.00 -26.19 24.27 40.60 16.87 33.93 --- --- Peak	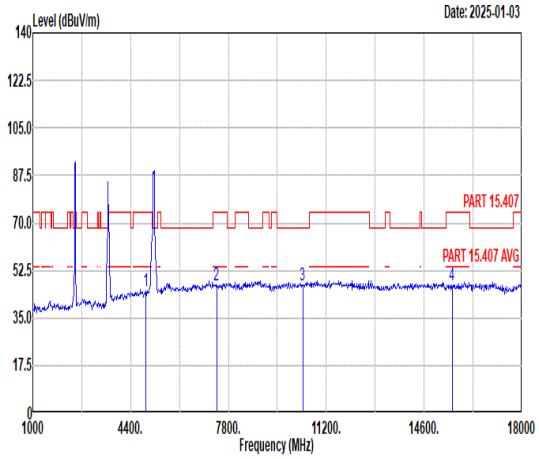 Freq Level Limit Line Margin Read Level Ant Factor Cable Loss Preamp Factor APos TPos Remark MHz dBuV/m dBuV/m dB dBuV dB/m dB dB cm deg 1 4927.00 45.16 74.00 -28.84 51.14 35.56 11.12 52.66 --- --- Peak 2 7386.00 46.86 74.00 -27.14 49.41 36.57 13.13 52.25 --- --- Peak 3 10380.00 46.92 68.30 -21.38 46.08 38.10 14.16 51.42 --- --- Peak 4 15570.00 47.02 74.00 -26.98 41.80 40.60 16.87 52.25 --- --- Peak

Note: For all plots above, the over limit line signals are Fundamental signal which can be ignored.

Appendix D. Duty Cycle Plots

Band	Duty Cycle(%)	T(ms)	1/T(kHz)	VBW Setting
802.11a_ANT5+7	99.06	-	-	10Hz
802.11be EHT20_ ANT5+7	100	-	-	10Hz
802.11be EHT40_ANT5+7	99.63	-	-	10Hz
802.11be EHT80_ANT5+7	100	-	-	10Hz
802.11be EHT80_ANT5+7 Large RU 484+242	98.80	-	-	10Hz
802.11be EHT80_ANT5+7 Puncturing 20M	100	-	-	10Hz
802.11be EHT160_ANT5+7	99.45	-	-	10Hz
802.11be EHT160_ANT5+7 Large RU 996+484	97.50	0.78	1.282	3kHz
802.11be EHT160_ANT5+7 Puncturing 20M	99.45	-	-	10Hz
802.11be EHT160_ANT5+7 Puncturing 40M	99.63	-	-	10Hz

802.11a

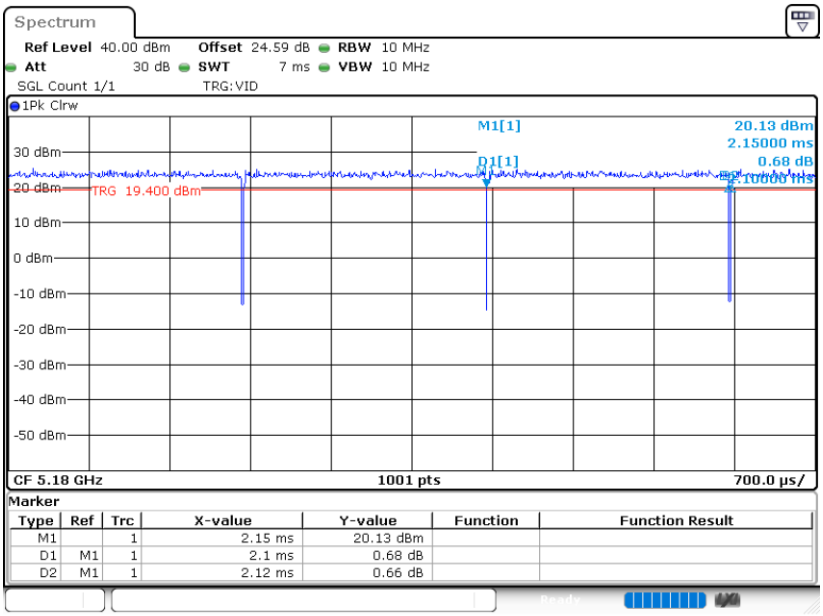

802.11be EHT20

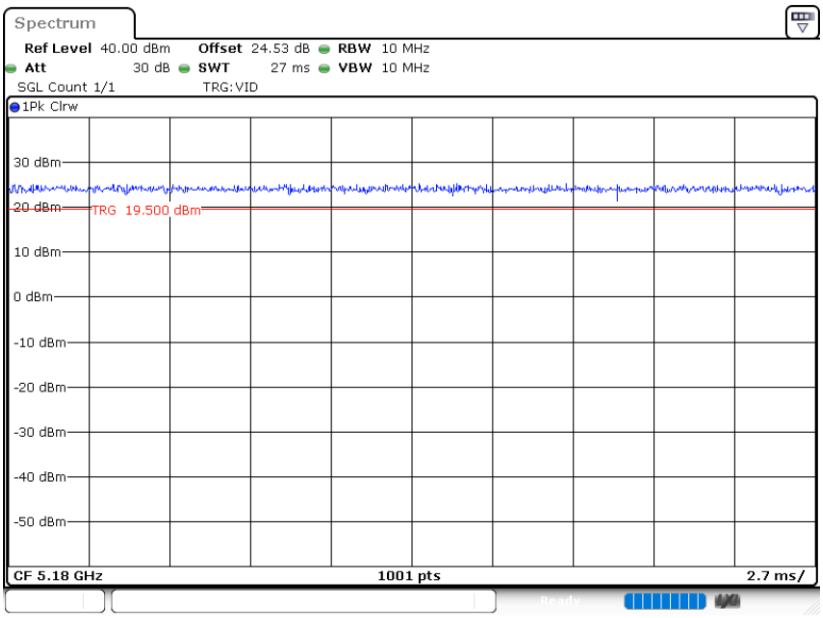

802.11be EHT40

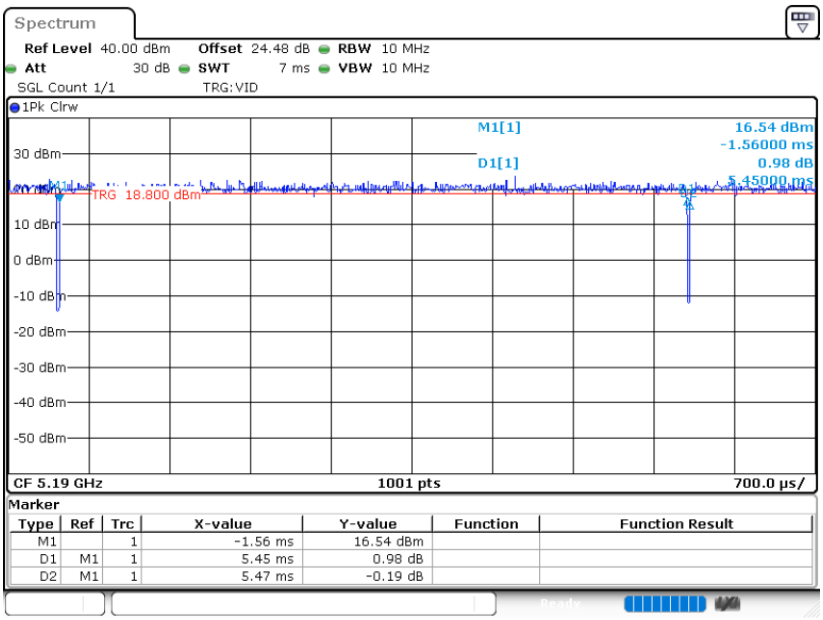

802.11be EHT80

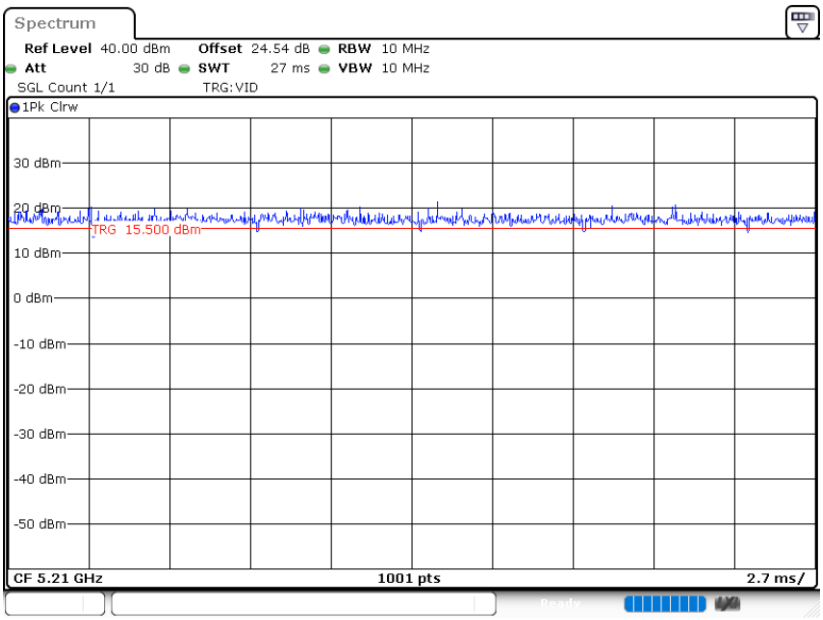
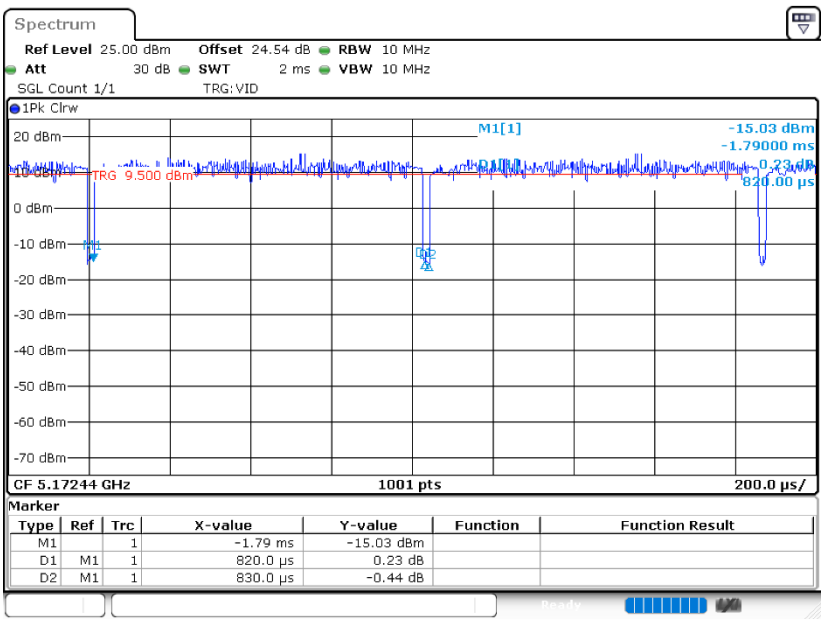
802.11be EHT80 Large RU 484+242