Mode	23	
	Harmonic	
	U-NII-2C_5.47-5.725_802.11be EHT40_CH102_Full_5510MHz	
ANT	5+7	
Pol.	Horizontal	Vertical
Peak Avg	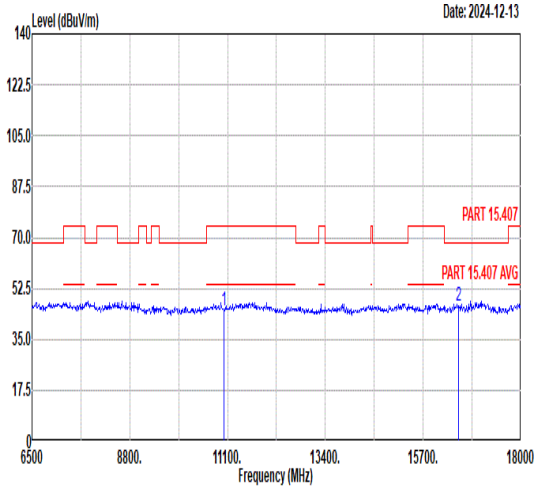 Freq Level Limit Line Margin Read Level Ant Factor Cable Loss Preamp Factor APos TPos Remark MHz dBuV/m dBuV/m dB dBuV dB/m dB dB cm deg 1 11020.00 45.15 74.00 -28.85 43.48 38.00 14.55 50.88 --- --- Peak 2 16530.00 46.32 68.30 -21.98 40.78 41.23 17.37 53.06 --- --- Peak	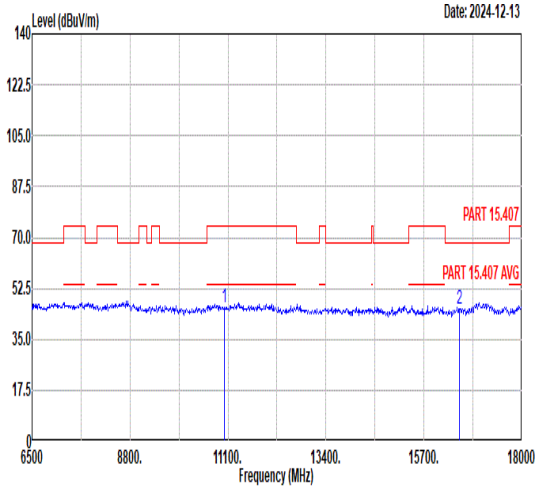 Freq Level Limit Line Margin Read Level Ant Factor Cable Loss Preamp Factor APos TPos Remark MHz dBuV/m dBuV/m dB dBuV dB/m dB dB cm deg 1 11020.00 45.73 74.00 -28.27 44.06 38.00 14.55 50.88 --- --- Peak 2 16530.00 45.52 68.30 -22.78 39.98 41.23 17.37 53.06 --- --- Peak

Mode	24	
	Harmonic	
	U-NII-2C_5.47-5.725_802.11be EHT40_CH110_Full_5550MHz	
ANT	5+7	
Pol.	Horizontal	Vertical
Peak Avg	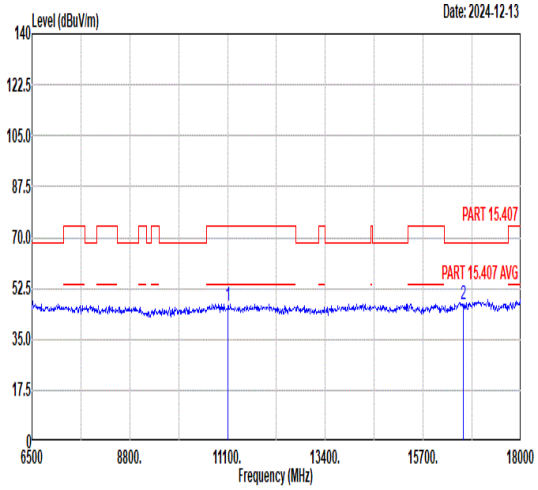 Freq Level Limit Line Margin Read Level Ant Factor Cable Loss Preamp Factor APos TPos Remark MHz dBuV/m dBuV/m dB dBuV dB/m dB dB cm deg 1 11100.00 46.54 74.00 -27.46 44.72 38.00 14.60 50.78 --- --- Peak 2 16650.00 46.96 68.30 -21.34 41.12 41.35 17.41 52.92 --- --- Peak	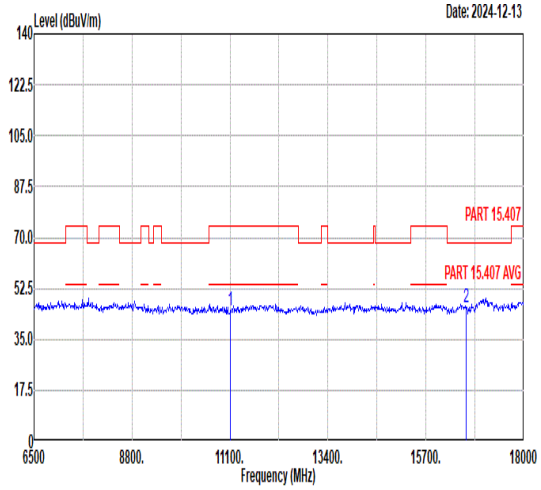 Freq Level Limit Line Margin Read Level Ant Factor Cable Loss Preamp Factor APos TPos Remark MHz dBuV/m dBuV/m dB dBuV dB/m dB dB cm deg 1 11100.00 45.02 74.00 -28.98 43.20 38.00 14.60 50.78 --- --- Peak 2 16650.00 46.14 68.30 -22.16 40.30 41.35 17.41 52.92 --- --- Peak

Mode	25	
	Band Edge - L	
	U-NII-2C_5.47-5.725_802.11be EHT40_CH134_Full_5670MHz	
ANT	5+7	
Pol.	Horizontal	Fundamental
Peak	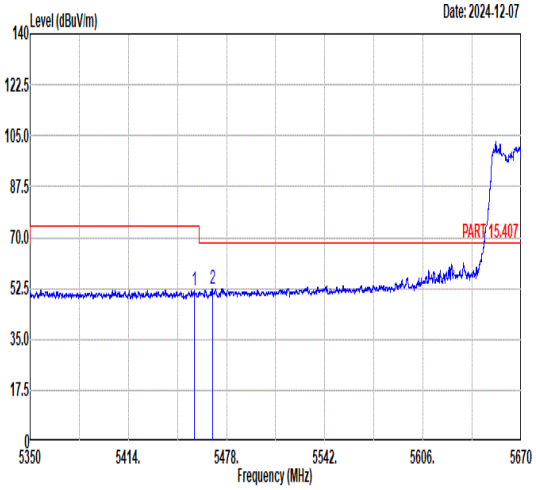 Freq Level Limit Line Margin (dB) Read Level Ant Factor Cable Loss Preamp Factor APos TPos Remark MHz dBuV/m dBuV/m dBuV dB/m dB dB cm deg 1 5457.07 51.99 74.00 -22.01 37.64 35.93 11.11 32.69 152 52 PEAK 2 5468.88 52.52 68.30 -15.78 38.07 35.98 11.16 32.69 152 52 PEAK	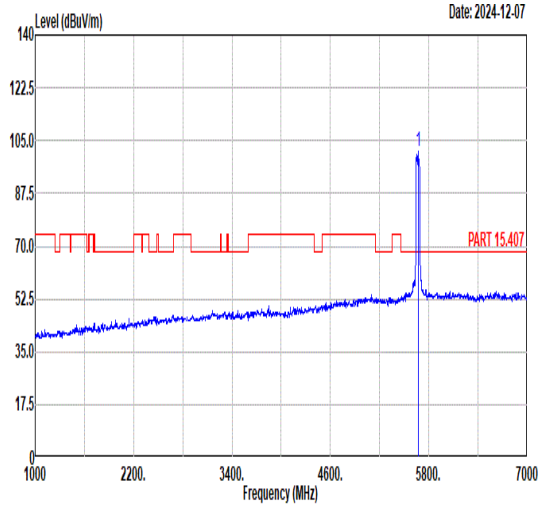 Freq Level Limit Line Margin (dB) Read Level Ant Factor Cable Loss Preamp Factor APos TPos Remark MHz dBuV/m dBuV/m dBuV dB/m dB dB cm deg 1 5670.00 101.53 ------ ------ 86.08 36.54 11.68 32.77 152 52 PEAK
Avg	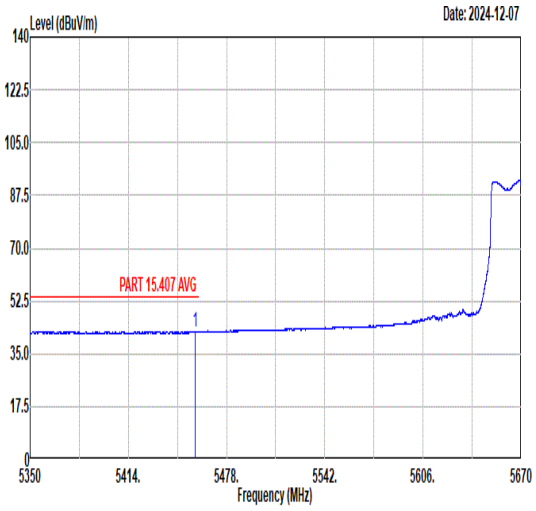 Freq Level Limit Line Margin (dB) Read Level Ant Factor Cable Loss Preamp Factor APos TPos Remark MHz dBuV/m dBuV/m dBuV dB/m dB dB cm deg 1 5457.68 42.36 54.00 -11.64 28.01 35.93 11.11 32.69 152 52 AVERAGE	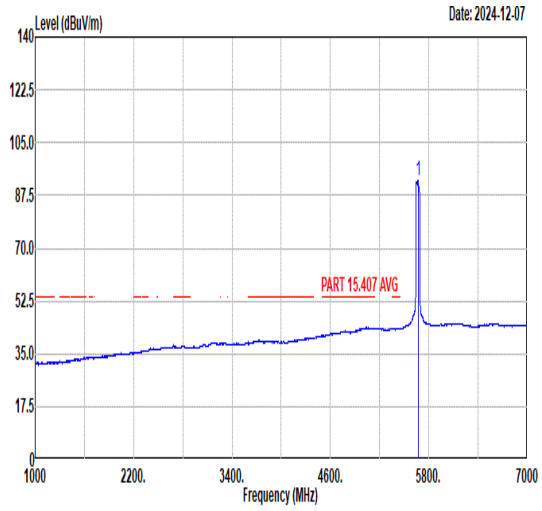 Freq Level Limit Line Margin (dB) Read Level Ant Factor Cable Loss Preamp Factor APos TPos Remark MHz dBuV/m dBuV/m dBuV dB/m dB dB cm deg 1 5670.00 92.71 ------ ------ 77.26 36.54 11.68 32.77 152 52 AVERAGE

Mode	25	
	Band Edge - R	
	U-NII-2C_5.47-5.725_802.11be EHT40_CH134_Full_5670MHz	
ANT	5+7	
Pol.	Horizontal	Fundamental
Peak	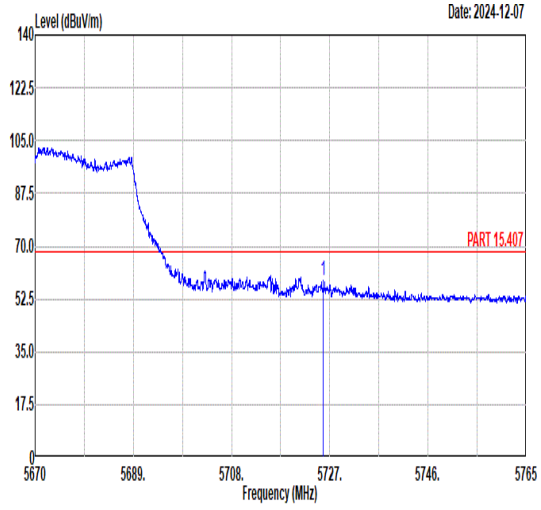 Freq Level Limit Line Margin (dB) Read Level Ant Factor Cable Loss Preamp Factor APos TPos Remark MHz dBuV/m dBuV/m dBuV dB/m dB dB cm deg 1 5725.73 58.70 68.30 -9.60 43.19 36.65 11.65 32.79 152 52 PEAK	Blank

Mode	25	
	Band Edge - L	
	U-NII-2C_5.47-5.725_802.11be EHT40_CH134_Full_5670MHz	
ANT	5+7	
Pol.	Vertical	Fundamental
Peak	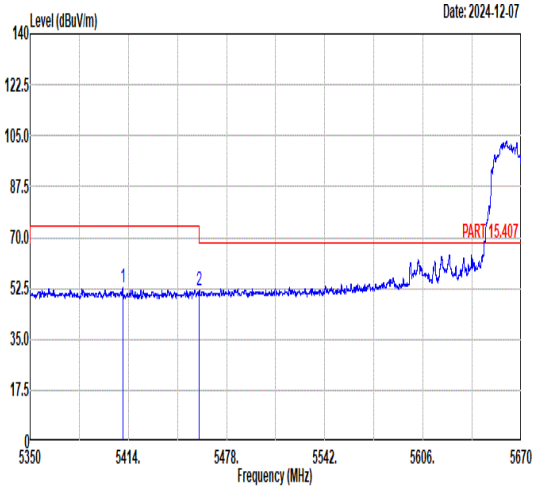 Freq Level Limit Line Margin (dB) Read Level Ant Factor Cable Loss Preamp Factor APos TPos Remark MHz dBuV/m dBuV/m dBuV dB/m dB dB cm deg 1 5410.35 52.70 74.00 -21.30 38.49 35.98 10.91 32.68 400 333 PEAK 2 5460.27 51.85 68.30 -16.45 37.48 35.94 11.12 32.69 400 333 PEAK	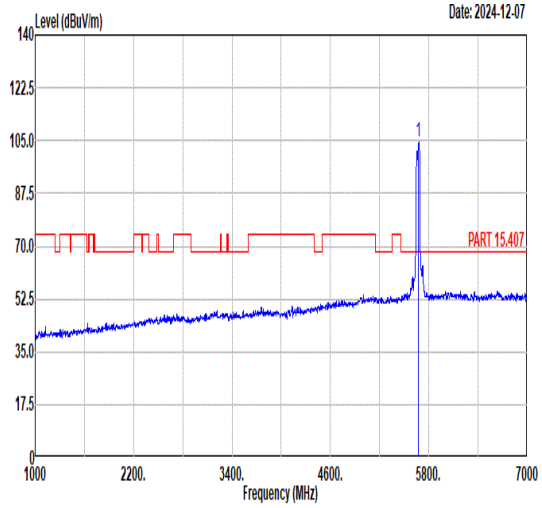 Freq Level Limit Line Margin (dB) Read Level Ant Factor Cable Loss Preamp Factor APos TPos Remark MHz dBuV/m dBuV/m dBuV dB/m dB dB cm deg 1 5670.00 104.36 ------ ------ 88.89 36.57 11.67 32.77 400 333 PEAK
Avg	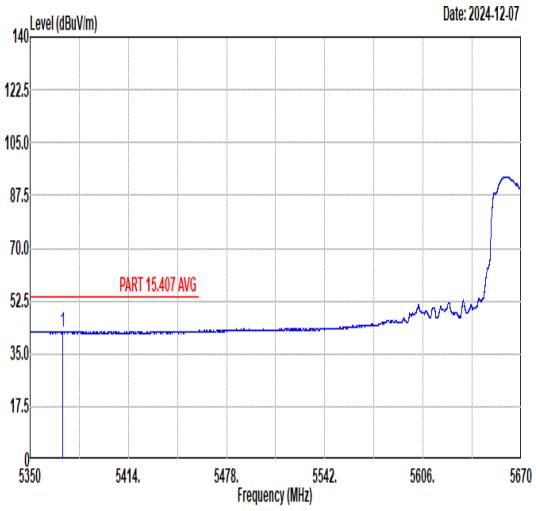 Freq Level Limit Line Margin (dB) Read Level Ant Factor Cable Loss Preamp Factor APos TPos Remark MHz dBuV/m dBuV/m dBuV dB/m dB dB cm deg 1 5371.31 42.52 54.00 -11.48 28.20 36.06 10.93 32.67 400 333 AVERAGE	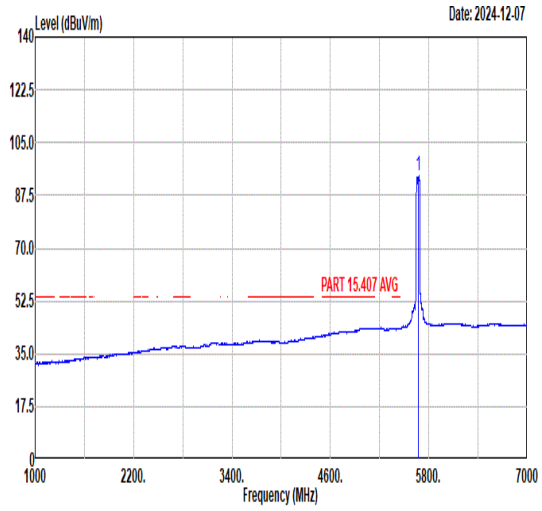 Freq Level Limit Line Margin (dB) Read Level Ant Factor Cable Loss Preamp Factor APos TPos Remark MHz dBuV/m dBuV/m dBuV dB/m dB dB cm deg 1 5670.00 94.22 ------ ------ 78.75 36.57 11.67 32.77 400 333 AVERAGE

Mode	25	
	Band Edge - R	
	U-NII-2C_5.47-5.725_802.11be EHT40_CH134_Full_5670MHz	
ANT	5+7	
Pol.	Vertical	Fundamental
Peak	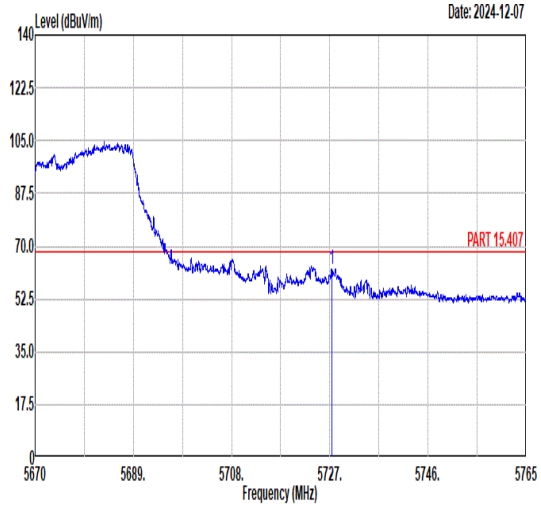 Freq Level Limit Line Margin (dB) Read Level Ant Factor Cable Loss Preamp Factor APos TPos Remark MHz dBuV/m dBuV/m dBuV dB/m dB dB cm deg 1 5727.44 62.49 68.30 -5.81 46.98 36.65 11.65 32.79 400 333 PEAK	Blank

Mode	25	
	Harmonic	
	U-NII-2C_5.47-5.725_802.11be EHT40_CH134_Full_5670MHz	
ANT	5+7	
Pol.	Horizontal	Vertical
Peak Avg	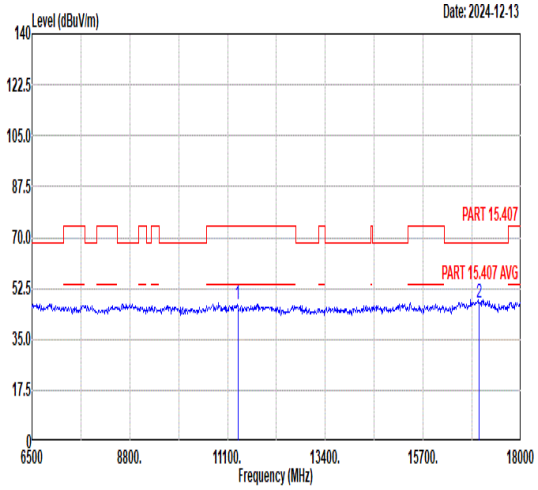 Freq Level Limit Line Margin Read Level Ant Factor Cable Loss Preamp Factor APos TPos Remark MHz dBuV/m dBuV/m dB dBuV dB/m dB dB cm deg 1 11340.00 46.77 74.00 -27.23 44.38 38.14 14.74 50.49 --- --- Peak 2 17010.00 47.70 68.30 -20.60 39.89 42.82 17.51 52.52 --- --- Peak	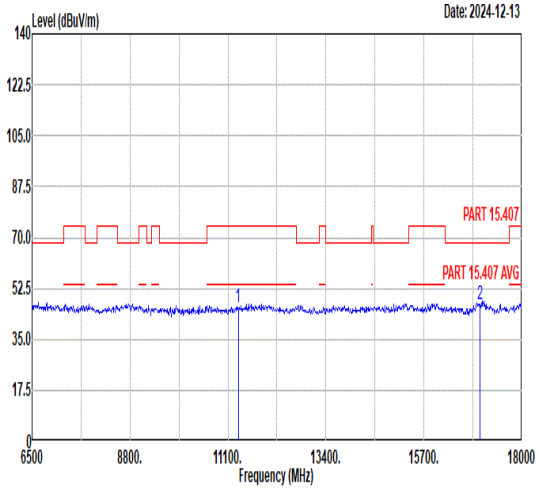 Freq Level Limit Line Margin Read Level Ant Factor Cable Loss Preamp Factor APos TPos Remark MHz dBuV/m dBuV/m dB dBuV dB/m dB dB cm deg 1 11340.00 46.04 74.00 -27.96 43.65 38.14 14.74 50.49 --- --- Peak 2 17010.00 47.00 68.30 -21.30 39.19 42.82 17.51 52.52 --- --- Peak

Mode	26	
	Band Edge - L	
	U-NII-1_5.15-5.25_802.11be EHT80_CH42_Full_5210MHz	
ANT	5+7	
Pol.	Horizontal	Fundamental
Peak	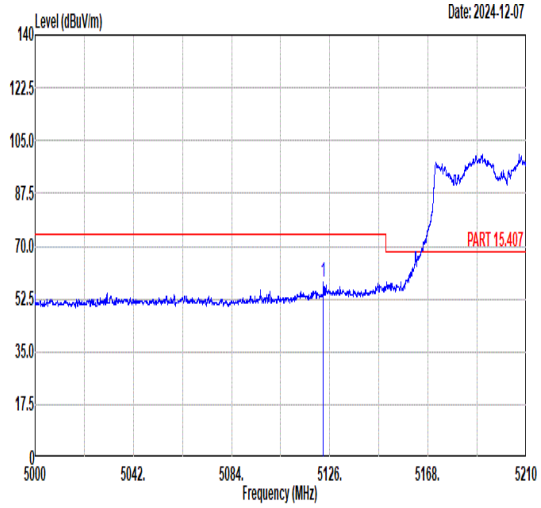 Freq Level Limit Line Margin (dB) Read Level Ant Factor Cable Loss Preamp Factor APos TPos Remark MHz dBuV/m dBuV/m dBuV dB/m dB dB cm deg 1 5123.19 57.98 74.00 -16.02 43.75 35.75 11.10 32.62 151 133 PEAK	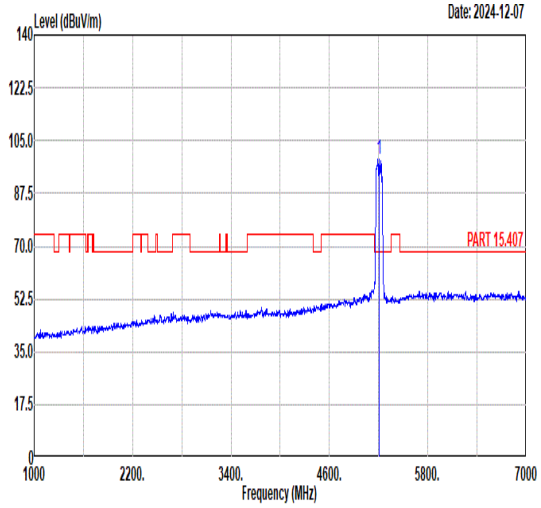 Freq Level Limit Line Margin (dB) Read Level Ant Factor Cable Loss Preamp Factor APos TPos Remark MHz dBuV/m dBuV/m dBuV dB/m dB dB cm deg 1 5210.00 98.79 ------ ------ 84.58 35.80 11.05 32.64 151 133 PEAK
Avg	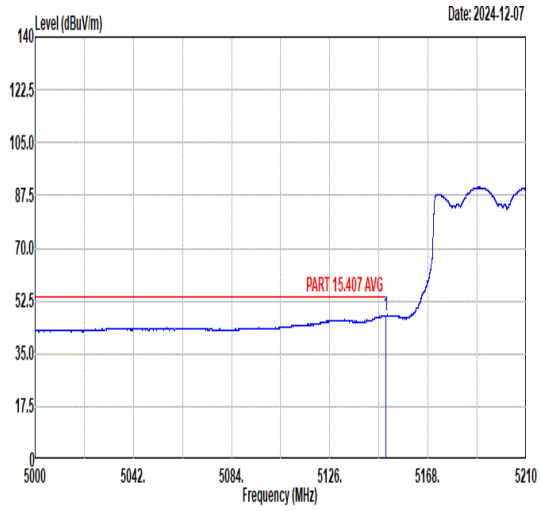 Freq Level Limit Line Margin (dB) Read Level Ant Factor Cable Loss Preamp Factor APos TPos Remark MHz dBuV/m dBuV/m dBuV dB/m dB dB cm deg 1 5149.84 47.77 54.00 -6.23 33.61 35.70 11.09 32.63 151 133 AVERAGE	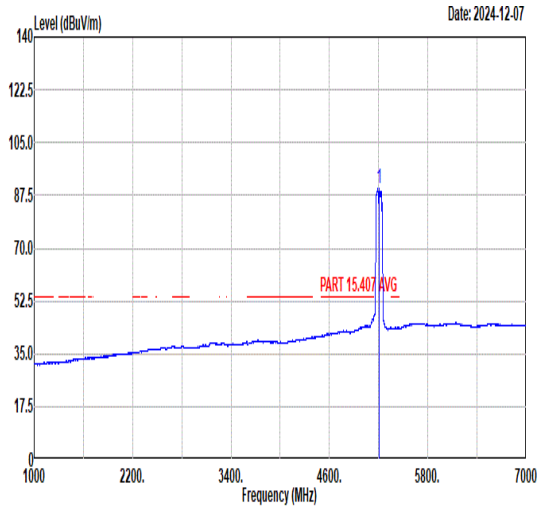 Freq Level Limit Line Margin (dB) Read Level Ant Factor Cable Loss Preamp Factor APos TPos Remark MHz dBuV/m dBuV/m dBuV dB/m dB dB cm deg 1 5210.00 89.98 ------ ------ 75.78 35.77 11.07 32.64 151 133 AVERAGE

Mode	26	
	Band Edge - R	
	U-NII-1_5.15-5.25_802.11be EHT80_CH42_Full_5210MHz	
ANT	5+7	
Pol.	Horizontal	Fundamental
Peak	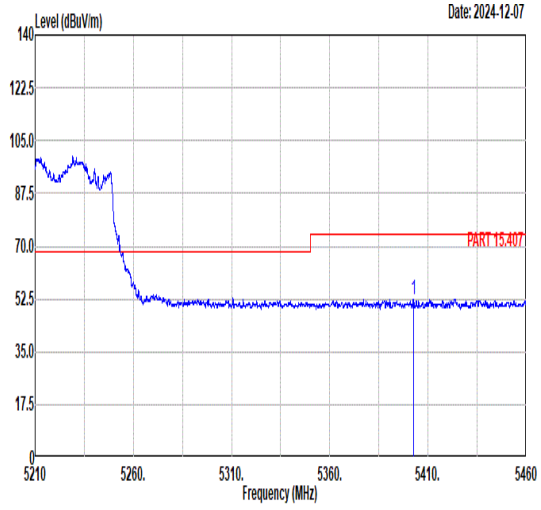 Freq Level Limit Line Margin (dB) Read Level Ant Factor Cable Loss Preamp Factor APos TPos Remark MHz dBuV/m dBuV/m dBuV dB/m dB dB cm deg 1 5402.58 52.45 74.00 -21.55 38.24 35.99 10.90 32.68 151 133 PEAK	Blank
Avg	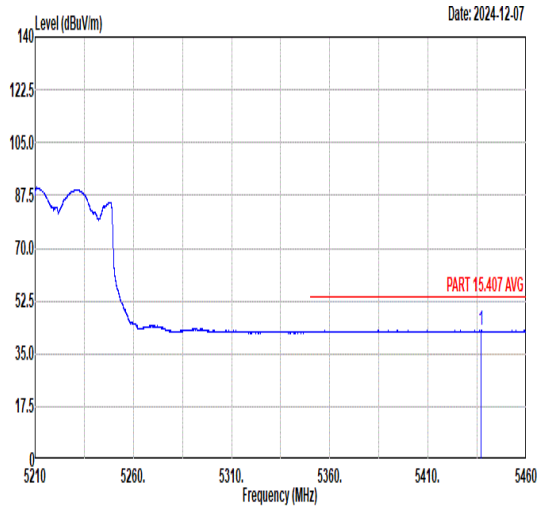 Freq Level Limit Line Margin (dB) Read Level Ant Factor Cable Loss Preamp Factor APos TPos Remark MHz dBuV/m dBuV/m dBuV dB/m dB dB cm deg 1 5436.88 42.65 54.00 -11.35 28.39 35.93 11.02 32.69 151 133 AVERAGE	Blank

Mode	26	
	Band Edge - L	
	U-NII-1_5.15-5.25_802.11be EHT80_CH42_Full_5210MHz	
ANT	5+7	
Pol.	Vertical	Fundamental
Peak	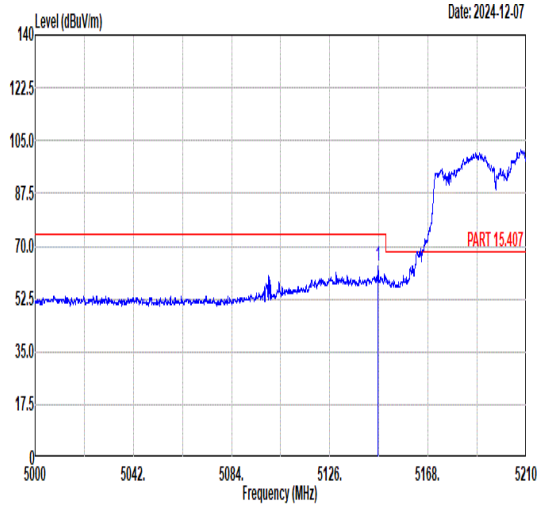 Freq Level Limit Line Margin (dB) Read Level Ant Factor Cable Loss Preamp Factor APos TPos Remark MHz dBuV/m dBuV/m dBuV dB/m dB dB cm deg 1 5146.69 63.59 74.00 -10.41 49.42 35.71 11.09 32.63 394 297 PEAK	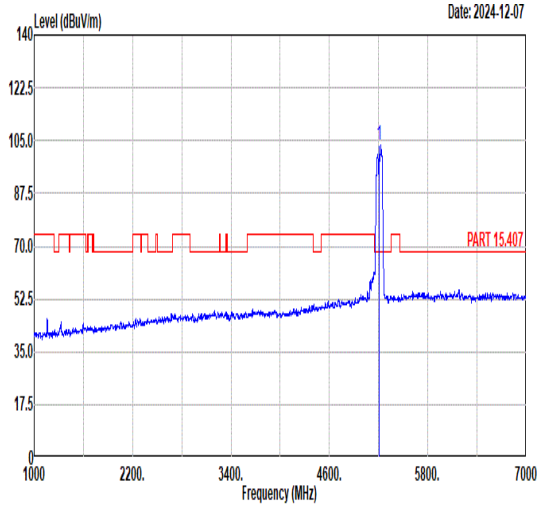 Freq Level Limit Line Margin (dB) Read Level Ant Factor Cable Loss Preamp Factor APos TPos Remark MHz dBuV/m dBuV/m dBuV dB/m dB dB cm deg 1 5210.00 103.47 ------ ------ 89.28 35.80 11.04 32.65 394 297 PEAK
Avg	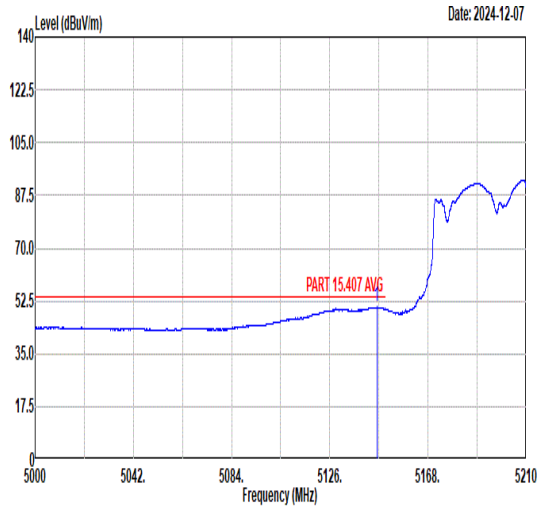 Freq Level Limit Line Margin (dB) Read Level Ant Factor Cable Loss Preamp Factor APos TPos Remark MHz dBuV/m dBuV/m dBuV dB/m dB dB cm deg 1 5146.06 50.46 54.00 -3.54 36.29 35.71 11.09 32.63 394 297 AVERAGE	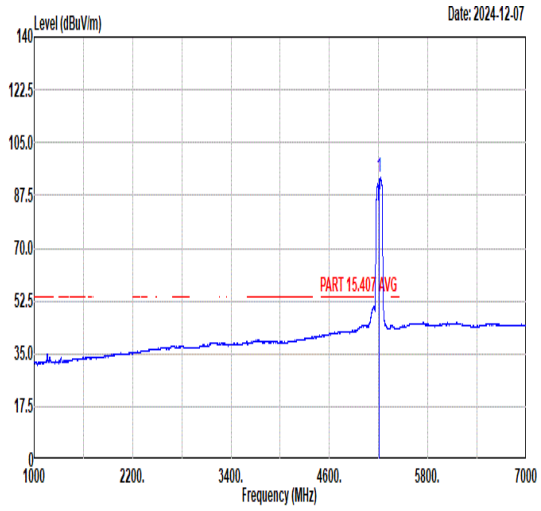 Freq Level Limit Line Margin (dB) Read Level Ant Factor Cable Loss Preamp Factor APos TPos Remark MHz dBuV/m dBuV/m dBuV dB/m dB dB cm deg 1 5210.00 93.62 ------ ------ 79.43 35.80 11.04 32.65 394 297 AVERAGE

Mode	26	
	Band Edge - R	
	U-NII-1_5.15-5.25_802.11be EHT80_CH42_Full_5210MHz	
ANT	5+7	
Pol.	Vertical	Fundamental
Peak	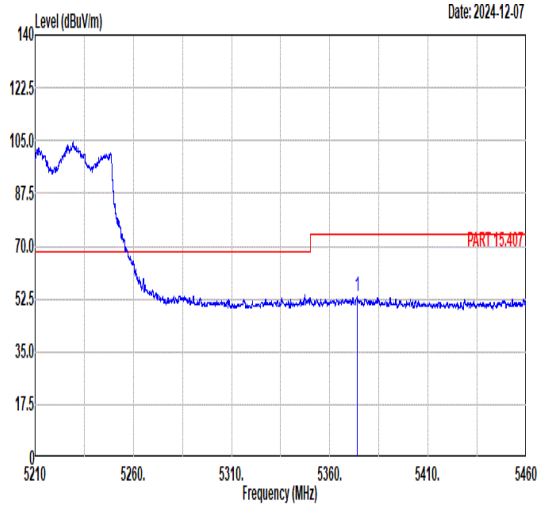 Freq Level Limit Line Margin (dB) Read Level Ant Factor Cable Loss Preamp Factor APos TPos Remark MHz dBuV/m dBuV/m dBuV dB/m dB dB cm deg 1 5373.88 53.34 74.00 -20.66 39.03 36.05 10.93 32.67 394 297 PEAK	Blank
Avg	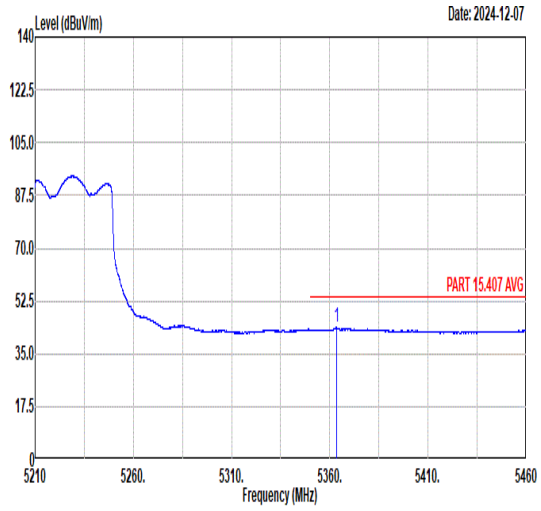 Freq Level Limit Line Margin (dB) Read Level Ant Factor Cable Loss Preamp Factor APos TPos Remark MHz dBuV/m dBuV/m dBuV dB/m dB dB cm deg 1 5363.38 43.65 54.00 -10.35 29.32 36.07 10.93 32.67 394 297 AVERAGE	Blank

Mode	26	
	Harmonic	
	U-NII-1_5.15-5.25_802.11be EHT80_CH42_Full_5210MHz	
ANT	5+7	
Pol.	Horizontal	Vertical
Peak Avg	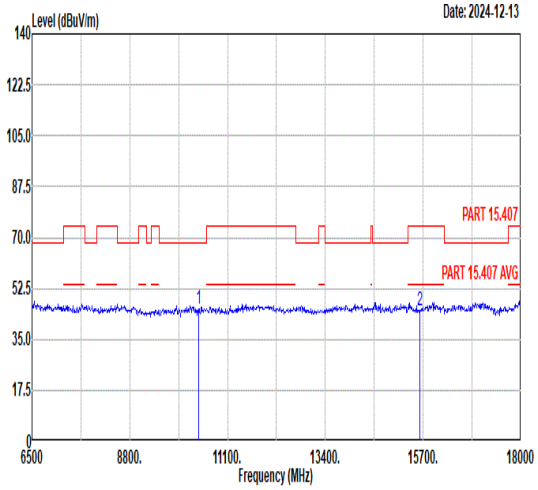 Freq Level Limit Line Margin Read Level Ant Factor Cable Loss Preamp Factor APos TPos Remark MHz dBuV/m dBuV/m dB dBuV dB/m dB dB cm deg 1 10420.00 45.47 68.30 -22.83 44.58 38.12 14.19 51.42 --- --- Peak 2 15630.00 45.13 74.00 -28.87 40.00 40.60 16.92 52.39 --- --- Peak	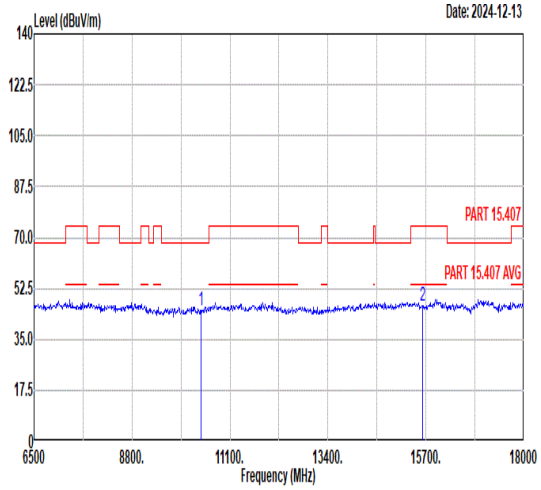 Freq Level Limit Line Margin Read Level Ant Factor Cable Loss Preamp Factor APos TPos Remark MHz dBuV/m dBuV/m dB dBuV dB/m dB dB cm deg 1 10420.00 44.92 68.30 -23.38 44.03 38.12 14.19 51.42 --- --- Peak 2 15630.00 46.53 74.00 -27.47 41.40 40.60 16.92 52.39 --- --- Peak

Mode	27	
	Band Edge - L	
	U-NII-2A_5.25-5.35_802.11be EHT80_CH58_Full_5290MHz	
ANT	5+7	
Pol.	Horizontal	Fundamental
Peak	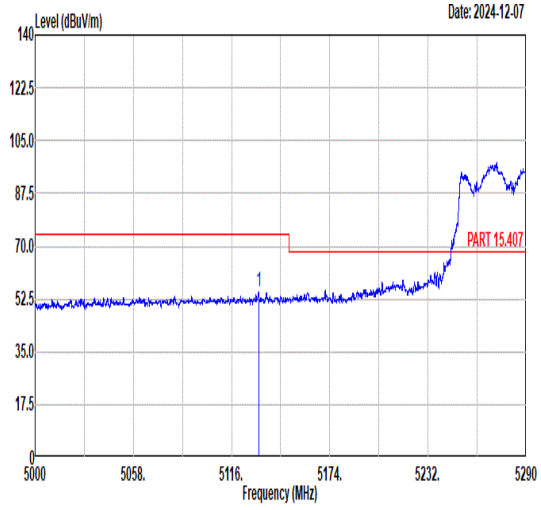 Freq Level Limit Line Margin (dB) Read Level Ant Factor Cable Loss Preamp Factor APos TPos Remark MHz dBuV/m dBuV/m dBuV dB/m dB dB cm deg 1 5132.10 54.92 74.00 -19.08 40.71 35.74 11.10 32.63 159 132 PEAK	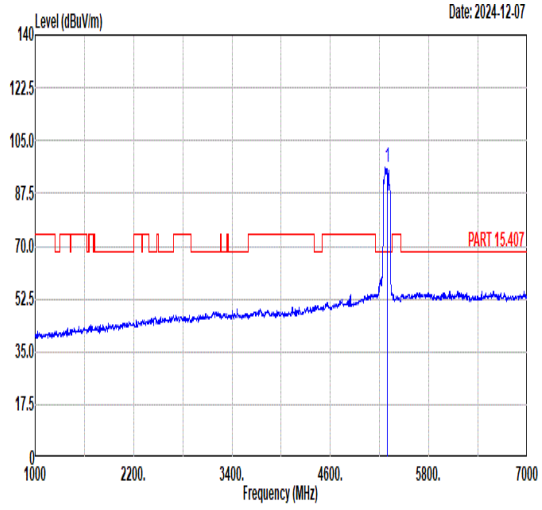 Freq Level Limit Line Margin (dB) Read Level Ant Factor Cable Loss Preamp Factor APos TPos Remark MHz dBuV/m dBuV/m dBuV dB/m dB dB cm deg 1 5290.00 95.92 ------ ------ 81.76 35.80 11.01 32.65 159 132 PEAK
Avg	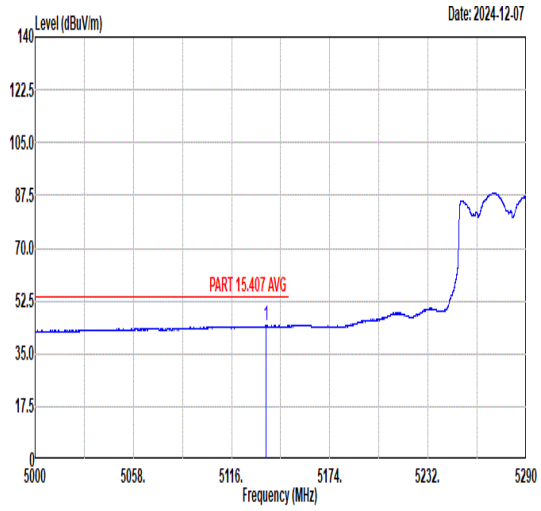 Freq Level Limit Line Margin (dB) Read Level Ant Factor Cable Loss Preamp Factor APos TPos Remark MHz dBuV/m dBuV/m dBuV dB/m dB dB cm deg 1 5136.18 44.52 54.00 -9.48 30.33 35.73 11.09 32.63 159 132 AVERAGE	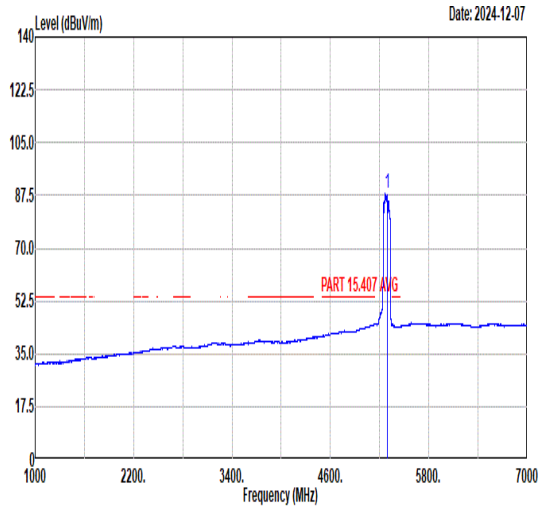 Freq Level Limit Line Margin (dB) Read Level Ant Factor Cable Loss Preamp Factor APos TPos Remark MHz dBuV/m dBuV/m dBuV dB/m dB dB cm deg 1 5290.00 88.03 ------ ------ 73.87 35.80 11.01 32.65 159 132 AVERAGE

Mode	27	
	Band Edge - R	
	U-NII-2A_5.25-5.35_802.11be EHT80_CH58_Full_5290MHz	
ANT	5+7	
Pol.	Horizontal	Fundamental
Peak	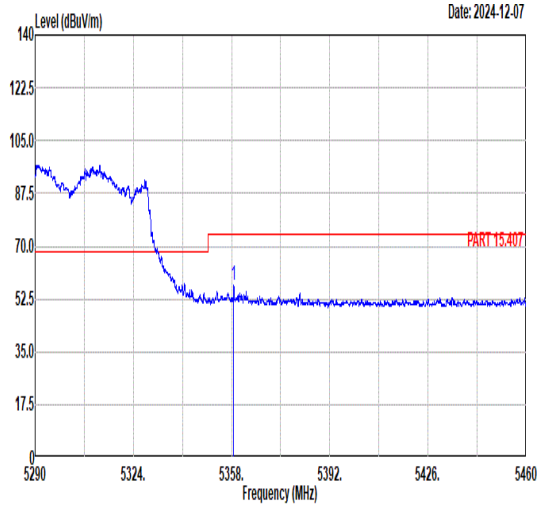 Freq Level Limit Line Margin (dB) Read Level Ant Factor Cable Loss Preamp Factor APos TPos Remark MHz dBuV/m dBuV/m dBuV dB/m dB dB cm deg 1 5358.77 57.04 74.00 -16.96 42.69 36.08 10.94 32.67 159 132 PEAK	Blank
Avg	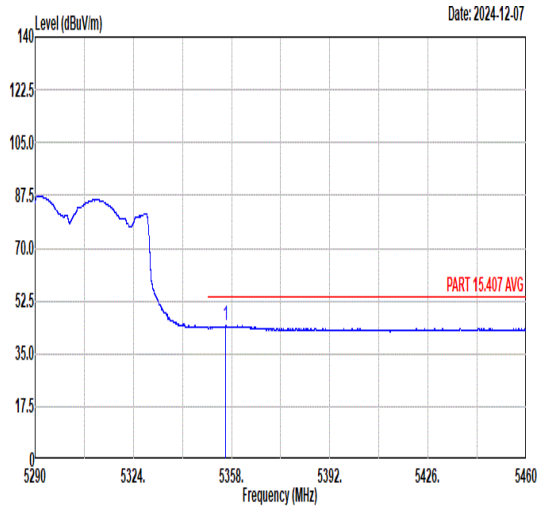 Freq Level Limit Line Margin (dB) Read Level Ant Factor Cable Loss Preamp Factor APos TPos Remark MHz dBuV/m dBuV/m dBuV dB/m dB dB cm deg 1 5356.03 44.46 54.00 -9.54 30.10 36.09 10.94 32.67 159 132 AVERAGE	Blank

Mode	27	
	Band Edge - L	
	U-NII-2A_5.25-5.35_802.11be EHT80_CH58_Full_5290MHz	
ANT	5+7	
Pol.	Vertical	Fundamental
Peak	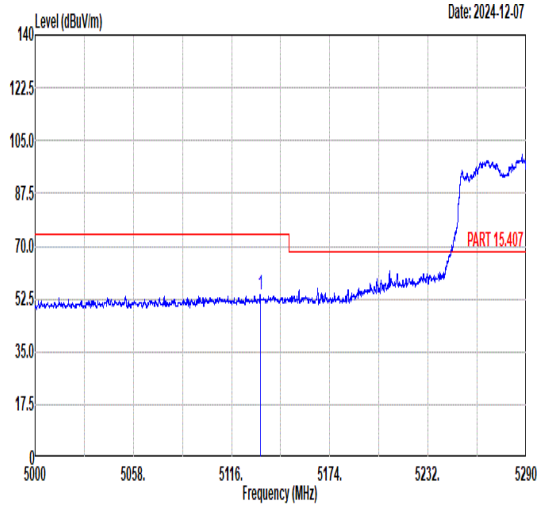 Freq Level Limit Line Margin (dB) Read Level Ant Factor Cable Loss Preamp Factor APos TPos Remark MHz dBuV/m dBuV/m dBuV dB/m dB dB cm deg 1 5132.97 53.89 74.00 -20.11 39.70 35.73 11.09 32.63 237 322 PEAK	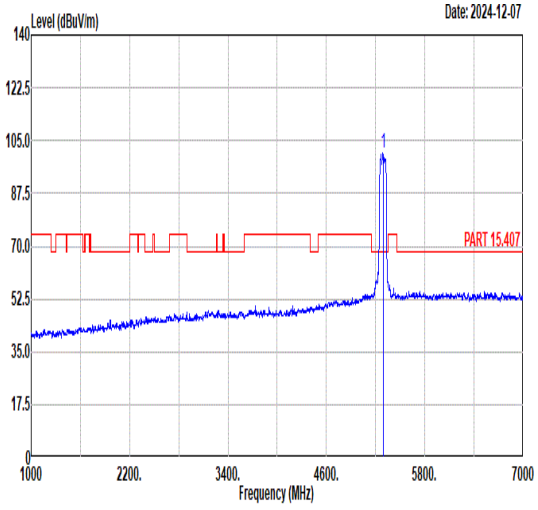 Freq Level Limit Line Margin (dB) Read Level Ant Factor Cable Loss Preamp Factor APos TPos Remark MHz dBuV/m dBuV/m dBuV dB/m dB dB cm deg 1 5290.00 100.90 ------ ------ 86.77 35.80 10.99 32.66 237 322 PEAK
Avg	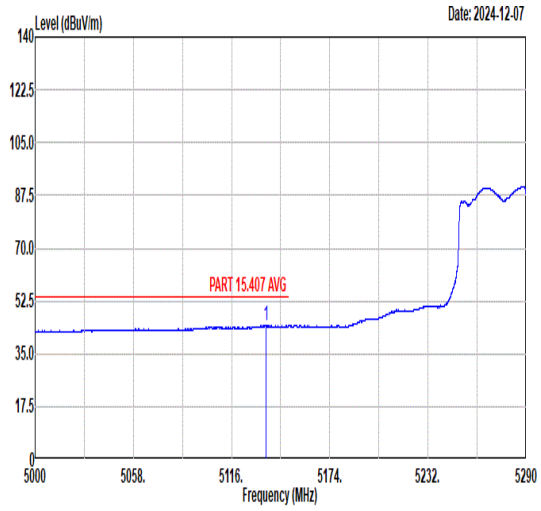 Freq Level Limit Line Margin (dB) Read Level Ant Factor Cable Loss Preamp Factor APos TPos Remark MHz dBuV/m dBuV/m dBuV dB/m dB dB cm deg 1 5136.18 44.56 54.00 -9.44 30.37 35.73 11.09 32.63 237 322 AVERAGE	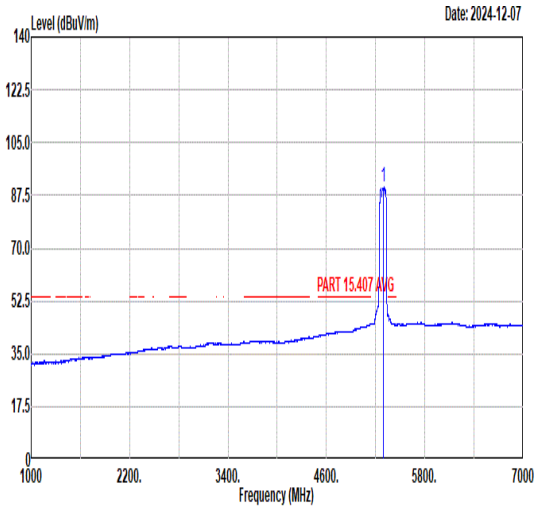 Freq Level Limit Line Margin (dB) Read Level Ant Factor Cable Loss Preamp Factor APos TPos Remark MHz dBuV/m dBuV/m dBuV dB/m dB dB cm deg 1 5290.00 90.31 ------ ------ 76.16 35.83 10.98 32.66 237 322 AVERAGE

Mode	27	
	Band Edge - R	
	U-NII-2A_5.25-5.35_802.11be EHT80_CH58_Full_5290MHz	
ANT	5+7	
Pol.	Vertical	Fundamental
Peak	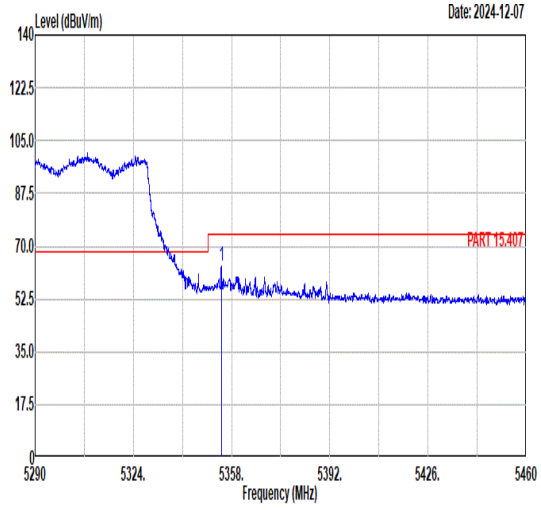 Freq Level Limit Line Margin (dB) Read Level Ant Factor Cable Loss Preamp Factor APos TPos Remark MHz dBuV/m dBuV/m dBuV dB/m dB dB cm deg 1 5354.52 63.42 74.00 -10.58 49.06 36.09 10.94 32.67 237 322 PEAK	Blank
Avg	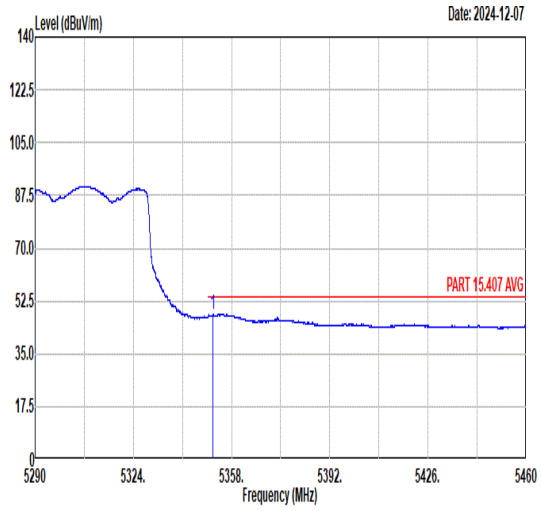 Freq Level Limit Line Margin (dB) Read Level Ant Factor Cable Loss Preamp Factor APos TPos Remark MHz dBuV/m dBuV/m dBuV dB/m dB dB cm deg 1 5351.47 48.32 54.00 -5.68 33.95 36.10 10.94 32.67 237 322 AVERAGE	Blank

Mode	27	
	Harmonic	
	U-NII-2A_5.25-5.35_802.11be EHT80_CH58_Full_5290MHz	
ANT	5+7	
Pol.	Horizontal	Vertical
Peak Avg	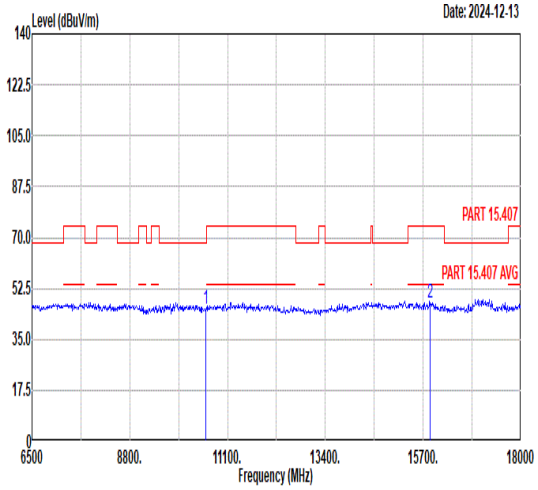 Freq Level Limit Line Margin Read Level Ant Factor Cable Loss Preamp Factor APos TPos Remark MHz dBuV/m dBuV/m dB dBuV dB/m dB dB cm deg 1 10580.00 45.17 68.30 -23.13 44.00 38.20 14.29 51.32 --- --- Peak 2 15870.00 47.49 74.00 -26.51 42.45 40.84 17.11 52.91 --- --- Peak	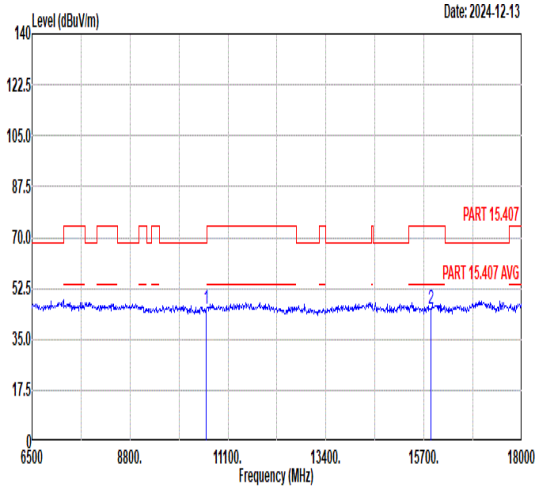 Freq Level Limit Line Margin Read Level Ant Factor Cable Loss Preamp Factor APos TPos Remark MHz dBuV/m dBuV/m dB dBuV dB/m dB dB cm deg 1 10580.00 45.49 68.30 -22.81 44.32 38.20 14.29 51.32 --- --- Peak 2 15870.00 45.66 74.00 -28.34 40.62 40.84 17.11 52.91 --- --- Peak

Mode	28	
	Band Edge - L	
	U-NII-2C_5.47-5.725_802.11be EHT80_CH106_Full_5530MHz	
ANT	5+7	
Pol.	Horizontal	Fundamental
Peak	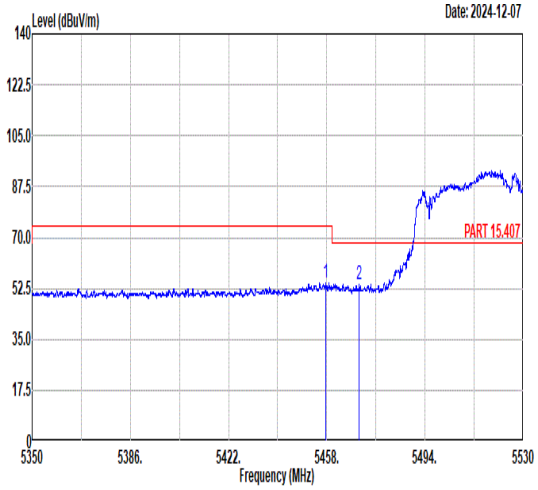 Freq Level Limit Line Margin (dB) Read Level Ant Factor Cable Loss Preamp Factor APos TPos Remark MHz dBuV/m dBuV/m dBuV dB/m dB dB cm deg 1 5457.55 54.53 74.00 -19.47 40.18 35.93 11.11 32.69 400 331 PEAK 2 5469.81 54.10 68.30 -14.20 39.65 35.98 11.16 32.69 400 331 PEAK	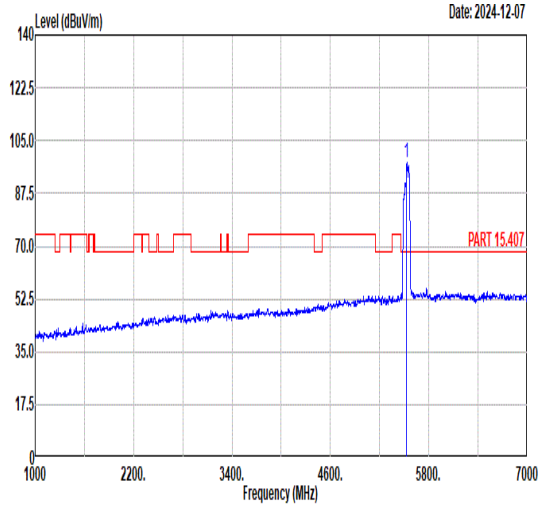 Freq Level Limit Line Margin (dB) Read Level Ant Factor Cable Loss Preamp Factor APos TPos Remark MHz dBuV/m dBuV/m dBuV dB/m dB dB cm deg 1 5530.00 97.69 ------ ------ 82.78 36.18 11.45 32.72 400 331 PEAK
Avg	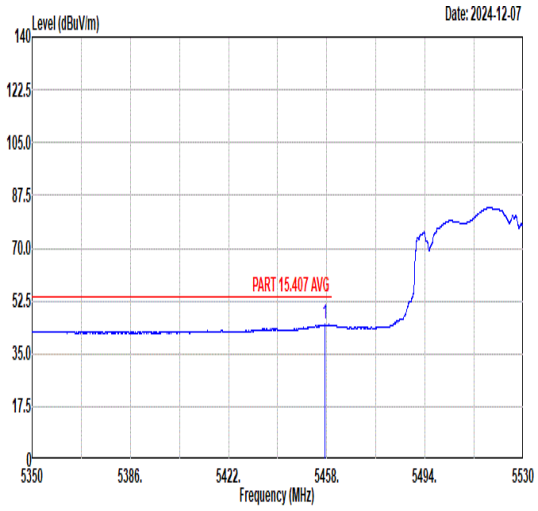 Freq Level Limit Line Margin (dB) Read Level Ant Factor Cable Loss Preamp Factor APos TPos Remark MHz dBuV/m dBuV/m dBuV dB/m dB dB cm deg 1 5457.21 44.72 54.00 -9.28 30.37 35.93 11.11 32.69 400 331 AVERAGE	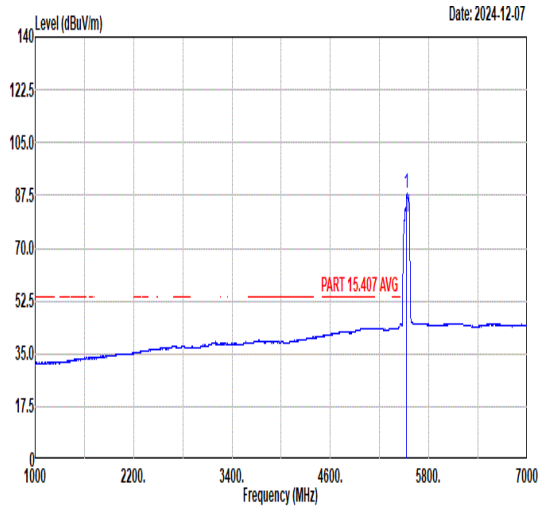 Freq Level Limit Line Margin (dB) Read Level Ant Factor Cable Loss Preamp Factor APos TPos Remark MHz dBuV/m dBuV/m dBuV dB/m dB dB cm deg 1 5530.00 87.96 ------ ------ 73.08 36.17 11.42 32.71 400 331 AVERAGE

Mode	28	
	Band Edge - R	
	U-NII-2C_5.47-5.725_802.11be EHT80_CH106_Full_5530MHz	
ANT	5+7	
Pol.	Horizontal	Fundamental
Peak	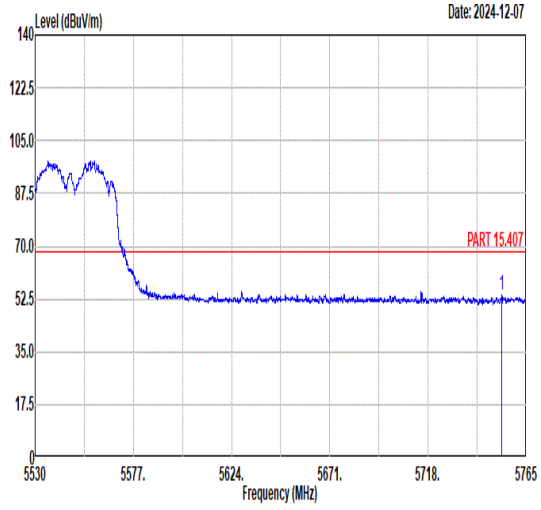 Freq Level Limit Line Margin (dB) Read Level Ant Factor Cable Loss Preamp Factor APos TPos Remark MHz dBuV/m dBuV/m dBuV dB/m dB dB cm deg 1 5753.37 53.82 68.30 -14.48 38.29 36.69 11.64 32.80 400 331 PEAK	Blank

Mode	28	
	Band Edge - L	
	U-NII-2C_5.47-5.725_802.11be EHT80_CH106_Full_5530MHz	
ANT	5+7	
Pol.	Vertical	Fundamental
Peak	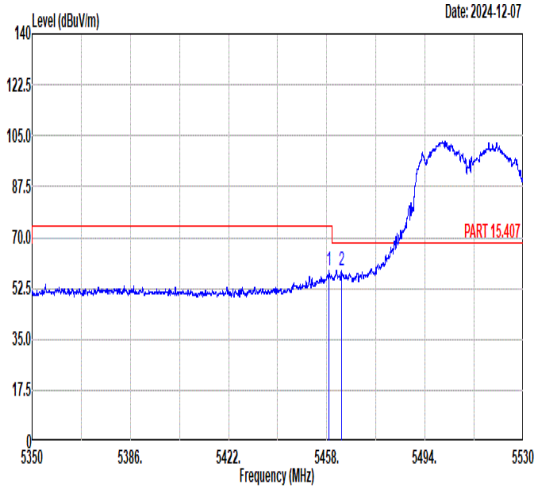 Freq Level Limit Line Margin (dB) Read Level Ant Factor Cable Loss Preamp Factor APos TPos Remark MHz dBuV/m dBuV/m dBuV dB/m dB dB cm deg 1 5458.81 58.50 74.00 -15.50 44.13 35.94 11.12 32.69 400 360 PEAK 2 5463.31 58.84 68.30 -9.46 44.45 35.95 11.13 32.69 400 360 PEAK	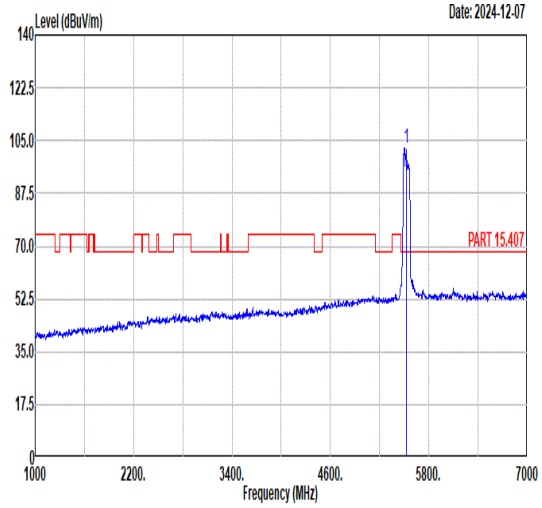 Freq Level Limit Line Margin (dB) Read Level Ant Factor Cable Loss Preamp Factor APos TPos Remark MHz dBuV/m dBuV/m dBuV dB/m dB dB cm deg 1 5530.00 102.35 ------ ------ 87.64 36.11 11.30 32.70 400 360 PEAK
Avg	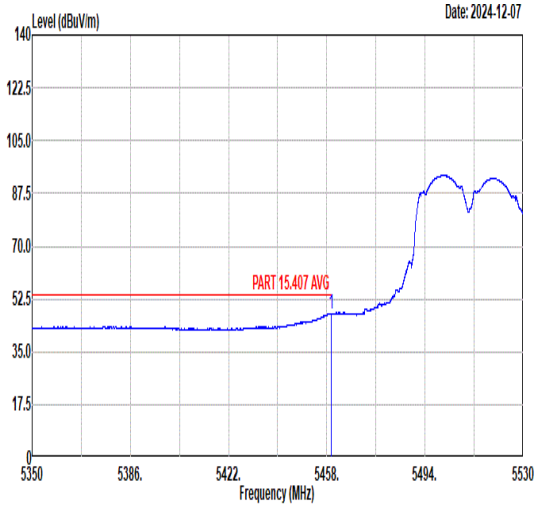 Freq Level Limit Line Margin (dB) Read Level Ant Factor Cable Loss Preamp Factor APos TPos Remark MHz dBuV/m dBuV/m dBuV dB/m dB dB cm deg 1 5459.55 47.61 54.00 -6.39 33.24 35.94 11.12 32.69 400 360 AVERAGE	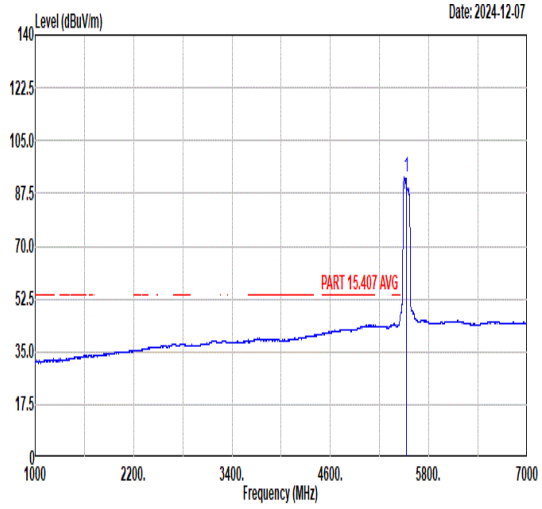 Freq Level Limit Line Margin (dB) Read Level Ant Factor Cable Loss Preamp Factor APos TPos Remark MHz dBuV/m dBuV/m dBuV dB/m dB dB cm deg 1 5530.00 93.22 ------ ------ 78.56 36.09 11.27 32.70 400 360 AVERAGE

Mode	28	
	Band Edge - R	
	U-NII-2C_5.47-5.725_802.11be EHT80_CH106_Full_5530MHz	
ANT	5+7	
Pol.	Vertical	Fundamental
Peak	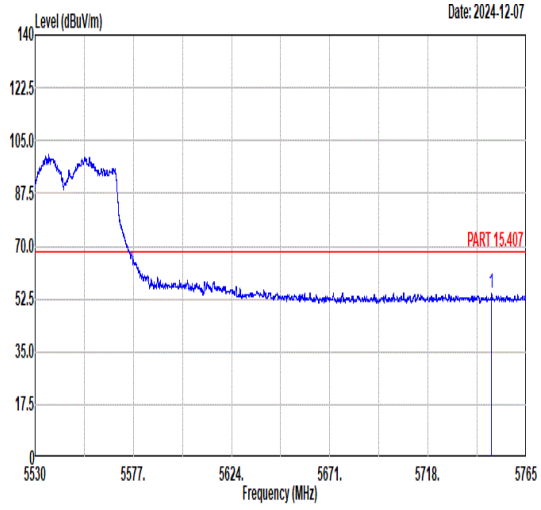 Freq Level Limit Line Margin (dB) Read Level Ant Factor Cable Loss Preamp Factor APos TPos Remark MHz dBuV/m dBuV/m dBuV dB/m dB dB cm deg 1 5748.46 54.22 68.30 -14.08 38.68 36.70 11.64 32.80 400 360 PEAK	Blank

Mode	28	
	Harmonic	
	U-NII-2C_5.47-5.725_802.11be EHT80_CH106_Full_5530MHz	
ANT	5+7	
Pol.	Horizontal	Vertical
Peak Avg	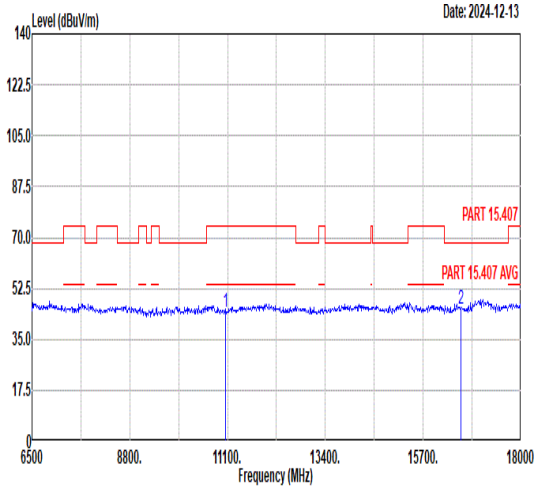 Freq Level Limit Line Margin Read Level Ant Factor Cable Loss Preamp Factor APos TPos Remark MHz dBuV/m dBuV/m dB dBuV dB/m dB dB cm deg 1 11060.00 44.23 74.00 -29.77 42.48 38.00 14.58 50.83 --- --- Peak 2 16590.00 45.65 68.30 -22.65 39.96 41.29 17.39 52.99 --- --- Peak	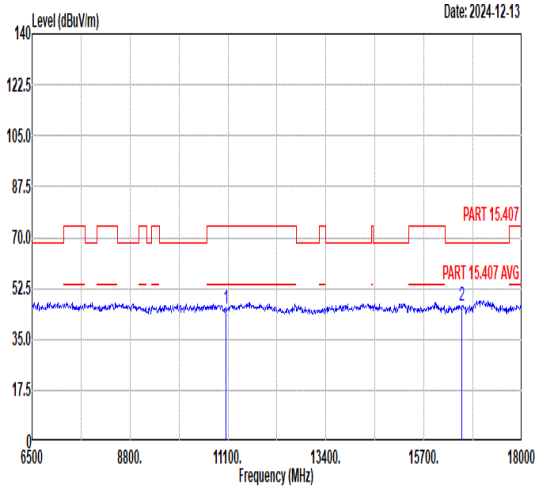 Freq Level Limit Line Margin Read Level Ant Factor Cable Loss Preamp Factor APos TPos Remark MHz dBuV/m dBuV/m dB dBuV dB/m dB dB cm deg 1 11060.00 45.36 74.00 -28.64 43.61 38.00 14.58 50.83 --- --- Peak 2 16590.00 46.37 68.30 -21.93 40.68 41.29 17.39 52.99 --- --- Peak

Mode	29	
	Band Edge - L	
	U-NII-2C_5.47-5.725_802.11be EHT80_CH122_Full_5610MHz	
ANT	5+7	
Pol.	Horizontal	Fundamental
Peak	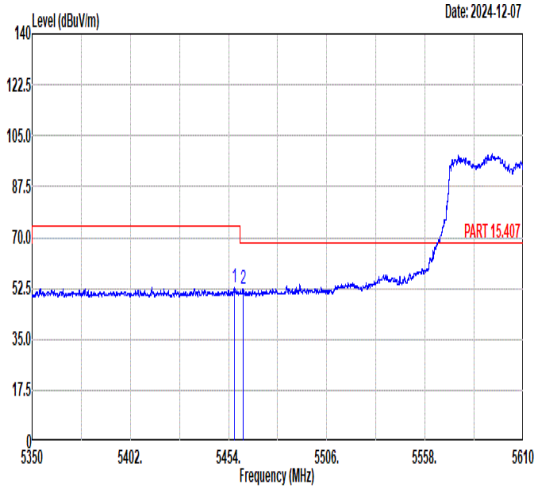 Freq Level Limit Line Margin (dB) Read Level Ant Factor Cable Loss Preamp Factor APos TPos Remark MHz dBuV/m dBuV/m dBuV dB/m dB dB cm deg 1 5457.02 52.83 74.00 -21.17 38.48 35.93 11.11 32.69 100 135 PEAK 2 5461.67 52.29 68.30 -16.01 37.90 35.95 11.13 32.69 100 135 PEAK	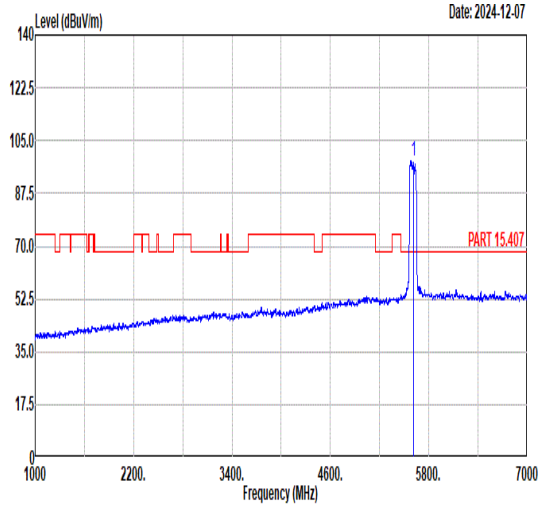 Freq Level Limit Line Margin (dB) Read Level Ant Factor Cable Loss Preamp Factor APos TPos Remark MHz dBuV/m dBuV/m dBuV dB/m dB dB cm deg 1 5610.00 98.02 ------ ------ 82.87 36.26 11.62 32.73 100 135 PEAK
Avg	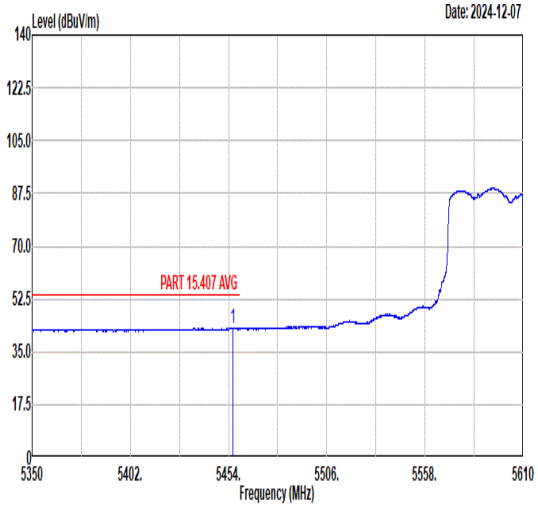 Freq Level Limit Line Margin (dB) Read Level Ant Factor Cable Loss Preamp Factor APos TPos Remark MHz dBuV/m dBuV/m dBuV dB/m dB dB cm deg 1 5456.21 42.87 54.00 -11.13 28.54 35.92 11.10 32.69 100 135 AVERAGE	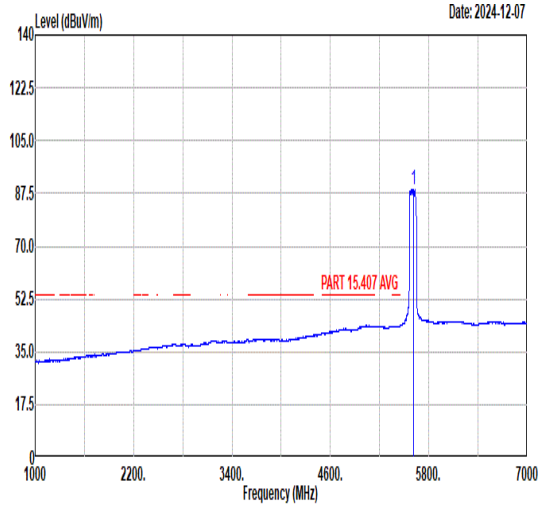 Freq Level Limit Line Margin (dB) Read Level Ant Factor Cable Loss Preamp Factor APos TPos Remark MHz dBuV/m dBuV/m dBuV dB/m dB dB cm deg 1 5610.00 89.01 ------ ------ 73.69 36.35 11.71 32.74 100 135 AVERAGE

Mode	29	
	Band Edge - R	
	U-NII-2C_5.47-5.725_802.11be EHT80_CH122_Full_5610MHz	
ANT	5+7	
Pol.	Horizontal	Fundamental
Peak	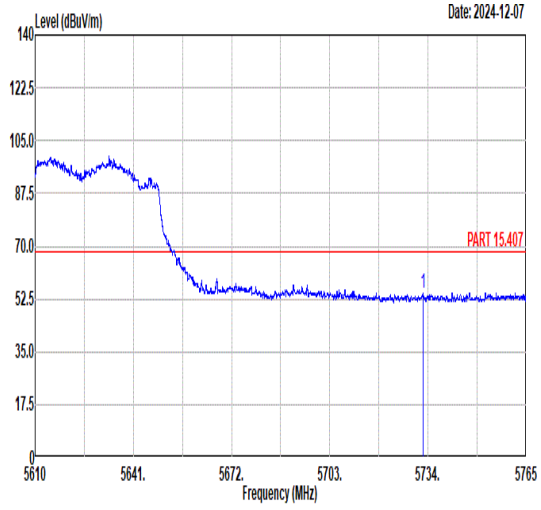 Freq Level Limit Line Margin (dB) Read Level Ant Factor Cable Loss Preamp Factor APos TPos Remark MHz dBuV/m dBuV/m dBuV dB/m dB dB cm deg 1 5732.37 54.51 68.30 -13.79 38.99 36.66 11.65 32.79 100 135 PEAK	Blank

Mode	29	
	Band Edge - L	
	U-NII-2C_5.47-5.725_802.11be EHT80_CH122_Full_5610MHz	
ANT	5+7	
Pol.	Vertical	Fundamental
Peak	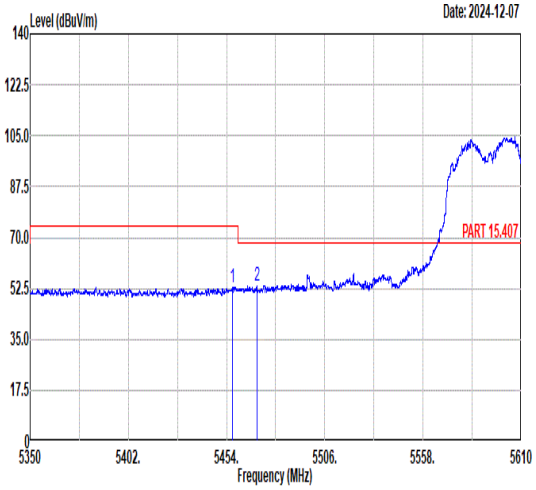 Freq Level Limit Line Margin (dB) Read Level Ant Factor Cable Loss Preamp Factor APos TPos Remark MHz dBuV/m dBuV/m dBuV dB/m dB dB cm deg 1 5457.28 53.00 74.00 -21.00 38.65 35.93 11.11 32.69 400 353 PEAK 2 5469.99 53.43 68.30 -14.87 38.98 35.98 11.16 32.69 400 353 PEAK	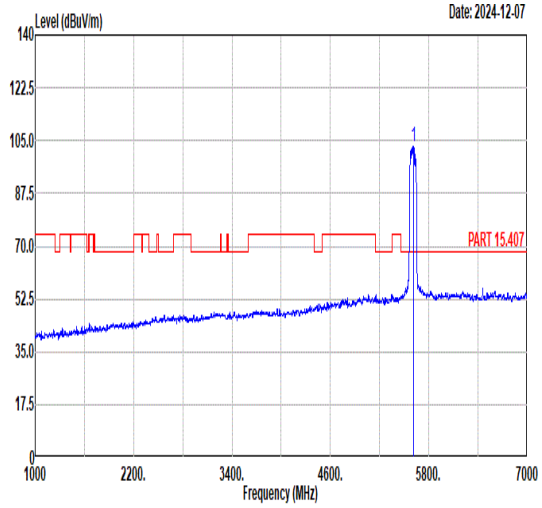 Freq Level Limit Line Margin (dB) Read Level Ant Factor Cable Loss Preamp Factor APos TPos Remark MHz dBuV/m dBuV/m dBuV dB/m dB dB cm deg 1 5610.00 103.21 ------ ------ 87.89 36.37 11.70 32.75 400 353 PEAK
Avg	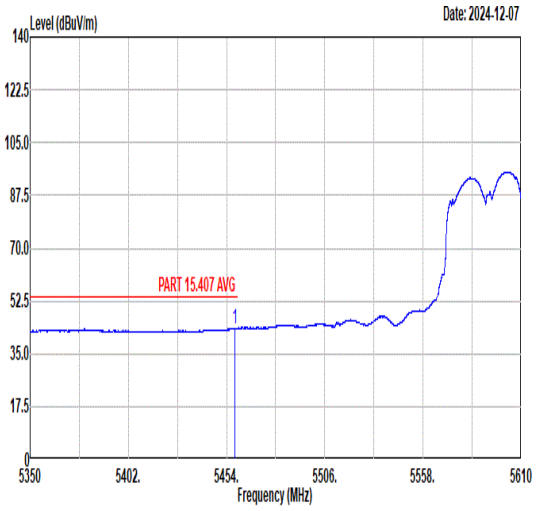 Freq Level Limit Line Margin (dB) Read Level Ant Factor Cable Loss Preamp Factor APos TPos Remark MHz dBuV/m dBuV/m dBuV dB/m dB dB cm deg 1 5458.55 43.51 54.00 -10.49 29.16 35.93 11.11 32.69 400 353 AVERAGE	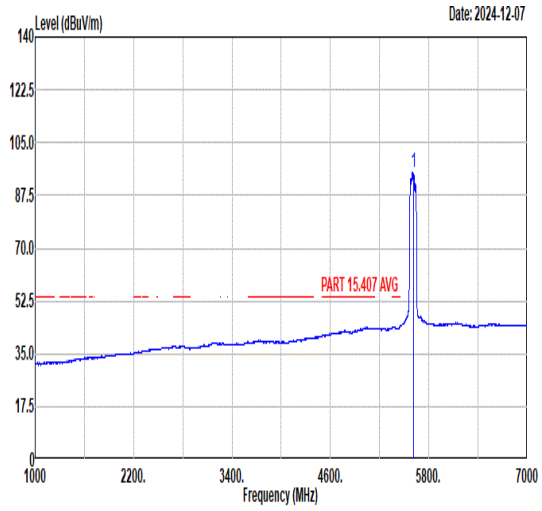 Freq Level Limit Line Margin (dB) Read Level Ant Factor Cable Loss Preamp Factor APos TPos Remark MHz dBuV/m dBuV/m dBuV dB/m dB dB cm deg 1 5610.00 95.15 ------ ------ 79.89 36.30 11.70 32.74 400 353 AVERAGE

Mode	29	
	Band Edge - R	
	U-NII-2C_5.47-5.725_802.11be EHT80_CH122_Full_5610MHz	
ANT	5+7	
Pol.	Vertical	Fundamental
Peak	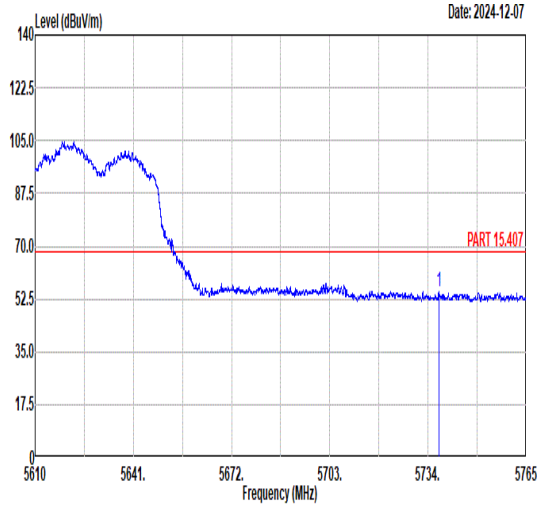 Freq Level Limit Line Margin (dB) Read Level Ant Factor Cable Loss Preamp Factor APos TPos Remark MHz dBuV/m dBuV/m dBuV dB/m dB dB cm deg 1 5737.44 54.76 68.30 -13.54 39.23 36.67 11.65 32.79 400 353 PEAK	Blank

Mode	29	
	Harmonic	
	U-NII-2C_5.47-5.725_802.11be EHT80_CH122_Full_5610MHz	
ANT	5+7	
Pol.	Horizontal	Vertical
Peak Avg	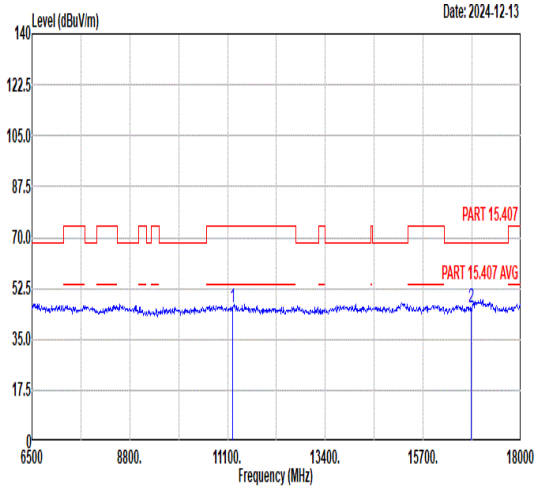 Freq Level Limit Line Margin Read Level Ant Factor Cable Loss Preamp Factor APos TPos Remark MHz dBuV/m dBuV/m dB dBuV dB/m dB dB cm deg 1 11220.00 45.84 74.00 -28.16 43.71 38.10 14.67 50.64 --- --- Peak 2 16830.00 45.99 68.30 -22.31 39.37 41.86 17.46 52.70 --- --- Peak	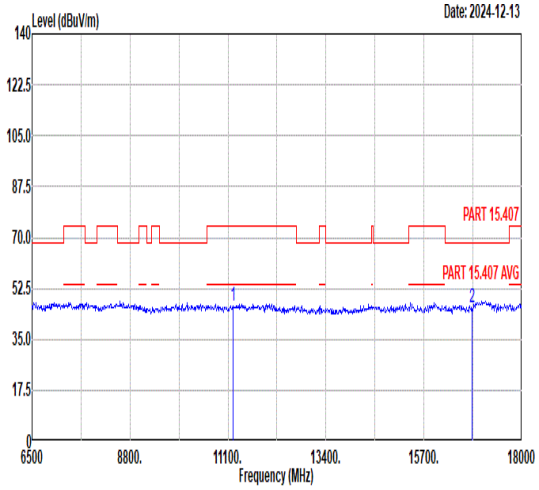 Freq Level Limit Line Margin Read Level Ant Factor Cable Loss Preamp Factor APos TPos Remark MHz dBuV/m dBuV/m dB dBuV dB/m dB dB cm deg 1 11220.00 46.37 74.00 -27.63 44.24 38.10 14.67 50.64 --- --- Peak 2 16830.00 45.79 68.30 -22.51 39.17 41.86 17.46 52.70 --- --- Peak

Mode	30	
	Band Edge - L	
	U-NII-1_5.15-5.35_802.11be EHT160_CH50_Full_5250MHz	
ANT	5+7	
Pol.	Horizontal	Fundamental
Peak	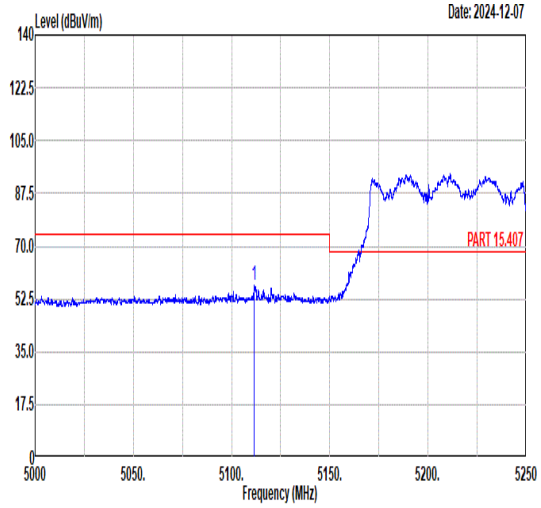 Freq Level Limit Line Margin (dB) Read Level Ant Factor Cable Loss Preamp Factor APos TPos Remark 1 5111.38 57.24 74.00 -16.76 42.97 35.78 11.11 32.62 154 132 PEAK	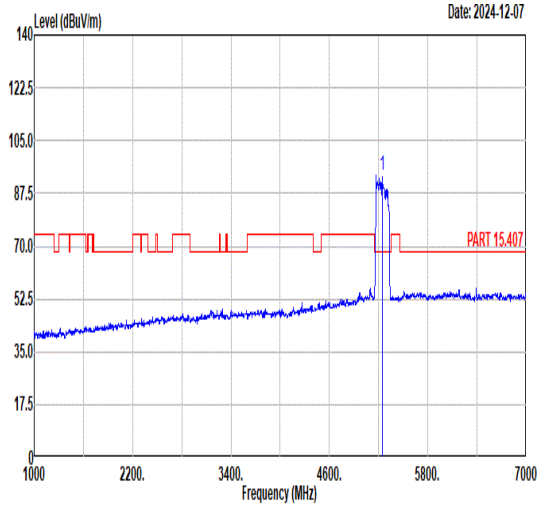 Freq Level Limit Line Margin (dB) Read Level Ant Factor Cable Loss Preamp Factor APos TPos Remark 1 5250.00 93.55 ------ ------ 79.36 35.74 11.08 32.63 154 132 PEAK
Avg	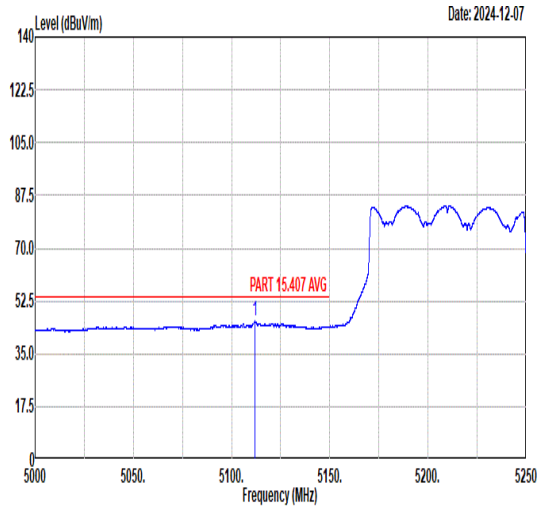 Freq Level Limit Line Margin (dB) Read Level Ant Factor Cable Loss Preamp Factor APos TPos Remark 1 5111.88 45.71 54.00 -8.29 31.44 35.78 11.11 32.62 154 132 AVERAGE	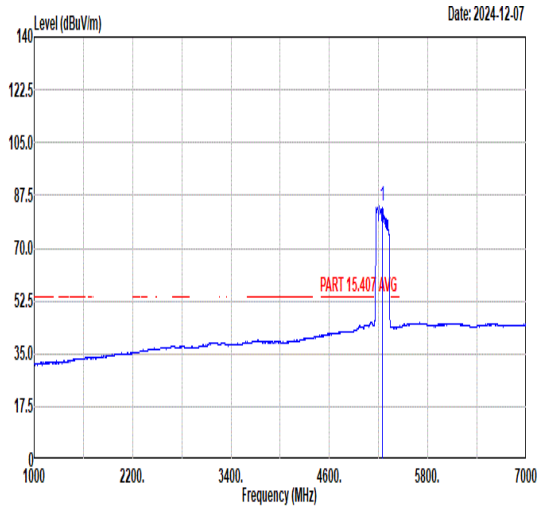 Freq Level Limit Line Margin (dB) Read Level Ant Factor Cable Loss Preamp Factor APos TPos Remark 1 5250.00 83.83 ------ ------ 69.62 35.80 11.05 32.64 154 132 AVERAGE

Mode	30	
	Band Edge - R	
	U-NII-1_5.15-5.35_802.11be EHT160_CH50_Full_5250MHz	
ANT	5+7	
Pol.	Horizontal	Fundamental
Peak	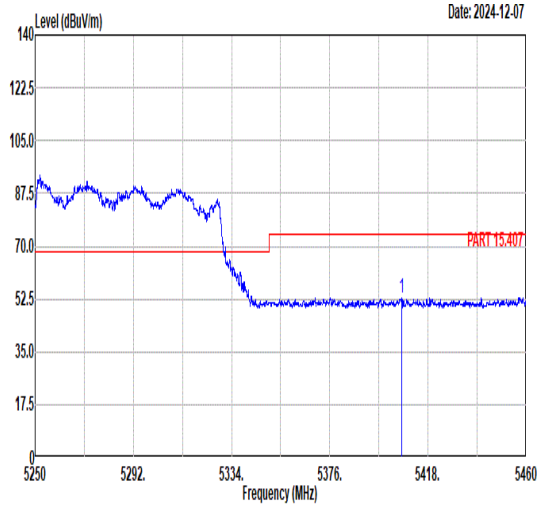 Freq Level Limit Line Margin (dB) Read Level Ant Factor Cable Loss Preamp Factor APos TPos Remark MHz dBuV/m dBuV/m dBuV dB/m dB dB cm deg 1 5406.77 53.02 74.00 -20.98 38.81 35.99 10.90 32.68 154 132 PEAK	Blank
Avg	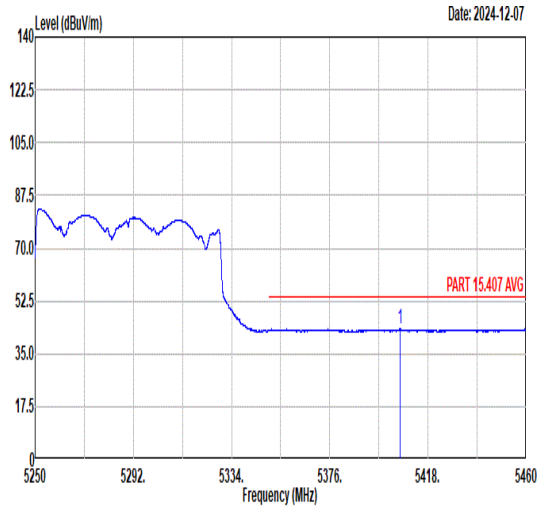 Freq Level Limit Line Margin (dB) Read Level Ant Factor Cable Loss Preamp Factor APos TPos Remark MHz dBuV/m dBuV/m dBuV dB/m dB dB cm deg 1 5406.14 43.41 54.00 -10.59 29.20 35.99 10.90 32.68 154 132 AVERAGE	Blank

Mode	30	
	Band Edge - L	
	U-NII-1_5.15-5.35_802.11be EHT160_CH50_Full_5250MHz	
ANT	5+7	
Pol.	Vertical	Fundamental
Peak	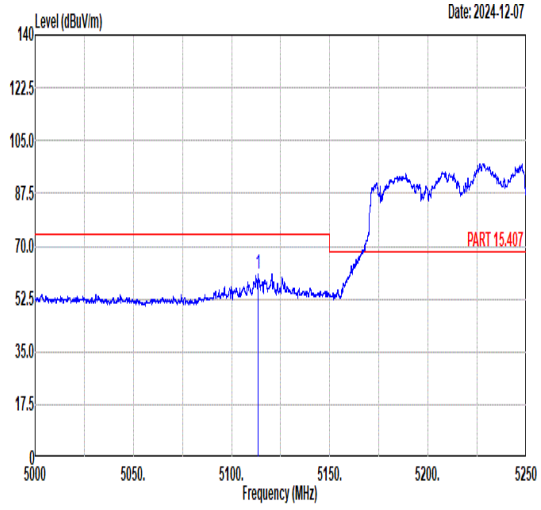 Freq Level Limit Line Margin (dB) Read Level Ant Factor Cable Loss Preamp Factor APos TPos Remark MHz dBuV/m dBuV/m dBuV dB/m dB dB cm deg 1 5113.38 60.97 74.00 -13.03 46.71 35.77 11.11 32.62 393 296 PEAK	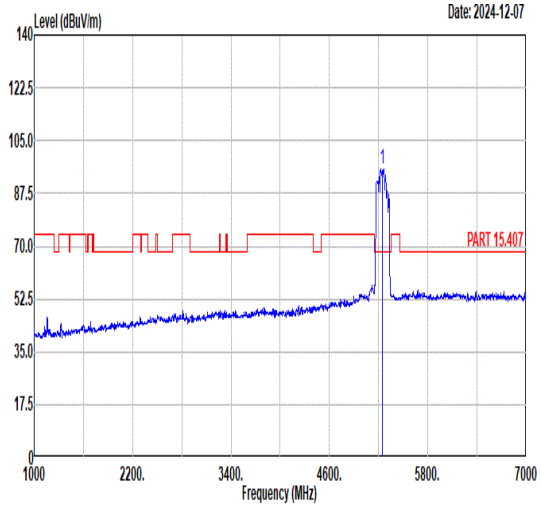 Freq Level Limit Line Margin (dB) Read Level Ant Factor Cable Loss Preamp Factor APos TPos Remark MHz dBuV/m dBuV/m dBuV dB/m dB dB cm deg 1 5250.00 95.86 ------ ------ 81.67 35.80 11.04 32.65 393 296 PEAK
Avg	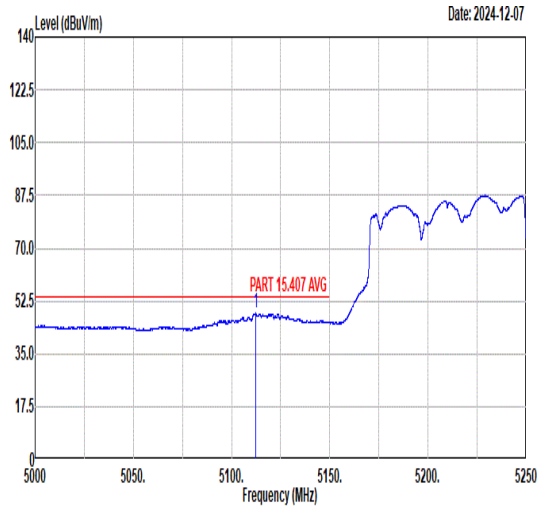 Freq Level Limit Line Margin (dB) Read Level Ant Factor Cable Loss Preamp Factor APos TPos Remark MHz dBuV/m dBuV/m dBuV dB/m dB dB cm deg 1 5112.35 48.37 54.00 -5.63 34.10 35.78 11.11 32.62 393 296 AVERAGE	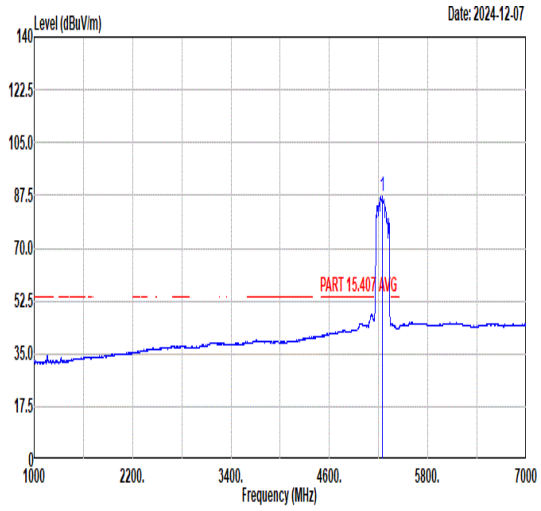 Freq Level Limit Line Margin (dB) Read Level Ant Factor Cable Loss Preamp Factor APos TPos Remark MHz dBuV/m dBuV/m dBuV dB/m dB dB cm deg 1 5250.00 87.22 ------ ------ 73.03 35.80 11.04 32.65 393 296 AVERAGE

Mode	30	
	Band Edge - R	
	U-NII-1_5.15-5.35_802.11be EHT160_CH50_Full_5250MHz	
ANT	5+7	
Pol.	Vertical	Fundamental
Peak	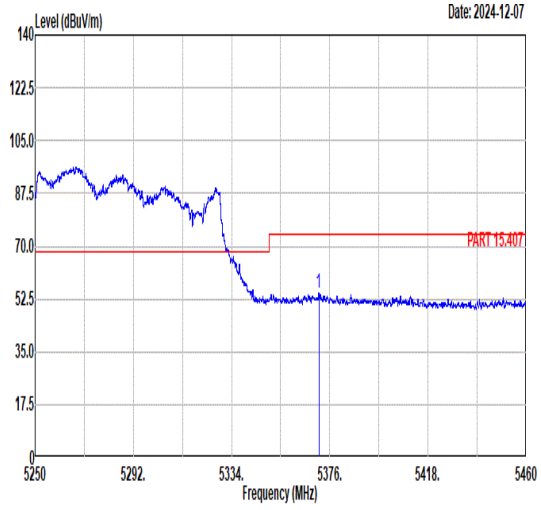 Freq Level Limit Line Margin (dB) Read Level Ant Factor Cable Loss Preamp Factor APos TPos Remark MHz dBuV/m dBuV/m dBuV dB/m dB dB cm deg 1 5371.30 54.42 74.00 -19.58 40.10 36.06 10.93 32.67 393 296 PEAK	Blank
Avg	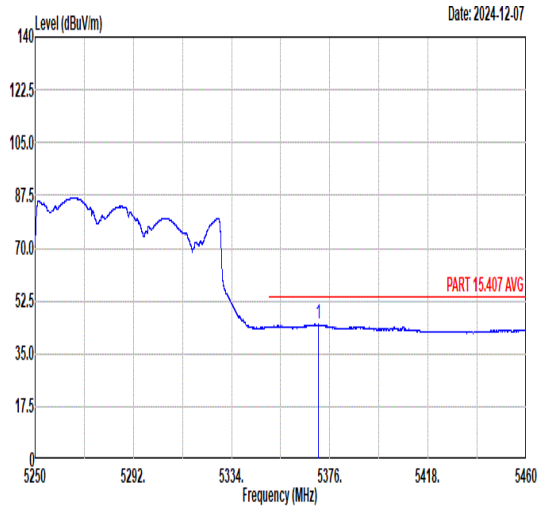 Freq Level Limit Line Margin (dB) Read Level Ant Factor Cable Loss Preamp Factor APos TPos Remark MHz dBuV/m dBuV/m dBuV dB/m dB dB cm deg 1 5371.09 44.68 54.00 -9.32 30.36 36.06 10.93 32.67 393 296 AVERAGE	Blank

Mode	30	
	Harmonic	
	U-NII-1_5.15-5.35_802.11be EHT160_CH50_Full_5250MHz	
ANT	5+7	
Pol.	Horizontal	Vertical
Peak Avg	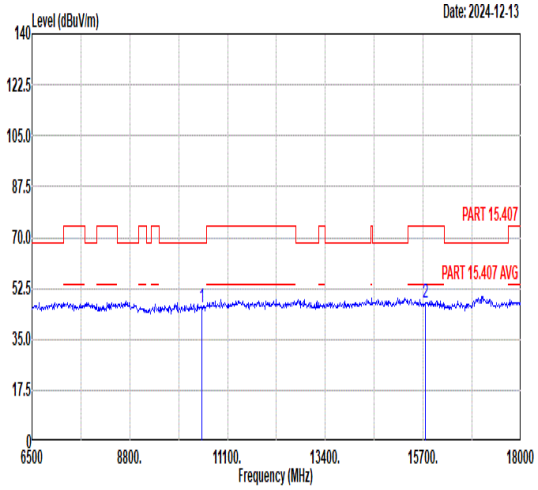 Freq Level Limit Line Margin Read Level Ant Factor Cable Loss Preamp Factor APos TPos Remark MHz dBuV/m dBuV/m dB dBuV dB/m dB dB cm deg 1 10500.00 46.17 68.30 -22.13 45.13 38.20 14.24 51.40 --- --- Peak 2 15750.00 47.34 74.00 -26.66 42.32 40.65 17.02 52.65 --- --- Peak	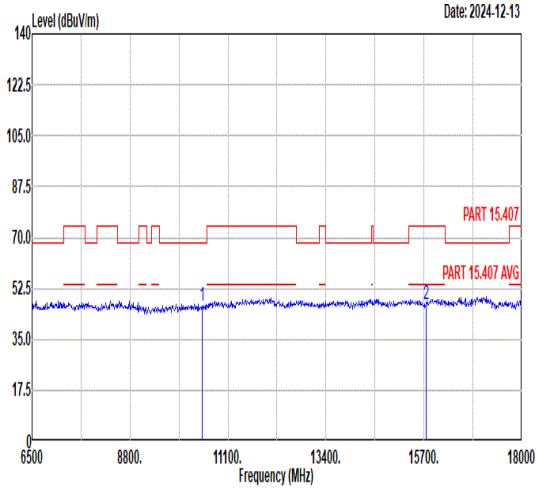 Freq Level Limit Line Margin Read Level Ant Factor Cable Loss Preamp Factor APos TPos Remark MHz dBuV/m dBuV/m dB dBuV dB/m dB dB cm deg 1 10500.00 46.63 68.30 -21.67 45.59 38.20 14.24 51.40 --- --- Peak 2 15750.00 46.79 74.00 -27.21 41.77 40.65 17.02 52.65 --- --- Peak

Mode	31	
	Band Edge - L	
	U-NII-2C_5.47-5.725_802.11be EHT160_CH114_Full_5570MHz	
ANT	5+7	
Pol.	Horizontal	Fundamental
Peak	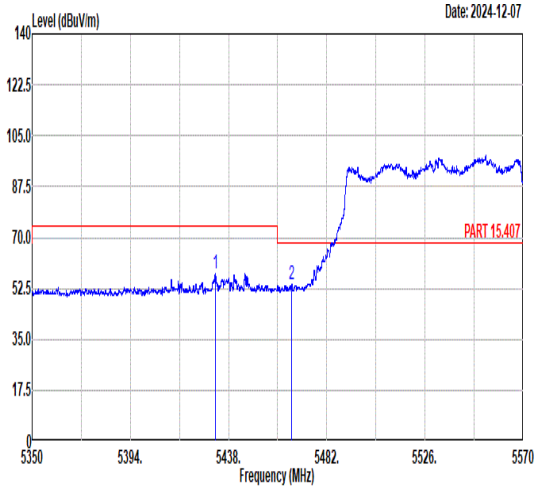 Freq Level Limit Line Margin (dB) Read Level Ant Factor Cable Loss Preamp Factor APos TPos Remark MHz dBuV/m dBuV/m dBuV dB/m dB dB cm deg 1 5432.17 57.67 74.00 -16.33 43.42 35.94 11.00 32.69 134 133 PEAK 2 5466.27 53.83 68.30 -14.47 39.40 35.97 11.15 32.69 134 133 PEAK	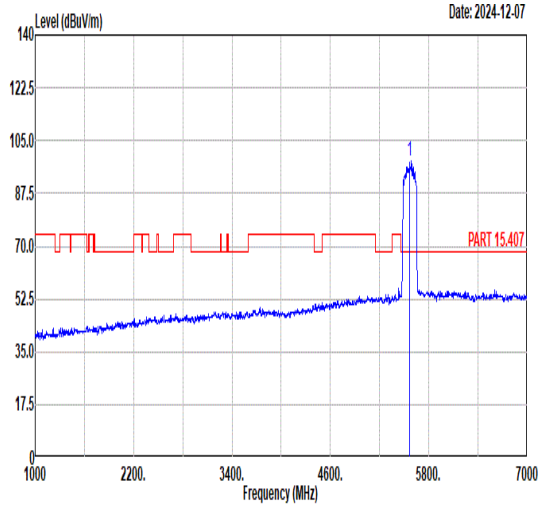 Freq Level Limit Line Margin (dB) Read Level Ant Factor Cable Loss Preamp Factor APos TPos Remark MHz dBuV/m dBuV/m dBuV dB/m dB dB cm deg 1 5570.00 98.27 ------ ------ 83.08 36.28 11.65 32.74 134 133 PEAK
Avg	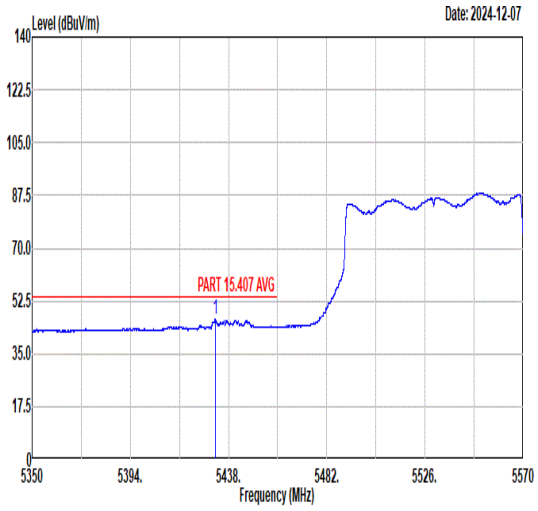 Freq Level Limit Line Margin (dB) Read Level Ant Factor Cable Loss Preamp Factor APos TPos Remark MHz dBuV/m dBuV/m dBuV dB/m dB dB cm deg 1 5431.97 46.65 54.00 -7.35 32.40 35.94 11.00 32.69 134 133 AVERAGE	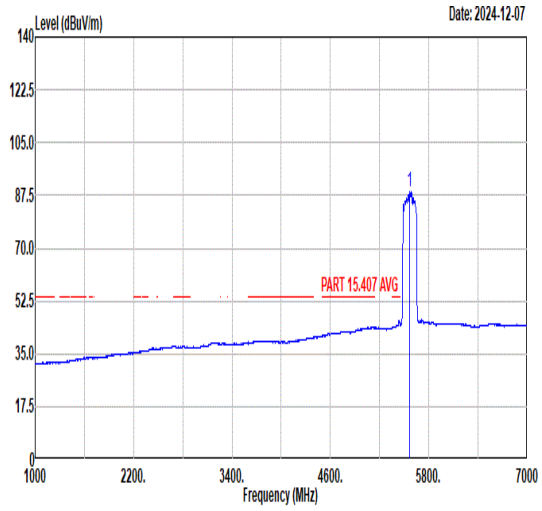 Freq Level Limit Line Margin (dB) Read Level Ant Factor Cable Loss Preamp Factor APos TPos Remark MHz dBuV/m dBuV/m dBuV dB/m dB dB cm deg 1 5570.00 88.58 ------ ------ 73.39 36.28 11.65 32.74 134 133 AVERAGE

Mode	31	
	Band Edge - R	
	U-NII-2C_5.47-5.725_802.11be EHT160_CH114_Full_5570MHz	
ANT	5+7	
Pol.	Horizontal	Fundamental
Peak	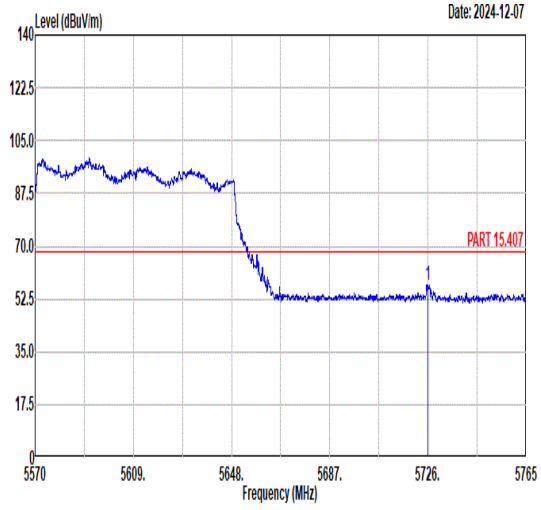 Freq Level Limit Line Margin (dB) Read Level Ant Factor Cable Loss Preamp Factor APos TPos Remark MHz dBuV/m dBuV/m dBuV dB/m dB dB cm deg 1 5725.90 57.18 68.30 -11.12 41.67 36.65 11.65 32.79 134 133 PEAK	Blank

Mode	31	
	Band Edge - L	
	U-NII-2C_5.47-5.725_802.11be EHT160_CH114_Full_5570MHz	
ANT	5+7	
Pol.	Vertical	Fundamental
Peak	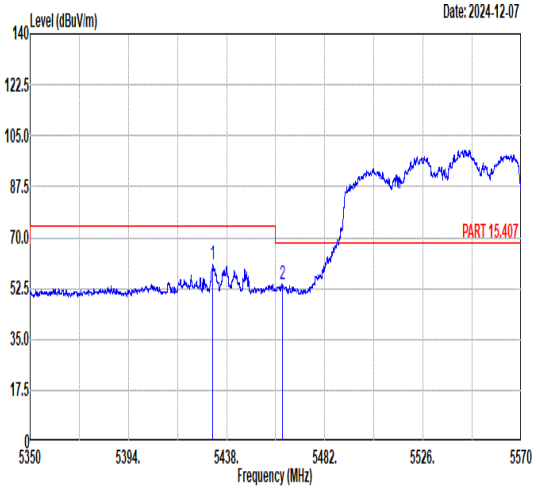 Freq Level Limit Line Margin (dB) Read Level Ant Factor Cable Loss Preamp Factor APos TPos Remark MHz dBuV/m dBuV/m dBuV dB/m dB dB cm deg 1 5431.75 60.59 74.00 -13.41 46.34 35.94 11.00 32.69 389 335 PEAK 2 5462.97 54.15 68.30 -14.15 39.76 35.95 11.13 32.69 389 335 PEAK	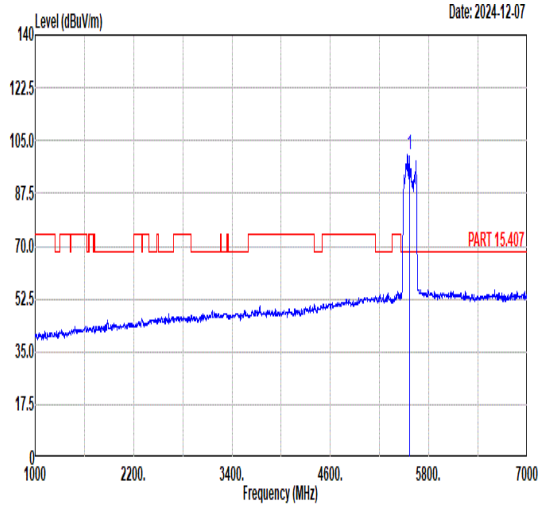 Freq Level Limit Line Margin (dB) Read Level Ant Factor Cable Loss Preamp Factor APos TPos Remark MHz dBuV/m dBuV/m dBuV dB/m dB dB cm deg 1 5570.00 100.41 ------ ------ 85.50 36.18 11.45 32.72 389 335 PEAK
Avg	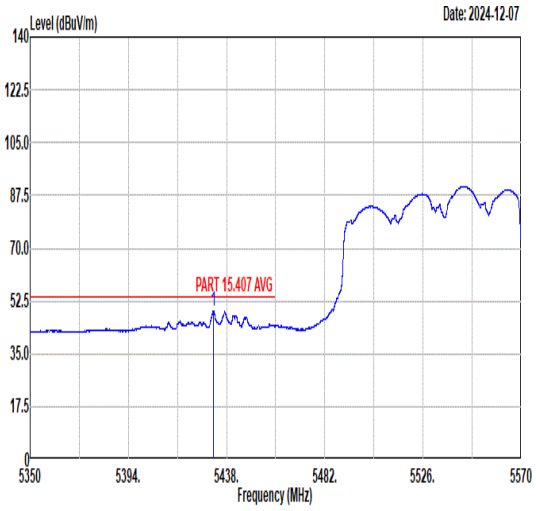 Freq Level Limit Line Margin (dB) Read Level Ant Factor Cable Loss Preamp Factor APos TPos Remark MHz dBuV/m dBuV/m dBuV dB/m dB dB cm deg 1 5432.15 49.27 54.00 -4.73 35.02 35.94 11.00 32.69 389 335 AVERAGE	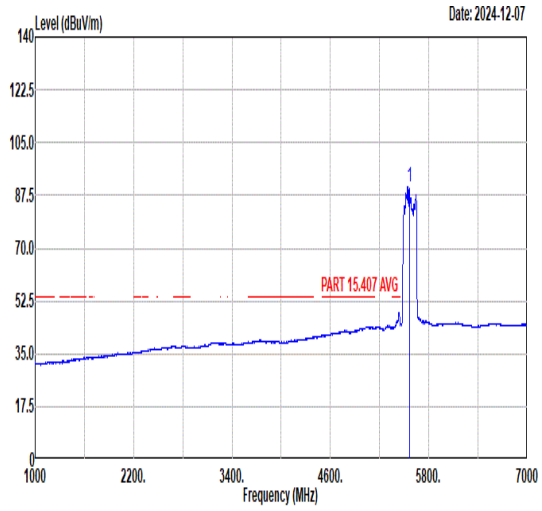 Freq Level Limit Line Margin (dB) Read Level Ant Factor Cable Loss Preamp Factor APos TPos Remark MHz dBuV/m dBuV/m dBuV dB/m dB dB cm deg 1 5570.00 90.36 ------ ------ 75.45 36.18 11.45 32.72 389 335 AVERAGE

Mode	31	
	Band Edge - R	
	U-NII-2C_5.47-5.725_802.11be EHT160_CH114_Full_5570MHz	
ANT	5+7	
Pol.	Vertical	Fundamental
Peak	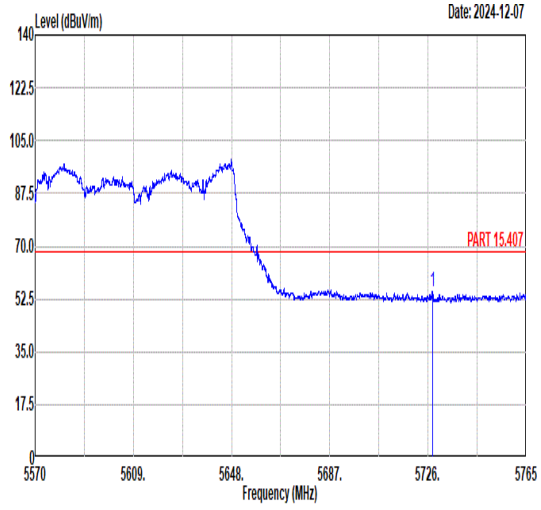 Freq Level Limit Line Margin (dB) Read Level Ant Factor Cable Loss Preamp Factor APos TPos Remark MHz dBuV/m dBuV/m dBuV dB/m dB dB cm deg 1 5727.87 54.99 68.30 -13.31 39.47 36.66 11.65 32.79 389 335 PEAK	Blank

Mode	31	
	Harmonic	
	U-NII-2C_5.47-5.725_802.11be EHT160_CH114_Full_5570MHz	
ANT	5+7	
Pol.	Horizontal	Vertical
Peak Avg	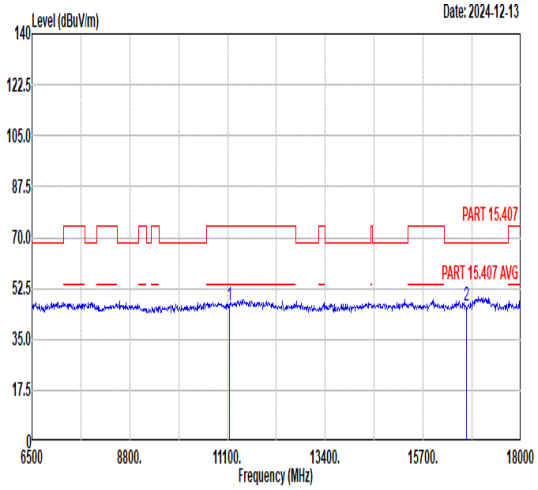 Freq Level Limit Line Margin Read Level Ant Factor Cable Loss Preamp Factor APos TPos Remark MHz dBuV/m dBuV/m dB dBuV dB/m dB dB cm deg 1 11140.00 46.66 74.00 -27.34 44.73 38.04 14.62 50.73 --- --- Peak 2 16710.00 46.26 68.30 -22.04 40.28 41.41 17.42 52.85 --- --- Peak	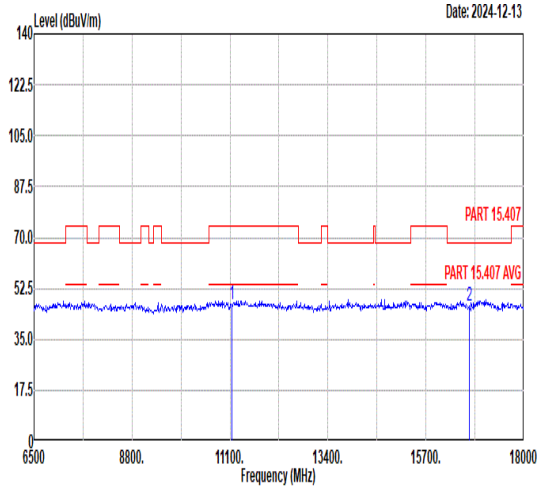 Freq Level Limit Line Margin Read Level Ant Factor Cable Loss Preamp Factor APos TPos Remark MHz dBuV/m dBuV/m dB dBuV dB/m dB dB cm deg 1 11140.00 47.04 74.00 -26.96 45.11 38.04 14.62 50.73 --- --- Peak 2 16710.00 46.38 68.30 -21.92 40.40 41.41 17.42 52.85 --- --- Peak

Mode	32	
	Band Edge	
	U-NII-3_5.725-5.85_802.11a_CH149_5745MHz	
ANT	5+7	
Pol.	Horizontal	Fundamental
Peak	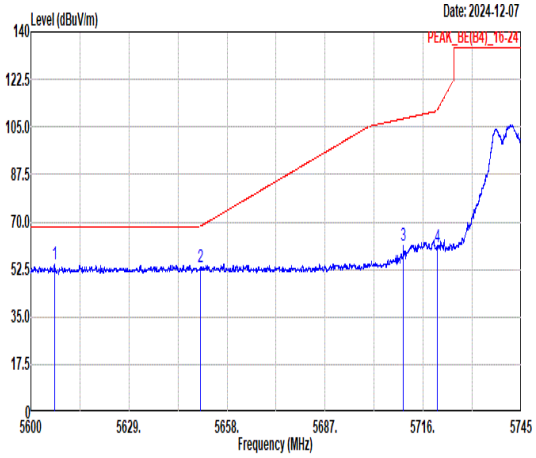 Freq Level Limit Line Margin (dB) Read Level Ant Factor Cable Loss Preamp Factor APos TPos Remark 1 5607.03 54.53 68.30 -13.77 39.23 36.33 11.71 32.74 124 360 PEAK 2 5650.24 53.53 68.48 -14.95 38.10 36.50 11.69 32.76 124 360 PEAK 3 5710.14 61.41 108.04 -46.63 45.91 36.62 11.66 32.78 124 360 PEAK 4 5720.15 60.87 111.14 -50.27 45.36 36.64 11.66 32.79 124 360 PEAK	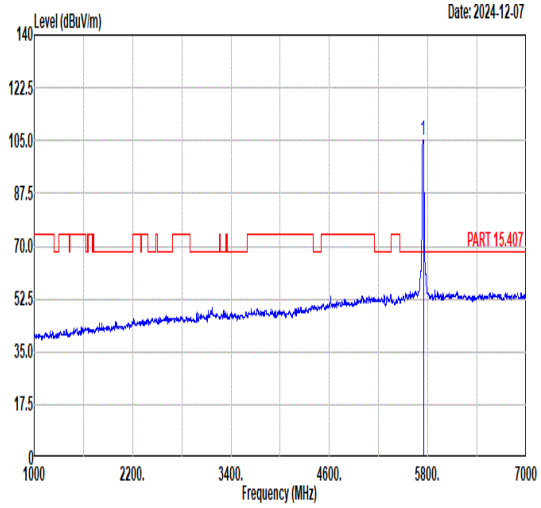 Freq Level Limit Line Margin (dB) Read Level Ant Factor Cable Loss Preamp Factor APos TPos Remark 1 5745.00 105.33 ------ ------ 89.80 36.67 11.65 32.79 124 360 PEAK
Avg	Blank	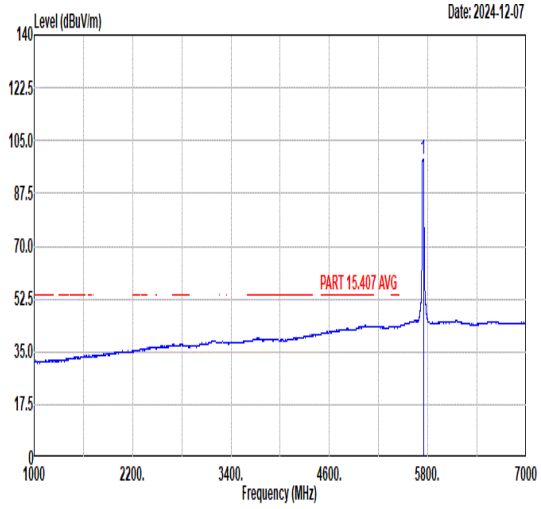 Freq Level Limit Line Margin (dB) Read Level Ant Factor Cable Loss Preamp Factor APos TPos Remark 1 5745.00 98.92 ------ ------ 83.39 36.67 11.65 32.79 124 360 AVERAGE

Mode	32	
	Band Edge	
	U-NII-3_5.725-5.85_802.11a_CH149_5745MHz	
ANT	5+7	
Pol.	Vertical	Fundamental
Peak	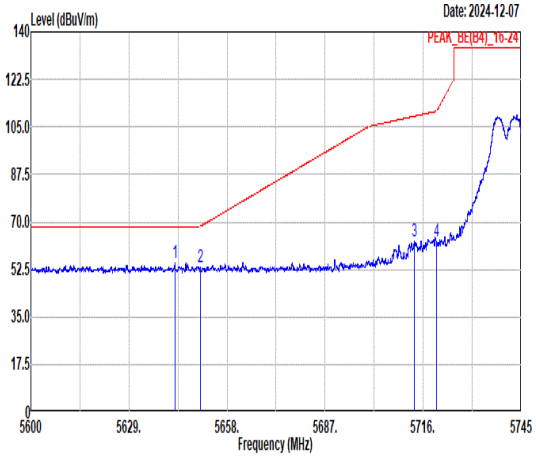 Freq Level Limit Line Margin (dB) Read Level Ant Factor Cable Loss Preamp Factor APos TPos Remark MHz dBuV/m dBuV/m dBuV dB/m dB dB cm deg 1 5642.57 54.78 68.30 -13.52 39.38 36.47 11.69 32.76 190 11 PEAK 2 5650.11 53.20 68.38 -15.18 37.77 36.50 11.69 32.76 190 11 PEAK 3 5713.46 62.85 108.97 -46.12 47.35 36.63 11.66 32.79 190 11 PEAK 4 5720.00 62.70 110.80 -48.10 47.19 36.64 11.66 32.79 190 11 PEAK	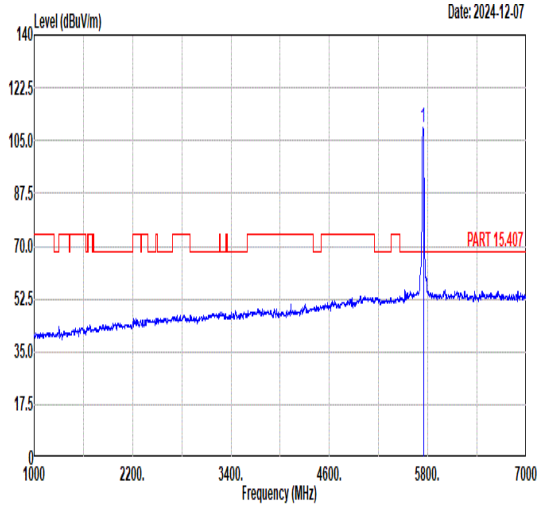 Freq Level Limit Line Margin (dB) Read Level Ant Factor Cable Loss Preamp Factor APos TPos Remark MHz dBuV/m dBuV/m dBuV dB/m dB dB cm deg 1 5745.00 109.19 ------ ------ 93.66 36.69 11.64 32.80 190 11 PEAK
Avg	Blank	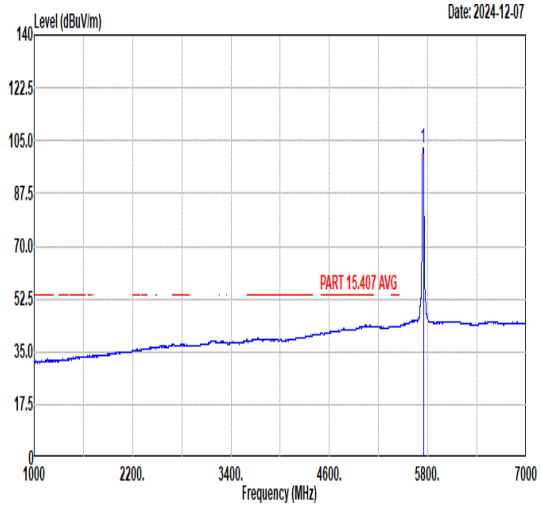 Freq Level Limit Line Margin (dB) Read Level Ant Factor Cable Loss Preamp Factor APos TPos Remark MHz dBuV/m dBuV/m dBuV dB/m dB dB cm deg 1 5745.00 102.63 ------ ------ 87.10 36.69 11.64 32.80 190 11 AVERAGE

Mode	32	
	Harmonic	
	U-NII-3_5.725-5.85_802.11a_CH149_5745MHz	
ANT	5+7	
Pol.	Horizontal	Vertical
Peak Avg	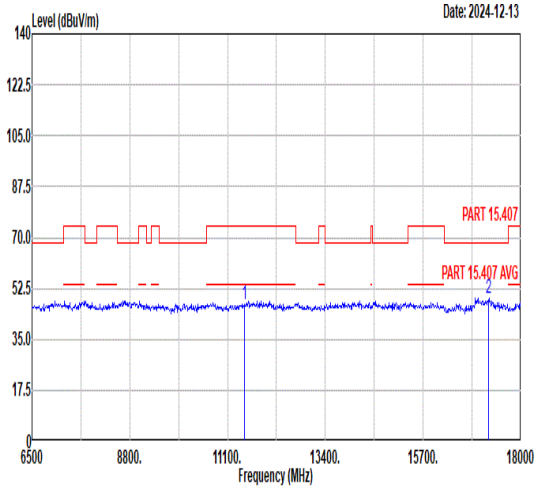 Freq Level Limit Line Margin Read Level Ant Factor Cable Loss Preamp Factor APos TPos Remark MHz dBuV/m dBuV/m dB dBuV dB/m dB dB cm deg 1 11490.00 46.93 74.00 -27.07 44.21 38.20 14.83 50.31 --- --- Peak 2 17235.00 49.07 68.30 -19.23 41.83 42.69 17.57 53.02 --- --- Peak	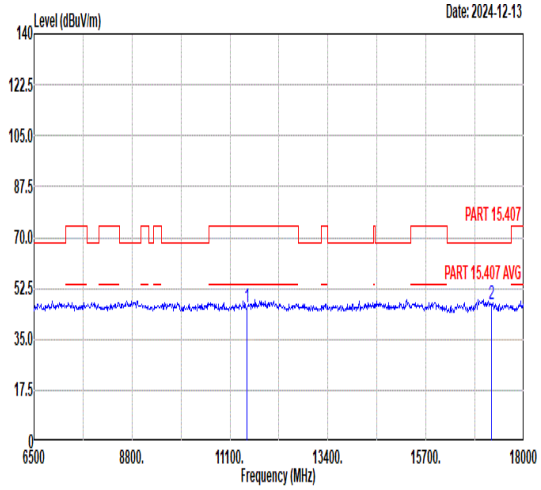 Freq Level Limit Line Margin Read Level Ant Factor Cable Loss Preamp Factor APos TPos Remark MHz dBuV/m dBuV/m dB dBuV dB/m dB dB cm deg 1 11490.00 46.21 74.00 -27.79 43.49 38.20 14.83 50.31 --- --- Peak 2 17235.00 47.02 68.30 -21.28 39.78 42.69 17.57 53.02 --- --- Peak

Mode	33	
	Harmonic	
	U-NII-3_5.725-5.85_802.11a_CH157_5785MHz	
ANT	5+7	
Pol.	Horizontal	Vertical
Peak Avg	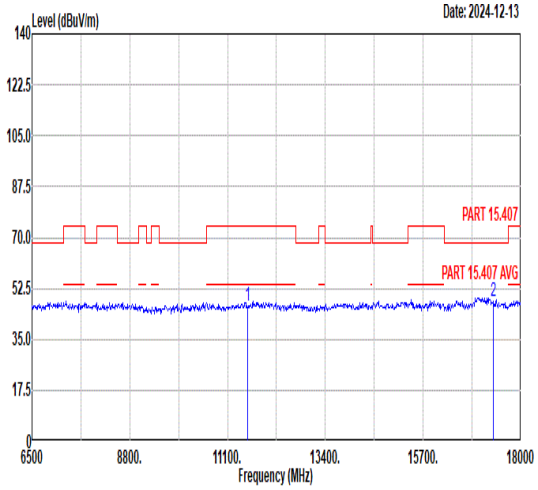 Freq Level Limit Line Margin Read Level Ant Factor Cable Loss Preamp Factor APos TPos Remark MHz dBuV/m dBuV/m dB dBuV dB/m dB dB cm deg 1 11570.00 46.34 74.00 -27.66 43.50 38.20 14.88 50.24 --- --- Peak 2 17355.00 48.14 68.30 -20.16 41.58 42.24 17.60 53.28 --- --- Peak	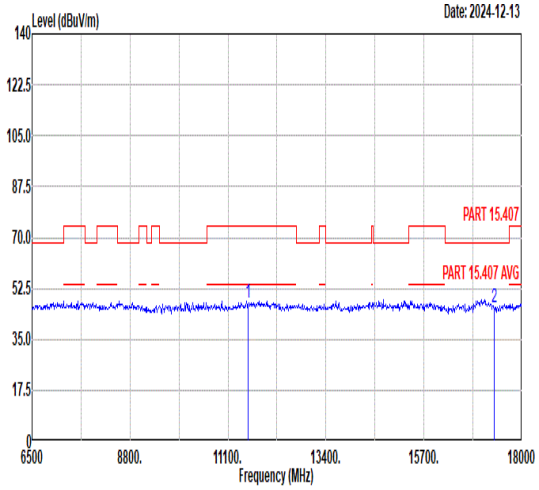 Freq Level Limit Line Margin Read Level Ant Factor Cable Loss Preamp Factor APos TPos Remark MHz dBuV/m dBuV/m dB dBuV dB/m dB dB cm deg 1 11570.00 47.42 74.00 -26.58 44.58 38.20 14.88 50.24 --- --- Peak 2 17355.00 45.87 68.30 -22.43 39.31 42.24 17.60 53.28 --- --- Peak

Mode	34	
	Band Edge	
	U-NII-3_5.725-5.85_802.11a_CH165_5825MHz	
ANT	5+7	
Pol.	Horizontal	Fundamental
Peak	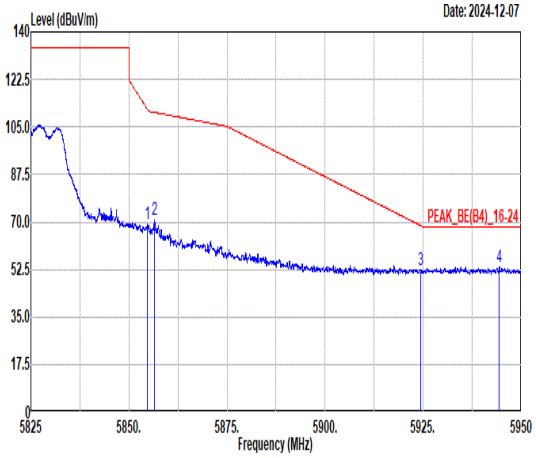 Freq Level Limit Line Margin (dB) Read Level Ant Factor Cable Loss Preamp Factor APos TPos Remark 1 5854.69 69.04 111.51 -42.47 53.85 36.51 11.52 32.84 114 360 PEAK 2 5856.58 70.67 110.36 -39.69 55.48 36.51 11.52 32.84 114 360 PEAK 3 5924.44 52.48 68.61 -16.13 37.30 36.65 11.40 32.87 114 360 PEAK 4 5944.44 53.45 68.30 -14.85 38.27 36.69 11.37 32.88 114 360 PEAK	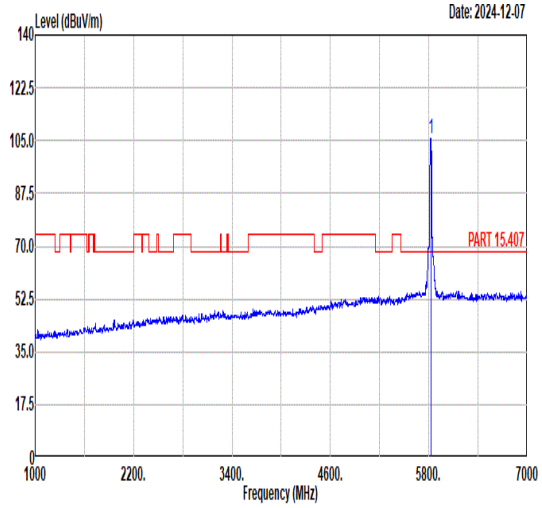 Freq Level Limit Line Margin (dB) Read Level Ant Factor Cable Loss Preamp Factor APos TPos Remark 1 5825.00 105.72 ------ ------ 90.41 36.56 11.58 32.83 114 360 PEAK
Avg	Blank	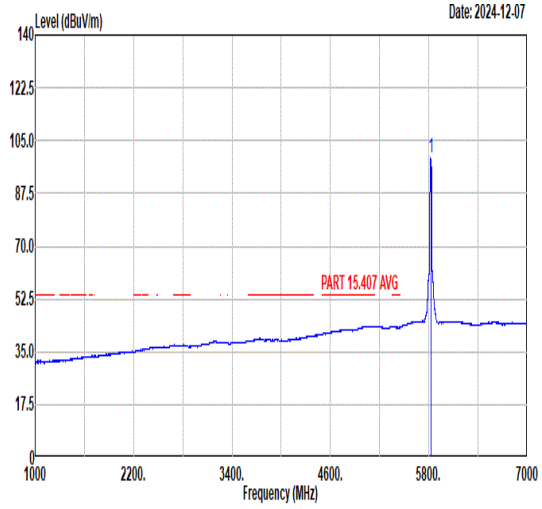 Freq Level Limit Line Margin (dB) Read Level Ant Factor Cable Loss Preamp Factor APos TPos Remark 1 5825.00 99.13 ------ ------ 83.82 36.56 11.58 32.83 114 360 AVERAGE

Mode	34	
	Band Edge	
	U-NII-3_5.725-5.85_802.11a_CH165_5825MHz	
ANT	5+7	
Pol.	Vertical	Fundamental
Peak	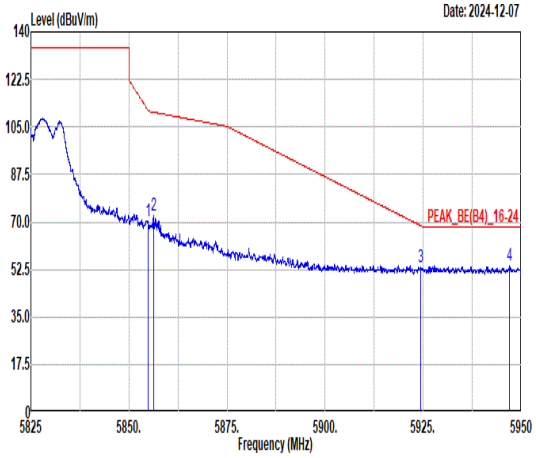 Freq Level Limit Line Margin (dB) Read Level Ant Factor Cable Loss Preamp Factor APos TPos Remark 1 5854.83 70.26 111.20 -40.94 55.07 36.51 11.52 32.84 191 10 PEAK 2 5856.33 72.13 110.43 -38.30 56.94 36.51 11.52 32.84 191 10 PEAK 3 5924.44 53.24 68.61 -15.37 38.06 36.65 11.40 32.87 191 10 PEAK 4 5946.94 53.69 68.30 -14.61 38.51 36.69 11.37 32.88 191 10 PEAK	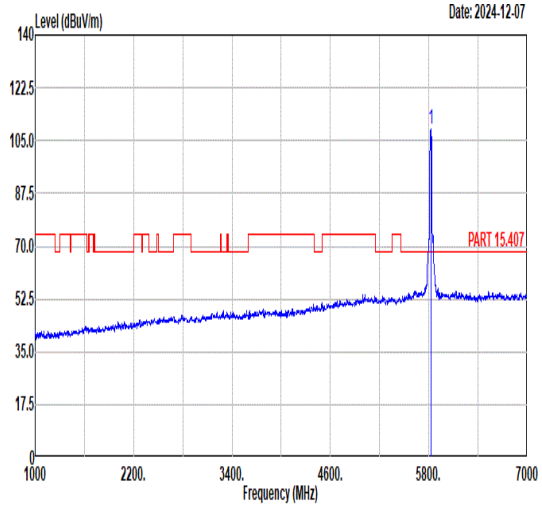 Freq Level Limit Line Margin (dB) Read Level Ant Factor Cable Loss Preamp Factor APos TPos Remark 1 5825.00 109.09 ------ ------ 93.81 36.54 11.57 32.83 191 10 PEAK
Avg	Blank	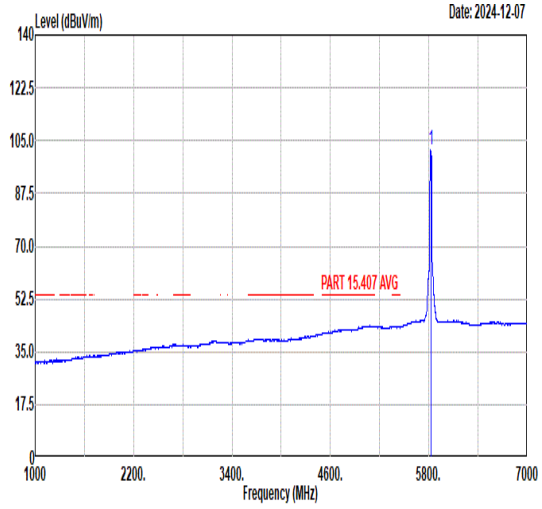 Freq Level Limit Line Margin (dB) Read Level Ant Factor Cable Loss Preamp Factor APos TPos Remark 1 5825.00 101.85 ------ ------ 86.52 36.57 11.59 32.83 191 10 AVERAGE

Mode	34	
	Harmonic	
	U-NII-3_5.725-5.85_802.11a_CH165_5825MHz	
ANT	5+7	
Pol.	Horizontal	Vertical
Peak Avg	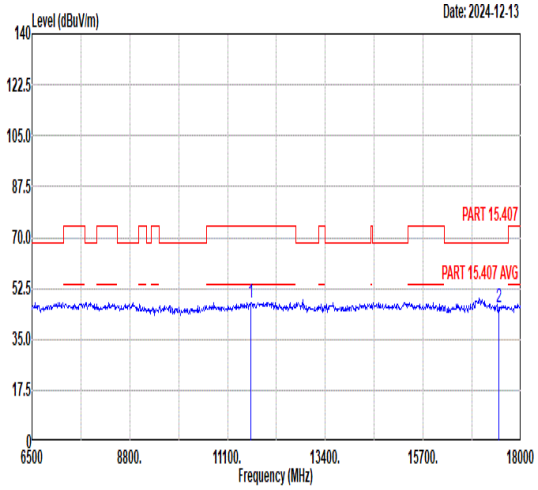 Freq Level Limit Line Margin Read Level Ant Factor Cable Loss Preamp Factor APos TPos Remark MHz dBuV/m dBuV/m dB dBuV dB/m dB dB cm deg 1 11650.00 47.47 74.00 -26.53 44.52 38.20 14.93 50.18 --- --- Peak 2 17475.00 45.88 68.30 -22.42 39.44 42.35 17.63 53.54 --- --- Peak	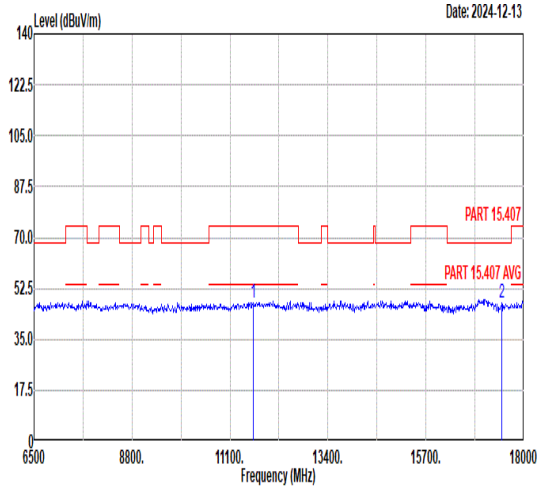 Freq Level Limit Line Margin Read Level Ant Factor Cable Loss Preamp Factor APos TPos Remark MHz dBuV/m dBuV/m dB dBuV dB/m dB dB cm deg 1 11650.00 47.45 74.00 -26.55 44.50 38.20 14.93 50.18 --- --- Peak 2 17475.00 47.59 68.30 -20.71 41.15 42.35 17.63 53.54 --- --- Peak

Mode	35	
	Band Edge	
	U-NII-3_5.725-5.85_802.11be EHT20_CH149_Full_5745MHz	
ANT	5+7	
Pol.	Horizontal	Fundamental
Peak	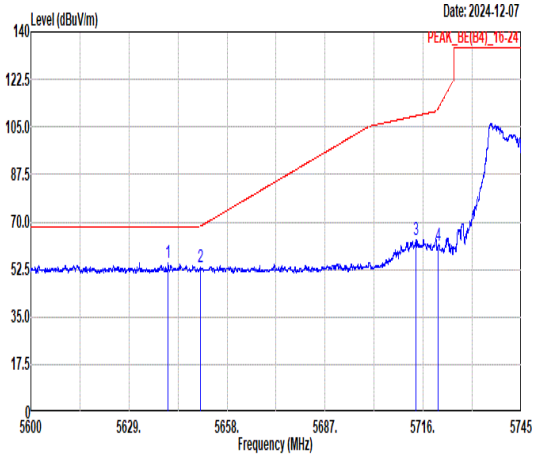 Freq Level Limit Line Margin (dB) Read Level Ant Factor Cable Loss Preamp Factor APos TPos Remark 1 5640.53 54.88 68.30 -13.42 39.49 36.46 11.69 32.76 128 357 PEAK 2 5650.11 53.22 68.38 -15.16 37.79 36.50 11.69 32.76 128 357 PEAK 3 5713.90 63.46 109.09 -45.63 47.96 36.63 11.66 32.79 128 357 PEAK 4 5720.44 61.37 111.80 -50.43 45.86 36.64 11.66 32.79 128 357 PEAK	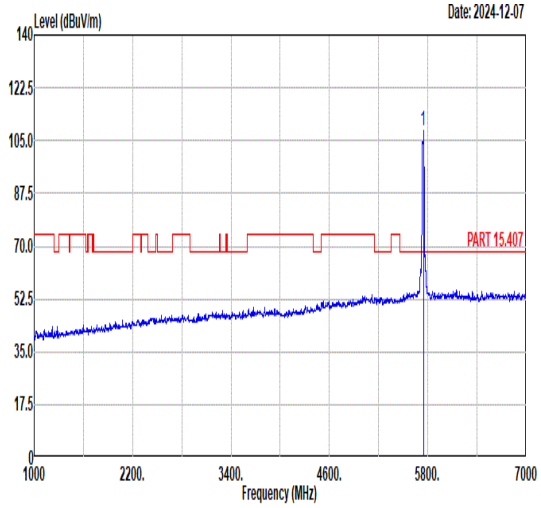 Freq Level Limit Line Margin (dB) Read Level Ant Factor Cable Loss Preamp Factor APos TPos Remark 1 5745.00 108.27 ------ ------ 92.73 36.70 11.64 32.80 128 357 PEAK
Avg	Blank	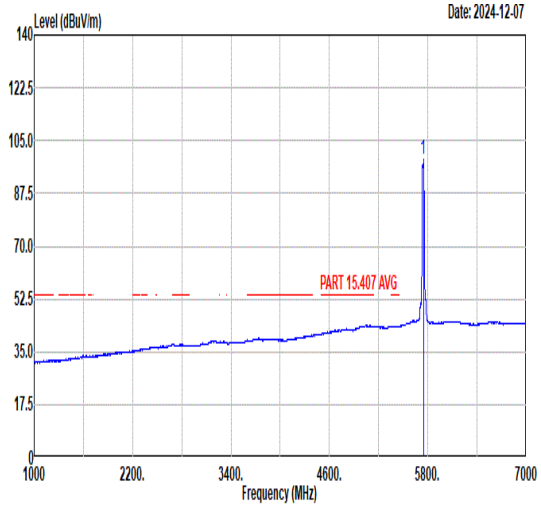 Freq Level Limit Line Margin (dB) Read Level Ant Factor Cable Loss Preamp Factor APos TPos Remark 1 5745.00 98.83 ------ ------ 83.29 36.70 11.64 32.80 128 357 AVERAGE

Mode	35	
	Band Edge	
	U-NII-3_5.725-5.85_802.11be EHT20_CH149_Full_5745MHz	
ANT	5+7	
Pol.	Vertical	Fundamental
Peak	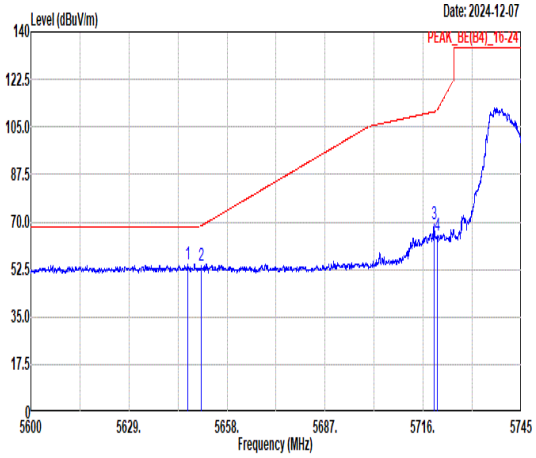 Freq Level Limit Line Margin (dB) Read Level Ant Factor Cable Loss Preamp Factor APos TPos Remark MHz dBuV/m dBuV/m dBuV dB/m dB dB cm deg 1 5646.33 54.46 68.30 -13.84 39.04 36.49 11.69 32.76 190 17 PEAK 2 5650.40 54.02 68.60 -14.58 38.59 36.50 11.69 32.76 190 17 PEAK 3 5719.28 69.12 110.60 -41.48 53.61 36.64 11.66 32.79 190 17 PEAK 4 5720.15 64.91 111.14 -46.23 49.40 36.64 11.66 32.79 190 17 PEAK	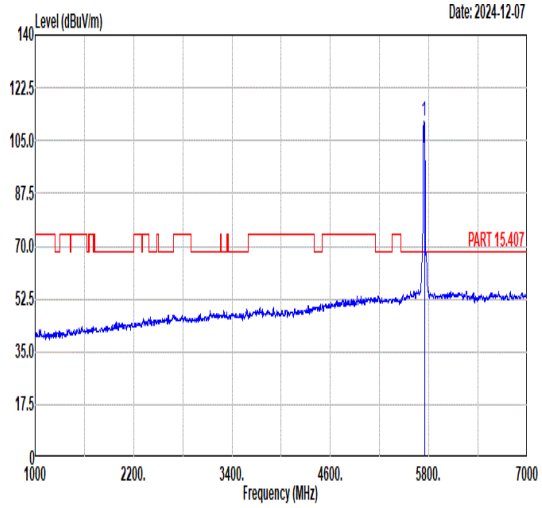 Freq Level Limit Line Margin (dB) Read Level Ant Factor Cable Loss Preamp Factor APos TPos Remark MHz dBuV/m dBuV/m dBuV dB/m dB dB cm deg 1 5745.00 111.24 ------ ------ 95.71 36.67 11.65 32.79 190 17 PEAK
Avg	Blank	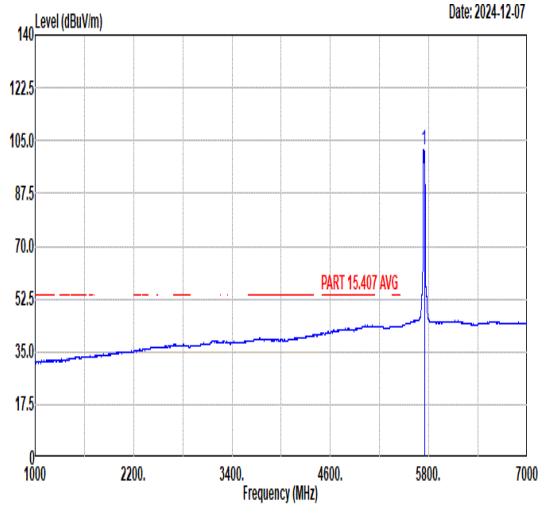 Freq Level Limit Line Margin (dB) Read Level Ant Factor Cable Loss Preamp Factor APos TPos Remark MHz dBuV/m dBuV/m dBuV dB/m dB dB cm deg 1 5745.00 102.02 ------ ------ 86.49 36.67 11.65 32.79 190 17 AVERAGE

Mode	35	
	Harmonic	
	U-NII-3_5.725-5.85_802.11be EHT20_CH149_Full_5745MHz	
ANT	5+7	
Pol.	Horizontal	Vertical
Peak Avg	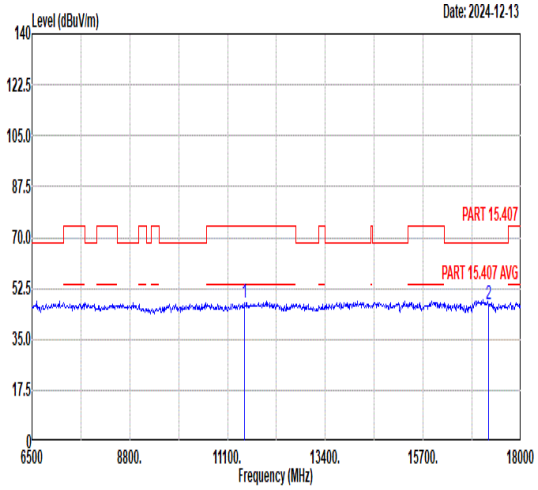 Freq Level Limit Line Margin Read Level Ant Factor Cable Loss Preamp Factor APos TPos Remark MHz dBuV/m dBuV/m dB dBuV dB/m dB dB cm deg 1 11490.00 47.39 74.00 -26.61 44.67 38.20 14.83 50.31 --- --- Peak 2 17235.00 47.18 68.30 -21.12 39.94 42.69 17.57 53.02 --- --- Peak	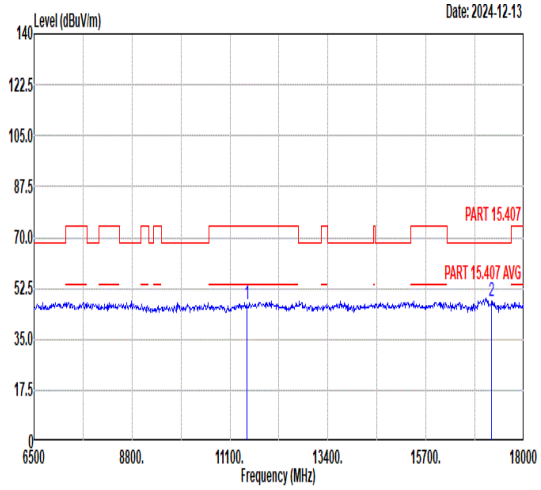 Freq Level Limit Line Margin Read Level Ant Factor Cable Loss Preamp Factor APos TPos Remark MHz dBuV/m dBuV/m dB dBuV dB/m dB dB cm deg 1 11490.00 46.82 74.00 -27.18 44.10 38.20 14.83 50.31 --- --- Peak 2 17235.00 47.85 68.30 -20.45 40.61 42.69 17.57 53.02 --- --- Peak

Mode	36	
	Harmonic	
	U-NII-3_5.725-5.85_802.11be EHT20_CH157_Full_5785MHz	
ANT	5+7	
Pol.	Horizontal	Vertical
Peak Avg	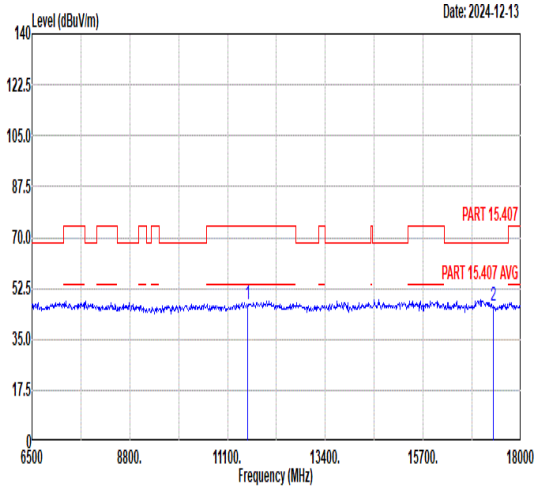 Freq Level Limit Line Margin Read Level Ant Factor Cable Loss Preamp Factor APos TPos Remark MHz dBuV/m dBuV/m dB dBuV dB/m dB dB cm deg 1 11570.00 47.24 74.00 -26.76 44.40 38.20 14.88 50.24 --- --- Peak 2 17355.00 46.29 68.30 -22.01 39.73 42.24 17.60 53.28 --- --- Peak	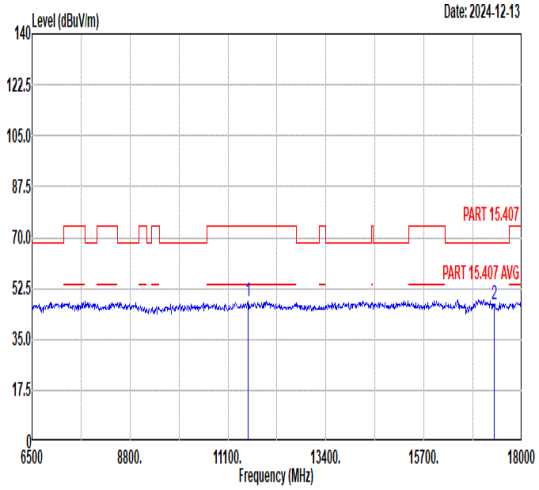 Freq Level Limit Line Margin Read Level Ant Factor Cable Loss Preamp Factor APos TPos Remark MHz dBuV/m dBuV/m dB dBuV dB/m dB dB cm deg 1 11570.00 47.86 74.00 -26.14 45.02 38.20 14.88 50.24 --- --- Peak 2 17355.00 46.99 68.30 -21.31 40.43 42.24 17.60 53.28 --- --- Peak

Mode	37	
	Band Edge	
	U-NII-3_5.725-5.85_802.11be EHT20_CH165_Full_5825MHz	
ANT	5+7	
Pol.	Horizontal	Fundamental
Peak	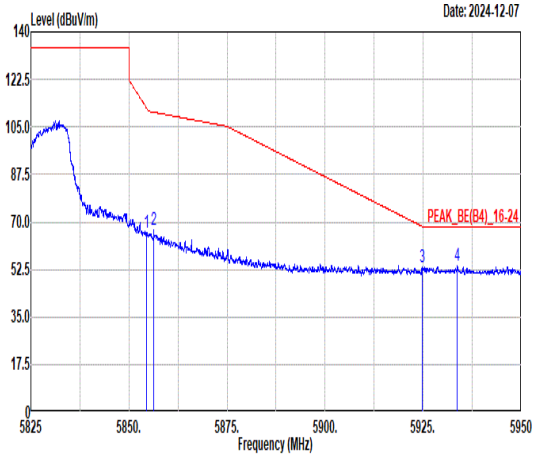 Freq Level Limit Line Margin (dB) Read Level Ant Factor Cable Loss Preamp Factor APos TPos Remark 1 5854.58 66.11 111.77 -45.66 50.92 36.51 11.52 32.84 128 355 PEAK 2 5856.33 67.00 110.43 -43.43 51.81 36.51 11.52 32.84 128 355 PEAK 3 5924.83 53.27 68.33 -15.06 38.09 36.65 11.40 32.87 128 355 PEAK 4 5933.69 53.67 68.30 -14.63 38.48 36.67 11.39 32.87 128 355 PEAK	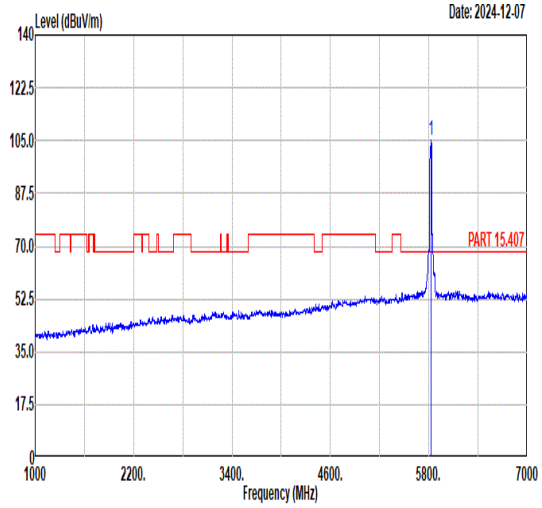 Freq Level Limit Line Margin (dB) Read Level Ant Factor Cable Loss Preamp Factor APos TPos Remark 1 5825.00 105.38 ------ ------ 90.10 36.54 11.57 32.83 128 355 PEAK
Avg	Blank	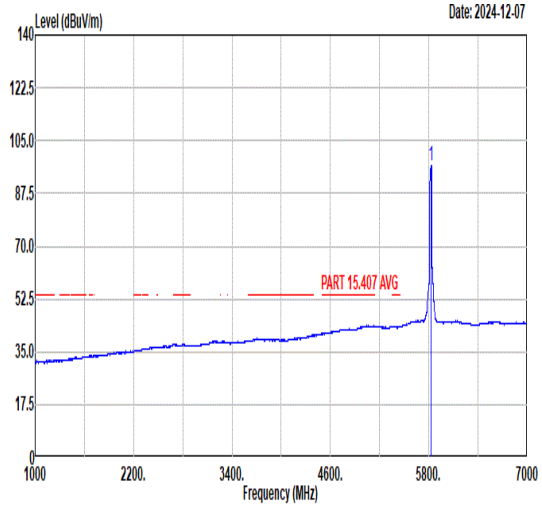 Freq Level Limit Line Margin (dB) Read Level Ant Factor Cable Loss Preamp Factor APos TPos Remark 1 5825.00 96.83 ------ ------ 81.55 36.54 11.57 32.83 128 355 AVERAGE

Mode	37	
	Band Edge	
	U-NII-3_5.725-5.85_802.11be EHT20_CH165_Full_5825MHz	
ANT	5+7	
Pol.	Vertical	Fundamental
Peak	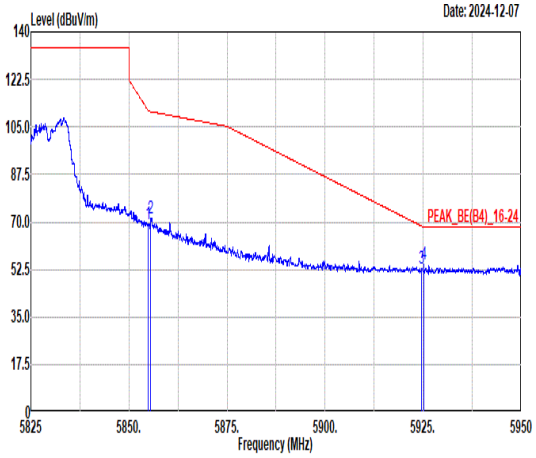 Freq Level Limit Line Margin (dB) Read Level Ant Factor Cable Loss Preamp Factor APos TPos Remark 1 5854.83 69.34 111.20 -41.86 54.15 36.51 11.52 32.84 191 10 PEAK 2 5855.58 71.55 110.64 -39.09 56.36 36.51 11.52 32.84 191 10 PEAK 3 5924.58 52.74 68.51 -15.77 37.56 36.65 11.40 32.87 191 10 PEAK 4 5925.19 54.29 68.30 -14.01 39.11 36.65 11.40 32.87 191 10 PEAK	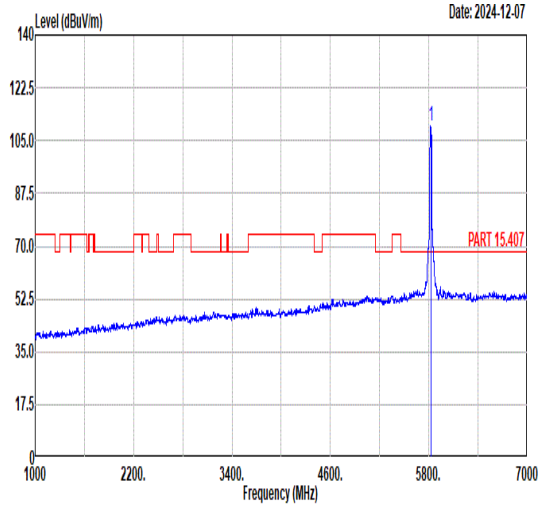 Freq Level Limit Line Margin (dB) Read Level Ant Factor Cable Loss Preamp Factor APos TPos Remark 1 5825.00 109.84 ------ ------ 94.51 36.57 11.59 32.83 191 10 PEAK
Avg	Blank	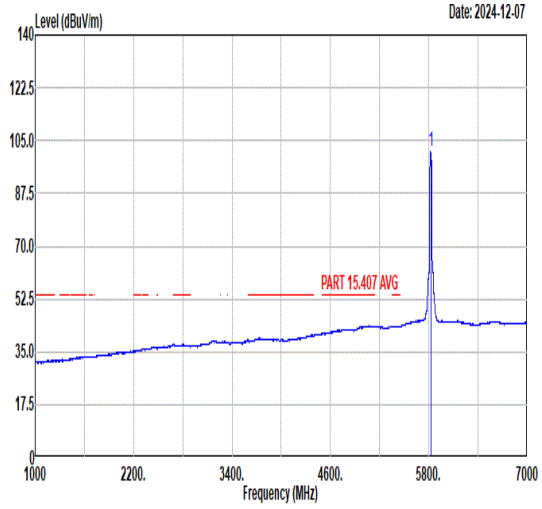 Freq Level Limit Line Margin (dB) Read Level Ant Factor Cable Loss Preamp Factor APos TPos Remark 1 5825.00 101.22 ------ ------ 85.89 36.57 11.59 32.83 191 10 AVERAGE

Mode	37	
	Harmonic	
	U-NII-3_5.725-5.85_802.11be EHT20_CH165_Full_5825MHz	
ANT	5+7	
Pol.	Horizontal	Vertical
Peak Avg	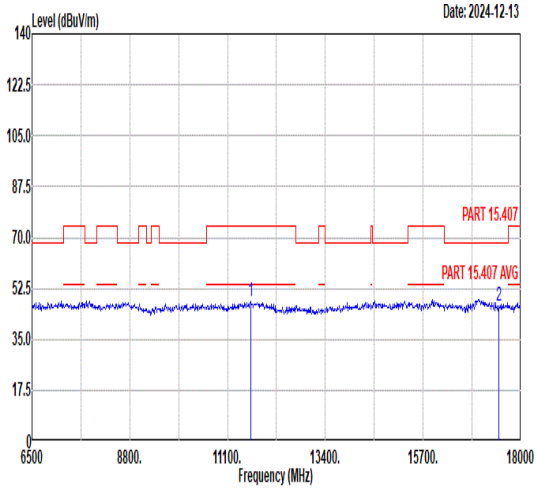 Freq Level Limit Line Margin Read Level Ant Factor Cable Loss Preamp Factor APos TPos Remark MHz dBuV/m dBuV/m dB dBuV dB/m dB dB cm deg 1 11650.00 48.13 74.00 -25.87 45.18 38.20 14.93 50.18 --- --- Peak 2 17475.00 46.45 68.30 -21.85 40.01 42.35 17.63 53.54 --- --- Peak	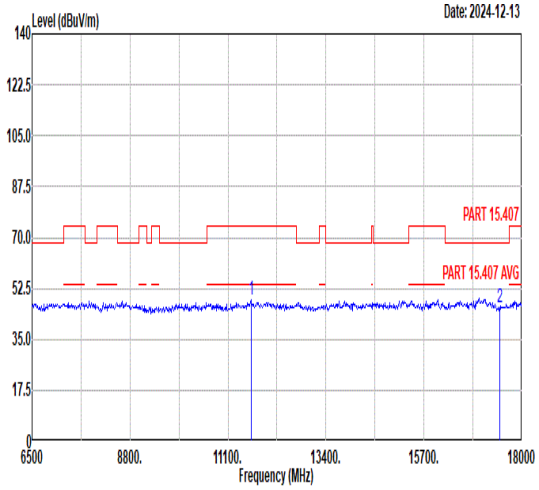 Freq Level Limit Line Margin Read Level Ant Factor Cable Loss Preamp Factor APos TPos Remark MHz dBuV/m dBuV/m dB dBuV dB/m dB dB cm deg 1 11650.00 48.73 74.00 -25.27 45.78 38.20 14.93 50.18 --- --- Peak 2 17475.00 46.06 68.30 -22.24 39.62 42.35 17.63 53.54 --- --- Peak

Mode	38	
	Band Edge - L	
	U-NII-3_5.725-5.85_802.11be EHT40_CH151_Full_5755MHz	
ANT	5+7	
Pol.	Horizontal	Fundamental
Peak	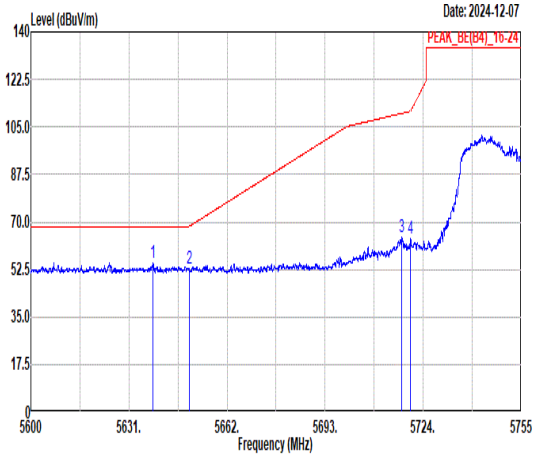 Freq Level Limit Line Margin (dB) Read Level Ant Factor Cable Loss Preamp Factor APos TPos Remark MHz dBuV/m dBuV/m dBuV dB/m dB dB cm deg 1 5638.53 54.93 68.30 -13.37 39.55 36.45 11.69 32.76 100 0 PEAK 2 5650.00 52.70 68.30 -15.60 37.27 36.50 11.69 32.76 100 0 PEAK 3 5717.27 64.23 110.04 -45.81 48.73 36.63 11.66 32.79 100 0 PEAK 4 5720.00 63.75 110.80 -47.05 48.24 36.64 11.66 32.79 100 0 PEAK	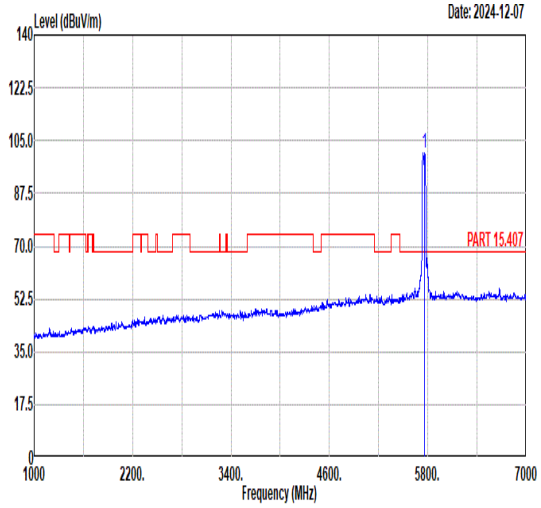 Freq Level Limit Line Margin (dB) Read Level Ant Factor Cable Loss Preamp Factor APos TPos Remark MHz dBuV/m dBuV/m dBuV dB/m dB dB cm deg 1 5755.00 101.17 ------ ------ 85.64 36.67 11.65 32.79 100 0 PEAK
Avg	Blank	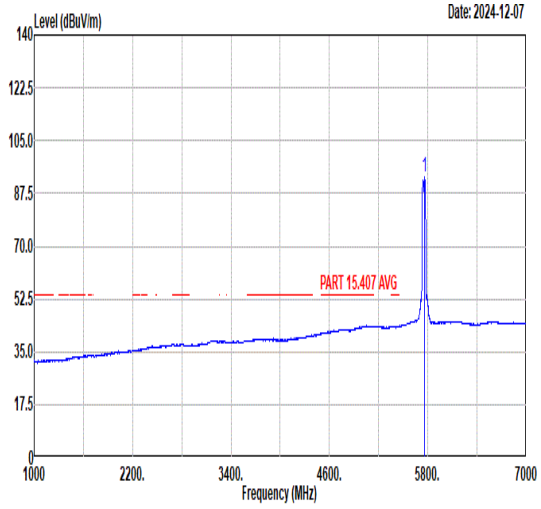 Freq Level Limit Line Margin (dB) Read Level Ant Factor Cable Loss Preamp Factor APos TPos Remark MHz dBuV/m dBuV/m dBuV dB/m dB dB cm deg 1 5755.00 93.14 ------ ------ 77.62 36.68 11.64 32.80 100 0 AVERAGE

Mode	38	
	Band Edge - R	
	U-NII-3_5.725-5.85_802.11be EHT40_CH151_Full_5755MHz	
ANT	5+7	
Pol.	Horizontal	Fundamental
Peak	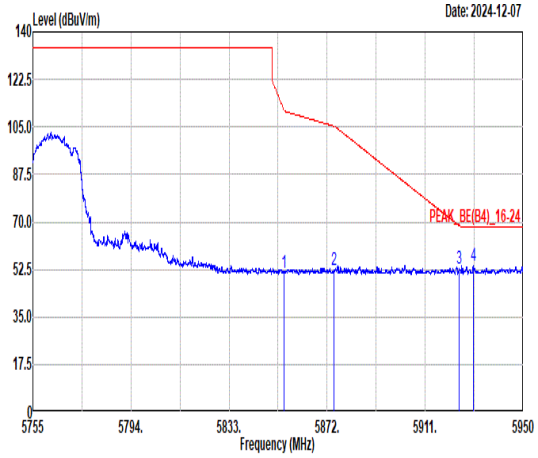 Freq Level Limit Line Margin (dB) Read Level Ant Factor Cable Loss Preamp Factor APos TPos Remark MHz dBuV/m dBuV/m dBuV dB/m dB dB cm deg 1 5855.00 51.45 110.81 -59.36 36.26 36.51 11.52 32.84 100 0 PEAK 2 5874.81 52.45 105.25 -52.80 37.26 36.55 11.49 32.85 100 0 PEAK 3 5924.57 52.96 68.52 -15.56 37.78 36.65 11.40 32.87 100 0 PEAK 4 5930.03 53.80 68.30 -14.50 38.62 36.66 11.39 32.87 100 0 PEAK	Blank

Mode	38	
	Band Edge - L	
	U-NII-3_5.725-5.85_802.11be EHT40_CH151_Full_5755MHz	
ANT	5+7	
Pol.	Vertical	Fundamental
Peak	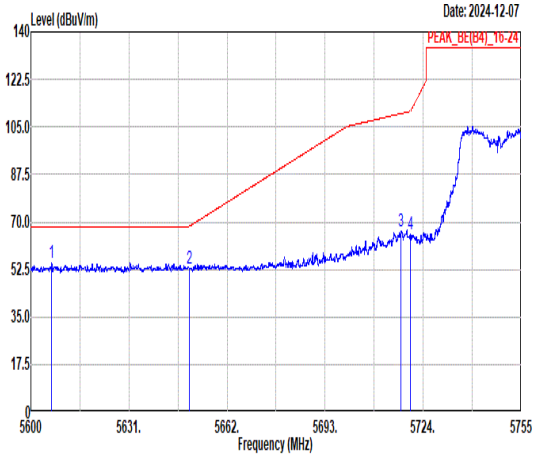 Freq Level Limit Line Margin (dB) Read Level Ant Factor Cable Loss Preamp Factor APos TPos Remark MHz dBuV/m dBuV/m dBuV dB/m dB dB cm deg 1 5606.60 55.04 68.30 -13.26 39.74 36.33 11.71 32.74 291 275 PEAK 2 5650.00 52.99 68.30 -15.31 37.56 36.50 11.69 32.76 291 275 PEAK 3 5716.95 66.61 109.95 -43.34 51.11 36.63 11.66 32.79 291 275 PEAK 4 5720.06 65.37 110.94 -45.57 49.86 36.64 11.66 32.79 291 275 PEAK	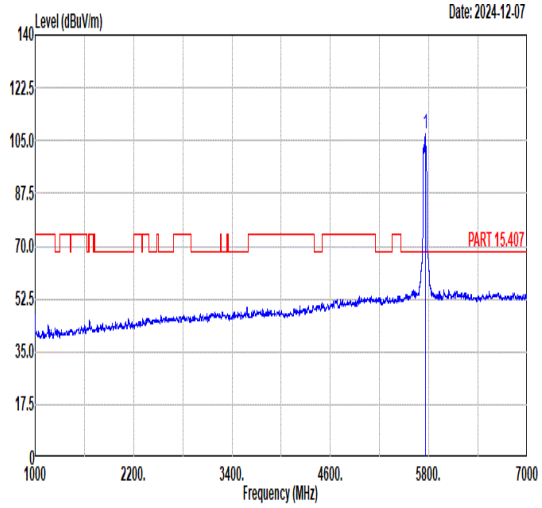 Freq Level Limit Line Margin (dB) Read Level Ant Factor Cable Loss Preamp Factor APos TPos Remark MHz dBuV/m dBuV/m dBuV dB/m dB dB cm deg 1 5755.00 107.07 ------ ------ 91.54 36.69 11.64 32.80 291 275 PEAK
Avg	Blank	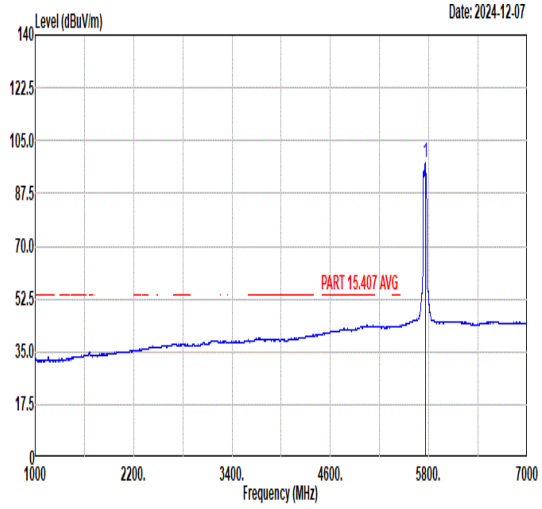 Freq Level Limit Line Margin (dB) Read Level Ant Factor Cable Loss Preamp Factor APos TPos Remark MHz dBuV/m dBuV/m dBuV dB/m dB dB cm deg 1 5755.00 97.52 ------ ------ 81.99 36.69 11.64 32.80 291 275 AVERAGE

Mode	38	
	Band Edge - R	
	U-NII-3_5.725-5.85_802.11be EHT40_CH151_Full_5755MHz	
ANT	5+7	
Pol.	Vertical	Fundamental
Peak	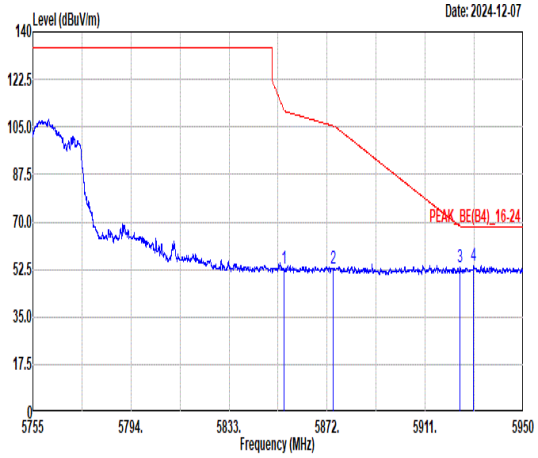 Freq Level Limit Line Margin (dB) Read Level Ant Factor Cable Loss Preamp Factor APos TPos Remark MHz dBuV/m dBuV/m dBuV dB/m dB dB cm deg 1 5854.74 52.95 111.39 -58.44 37.76 36.51 11.52 32.84 291 275 PEAK 2 5874.46 53.08 105.35 -52.27 37.89 36.55 11.49 32.85 291 275 PEAK 3 5924.75 53.16 68.39 -15.23 37.98 36.65 11.40 32.87 291 275 PEAK 4 5930.21 53.89 68.30 -14.41 38.71 36.66 11.39 32.87 291 275 PEAK	Blank

Mode	38	
	Harmonic	
	U-NII-3_5.725-5.85_802.11be EHT40_CH151_Full_5755MHz	
ANT	5+7	
Pol.	Horizontal	Vertical
Peak Avg	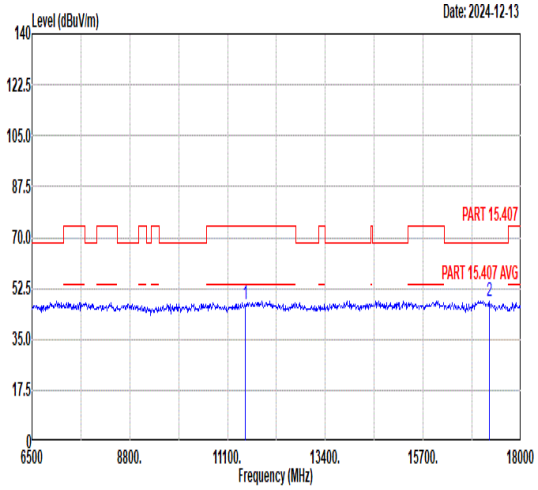 Freq Level Limit Line Margin Read Level Ant Factor Cable Loss Preamp Factor APos TPos Remark MHz dBuV/m dBuV/m dB dBuV dB/m dB dB cm deg 1 11510.00 47.27 74.00 -26.73 44.51 38.20 14.85 50.29 --- --- Peak 2 17265.00 48.19 68.30 -20.11 41.18 42.51 17.58 53.08 --- --- Peak	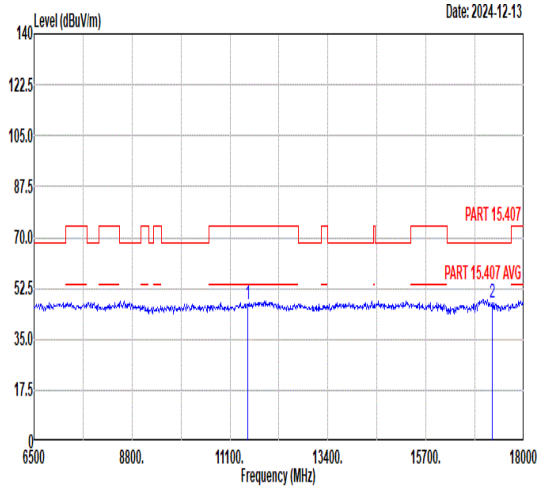 Freq Level Limit Line Margin Read Level Ant Factor Cable Loss Preamp Factor APos TPos Remark MHz dBuV/m dBuV/m dB dBuV dB/m dB dB cm deg 1 11510.00 47.21 74.00 -26.79 44.45 38.20 14.85 50.29 --- --- Peak 2 17265.00 47.31 68.30 -20.99 40.30 42.51 17.58 53.08 --- --- Peak

Mode	39	
	Band Edge - L	
	U-NII-3_5.725-5.85_802.11be EHT40_CH159_Full_5795MHz	
ANT	5+7	
Pol.	Horizontal	Fundamental
Peak	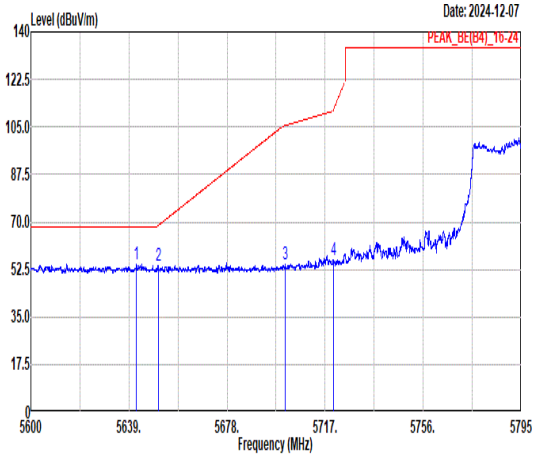 Freq Level Limit Line Margin (dB) Read Level Ant Factor Cable Loss Preamp Factor APos TPos Remark MHz dBuV/m dBuV/m dBuV dB/m dB dB cm deg 1 5642.02 54.41 68.30 -13.89 39.01 36.47 11.69 32.76 200 54 PEAK 2 5650.62 54.05 68.76 -14.71 38.62 36.50 11.69 32.76 200 54 PEAK 3 5701.11 54.55 105.51 -50.96 39.07 36.60 11.66 32.78 200 54 PEAK 4 5720.24 56.16 111.34 -55.18 40.65 36.64 11.66 32.79 200 54 PEAK	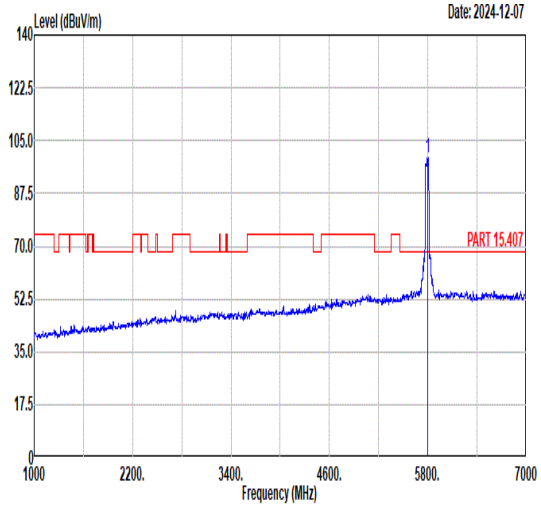 Freq Level Limit Line Margin (dB) Read Level Ant Factor Cable Loss Preamp Factor APos TPos Remark MHz dBuV/m dBuV/m dBuV dB/m dB dB cm deg 1 5795.00 99.52 ------ ------ 84.16 36.58 11.60 32.82 200 54 PEAK
Avg	Blank	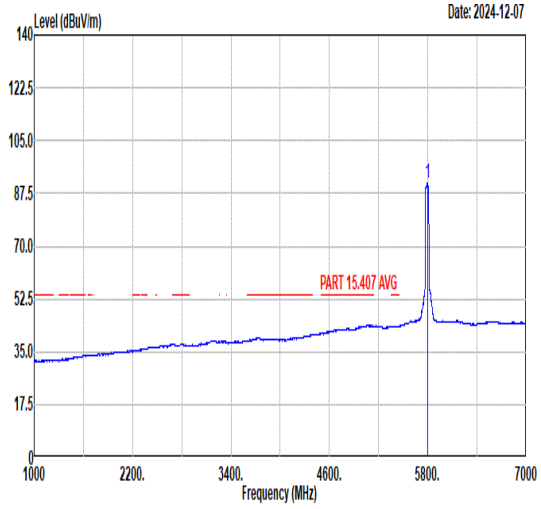 Freq Level Limit Line Margin (dB) Read Level Ant Factor Cable Loss Preamp Factor APos TPos Remark MHz dBuV/m dBuV/m dBuV dB/m dB dB cm deg 1 5795.00 90.95 ------ ------ 75.53 36.62 11.62 32.82 200 54 AVERAGE

Mode	39	
	Band Edge - R	
	U-NII-3_5.725-5.85_802.11be EHT40_CH159_Full_5795MHz	
ANT	5+7	
Pol.	Horizontal	Fundamental
Peak	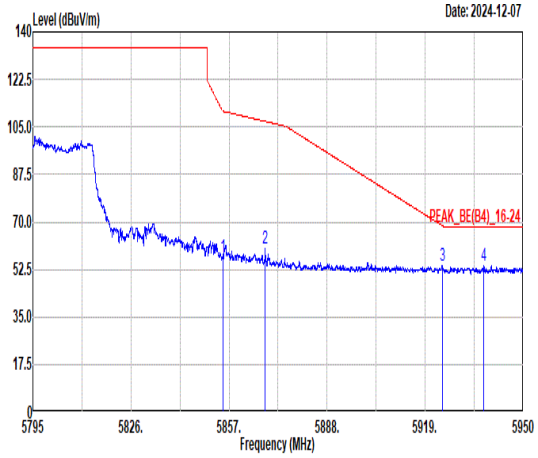 Freq Level Limit Line Margin (dB) Read Level Ant Factor Cable Loss Preamp Factor APos TPos Remark MHz dBuV/m dBuV/m dBuV dB/m dB dB cm deg 1 5854.99 57.23 110.83 -53.60 42.04 36.51 11.52 32.84 200 54 PEAK 2 5868.41 59.99 107.04 -47.05 44.80 36.54 11.50 32.85 200 54 PEAK 3 5924.36 53.86 68.67 -14.81 38.68 36.65 11.40 32.87 200 54 PEAK 4 5937.52 53.91 68.30 -14.39 38.73 36.68 11.38 32.88 200 54 PEAK	Blank

Mode	39	
	Band Edge - L	
	U-NII-3_5.725-5.85_802.11be EHT40_CH159_Full_5795MHz	
ANT	5+7	
Pol.	Vertical	Fundamental
Peak	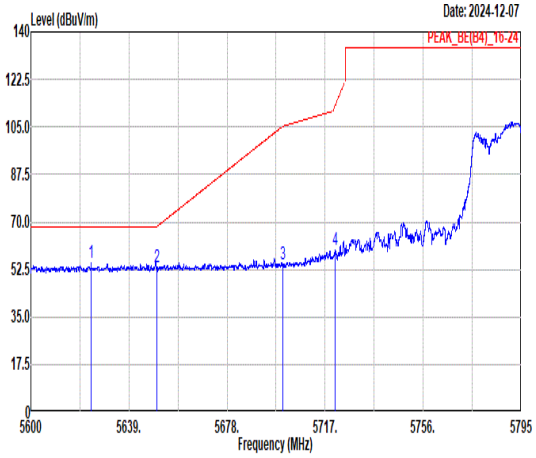 Freq Level Limit Line Margin (dB) Read Level Ant Factor Cable Loss Preamp Factor APos TPos Remark MHz dBuV/m dBuV/m dBuV dB/m dB dB cm deg 1 5623.91 54.90 68.30 -13.40 39.55 36.40 11.70 32.75 200 338 PEAK 2 5650.23 53.35 68.47 -15.12 37.92 36.50 11.69 32.76 200 338 PEAK 3 5700.33 54.65 105.29 -50.64 39.17 36.60 11.66 32.78 200 338 PEAK 4 5721.00 59.84 113.08 -53.24 44.33 36.64 11.66 32.79 200 338 PEAK	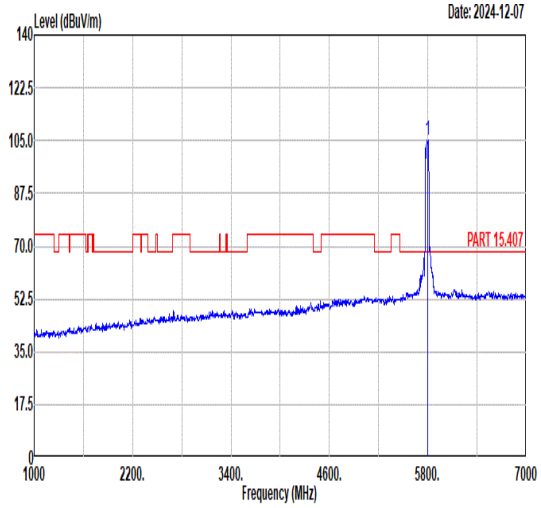 Freq Level Limit Line Margin (dB) Read Level Ant Factor Cable Loss Preamp Factor APos TPos Remark MHz dBuV/m dBuV/m dBuV dB/m dB dB cm deg 1 5795.00 105.37 ------ ------ 90.01 36.58 11.60 32.82 200 338 PEAK
Avg	Blank	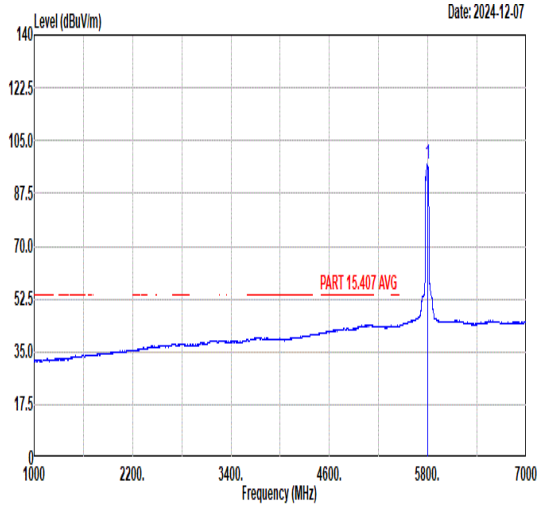 Freq Level Limit Line Margin (dB) Read Level Ant Factor Cable Loss Preamp Factor APos TPos Remark MHz dBuV/m dBuV/m dBuV dB/m dB dB cm deg 1 5795.00 97.20 ------ ------ 81.78 36.62 11.62 32.82 200 338 AVERAGE

Mode	39	
	Band Edge - R	
	U-NII-3_5.725-5.85_802.11be EHT40_CH159_Full_5795MHz	
ANT	5+7	
Pol.	Vertical	Fundamental
Peak	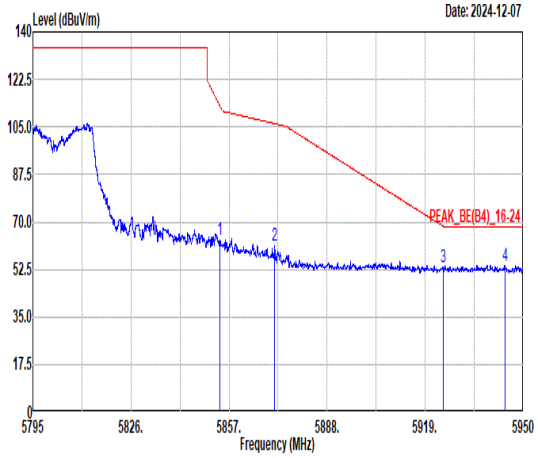 Freq Level Limit Line Margin (dB) Read Level Ant Factor Cable Loss Preamp Factor APos TPos Remark MHz dBuV/m dBuV/m dBuV dB/m dB dB cm deg 1 5854.15 63.41 112.74 -49.33 48.22 36.51 11.52 32.84 200 338 PEAK 2 5871.35 61.40 106.22 -44.82 46.22 36.54 11.49 32.85 200 338 PEAK 3 5924.66 53.30 68.45 -15.15 38.12 36.65 11.40 32.87 200 338 PEAK 4 5944.19 53.99 68.30 -14.31 38.81 36.69 11.37 32.88 200 338 PEAK	Blank

Mode	39	
	Harmonic	
	U-NII-3_5.725-5.85_802.11be EHT40_CH159_Full_5795MHz	
ANT	5+7	
Pol.	Horizontal	Vertical
Peak Avg	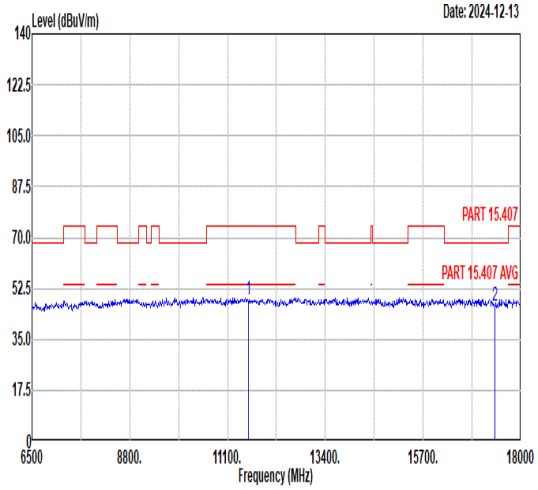 Freq Level Limit Line Margin Read Level Ant Factor Cable Loss Preamp Factor APos TPos Remark MHz dBuV/m dBuV/m dB dBuV dB/m dB dB cm deg 1 11590.00 48.75 74.00 -25.25 45.89 38.20 14.89 50.23 --- --- Peak 2 17385.00 46.69 68.30 -21.61 40.21 42.22 17.61 53.35 --- --- Peak	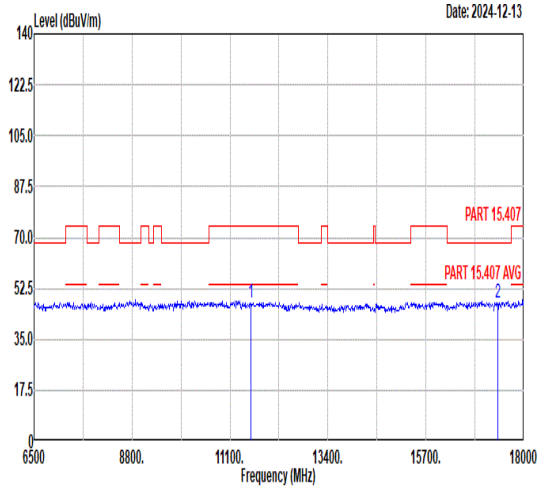 Freq Level Limit Line Margin Read Level Ant Factor Cable Loss Preamp Factor APos TPos Remark MHz dBuV/m dBuV/m dB dBuV dB/m dB dB cm deg 1 11590.00 47.37 74.00 -26.63 44.51 38.20 14.89 50.23 --- --- Peak 2 17385.00 47.47 68.30 -20.83 40.99 42.22 17.61 53.35 --- --- Peak

Mode	40	
	Band Edge - L	
	U-NII-3_5.725-5.85_802.11be EHT80_CH155_Full_5775MHz	
ANT	5+7	
Pol.	Horizontal	Fundamental
Peak	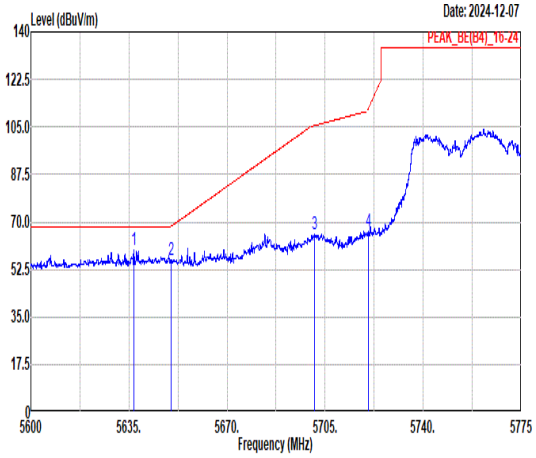 Freq Level Limit Line Margin (dB) Read Level Ant Factor Cable Loss Preamp Factor APos TPos Remark MHz dBuV/m dBuV/m dBuV dB/m dB dB cm deg 1 5636.66 59.45 68.30 -8.85 44.06 36.45 11.69 32.75 297 297 PEAK 2 5650.16 55.99 68.41 -12.42 40.56 36.50 11.69 32.76 297 297 PEAK 3 5701.24 65.47 105.55 -40.08 49.99 36.60 11.66 32.78 297 297 PEAK 4 5720.31 66.41 111.51 -45.10 50.90 36.64 11.66 32.79 297 297 PEAK	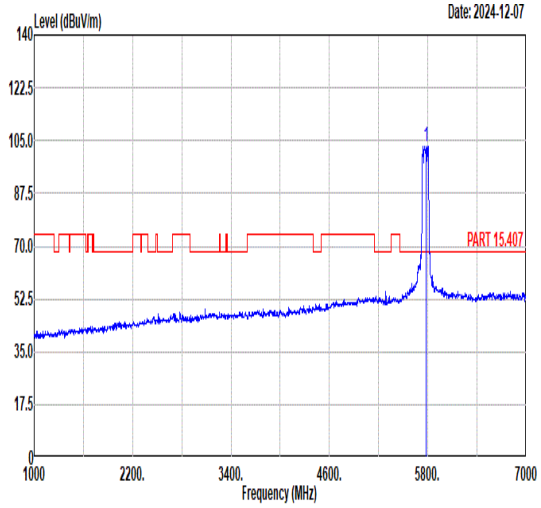 Freq Level Limit Line Margin (dB) Read Level Ant Factor Cable Loss Preamp Factor APos TPos Remark MHz dBuV/m dBuV/m dBuV dB/m dB dB cm deg 1 5775.00 103.07 ------ ------ 87.69 36.59 11.61 32.82 297 297 PEAK
Avg	Blank	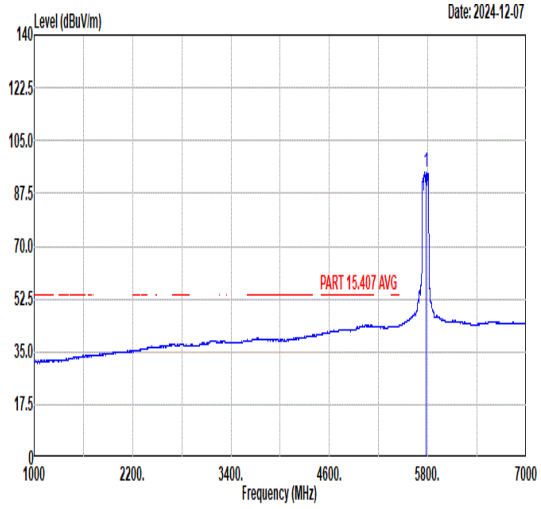 Freq Level Limit Line Margin (dB) Read Level Ant Factor Cable Loss Preamp Factor APos TPos Remark MHz dBuV/m dBuV/m dBuV dB/m dB dB cm deg 1 5775.00 94.79 ------ ------ 79.33 36.64 11.63 32.81 297 297 AVERAGE

Mode	40	
	Band Edge - R	
	U-NII-3_5.725-5.85_802.11be EHT80_CH155_Full_5775MHz	
ANT	5+7	
Pol.	Horizontal	Fundamental
Peak	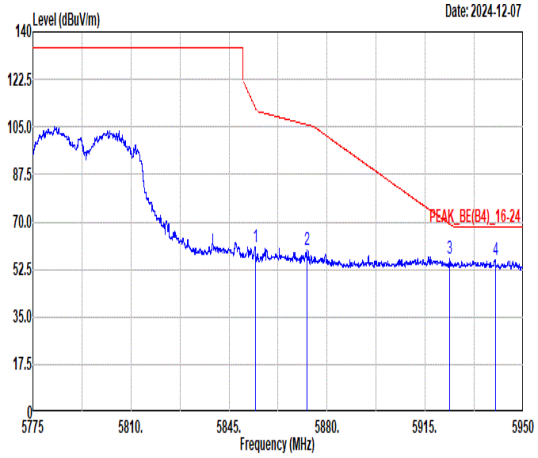 Freq Level Limit Line Margin (dB) Read Level Ant Factor Cable Loss Preamp Factor APos TPos Remark MHz dBuV/m dBuV/m dBuV dB/m dB dB cm deg 1 5854.36 60.55 112.25 -51.70 45.36 36.51 11.52 32.84 297 297 PEAK 2 5872.74 59.94 105.83 -45.89 44.75 36.55 11.49 32.85 297 297 PEAK 3 5923.66 56.73 69.19 -12.46 41.54 36.65 11.41 32.87 297 297 PEAK 4 5940.11 55.99 68.30 -12.31 40.81 36.68 11.38 32.88 297 297 PEAK	Blank

Mode	40	
	Band Edge - L	
	U-NII-3_5.725-5.85_802.11be EHT80_CH155_Full_5775MHz	
ANT	5+7	
Pol.	Vertical	Fundamental
Peak	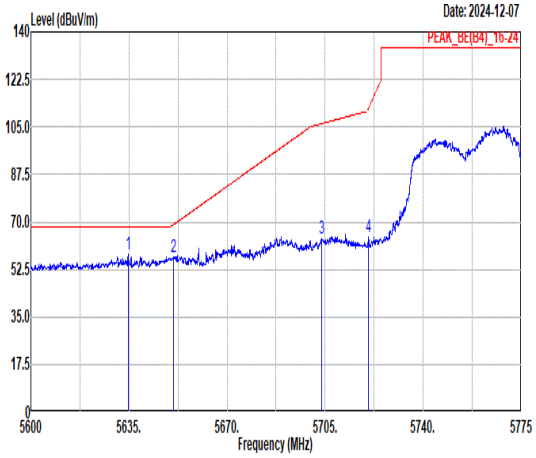 Freq Level Limit Line Margin (dB) Read Level Ant Factor Cable Loss Preamp Factor APos TPos Remark 1 5634.74 58.08 68.30 -10.22 42.70 36.44 11.69 32.75 383 260 PEAK 2 5651.03 57.19 69.06 -11.87 41.76 36.50 11.69 32.76 383 260 PEAK 3 5703.86 63.67 106.28 -42.61 48.18 36.61 11.66 32.78 383 260 PEAK 4 5720.49 64.32 111.91 -47.59 48.81 36.64 11.66 32.79 383 260 PEAK	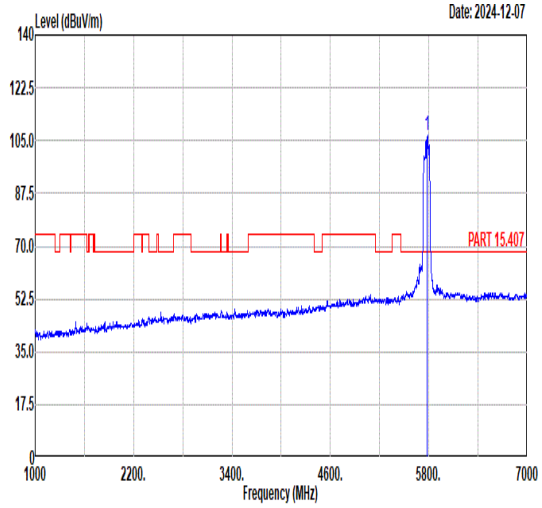 Freq Level Limit Line Margin (dB) Read Level Ant Factor Cable Loss Preamp Factor APos TPos Remark 1 5775.00 106.70 ------ ------ 91.25 36.63 11.63 32.81 383 260 PEAK
Avg	Blank	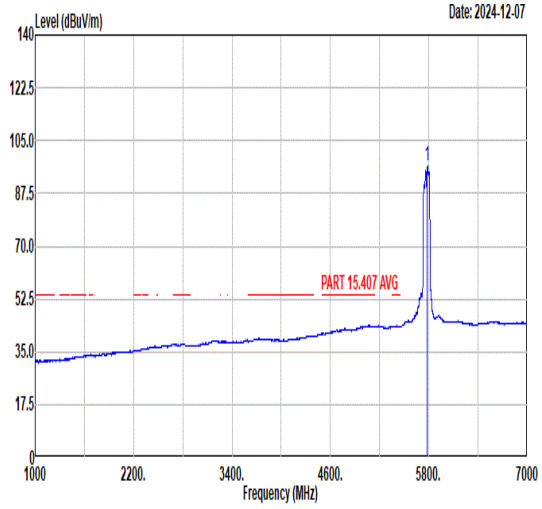 Freq Level Limit Line Margin (dB) Read Level Ant Factor Cable Loss Preamp Factor APos TPos Remark 1 5775.00 96.53 ------ ------ 81.08 36.63 11.63 32.81 383 260 AVERAGE

Mode	40	
	Band Edge - R	
	U-NII-3_5.725-5.85_802.11be EHT80_CH155_Full_5775MHz	
ANT	5+7	
Pol.	Vertical	Fundamental
Peak	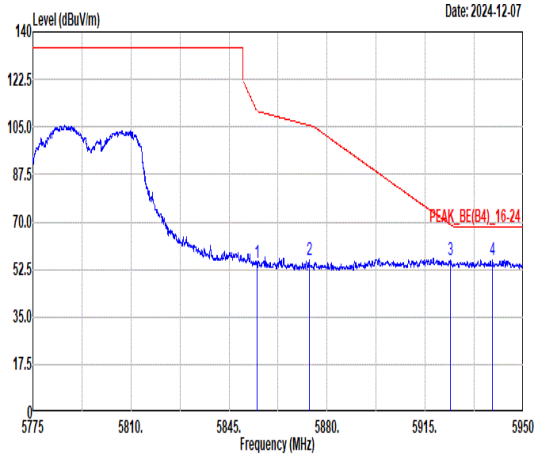 Freq Level Limit Line Margin (dB) Read Level Ant Factor Cable Loss Preamp Factor APos TPos Remark MHz dBuV/m dBuV/m dBuV dB/m dB dB cm deg 1 5854.99 54.85 110.82 -55.97 39.66 36.51 11.52 32.84 383 260 PEAK 2 5873.61 56.04 105.59 -49.55 40.85 36.55 11.49 32.85 383 260 PEAK 3 5924.03 56.07 68.91 -12.84 40.88 36.65 11.41 32.87 383 260 PEAK 4 5939.06 55.86 68.30 -12.44 40.68 36.68 11.38 32.88 383 260 PEAK	Blank

Mode	40	
	Harmonic	
	U-NII-3_5.725-5.85_802.11be EHT80_CH155_Full_5775MHz	
ANT	5+7	
Pol.	Horizontal	Vertical
Peak Avg	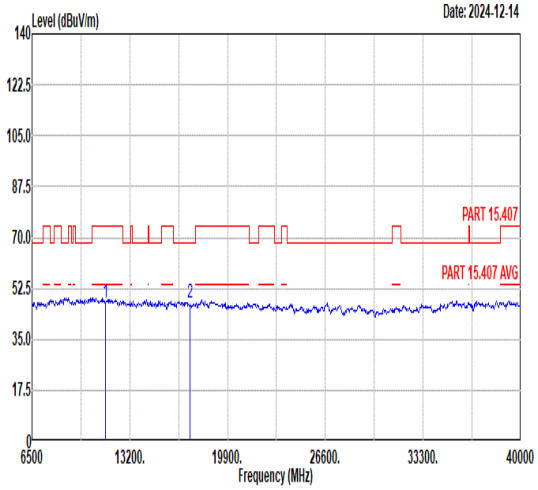 Freq Level Limit Line Margin Read Level Ant Factor Cable Loss Preamp Factor APos TPos Remark MHz dBuV/m dBuV/m dB dBuV dB/m dB dB cm deg 1 11550.00 47.63 74.00 -26.37 44.82 38.20 14.87 50.26 --- --- Peak 2 17325.00 47.79 68.30 -20.51 41.14 42.28 17.59 53.22 --- --- Peak	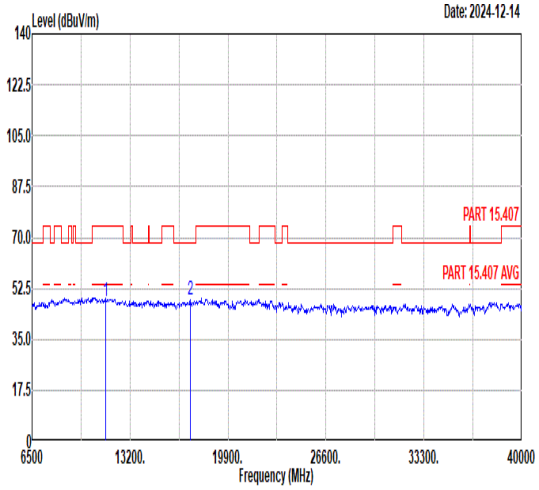 Freq Level Limit Line Margin Read Level Ant Factor Cable Loss Preamp Factor APos TPos Remark MHz dBuV/m dBuV/m dB dBuV dB/m dB dB cm deg 1 11550.00 47.97 74.00 -26.03 45.16 38.20 14.87 50.26 --- --- Peak 2 17325.00 48.44 68.30 -19.86 41.79 42.28 17.59 53.22 --- --- Peak

Mode	41	
	Harmonic	
	Straddle channels_5.47-5.85_802.11a_CH144_5720MHz	
ANT	5+7	
Pol.	Horizontal	Vertical
Peak Avg	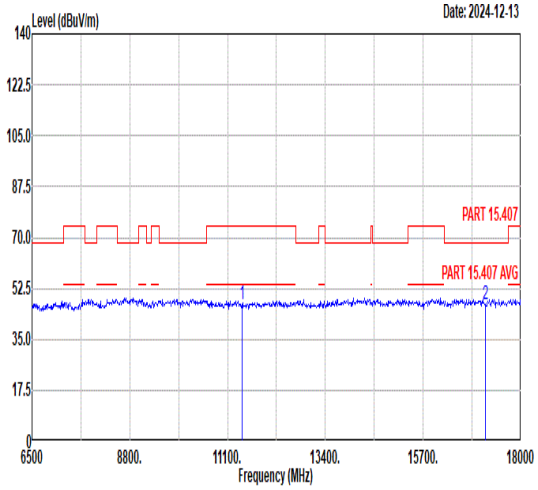 Freq Level Limit Line Margin Read Level Ant Factor Cable Loss Preamp Factor APos TPos Remark MHz dBuV/m dBuV/m dB dBuV dB/m dB dB cm deg 1 11440.00 46.94 74.00 -27.06 44.31 38.20 14.80 50.37 --- --- Peak 2 17160.00 47.24 68.30 -21.06 39.60 42.94 17.55 52.85 --- --- Peak	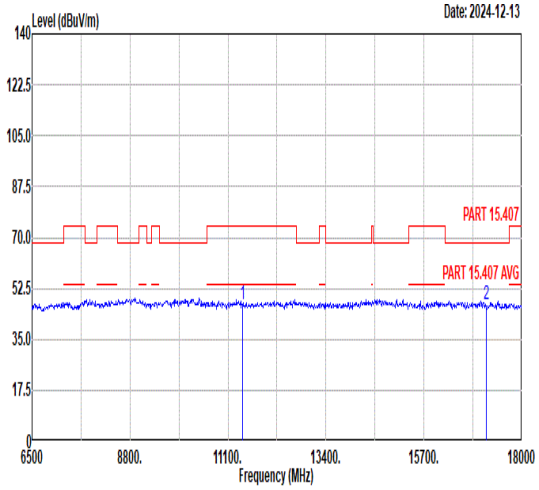 Freq Level Limit Line Margin Read Level Ant Factor Cable Loss Preamp Factor APos TPos Remark MHz dBuV/m dBuV/m dB dBuV dB/m dB dB cm deg 1 11440.00 47.27 74.00 -26.73 44.64 38.20 14.80 50.37 --- --- Peak 2 17160.00 46.89 68.30 -21.41 39.25 42.94 17.55 52.85 --- --- Peak

Mode	42	
	Harmonic	
	Straddle channels_5.47-5.85_802.11be EHT20_CH144_Full_5710MHz	
ANT	5+7	
Pol.	Horizontal	Vertical
Peak Avg	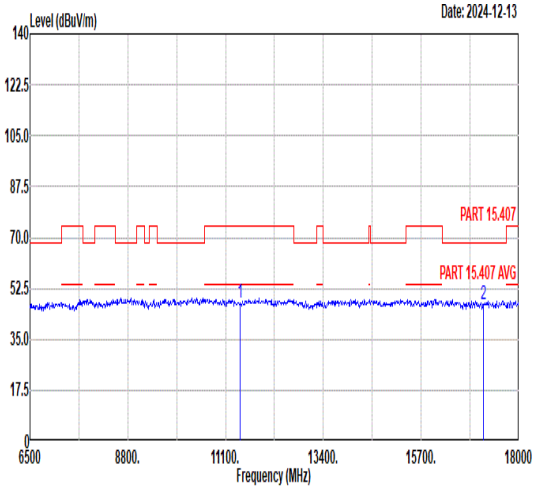 Freq Level Limit Line Margin Read Level Ant Factor Cable Loss Preamp Factor APos TPos Remark MHz dBuV/m dBuV/m dB dBuV dB/m dB dB cm deg 1 11440.00 47.63 74.00 -26.37 45.00 38.20 14.80 50.37 --- --- Peak 2 17160.00 47.06 68.30 -21.24 39.42 42.94 17.55 52.85 --- --- Peak	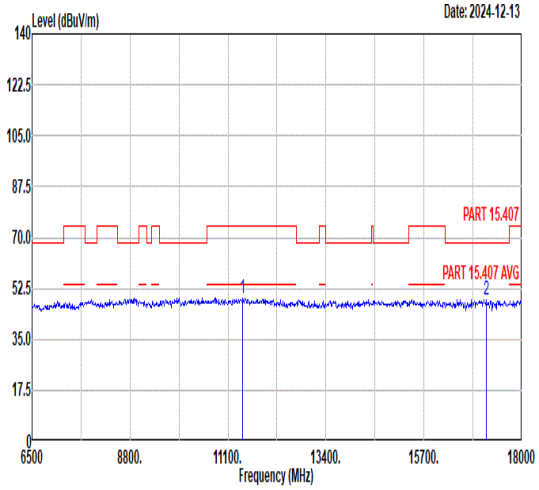 Freq Level Limit Line Margin Read Level Ant Factor Cable Loss Preamp Factor APos TPos Remark MHz dBuV/m dBuV/m dB dBuV dB/m dB dB cm deg 1 11440.00 49.07 74.00 -24.93 46.44 38.20 14.80 50.37 --- --- Peak 2 17160.00 48.40 68.30 -19.90 40.76 42.94 17.55 52.85 --- --- Peak

Mode	43	
	Harmonic	
	Straddle channels_5.47-5.85_802.11be EHT40_CH142_Full_5690MHz	
ANT	5+7	
Pol.	Horizontal	Vertical
Peak Avg	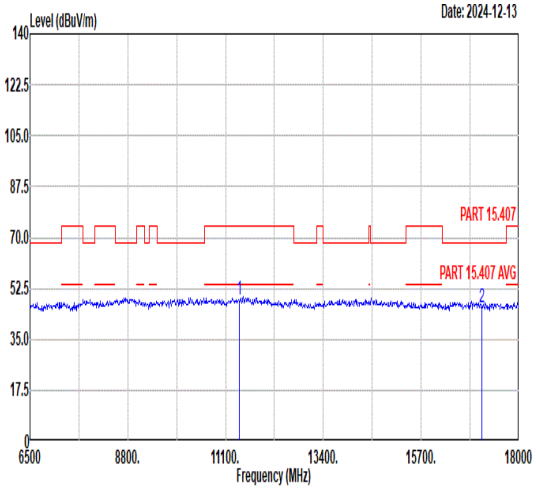 Freq Level Limit Line Margin Read Level Ant Factor Cable Loss Preamp Factor APos TPos Remark MHz dBuV/m dBuV/m dB dBuV dB/m dB dB cm deg 1 11420.00 48.53 74.00 -25.47 45.94 38.20 14.79 50.40 --- --- Peak 2 17130.00 46.15 68.30 -22.15 38.43 42.97 17.54 52.79 --- --- Peak	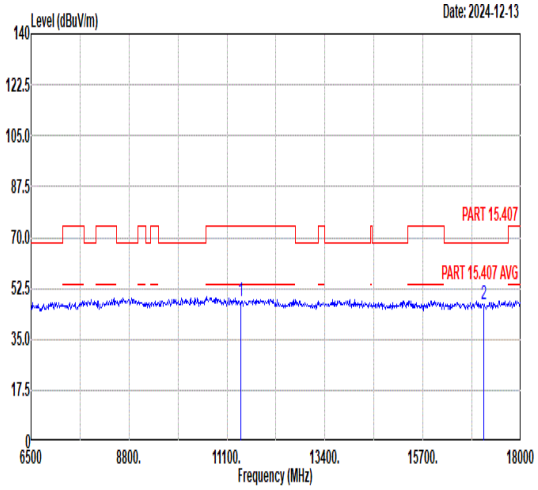 Freq Level Limit Line Margin Read Level Ant Factor Cable Loss Preamp Factor APos TPos Remark MHz dBuV/m dBuV/m dB dBuV dB/m dB dB cm deg 1 11420.00 48.17 74.00 -25.83 45.58 38.20 14.79 50.40 --- --- Peak 2 17130.00 46.89 68.30 -21.41 39.17 42.97 17.54 52.79 --- --- Peak

Mode	44	
	Harmonic	
	Straddle channels_5.47-5.85_802.11be EHT80_CH138_Full_5720MHz	
ANT	5+7	
Pol.	Horizontal	Vertical
Peak Avg	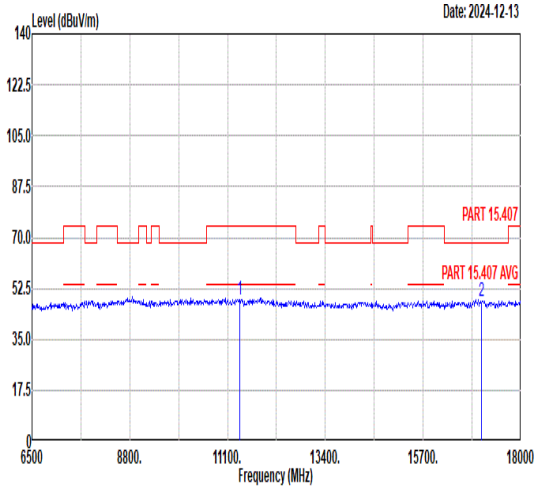 Freq Level Limit Line Margin Read Level Ant Factor Cable Loss Preamp Factor APos TPos Remark MHz dBuV/m dBuV/m dB dBuV dB/m dB dB cm deg 1 11380.00 48.75 74.00 -25.25 46.24 38.18 14.77 50.44 --- --- Peak 2 17070.00 47.94 68.30 -20.36 40.13 42.94 17.52 52.65 --- --- Peak	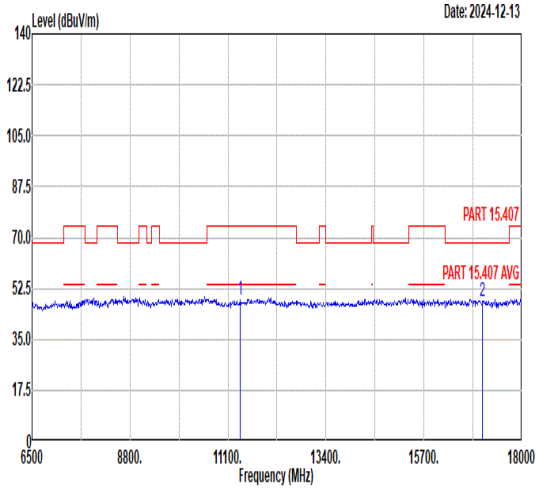 Freq Level Limit Line Margin Read Level Ant Factor Cable Loss Preamp Factor APos TPos Remark MHz dBuV/m dBuV/m dB dBuV dB/m dB dB cm deg 1 11380.00 48.50 74.00 -25.50 45.99 38.18 14.77 50.44 --- --- Peak 2 17070.00 47.98 68.30 -20.32 40.17 42.94 17.52 52.65 --- --- Peak

Mode	45	
	Band Edge	
	U-NII-1_5.15-5.25_802.11be EHT20_CH36_Single RU 26/0_5180MHz	
ANT	5+7	
Pol.	Horizontal	Fundamental
Peak	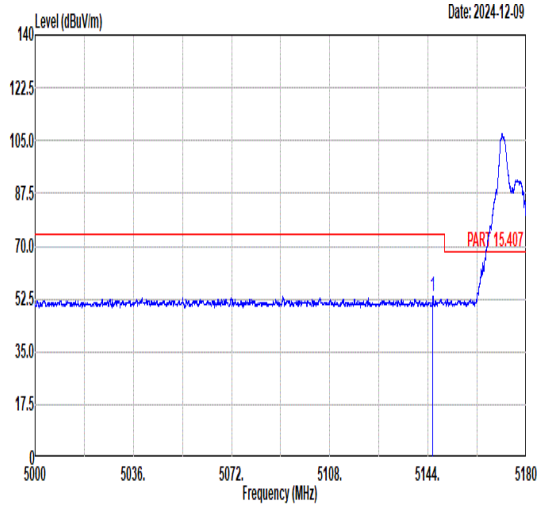 Freq Level Limit Line Margin (dB) Read Level Ant Factor Cable Loss Preamp Factor APos TPos Remark MHz dBuV/m dBuV/m dBuV dB/m dB dB cm deg 1 5145.73 53.61 74.00 -20.39 39.44 35.71 11.09 32.63 382 320 PEAK	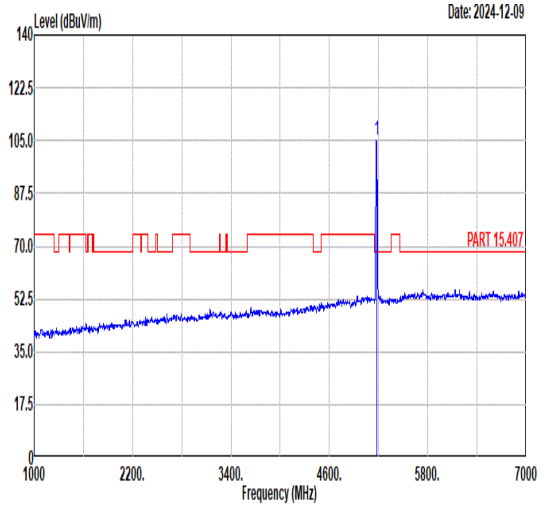 Freq Level Limit Line Margin (dB) Read Level Ant Factor Cable Loss Preamp Factor APos TPos Remark MHz dBuV/m dBuV/m dBuV dB/m dB dB cm deg 1 5180.00 104.93 ------ ------ 90.74 35.74 11.08 32.63 382 320 PEAK
Avg	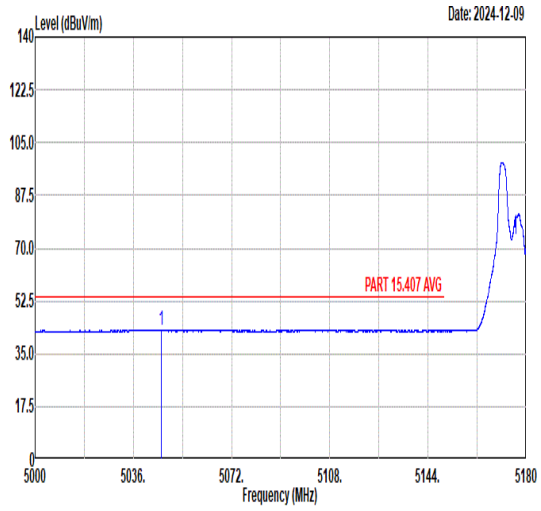 Freq Level Limit Line Margin (dB) Read Level Ant Factor Cable Loss Preamp Factor APos TPos Remark MHz dBuV/m dBuV/m dBuV dB/m dB dB cm deg 1 5046.35 43.00 54.00 -11.00 28.67 35.80 11.14 32.61 382 320 AVERAGE	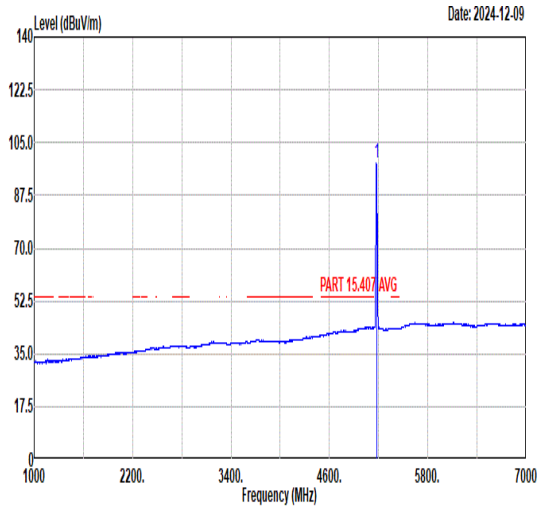 Freq Level Limit Line Margin (dB) Read Level Ant Factor Cable Loss Preamp Factor APos TPos Remark MHz dBuV/m dBuV/m dBuV dB/m dB dB cm deg 1 5180.00 98.14 ------ ------ 83.95 35.74 11.08 32.63 382 320 AVERAGE

Mode	45	
	Band Edge	
	U-NII-1_5.15-5.25_802.11be EHT20_CH36_Single RU 26/0_5180MHz	
ANT	5+7	
Pol.	Vertical	Fundamental
Peak	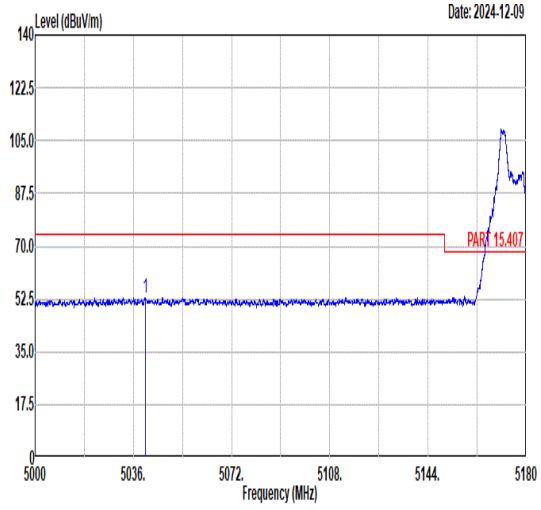 Freq Level Limit Line Margin (dB) Read Level Ant Factor Cable Loss Preamp Factor APos TPos Remark MHz dBuV/m dBuV/m dBuV dB/m dB dB cm deg 1 5040.43 53.06 74.00 -20.94 38.72 35.80 11.15 32.61 388 237 PEAK	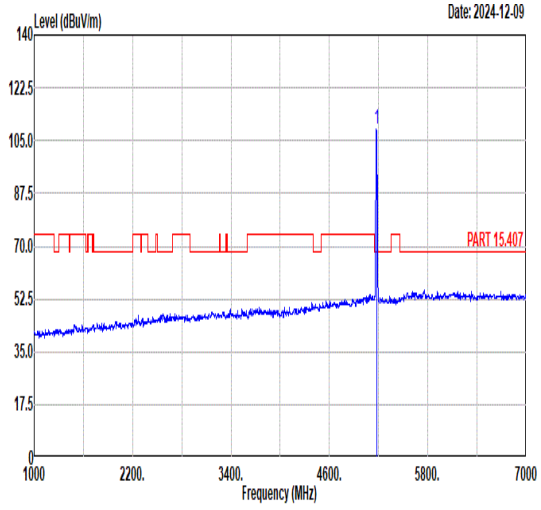 Freq Level Limit Line Margin (dB) Read Level Ant Factor Cable Loss Preamp Factor APos TPos Remark MHz dBuV/m dBuV/m dBuV dB/m dB dB cm deg 1 5180.00 108.62 ------ ------ 94.43 35.74 11.08 32.63 388 237 PEAK
Avg	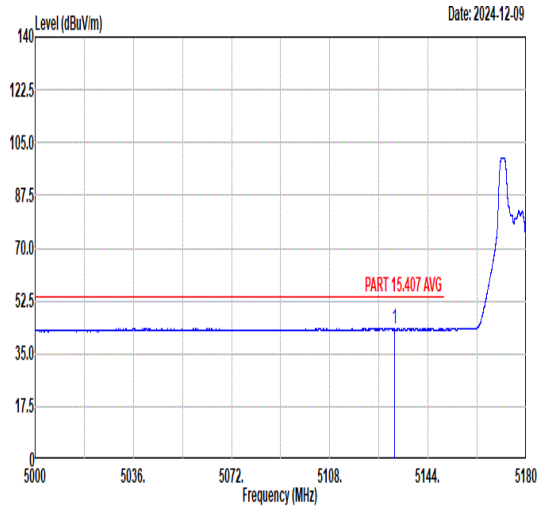 Freq Level Limit Line Margin (dB) Read Level Ant Factor Cable Loss Preamp Factor APos TPos Remark MHz dBuV/m dBuV/m dBuV dB/m dB dB cm deg 1 5131.67 43.40 54.00 -10.60 29.19 35.74 11.10 32.63 388 237 AVERAGE	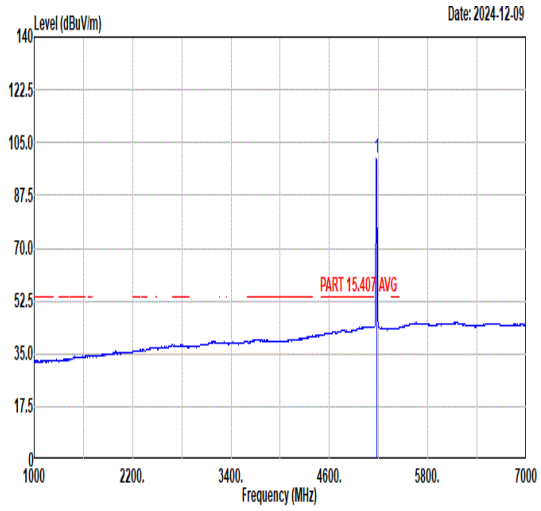 Freq Level Limit Line Margin (dB) Read Level Ant Factor Cable Loss Preamp Factor APos TPos Remark MHz dBuV/m dBuV/m dBuV dB/m dB dB cm deg 1 5180.00 99.67 ------ ------ 85.48 35.74 11.08 32.63 388 237 AVERAGE

Mode	46	
	Band Edge	
	U-NII-1_5.15-5.25_802.11be EHT20_CH36_Single RU 52/37_5180MHz	
ANT	5+7	
Pol.	Horizontal	Fundamental
Peak	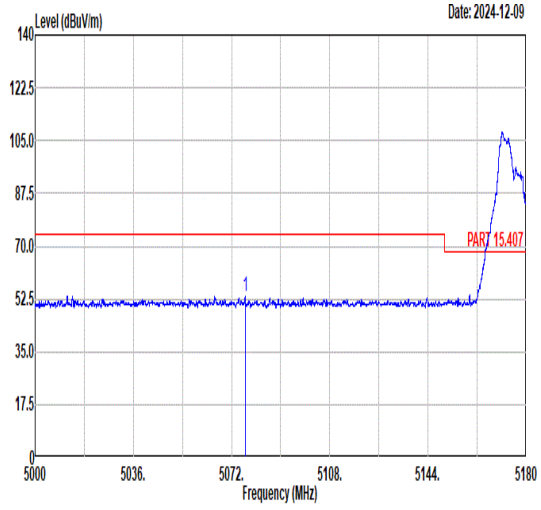 Freq Level Limit Line Margin (dB) Read Level Ant Factor Cable Loss Preamp Factor APos TPos Remark 1 5076.97 53.39 74.00 -20.61 39.08 35.80 11.13 32.62 381 323 PEAK	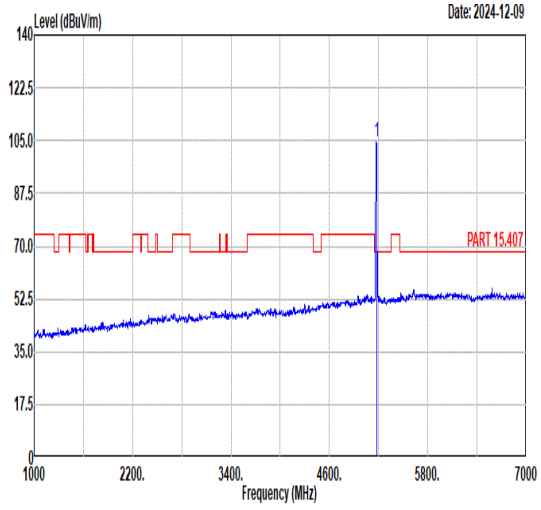 Freq Level Limit Line Margin (dB) Read Level Ant Factor Cable Loss Preamp Factor APos TPos Remark 1 5180.00 104.48 ------ ------ 90.29 35.74 11.08 32.63 381 323 PEAK
Avg	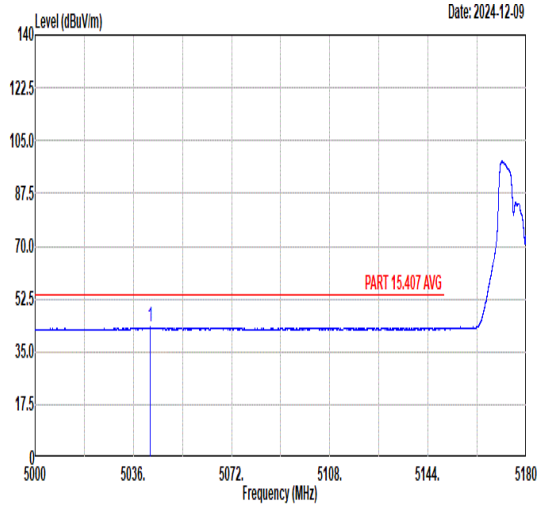 Freq Level Limit Line Margin (dB) Read Level Ant Factor Cable Loss Preamp Factor APos TPos Remark 1 5042.21 43.07 54.00 -10.93 28.73 35.80 11.15 32.61 381 323 AVERAGE	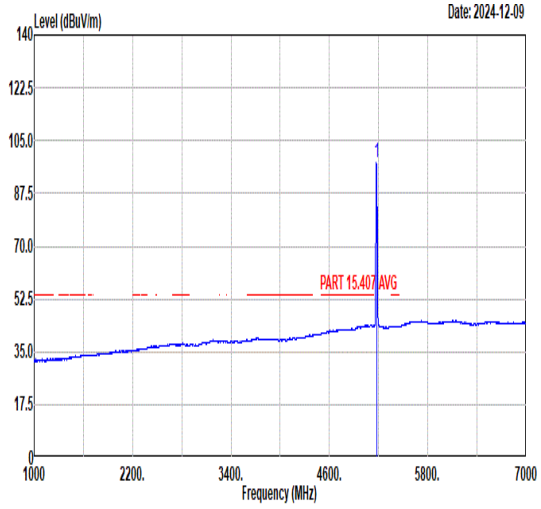 Freq Level Limit Line Margin (dB) Read Level Ant Factor Cable Loss Preamp Factor APos TPos Remark 1 5180.00 97.90 ------ ------ 83.71 35.74 11.08 32.63 381 323 AVERAGE

Mode	46	
	Band Edge	
	U-NII-1_5.15-5.25_802.11be EHT20_CH36_Single RU 52/37_5180MHz	
ANT	5+7	
Pol.	Vertical	Fundamental
Peak	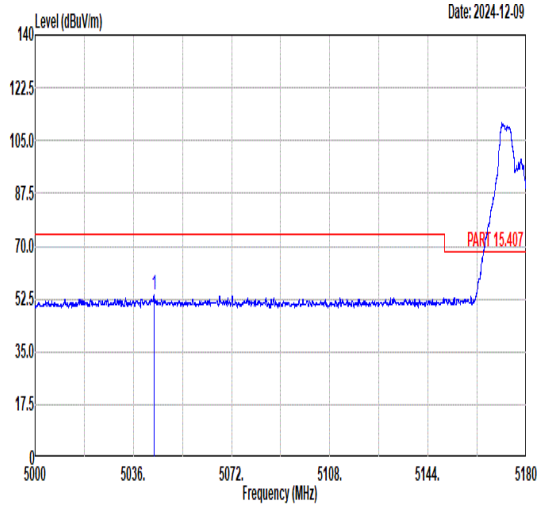 Freq Level Limit Line Margin (dB) Read Level Ant Factor Cable Loss Preamp Factor APos TPos Remark 1 5043.67 53.83 74.00 -20.17 39.50 35.80 11.14 32.61 392 339 PEAK	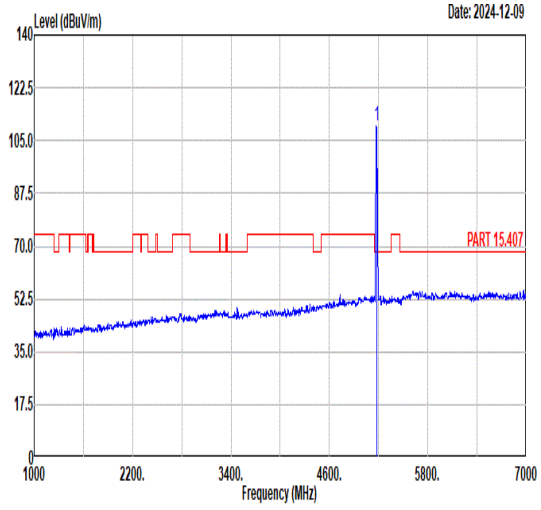 Freq Level Limit Line Margin (dB) Read Level Ant Factor Cable Loss Preamp Factor APos TPos Remark 1 5180.00 109.68 ------ ------ 95.49 35.74 11.08 32.63 392 339 PEAK
Avg	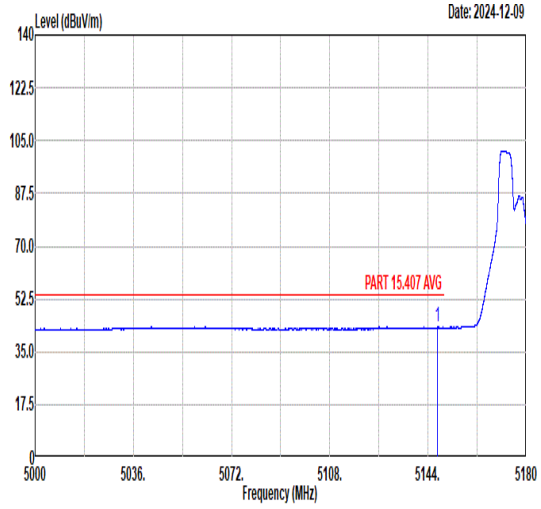 Freq Level Limit Line Margin (dB) Read Level Ant Factor Cable Loss Preamp Factor APos TPos Remark 1 5147.51 43.27 54.00 -10.73 29.11 35.70 11.09 32.63 392 339 AVERAGE	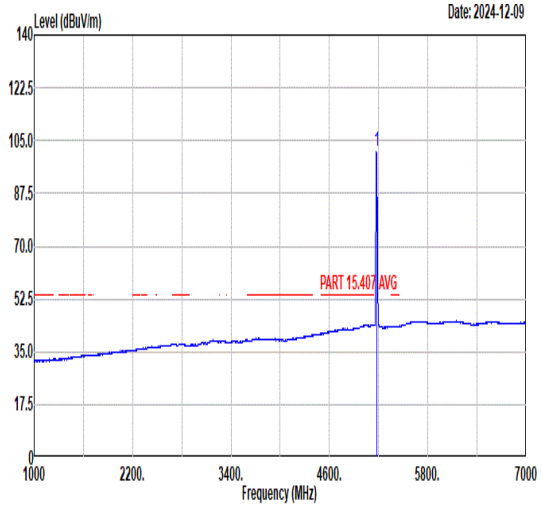 Freq Level Limit Line Margin (dB) Read Level Ant Factor Cable Loss Preamp Factor APos TPos Remark 1 5180.00 101.50 ------ ------ 87.31 35.74 11.08 32.63 392 339 AVERAGE

Mode	47	
	Band Edge	
	U-NII-1_5.15-5.25_802.11be EHT20_CH36_Single RU 106/53_5180MHz	
ANT	5+7	
Pol.	Horizontal	Fundamental
Peak	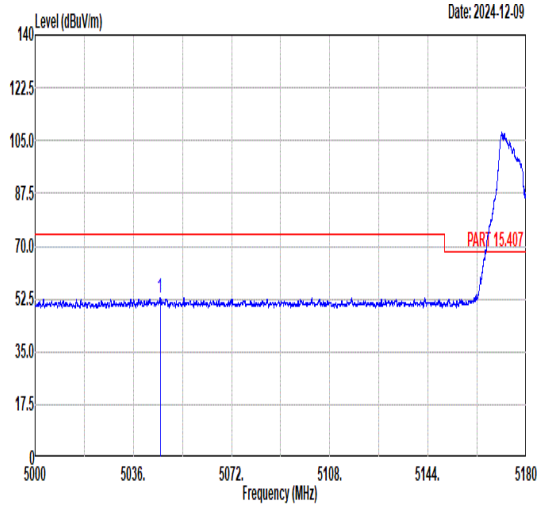 Freq Level Limit Line Margin (dB) Read Level Ant Factor Cable Loss Preamp Factor APos TPos Remark MHz dBuV/m dBuV/m dBuV dB/m dB dB cm deg 1 5045.81 52.88 74.00 -21.12 38.55 35.80 11.14 32.61 382 321 PEAK	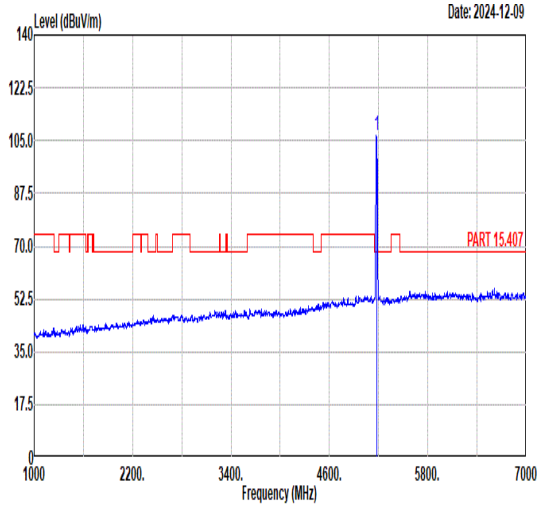 Freq Level Limit Line Margin (dB) Read Level Ant Factor Cable Loss Preamp Factor APos TPos Remark MHz dBuV/m dBuV/m dBuV dB/m dB dB cm deg 1 5180.00 106.55 ------ ------ 92.36 35.74 11.08 32.63 382 321 PEAK
Avg	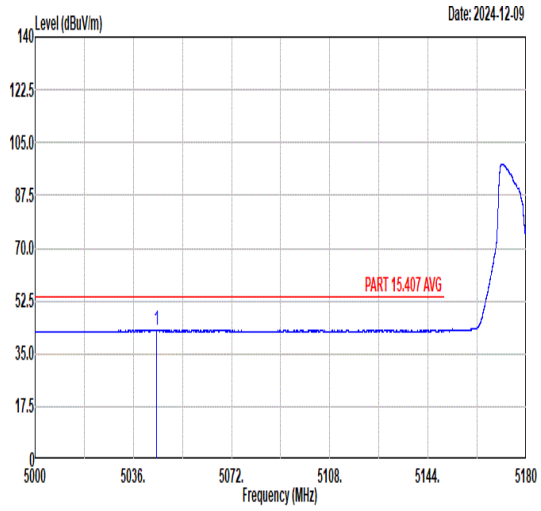 Freq Level Limit Line Margin (dB) Read Level Ant Factor Cable Loss Preamp Factor APos TPos Remark MHz dBuV/m dBuV/m dBuV dB/m dB dB cm deg 1 5044.55 42.88 54.00 -11.12 28.55 35.80 11.14 32.61 382 321 AVERAGE	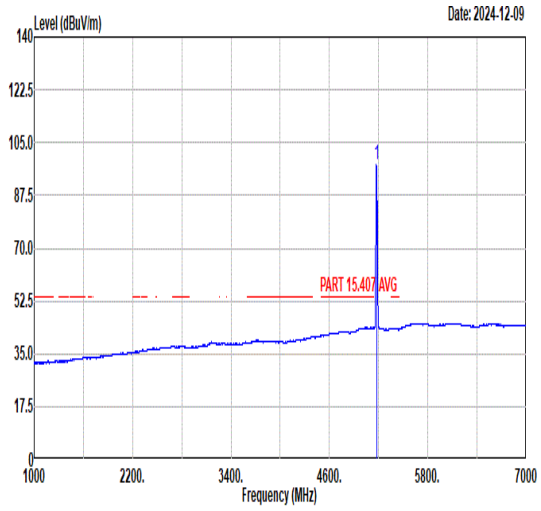 Freq Level Limit Line Margin (dB) Read Level Ant Factor Cable Loss Preamp Factor APos TPos Remark MHz dBuV/m dBuV/m dBuV dB/m dB dB cm deg 1 5180.00 97.75 ------ ------ 83.56 35.74 11.08 32.63 382 321 AVERAGE

Mode	47	
	Band Edge	
	U-NII-1_5.15-5.25_802.11be EHT20_CH36_Single RU 106/53_5180MHz	
ANT	5+7	
Pol.	Vertical	Fundamental
Peak	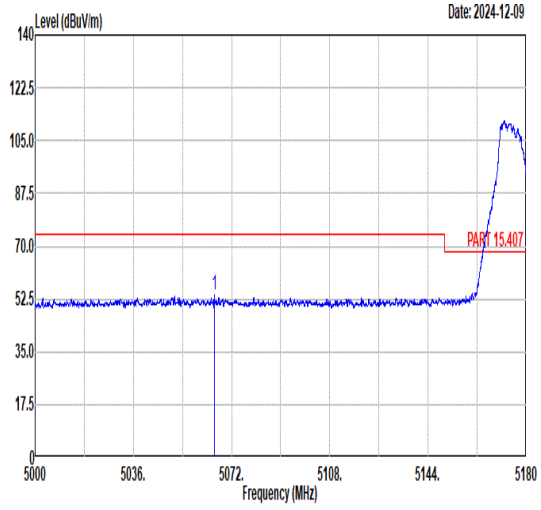 Freq Level Limit Line Margin (dB) Read Level Ant Factor Cable Loss Preamp Factor APos TPos Remark 1 5065.63 53.64 74.00 -20.36 39.32 35.80 11.13 32.61 391 338 PEAK	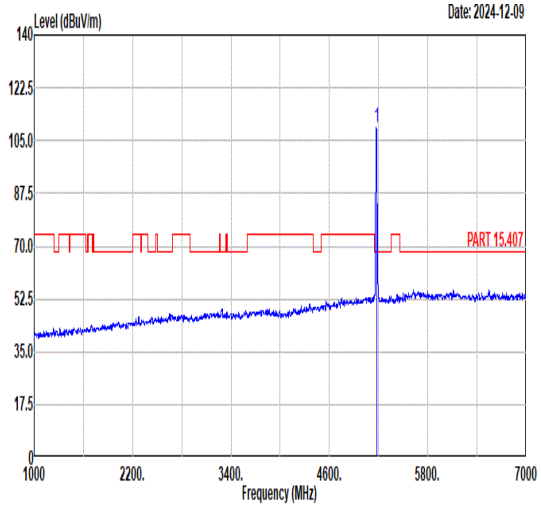 Freq Level Limit Line Margin (dB) Read Level Ant Factor Cable Loss Preamp Factor APos TPos Remark 1 5180.00 109.37 ------ ------ 95.18 35.74 11.08 32.63 391 338 PEAK
Avg	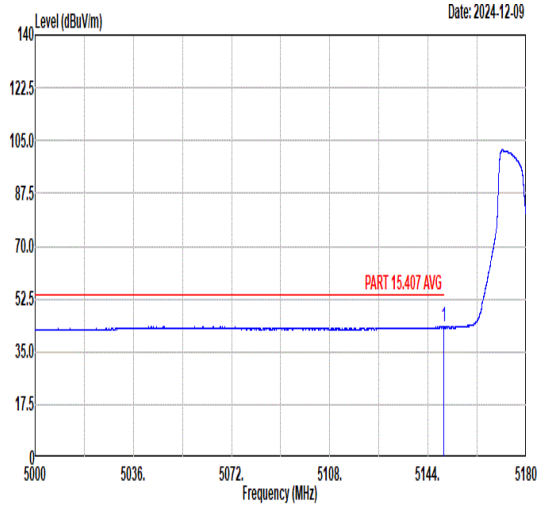 Freq Level Limit Line Margin (dB) Read Level Ant Factor Cable Loss Preamp Factor APos TPos Remark 1 5149.85 43.30 54.00 -10.70 29.14 35.70 11.09 32.63 391 338 AVERAGE	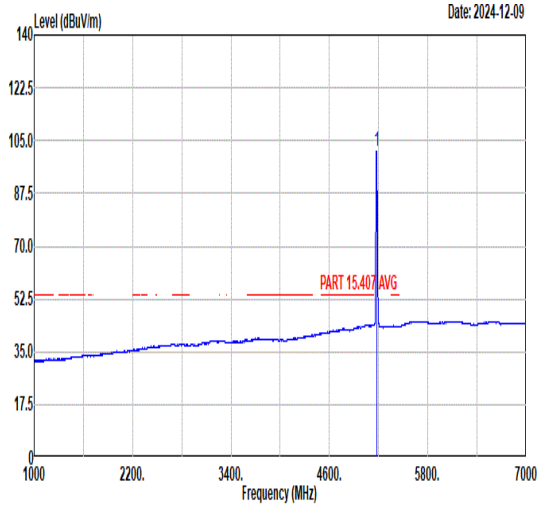 Freq Level Limit Line Margin (dB) Read Level Ant Factor Cable Loss Preamp Factor APos TPos Remark 1 5180.00 101.68 ------ ------ 87.49 35.74 11.08 32.63 391 338 AVERAGE

Mode	48	
	Band Edge	
	U-NII-2A_5.15-5.25_802.11be EHT20_CH64_Single RU 26/8_5320MHz	
ANT	5+7	
Pol.	Horizontal	Fundamental
Peak	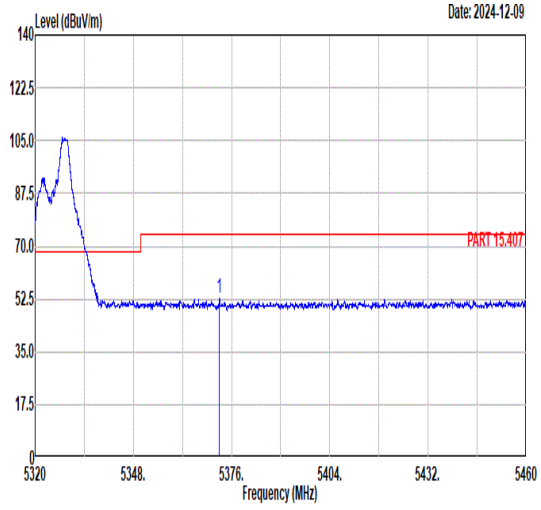 Freq Level Limit Line Margin (dB) Read Level Ant Factor Cable Loss Preamp Factor APos TPos Remark 1 5372.58 52.59 74.00 -21.41 38.28 36.05 10.93 32.67 380 323 PEAK	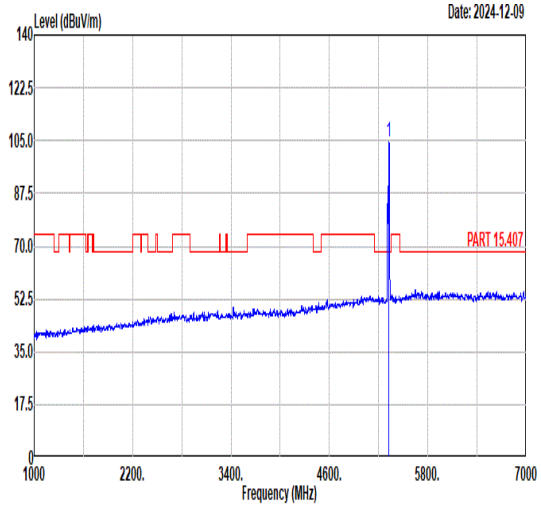 Freq Level Limit Line Margin (dB) Read Level Ant Factor Cable Loss Preamp Factor APos TPos Remark 1 5320.00 104.81 ------ ------ 90.57 35.94 10.96 32.66 380 323 PEAK
Avg	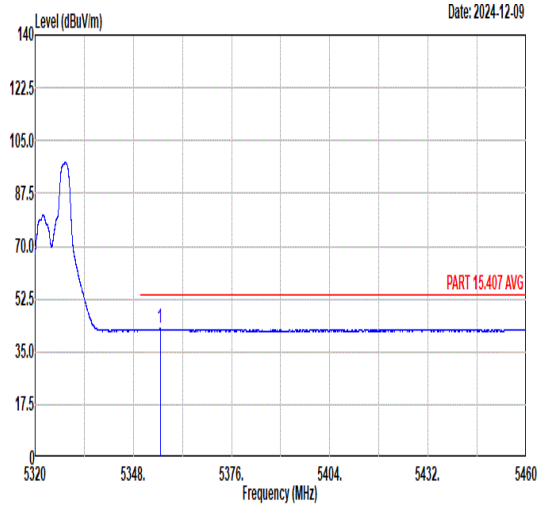 Freq Level Limit Line Margin (dB) Read Level Ant Factor Cable Loss Preamp Factor APos TPos Remark 1 5355.63 42.57 54.00 -11.43 28.21 36.09 10.94 32.67 380 323 AVERAGE	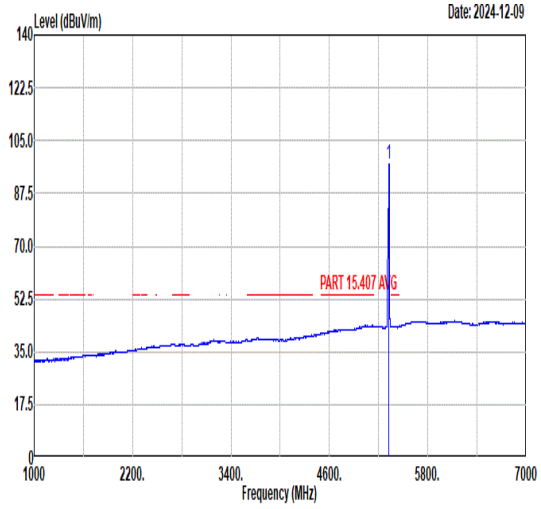 Freq Level Limit Line Margin (dB) Read Level Ant Factor Cable Loss Preamp Factor APos TPos Remark 1 5320.00 97.43 ------ ------ 83.19 35.94 10.96 32.66 380 323 AVERAGE

Mode	48	
	Band Edge	
	U-NII-2A_5.15-5.25_802.11be EHT20_CH64_Single RU 26/8_5320MHz	
ANT	5+7	
Pol.	Vertical	Fundamental
Peak	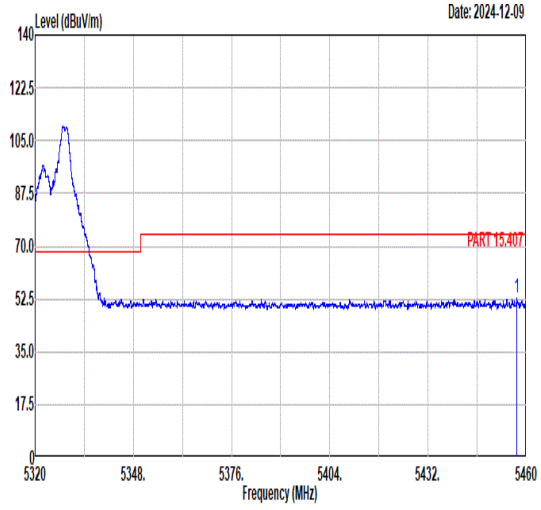 Freq Level Limit Line Margin (dB) Read Level Ant Factor Cable Loss Preamp Factor APos Remark TPos MHz dBuV/m dBuV/m dBuV dB/m dB dB cm deg 1 5457.27 52.96 74.00 -21.04 38.61 35.93 11.11 32.69 385 350 PEAK	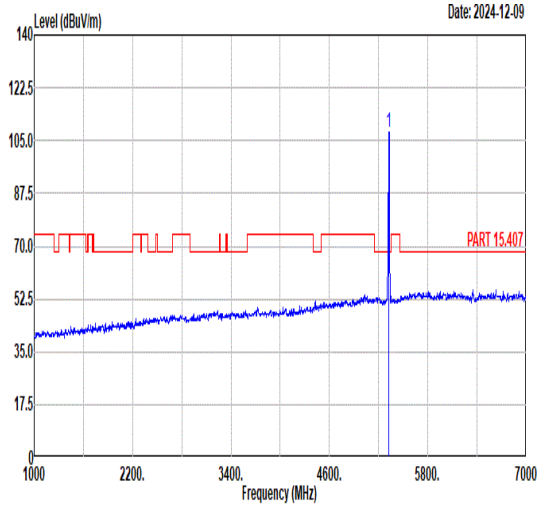 Freq Level Limit Line Margin (dB) Read Level Ant Factor Cable Loss Preamp Factor APos Remark TPos MHz dBuV/m dBuV/m dBuV dB/m dB dB cm deg 1 5320.00 108.00 ------ ------ 93.75 35.95 10.96 32.66 385 350 PEAK
Avg	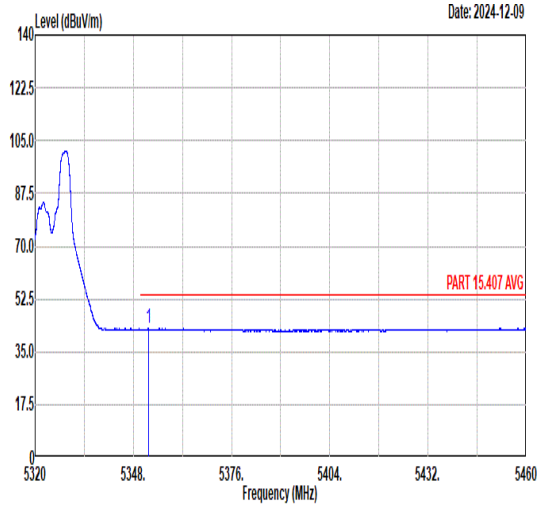 Freq Level Limit Line Margin (dB) Read Level Ant Factor Cable Loss Preamp Factor APos Remark TPos MHz dBuV/m dBuV/m dBuV dB/m dB dB cm deg 1 5352.27 42.66 54.00 -11.34 28.29 36.10 10.94 32.67 385 350 AVERAGE	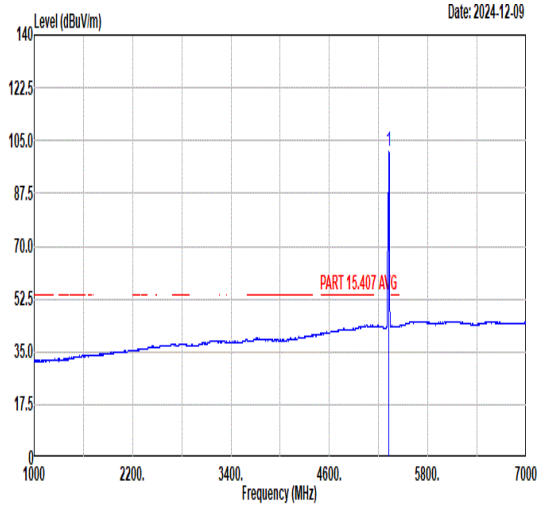 Freq Level Limit Line Margin (dB) Read Level Ant Factor Cable Loss Preamp Factor APos Remark TPos MHz dBuV/m dBuV/m dBuV dB/m dB dB cm deg 1 5320.00 101.24 ------ ------ 87.00 35.94 10.96 32.66 385 350 AVERAGE

Mode	49	
	Band Edge	
	U-NII-2A_5.15-5.25_802.11be EHT20_CH64_Single RU 52/40_5320MHz	
ANT	5+7	
Pol.	Horizontal	Fundamental
Peak	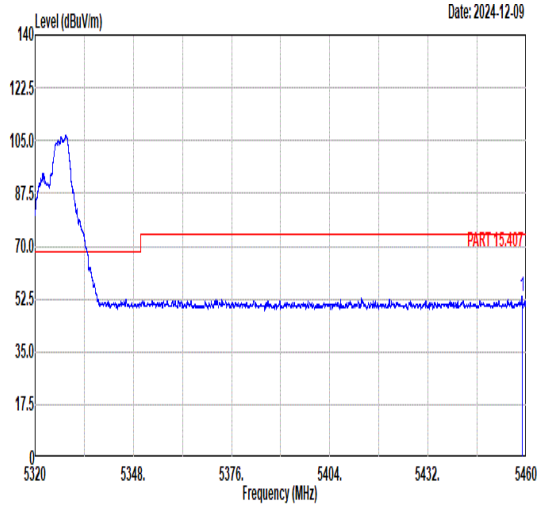 Freq Level Limit Line Margin (dB) Read Level Ant Factor Cable Loss Preamp Factor APos Remark TPos MHz dBuV/m dBuV/m dBuV dB/m dB dB cm deg 1 5458.81 53.27 74.00 -20.73 38.90 35.94 11.12 32.69 395 310 PEAK	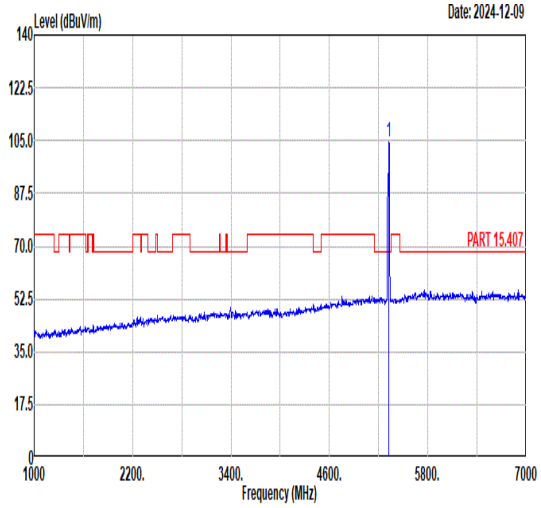 Freq Level Limit Line Margin (dB) Read Level Ant Factor Cable Loss Preamp Factor APos Remark TPos MHz dBuV/m dBuV/m dBuV dB/m dB dB cm deg 1 5320.00 104.80 ------ ------ 90.56 35.94 10.96 32.66 395 310 PEAK
Avg	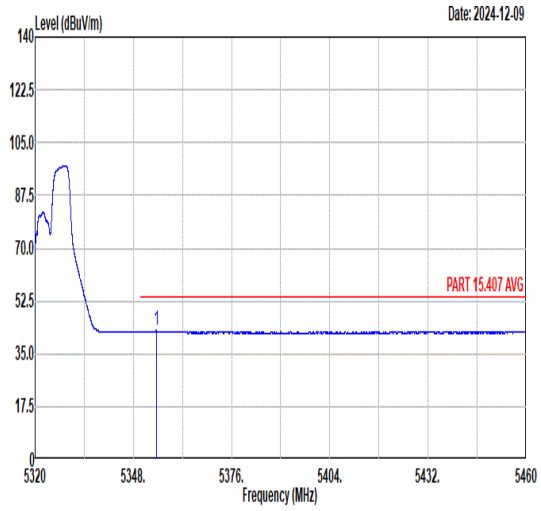 Freq Level Limit Line Margin (dB) Read Level Ant Factor Cable Loss Preamp Factor APos Remark TPos MHz dBuV/m dBuV/m dBuV dB/m dB dB cm deg 1 5354.51 42.60 54.00 -11.40 28.24 36.09 10.94 32.67 395 310 AVERAGE	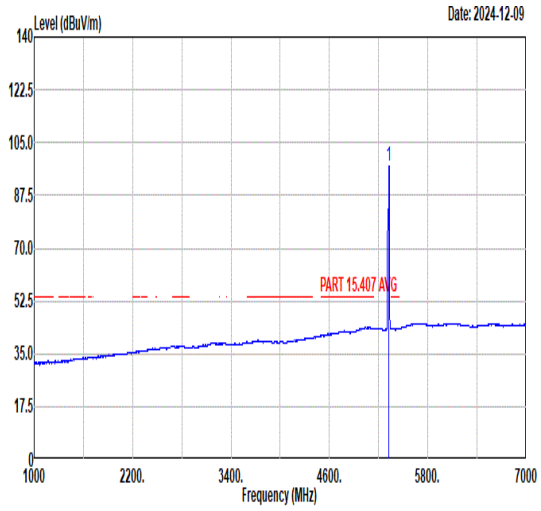 Freq Level Limit Line Margin (dB) Read Level Ant Factor Cable Loss Preamp Factor APos Remark TPos MHz dBuV/m dBuV/m dBuV dB/m dB dB cm deg 1 5320.00 97.27 ------ ------ 83.03 35.94 10.96 32.66 395 310 AVERAGE

Mode	49	
	Band Edge	
	U-NII-2A_5.15-5.25_802.11be EHT20_CH64_Single RU 52/40_5320MHz	
ANT	5+7	
Pol.	Vertical	Fundamental
Peak	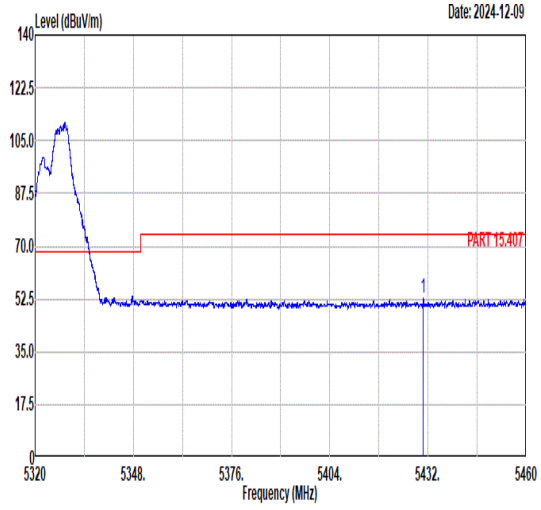 Freq Level Limit Line Margin (dB) Read Level Ant Factor Cable Loss Preamp Factor APos TPos Remark 1 5430.67 52.92 74.00 -21.08 38.67 35.94 11.00 32.69 385 350 PEAK	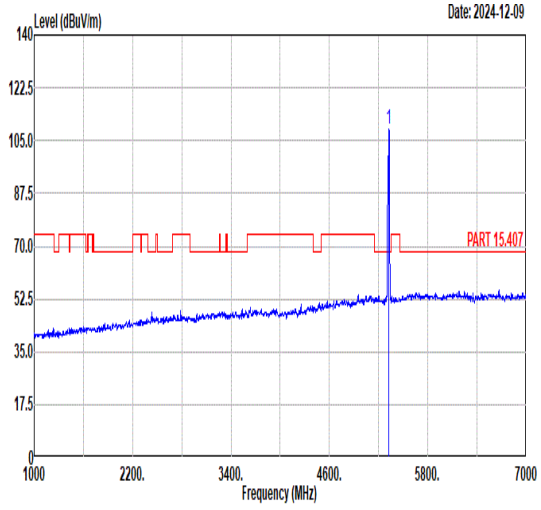 Freq Level Limit Line Margin (dB) Read Level Ant Factor Cable Loss Preamp Factor APos TPos Remark 1 5320.00 108.82 ------ ------ 94.58 35.94 10.96 32.66 385 350 PEAK
Avg	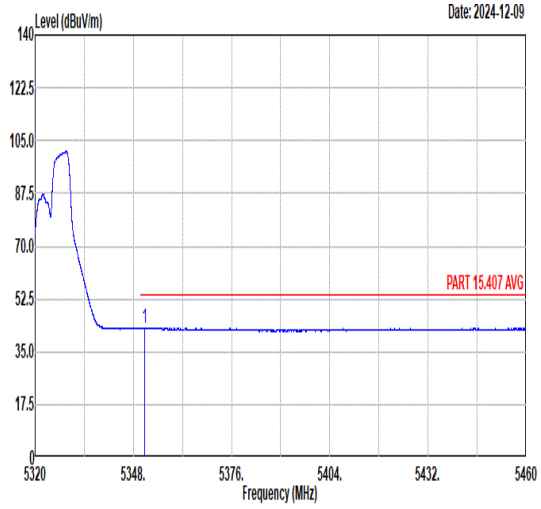 Freq Level Limit Line Margin (dB) Read Level Ant Factor Cable Loss Preamp Factor APos TPos Remark 1 5351.16 42.99 54.00 -11.01 28.62 36.10 10.94 32.67 385 350 AVERAGE	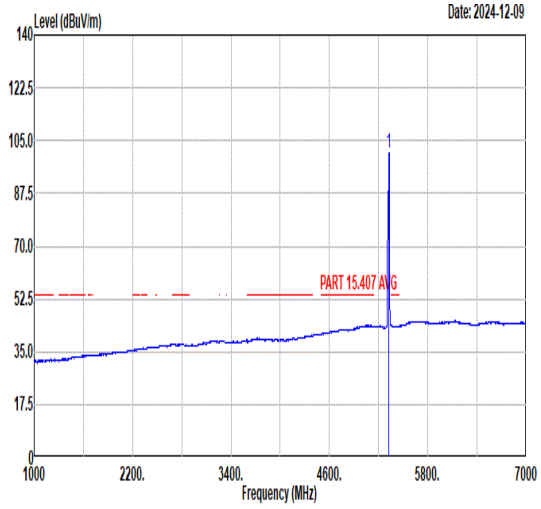 Freq Level Limit Line Margin (dB) Read Level Ant Factor Cable Loss Preamp Factor APos TPos Remark 1 5320.00 101.07 ------ ------ 86.83 35.94 10.96 32.66 385 350 AVERAGE

Mode	50	
	Band Edge	
	U-NII-2A_5.15-5.25_802.11be EHT20_CH64_Single RU 106/54_5320MHz	
ANT	5+7	
Pol.	Horizontal	Fundamental
Peak	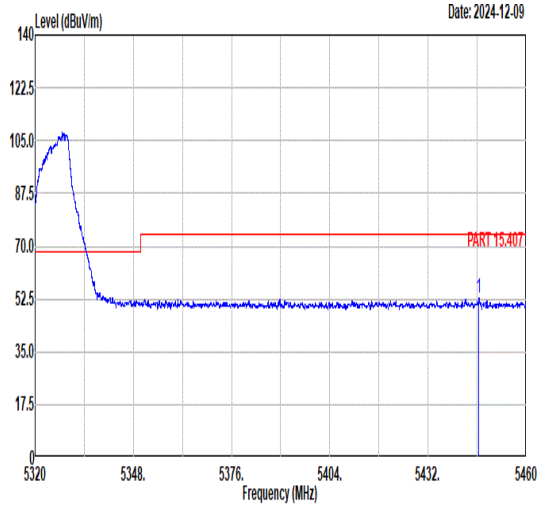 Freq Level Limit Line Margin (dB) Read Level Ant Factor Cable Loss Preamp Factor APos TPos Remark 1 5446.50 52.88 74.00 -21.12 38.60 35.91 11.06 32.69 395 312 PEAK	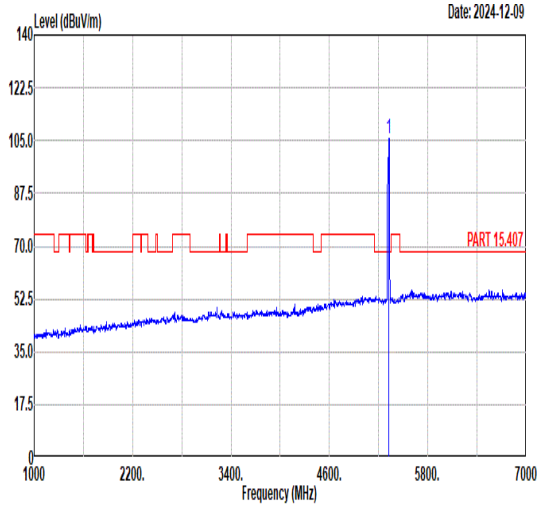 Freq Level Limit Line Margin (dB) Read Level Ant Factor Cable Loss Preamp Factor APos TPos Remark 1 5320.00 105.55 ------ ------ 91.29 35.97 10.96 32.67 395 312 PEAK
Avg	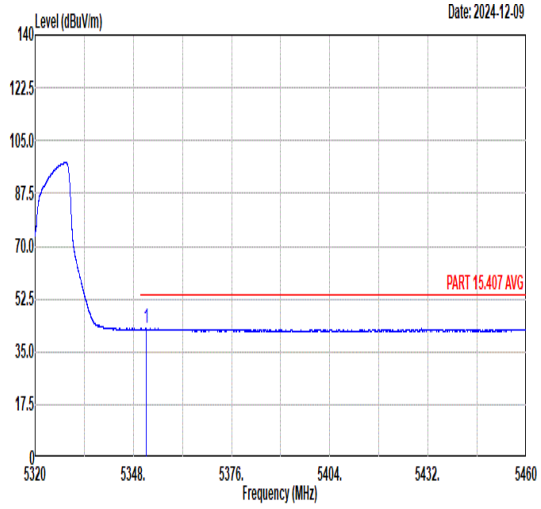 Freq Level Limit Line Margin (dB) Read Level Ant Factor Cable Loss Preamp Factor APos TPos Remark 1 5351.58 42.59 54.00 -11.41 28.22 36.10 10.94 32.67 395 312 AVERAGE	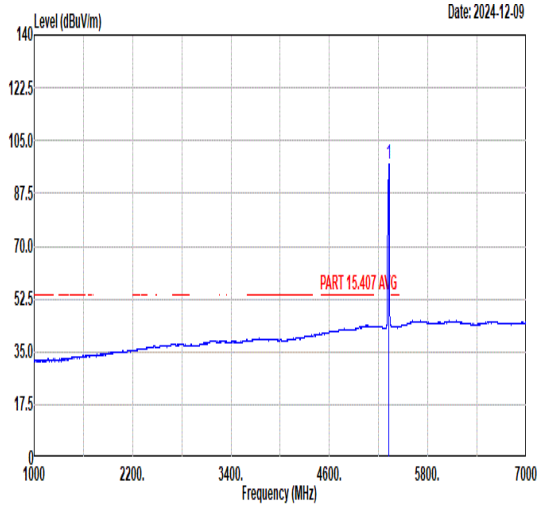 Freq Level Limit Line Margin (dB) Read Level Ant Factor Cable Loss Preamp Factor APos TPos Remark 1 5320.00 97.45 ------ ------ 83.21 35.94 10.96 32.66 395 312 AVERAGE

Mode	50	
	Band Edge	
	U-NII-2A_5.15-5.25_802.11be EHT20_CH64_Single RU 106/54_5320MHz	
ANT	5+7	
Pol.	Vertical	Fundamental
Peak	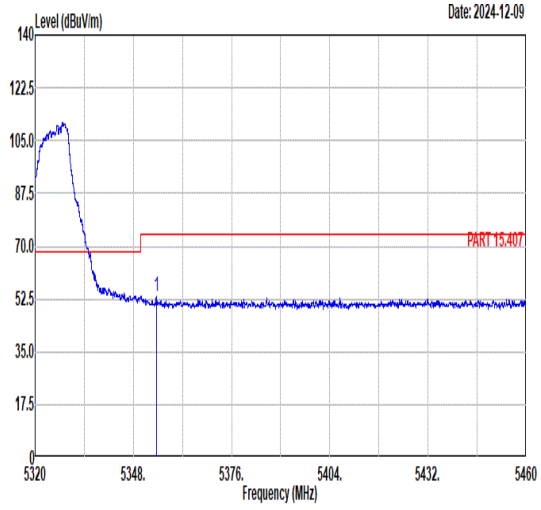 Freq Level Limit Line Margin (dB) Read Level Ant Factor Cable Loss Preamp Factor APos TPos Remark 1 5354.51 53.45 74.00 -20.55 39.09 36.09 10.94 32.67 368 360 PEAK	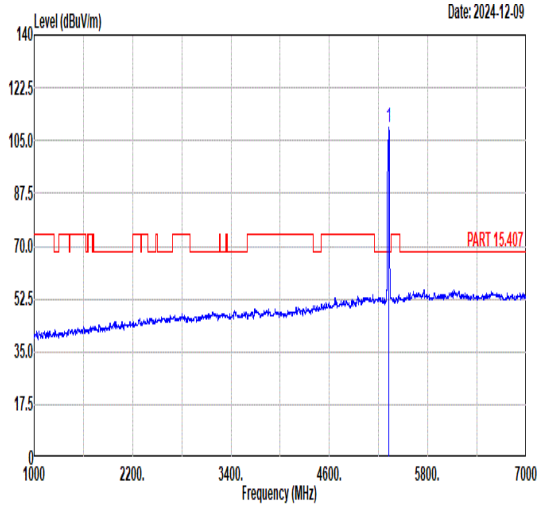 Freq Level Limit Line Margin (dB) Read Level Ant Factor Cable Loss Preamp Factor APos TPos Remark 1 5320.00 109.17 ------ ------ 94.93 35.94 10.96 32.66 368 360 PEAK
Avg	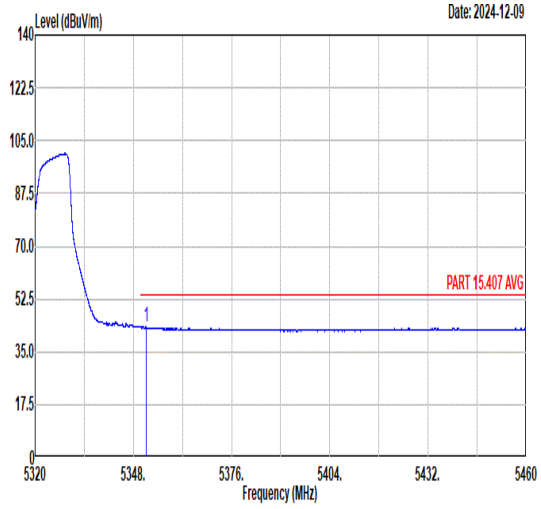 Freq Level Limit Line Margin (dB) Read Level Ant Factor Cable Loss Preamp Factor APos TPos Remark 1 5351.58 43.32 54.00 -10.68 28.95 36.10 10.94 32.67 368 360 AVERAGE	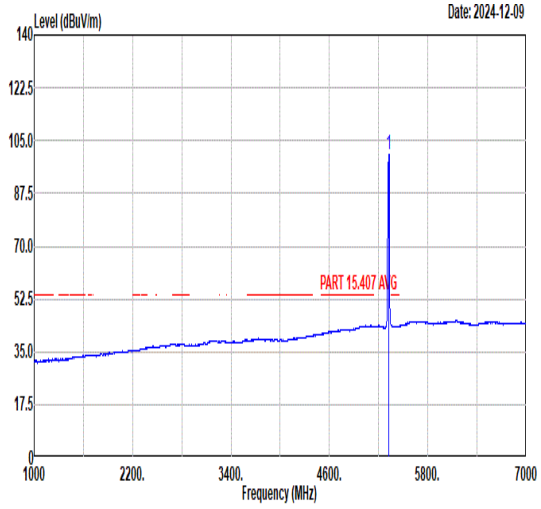 Freq Level Limit Line Margin (dB) Read Level Ant Factor Cable Loss Preamp Factor APos TPos Remark 1 5320.00 100.44 ------ ------ 86.20 35.94 10.96 32.66 368 360 AVERAGE

Mode	51	
	Band Edge	
	U-NII-2C_5.25-5.35_802.11be EHT20_CH100_Single RU 26/0_5500MHz	
ANT	5+7	
Pol.	Horizontal	Fundamental
Peak	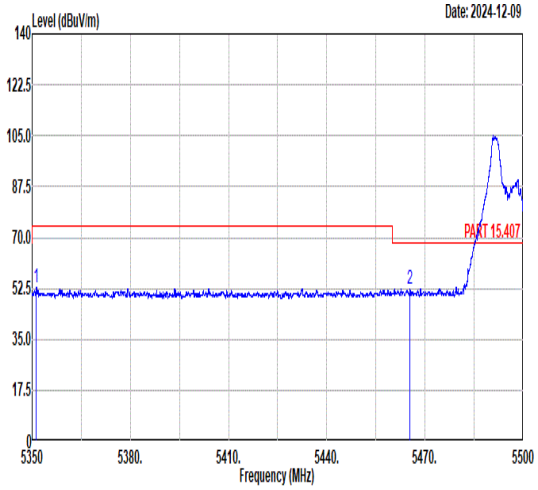 Freq Level Limit Line Margin (dB) Read Level Ant Factor Cable Loss Preamp Factor APos TPos Remark MHz dBuV/m dBuV/m dBuV dB/m dB dB cm deg 1 5351.29 52.88 74.00 -21.12 38.51 36.10 10.94 32.67 372 318 PEAK 2 5465.43 52.50 68.30 -15.80 38.09 35.96 11.14 32.69 372 318 PEAK	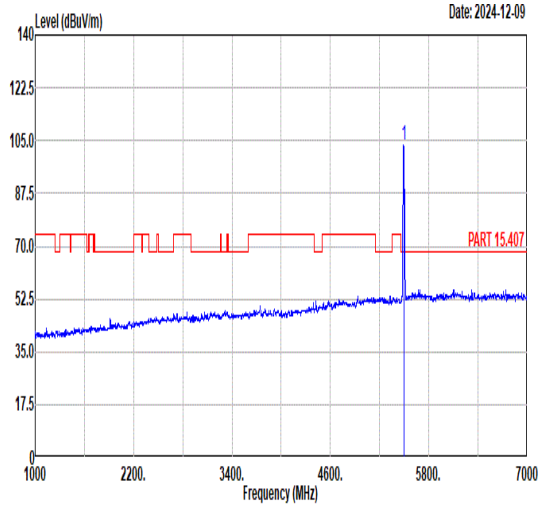 Freq Level Limit Line Margin (dB) Read Level Ant Factor Cable Loss Preamp Factor APos TPos Remark MHz dBuV/m dBuV/m dBuV dB/m dB dB cm deg 1 5500.00 103.59 ------ ------ 88.97 36.07 11.25 32.70 372 318 PEAK
Avg	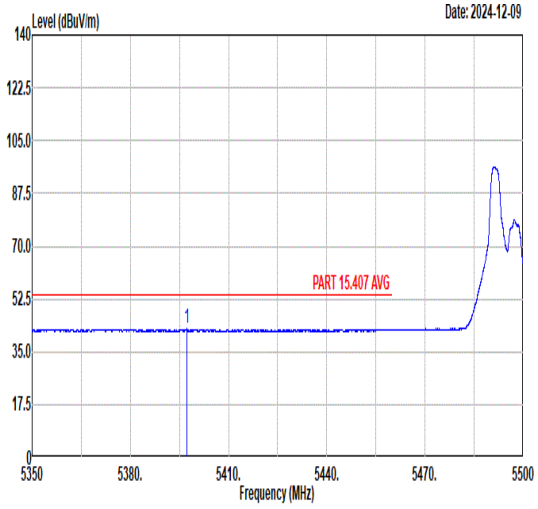 Freq Level Limit Line Margin (dB) Read Level Ant Factor Cable Loss Preamp Factor APos TPos Remark MHz dBuV/m dBuV/m dBuV dB/m dB dB cm deg 1 5397.18 42.64 54.00 -11.36 28.40 36.01 10.91 32.68 372 318 AVERAGE	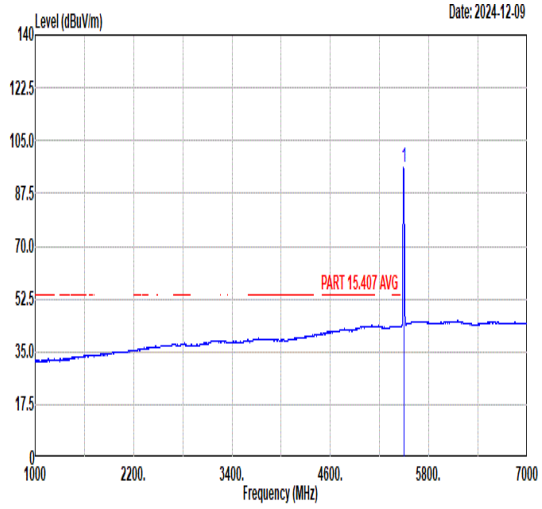 Freq Level Limit Line Margin (dB) Read Level Ant Factor Cable Loss Preamp Factor APos TPos Remark MHz dBuV/m dBuV/m dBuV dB/m dB dB cm deg 1 5500.00 95.91 ------ ------ 81.29 36.07 11.25 32.70 372 318 AVERAGE

Mode	51	
	Band Edge	
	U-NII-2C_5.25-5.35_802.11be EHT20_CH100_Single RU 26/0_5500MHz	
ANT	5+7	
Pol.	Vertical	Fundamental
Peak	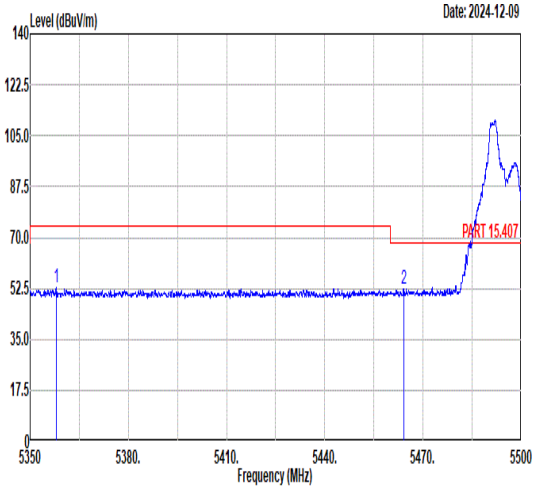 Freq Level Limit Line Margin (dB) Read Level Ant Factor Cable Loss Preamp Factor APos TPos Remark MHz dBuV/m dBuV/m dBuV dB/m dB dB cm deg 1 5357.89 52.68 74.00 -21.32 38.33 36.08 10.94 32.67 398 354 PEAK 2 5464.09 52.46 68.30 -15.84 38.05 35.96 11.14 32.69 398 354 PEAK	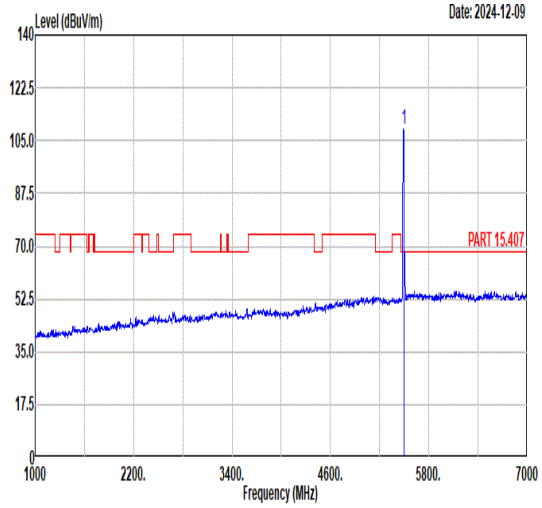 Freq Level Limit Line Margin (dB) Read Level Ant Factor Cable Loss Preamp Factor APos TPos Remark MHz dBuV/m dBuV/m dBuV dB/m dB dB cm deg 1 5500.00 108.99 ------ ------ 94.37 36.07 11.25 32.70 398 354 PEAK
Avg	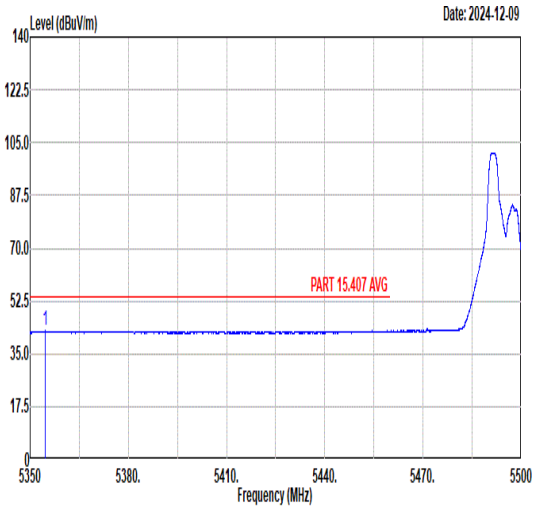 Freq Level Limit Line Margin (dB) Read Level Ant Factor Cable Loss Preamp Factor APos TPos Remark MHz dBuV/m dBuV/m dBuV dB/m dB dB cm deg 1 5354.73 42.56 54.00 -11.44 28.20 36.09 10.94 32.67 398 354 AVERAGE	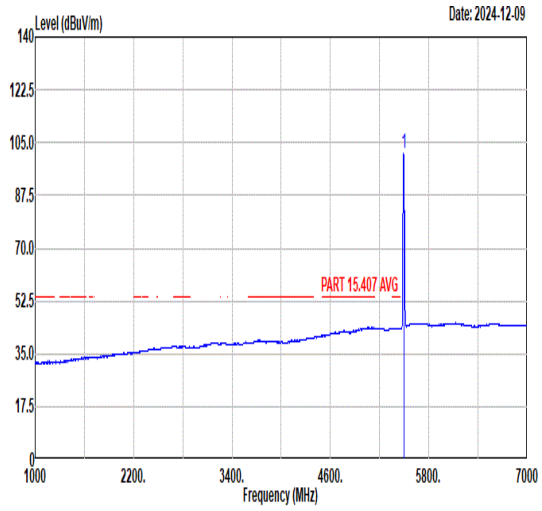 Freq Level Limit Line Margin (dB) Read Level Ant Factor Cable Loss Preamp Factor APos TPos Remark MHz dBuV/m dBuV/m dBuV dB/m dB dB cm deg 1 5500.00 101.38 ------ ------ 86.76 36.07 11.25 32.70 398 354 AVERAGE

Mode	52	
	Band Edge	
	U-NII-2C_5.25-5.35_802.11be EHT20_CH100_Single RU 52/37_5500MHz	
ANT	5+7	
Pol.	Horizontal	Fundamental
Peak	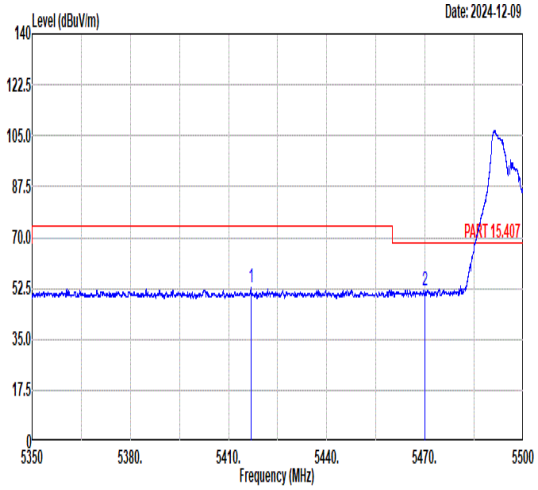 Freq Level Limit Line Margin (dB) Read Level Ant Factor Cable Loss Preamp Factor APos TPos Remark MHz dBuV/m dBuV/m dBuV dB/m dB dB cm deg 1 5416.84 52.58 74.00 -21.42 38.35 35.97 10.94 32.68 373 331 PEAK 2 5469.93 52.01 68.30 -16.29 37.56 35.98 11.16 32.69 373 331 PEAK	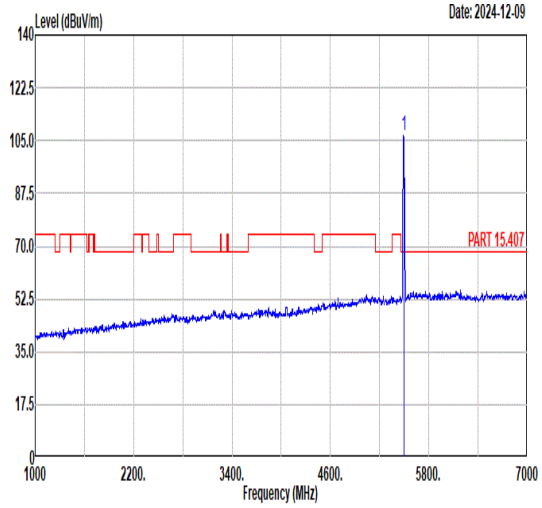 Freq Level Limit Line Margin (dB) Read Level Ant Factor Cable Loss Preamp Factor APos TPos Remark MHz dBuV/m dBuV/m dBuV dB/m dB dB cm deg 1 5500.00 106.51 ------ ------ 91.89 36.07 11.25 32.70 373 331 PEAK
Avg	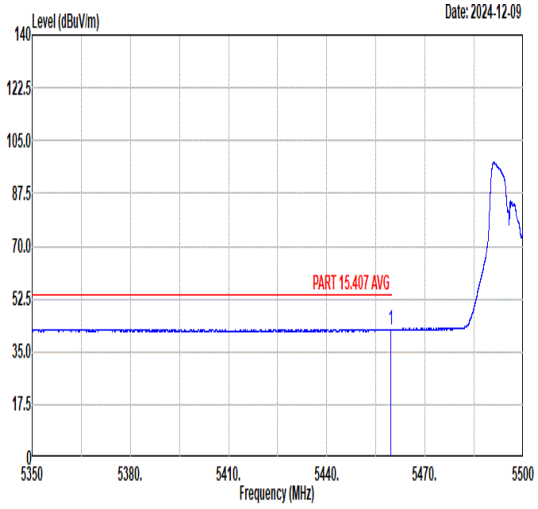 Freq Level Limit Line Margin (dB) Read Level Ant Factor Cable Loss Preamp Factor APos TPos Remark MHz dBuV/m dBuV/m dBuV dB/m dB dB cm deg 1 5459.43 42.51 54.00 -11.49 28.14 35.94 11.12 32.69 373 331 AVERAGE	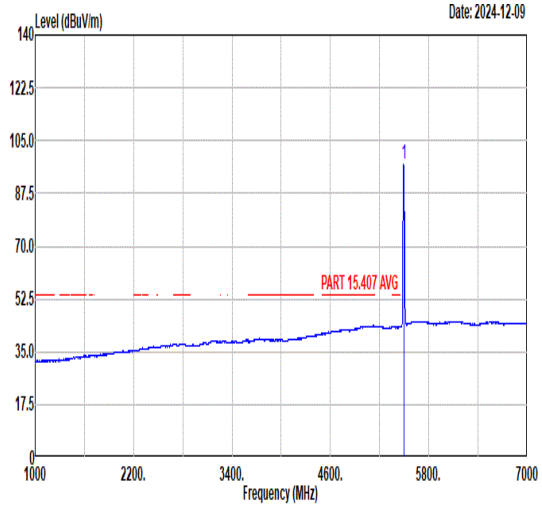 Freq Level Limit Line Margin (dB) Read Level Ant Factor Cable Loss Preamp Factor APos TPos Remark MHz dBuV/m dBuV/m dBuV dB/m dB dB cm deg 1 5500.00 97.45 ------ ------ 82.83 36.07 11.25 32.70 373 331 AVERAGE

Mode	52	
	Band Edge	
	U-NII-2C_5.25-5.35_802.11be EHT20_CH100_Single RU 52/37_5500MHz	
ANT	5+7	
Pol.	Vertical	Fundamental
Peak	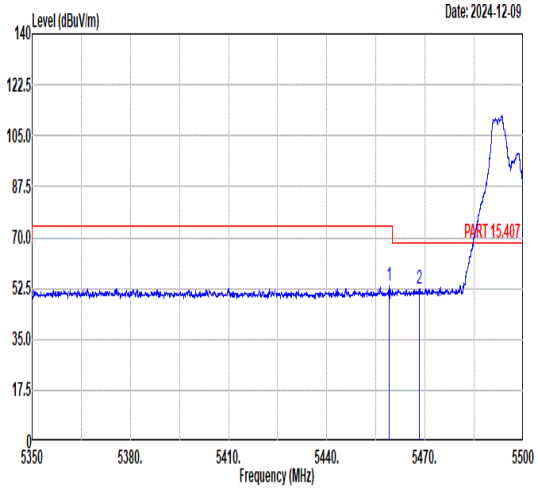 Freq Level Limit Line Margin (dB) Read Level Ant Factor Cable Loss Preamp Factor APos TPos Remark MHz dBuV/m dBuV/m dBuV dB/m dB dB cm deg 1 5459.13 53.27 74.00 -20.73 38.90 35.94 11.12 32.69 398 352 PEAK 2 5468.29 52.06 68.30 -16.24 37.63 35.97 11.15 32.69 398 352 PEAK	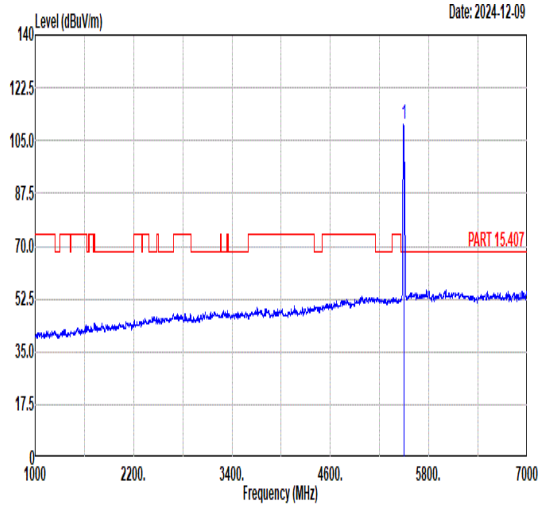 Freq Level Limit Line Margin (dB) Read Level Ant Factor Cable Loss Preamp Factor APos TPos Remark MHz dBuV/m dBuV/m dBuV dB/m dB dB cm deg 1 5500.00 110.48 ------ ------ 95.86 36.07 11.25 32.70 398 352 PEAK
Avg	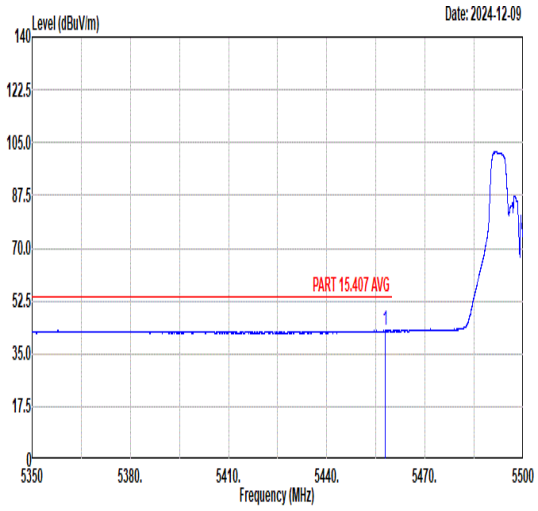 Freq Level Limit Line Margin (dB) Read Level Ant Factor Cable Loss Preamp Factor APos TPos Remark MHz dBuV/m dBuV/m dBuV dB/m dB dB cm deg 1 5457.93 42.65 54.00 -11.35 28.30 35.93 11.11 32.69 398 352 AVERAGE	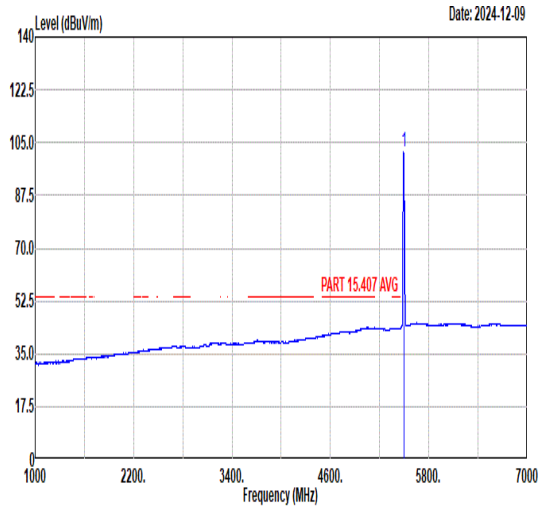 Freq Level Limit Line Margin (dB) Read Level Ant Factor Cable Loss Preamp Factor APos TPos Remark MHz dBuV/m dBuV/m dBuV dB/m dB dB cm deg 1 5500.00 101.70 ------ ------ 87.08 36.07 11.25 32.70 398 352 AVERAGE

Mode	53	
	Band Edge	
	U-NII-2C_5.25-5.35_802.11be EHT20_CH100_Single RU 106/53_5500MHz	
ANT	5+7	
Pol.	Horizontal	Fundamental
Peak	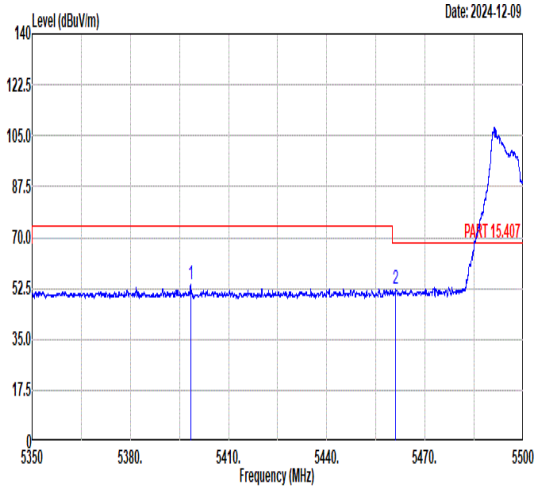 Freq Level Limit Line Margin (dB) Read Level Ant Factor Cable Loss Preamp Factor APos TPos Remark MHz dBuV/m dBuV/m dBuV dB/m dB dB cm deg 1 5398.39 53.82 74.00 -20.18 39.59 36.00 10.91 32.68 372 330 PEAK 2 5460.93 52.10 68.30 -16.20 37.73 35.94 11.12 32.69 372 330 PEAK	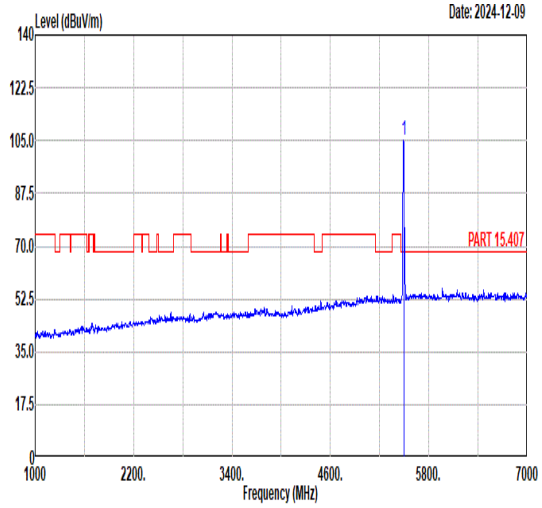 Freq Level Limit Line Margin (dB) Read Level Ant Factor Cable Loss Preamp Factor APos TPos Remark MHz dBuV/m dBuV/m dBuV dB/m dB dB cm deg 1 5500.00 105.09 ------ ------ 90.47 36.07 11.25 32.70 372 330 PEAK
Avg	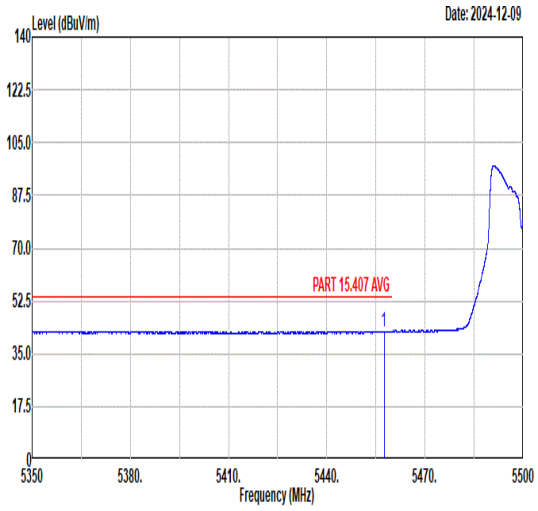 Freq Level Limit Line Margin (dB) Read Level Ant Factor Cable Loss Preamp Factor APos TPos Remark MHz dBuV/m dBuV/m dBuV dB/m dB dB cm deg 1 5457.48 42.44 54.00 -11.56 28.09 35.93 11.11 32.69 372 330 AVERAGE	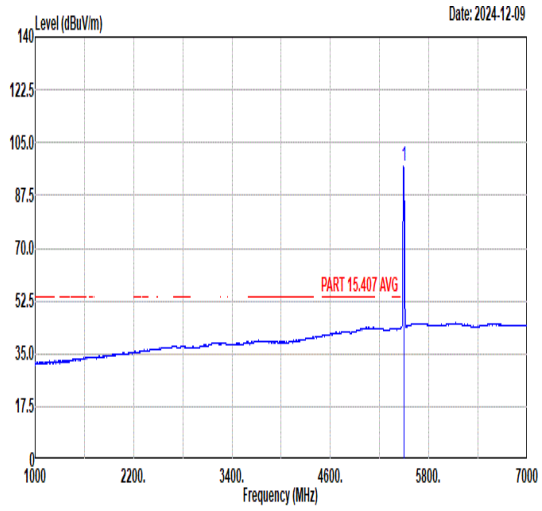 Freq Level Limit Line Margin (dB) Read Level Ant Factor Cable Loss Preamp Factor APos TPos Remark MHz dBuV/m dBuV/m dBuV dB/m dB dB cm deg 1 5500.00 97.33 ------ ------ 82.71 36.07 11.25 32.70 372 330 AVERAGE

Mode	53	
	Band Edge	
	U-NII-2C_5.25-5.35_802.11be EHT20_CH100_Single RU 106/53_5500MHz	
ANT	5+7	
Pol.	Vertical	Fundamental
Peak	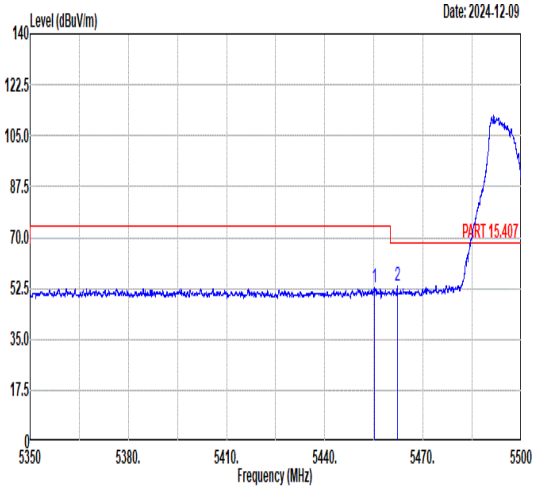 Freq Level Limit Line Margin (dB) Read Level Ant Factor Cable Loss Preamp Factor APos TPos Remark MHz dBuV/m dBuV/m dBuV dB/m dB dB cm deg 1 5455.09 52.70 74.00 -21.30 38.37 35.92 11.10 32.69 398 355 PEAK 2 5462.13 53.15 68.30 -15.15 38.76 35.95 11.13 32.69 398 355 PEAK	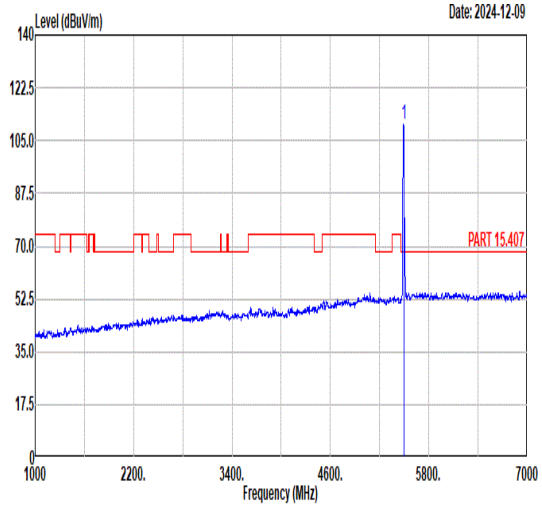 Freq Level Limit Line Margin (dB) Read Level Ant Factor Cable Loss Preamp Factor APos TPos Remark MHz dBuV/m dBuV/m dBuV dB/m dB dB cm deg 1 5500.00 110.52 ------ ------ 95.90 36.07 11.25 32.70 398 355 PEAK
Avg	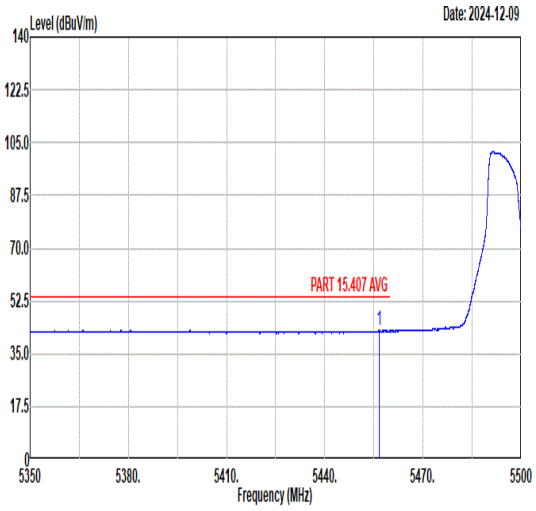 Freq Level Limit Line Margin (dB) Read Level Ant Factor Cable Loss Preamp Factor APos TPos Remark MHz dBuV/m dBuV/m dBuV dB/m dB dB cm deg 1 5456.73 42.71 54.00 -11.29 28.36 35.93 11.11 32.69 398 355 AVERAGE	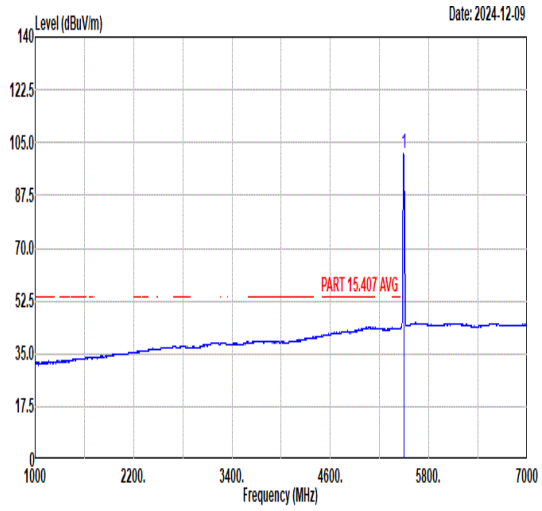 Freq Level Limit Line Margin (dB) Read Level Ant Factor Cable Loss Preamp Factor APos TPos Remark MHz dBuV/m dBuV/m dBuV dB/m dB dB cm deg 1 5500.00 101.67 ------ ------ 87.05 36.07 11.25 32.70 398 355 AVERAGE

Mode	54	
	Band Edge	
	U-NII-2C_5.25-5.35_802.11be EHT20_CH140_Single RU 26/8_5700MHz	
ANT	5+7	
Pol.	Horizontal	Fundamental
Peak	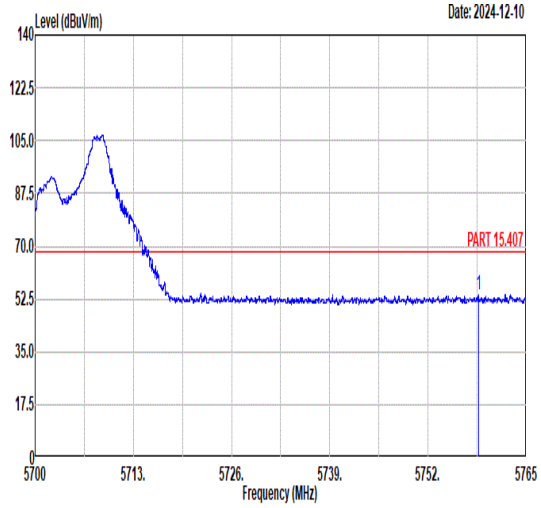 Freq Level Limit Line Margin (dB) Read Level Ant Factor Cable Loss Preamp Factor APos TPos Remark MHz dBuV/m dBuV/m dBuV dB/m dB dB cm deg 1 5758.66 54.10 68.30 -14.20 38.58 36.68 11.64 32.80 155 23 PEAK	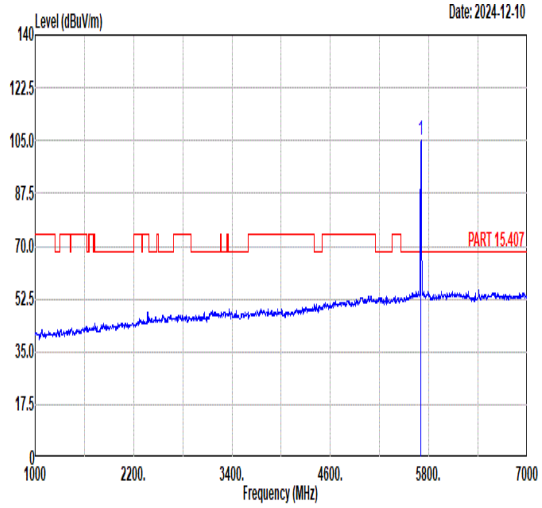 Freq Level Limit Line Margin (dB) Read Level Ant Factor Cable Loss Preamp Factor APos TPos Remark MHz dBuV/m dBuV/m dBuV dB/m dB dB cm deg 1 5700.00 105.23 ------ ------ 89.73 36.62 11.66 32.78 155 23 PEAK
Avg	Blank	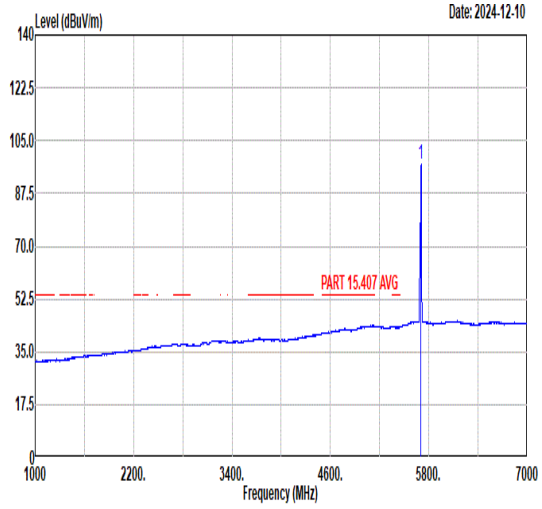 Freq Level Limit Line Margin (dB) Read Level Ant Factor Cable Loss Preamp Factor APos TPos Remark MHz dBuV/m dBuV/m dBuV dB/m dB dB cm deg 1 5700.00 97.39 ------ ------ 81.89 36.62 11.66 32.78 155 23 AVERAGE

Mode	54	
	Band Edge	
	U-NII-2C_5.25-5.35_802.11be EHT20_CH140_Single RU 26/8_5700MHz	
ANT	5+7	
Pol.	Vertical	Fundamental
Peak	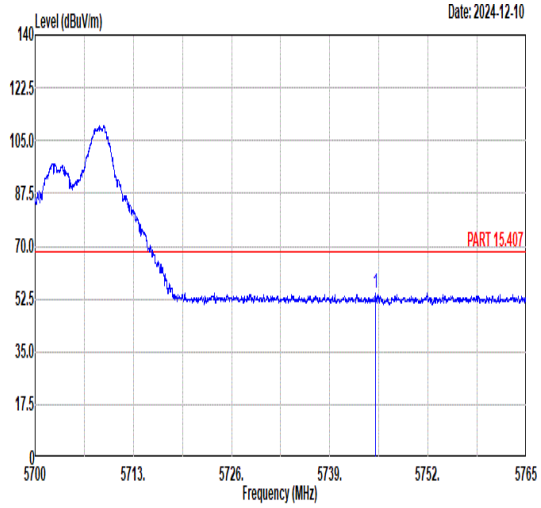 Freq Level Limit Line Margin (dB) Read Level Ant Factor Cable Loss Preamp Factor APos TPos Remark MHz dBuV/m dBuV/m dBuV dB/m dB dB cm deg 1 5745.02 54.62 68.30 -13.68 39.09 36.69 11.64 32.80 224 360 PEAK	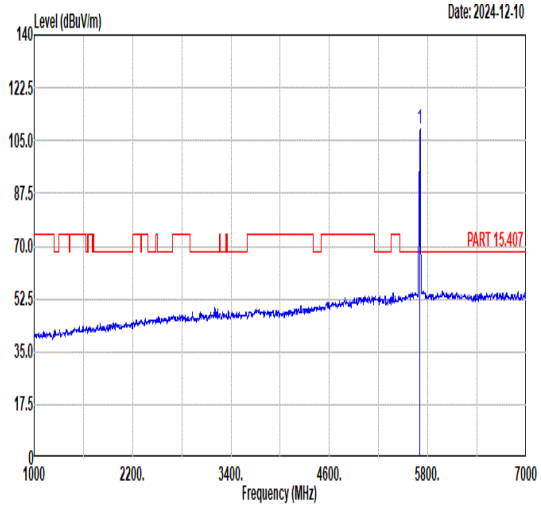 Freq Level Limit Line Margin (dB) Read Level Ant Factor Cable Loss Preamp Factor APos TPos Remark MHz dBuV/m dBuV/m dBuV dB/m dB dB cm deg 1 5700.00 108.83 ------ ------ 93.33 36.62 11.66 32.78 224 360 PEAK
Avg	Blank	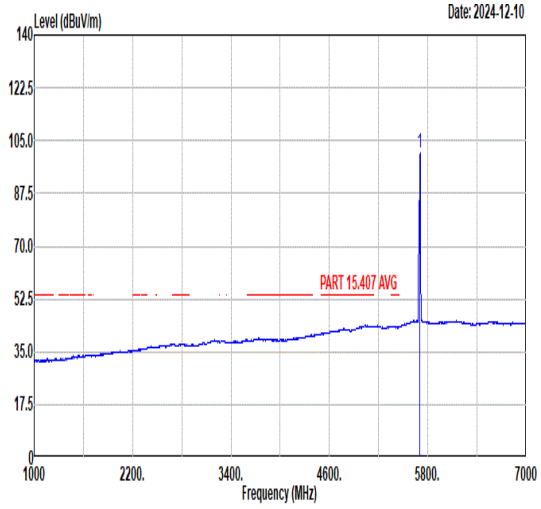 Freq Level Limit Line Margin (dB) Read Level Ant Factor Cable Loss Preamp Factor APos TPos Remark MHz dBuV/m dBuV/m dBuV dB/m dB dB cm deg 1 5700.00 101.14 ------ ------ 85.64 36.62 11.66 32.78 224 360 AVERAGE

Mode	55	
	Band Edge	
	U-NII-2C_5.25-5.35_802.11be EHT20_CH140_Single RU 52/40_5700MHz	
ANT	5+7	
Pol.	Horizontal	Fundamental
Peak	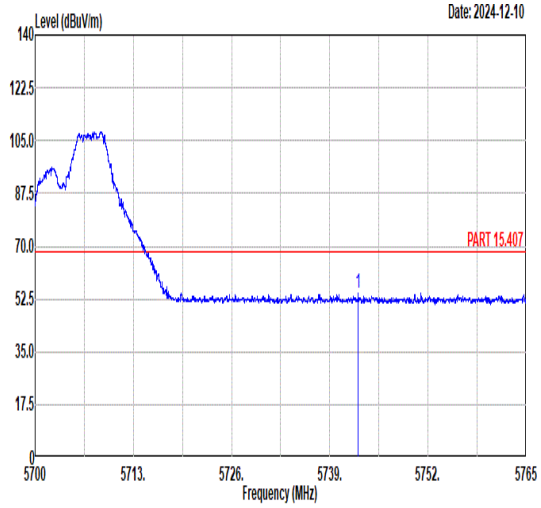 Freq Level Limit Line Margin (dB) Read Level Ant Factor Cable Loss Preamp Factor APos TPos Remark MHz dBuV/m dBuV/m dBuV dB/m dB dB cm deg 1 5742.74 54.31 68.30 -13.99 38.77 36.69 11.65 32.80 155 23 PEAK	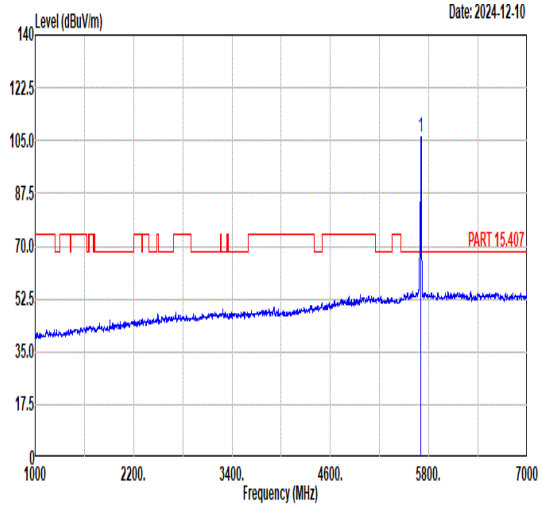 Freq Level Limit Line Margin (dB) Read Level Ant Factor Cable Loss Preamp Factor APos TPos Remark MHz dBuV/m dBuV/m dBuV dB/m dB dB cm deg 1 5700.00 106.27 ------ ------ 90.77 36.62 11.66 32.78 155 23 PEAK
Avg	Blank	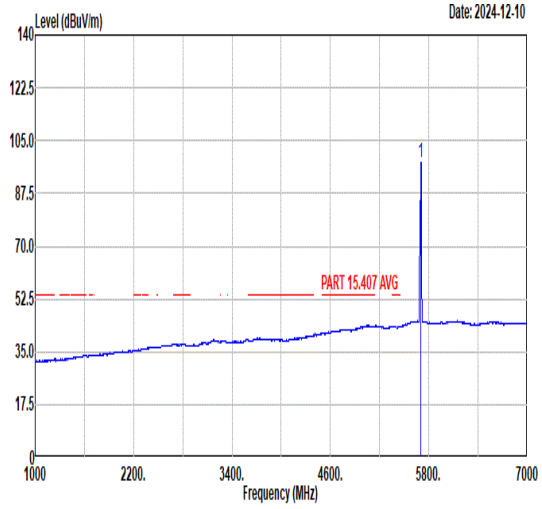 Freq Level Limit Line Margin (dB) Read Level Ant Factor Cable Loss Preamp Factor APos TPos Remark MHz dBuV/m dBuV/m dBuV dB/m dB dB cm deg 1 5700.00 97.88 ------ ------ 82.38 36.62 11.66 32.78 155 23 AVERAGE

Mode	55	
	Band Edge	
	U-NII-2C_5.25-5.35_802.11be EHT20_CH140_Single RU 52/40_5700MHz	
ANT	5+7	
Pol.	Vertical	Fundamental
Peak	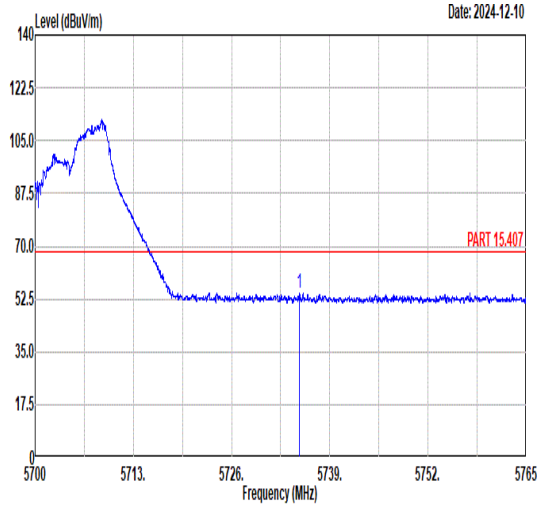 Freq Level Limit Line Margin (dB) Read Level Ant Factor Cable Loss Preamp Factor APos TPos Remark MHz dBuV/m dBuV/m dBuV dB/m dB dB cm deg 1 5735.01 54.46 68.30 -13.84 38.93 36.67 11.65 32.79 224 360 PEAK	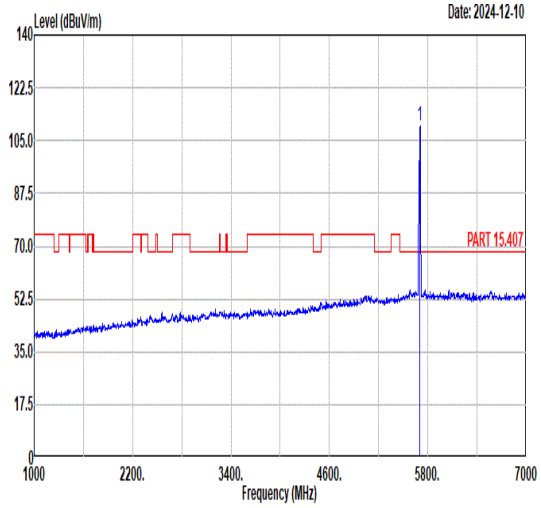 Freq Level Limit Line Margin (dB) Read Level Ant Factor Cable Loss Preamp Factor APos TPos Remark MHz dBuV/m dBuV/m dBuV dB/m dB dB cm deg 1 5700.00 109.88 ------ ------ 94.38 36.62 11.66 32.78 224 360 PEAK
Avg	Blank	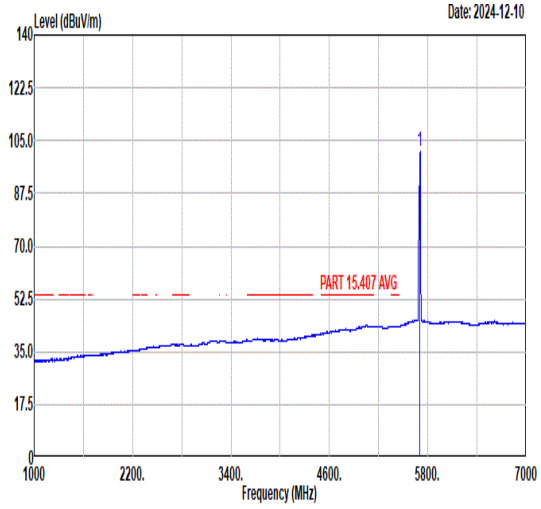 Freq Level Limit Line Margin (dB) Read Level Ant Factor Cable Loss Preamp Factor APos TPos Remark MHz dBuV/m dBuV/m dBuV dB/m dB dB cm deg 1 5700.00 101.32 ------ ------ 85.82 36.62 11.66 32.78 224 360 AVERAGE

Mode	56	
	Band Edge	
	U-NII-2C_5.25-5.35_802.11be EHT20_CH140_Single RU 106/54_5700MHz	
ANT	5+7	
Pol.	Horizontal	Fundamental
Peak	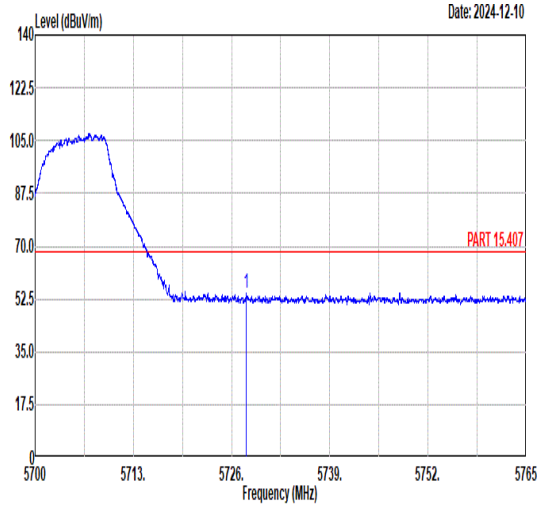 Freq Level Limit Line Margin (dB) Read Level Ant Factor Cable Loss Preamp Factor APos TPos Remark MHz dBuV/m dBuV/m dBuV dB/m dB dB cm deg 1 5727.92 54.39 68.30 -13.91 38.87 36.66 11.65 32.79 155 23 PEAK	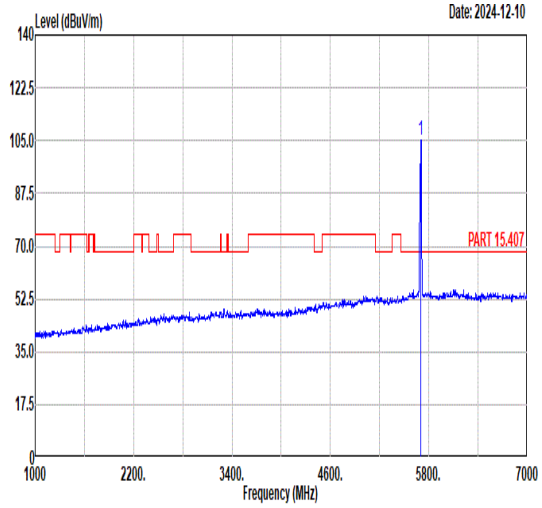 Freq Level Limit Line Margin (dB) Read Level Ant Factor Cable Loss Preamp Factor APos TPos Remark MHz dBuV/m dBuV/m dBuV dB/m dB dB cm deg 1 5700.00 105.39 ------ ------ 89.89 36.62 11.66 32.78 155 23 PEAK
Avg	Blank	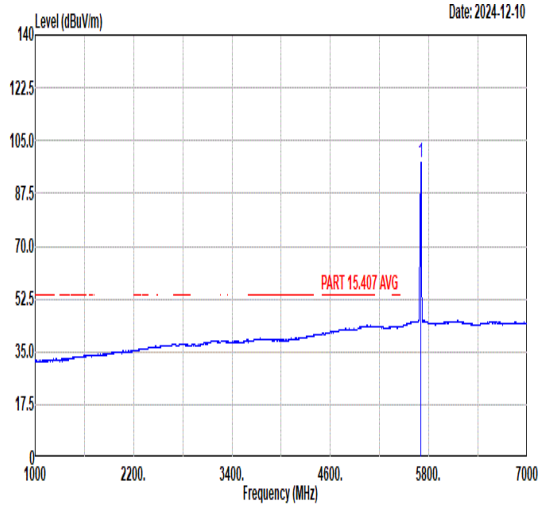 Freq Level Limit Line Margin (dB) Read Level Ant Factor Cable Loss Preamp Factor APos TPos Remark MHz dBuV/m dBuV/m dBuV dB/m dB dB cm deg 1 5700.00 97.74 ------ ------ 82.24 36.62 11.66 32.78 155 23 AVERAGE

Mode	56	
	Band Edge	
	U-NII-2C_5.25-5.35_802.11be EHT20_CH140_Single RU 106/54_5700MHz	
ANT	5+7	
Pol.	Vertical	Fundamental
Peak	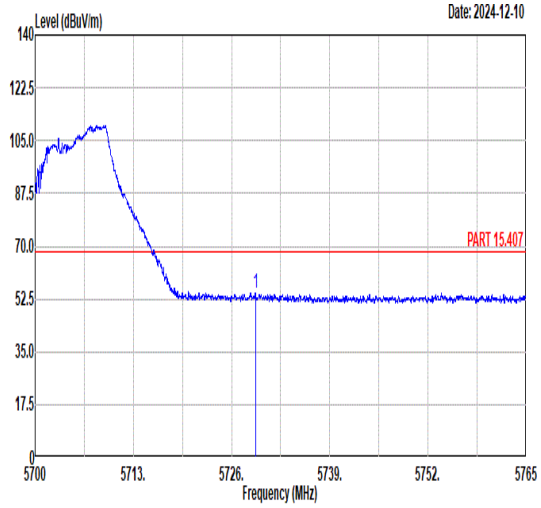 Freq Level Limit Line Margin (dB) Read Level Ant Factor Cable Loss Preamp Factor APos TPos Remark MHz dBuV/m dBuV/m dBuV dB/m dB dB cm deg 1 5729.15 54.56 68.30 -13.74 39.04 36.66 11.65 32.79 224 360 PEAK	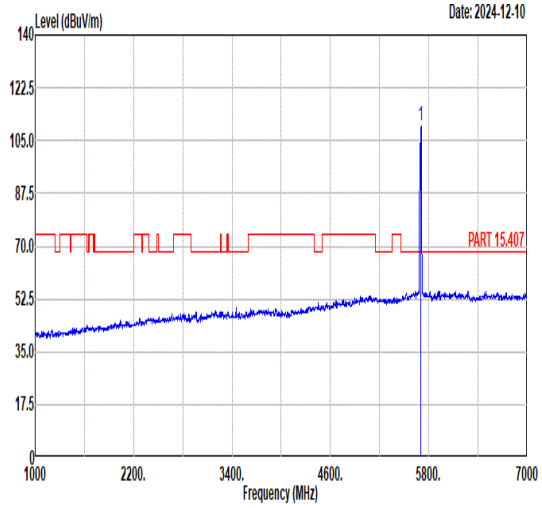 Freq Level Limit Line Margin (dB) Read Level Ant Factor Cable Loss Preamp Factor APos TPos Remark MHz dBuV/m dBuV/m dBuV dB/m dB dB cm deg 1 5700.00 109.65 ------ ------ 94.15 36.62 11.66 32.78 224 360 PEAK
Avg	Blank	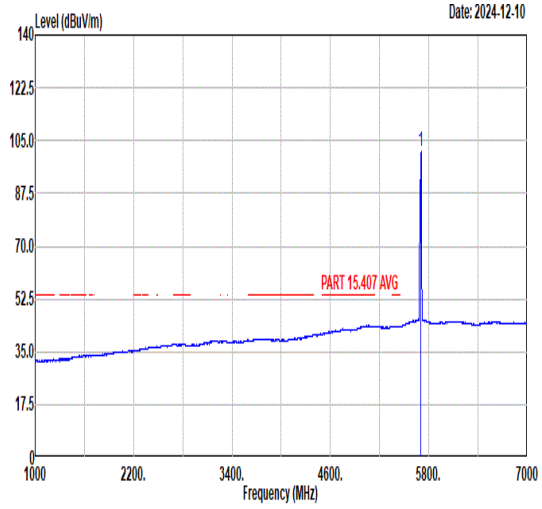 Freq Level Limit Line Margin (dB) Read Level Ant Factor Cable Loss Preamp Factor APos TPos Remark MHz dBuV/m dBuV/m dBuV dB/m dB dB cm deg 1 5700.00 101.52 ------ ------ 86.02 36.62 11.66 32.78 224 360 AVERAGE

Mode	57	
	Band Edge	
	U-NII-3_5.725-5.85_802.11be EHT20_CH149_Single RU 26/0_5745MHz	
ANT	5+7	
Pol.	Horizontal	Fundamental
Peak	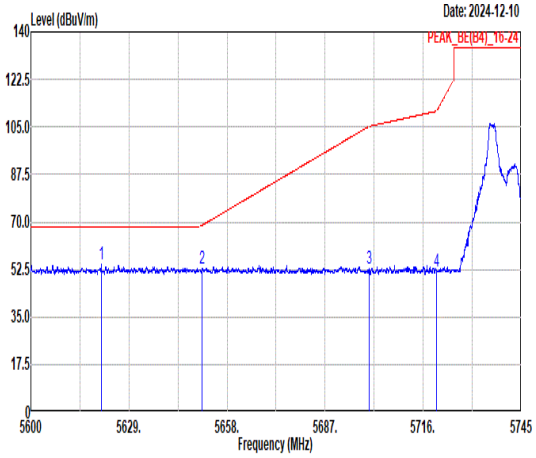 Freq Level Limit Line Margin (dB) Read Level Ant Factor Cable Loss Preamp Factor APos TPos Remark MHz dBuV/m dBuV/m dBuV dB/m dB dB cm deg 1 5620.82 54.39 68.30 -13.91 39.06 36.38 11.70 32.75 314 333 PEAK 2 5650.69 53.02 68.81 -15.79 37.59 36.50 11.69 32.76 314 333 PEAK 3 5700.01 52.71 105.20 -52.49 37.23 36.60 11.66 32.78 314 333 PEAK 4 5720.00 51.71 110.80 -59.09 36.20 36.64 11.66 32.79 314 333 PEAK	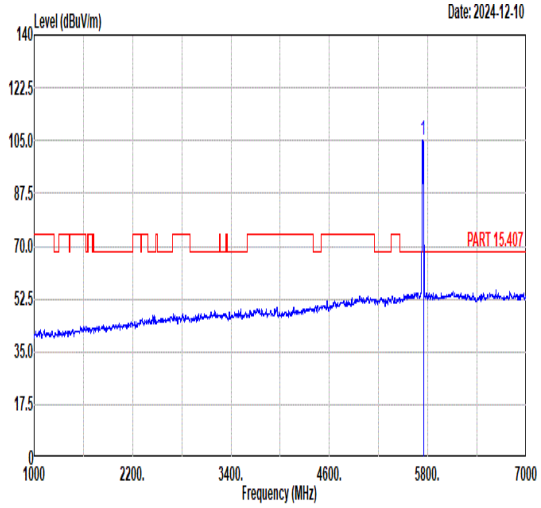 Freq Level Limit Line Margin (dB) Read Level Ant Factor Cable Loss Preamp Factor APos TPos Remark MHz dBuV/m dBuV/m dBuV dB/m dB dB cm deg 1 5745.00 105.14 ------ ------ 89.62 36.66 11.65 32.79 314 333 PEAK
Avg	Blank	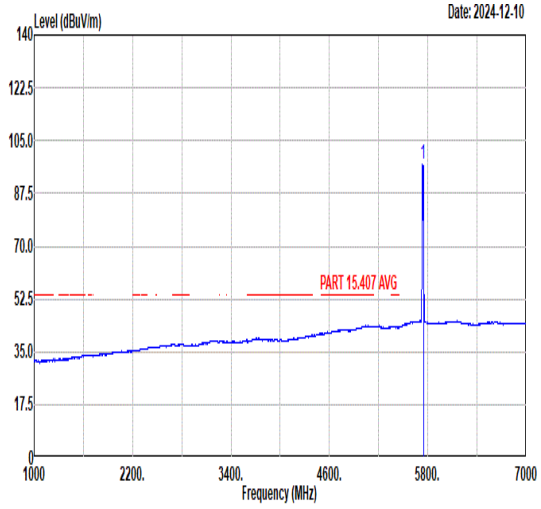 Freq Level Limit Line Margin (dB) Read Level Ant Factor Cable Loss Preamp Factor APos TPos Remark MHz dBuV/m dBuV/m dBuV dB/m dB dB cm deg 1 5745.00 97.20 ------ ------ 81.68 36.66 11.65 32.79 314 333 AVERAGE

Mode	57	
	Band Edge	
	U-NII-3_5.725-5.85_802.11be EHT20_CH149_Single RU 26/0_5745MHz	
ANT	5+7	
Pol.	Vertical	Fundamental
Peak	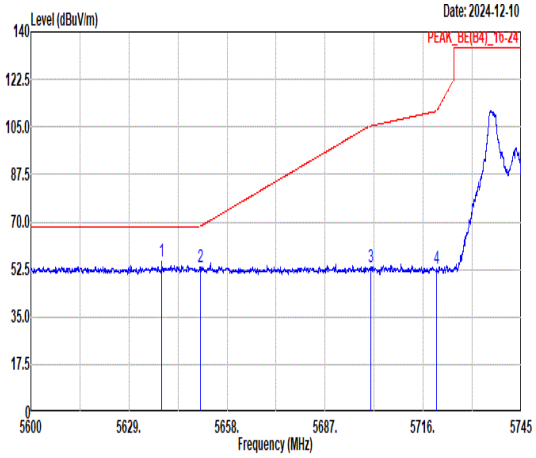 Freq Level Limit Line Margin (dB) Read Level Ant Factor Cable Loss Preamp Factor APos TPos Remark MHz dBuV/m dBuV/m dBuV dB/m dB dB cm deg 1 5638.66 55.29 68.30 -13.01 39.91 36.45 11.69 32.76 191 6 PEAK 2 5650.11 53.60 68.38 -14.78 38.17 36.50 11.69 32.76 191 6 PEAK 3 5700.57 53.47 105.36 -51.89 37.99 36.60 11.66 32.78 191 6 PEAK 4 5720.00 52.64 110.80 -58.16 37.13 36.64 11.66 32.79 191 6 PEAK	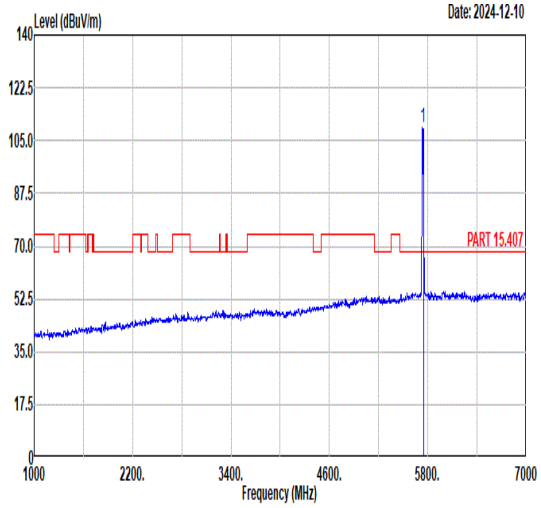 Freq Level Limit Line Margin (dB) Read Level Ant Factor Cable Loss Preamp Factor APos TPos Remark MHz dBuV/m dBuV/m dBuV dB/m dB dB cm deg 1 5745.00 109.52 ------ ------ 94.00 36.66 11.65 32.79 191 6 PEAK
Avg	Blank	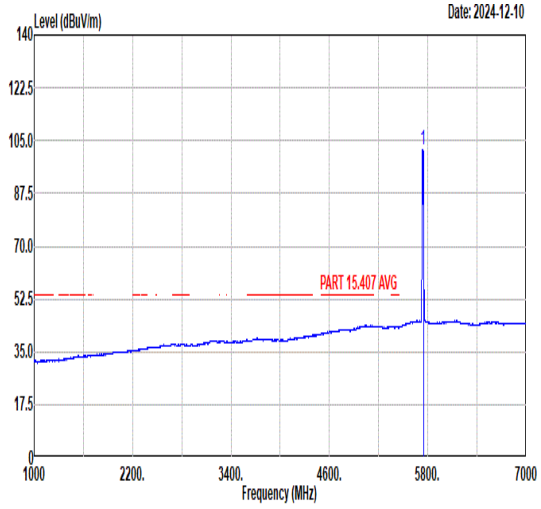 Freq Level Limit Line Margin (dB) Read Level Ant Factor Cable Loss Preamp Factor APos TPos Remark MHz dBuV/m dBuV/m dBuV dB/m dB dB cm deg 1 5745.00 102.16 ------ ------ 86.64 36.66 11.65 32.79 191 6 AVERAGE

Mode	58	
	Band Edge	
	U-NII-3_5.725-5.85_802.11be EHT20_CH149_Single RU 52/37_5745MHz	
ANT	5+7	
Pol.	Horizontal	Fundamental
Peak	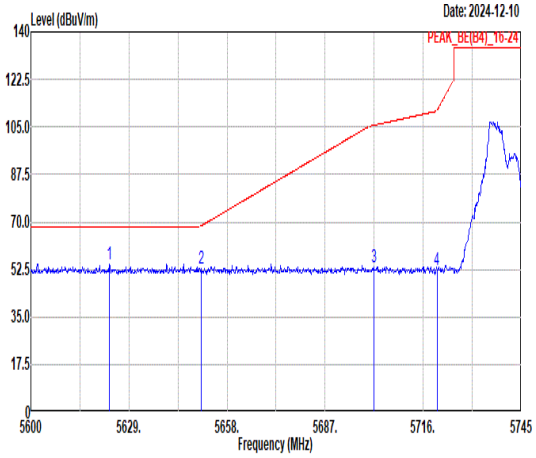 Freq Level Limit Line Margin (dB) Read Level Ant Factor Cable Loss Preamp Factor APos TPos Remark MHz dBuV/m dBuV/m dBuV dB/m dB dB cm deg 1 5623.20 54.40 68.30 -13.90 39.06 36.39 11.70 32.75 130 351 PEAK 2 5650.32 53.05 68.53 -15.48 37.62 36.50 11.69 32.76 130 351 PEAK 3 5701.36 53.14 105.58 -52.44 37.66 36.60 11.66 32.78 130 351 PEAK 4 5720.06 52.50 110.94 -58.44 36.99 36.64 11.66 32.79 130 351 PEAK	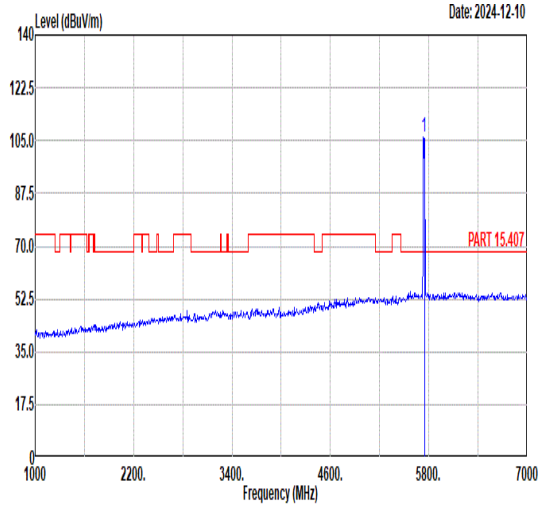 Freq Level Limit Line Margin (dB) Read Level Ant Factor Cable Loss Preamp Factor APos TPos Remark MHz dBuV/m dBuV/m dBuV dB/m dB dB cm deg 1 5745.00 106.06 ------ ------ 90.53 36.67 11.65 32.79 130 351 PEAK
Avg	Blank	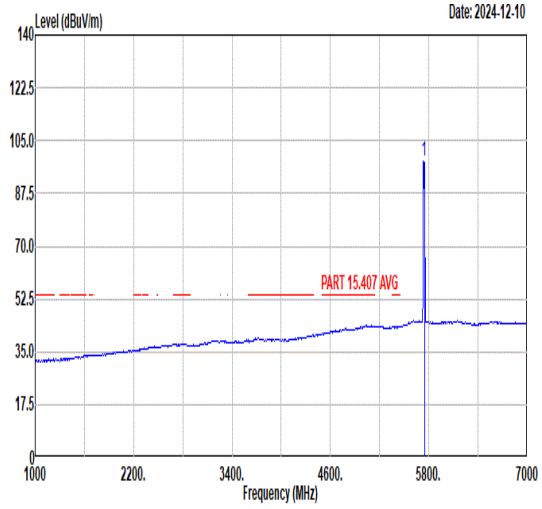 Freq Level Limit Line Margin (dB) Read Level Ant Factor Cable Loss Preamp Factor APos TPos Remark MHz dBuV/m dBuV/m dBuV dB/m dB dB cm deg 1 5745.00 98.09 ------ ------ 82.56 36.67 11.65 32.79 130 351 AVERAGE

Mode	58	
	Band Edge	
	U-NII-3_5.725-5.85_802.11be EHT20_CH149_Single RU 52/37_5745MHz	
ANT	5+7	
Pol.	Vertical	Fundamental
Peak	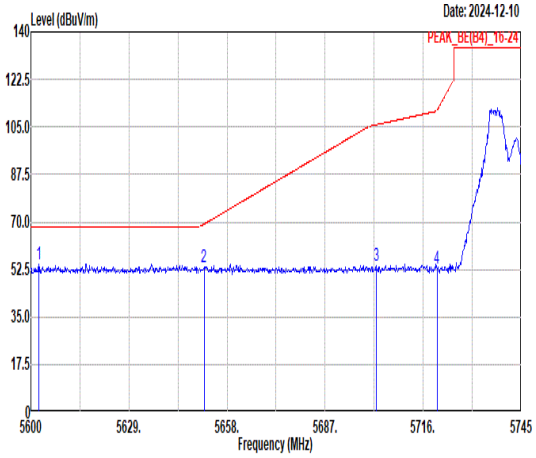 Freq Level Limit Line Margin (dB) Read Level Ant Factor Cable Loss Preamp Factor APos TPos Remark MHz dBuV/m dBuV/m dBuV dB/m dB dB cm deg 1 5602.32 54.67 68.30 -13.63 39.39 36.31 11.71 32.74 191 6 PEAK 2 5651.19 53.37 69.18 -15.81 37.94 36.50 11.69 32.76 191 6 PEAK 3 5702.08 53.82 105.78 -51.96 38.34 36.60 11.66 32.78 191 6 PEAK 4 5720.06 52.76 110.94 -58.18 37.25 36.64 11.66 32.79 191 6 PEAK	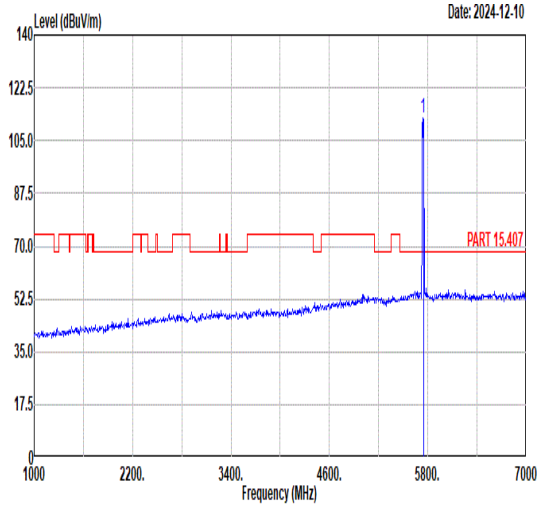 Freq Level Limit Line Margin (dB) Read Level Ant Factor Cable Loss Preamp Factor APos TPos Remark MHz dBuV/m dBuV/m dBuV dB/m dB dB cm deg 1 5745.00 112.28 ------ ------ 96.75 36.68 11.65 32.80 191 6 PEAK
Avg	Blank	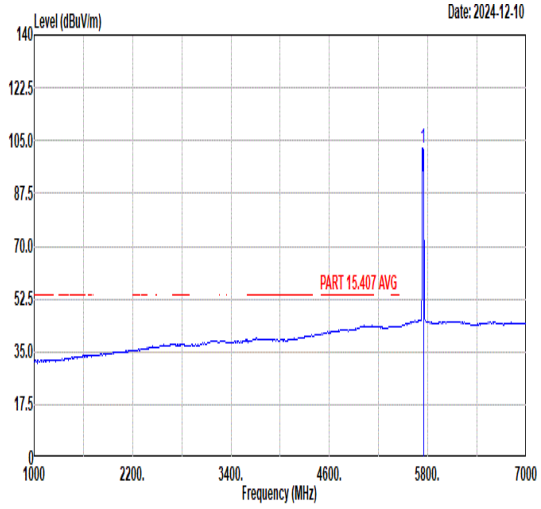 Freq Level Limit Line Margin (dB) Read Level Ant Factor Cable Loss Preamp Factor APos TPos Remark MHz dBuV/m dBuV/m dBuV dB/m dB dB cm deg 1 5745.00 102.42 ------ ------ 86.89 36.67 11.65 32.79 191 6 AVERAGE

Mode	59	
	Band Edge	
	U-NII-3_5.725-5.85_802.11be EHT20_CH149_Single RU 106/53_5745MHz	
ANT	5+7	
Pol.	Horizontal	Fundamental
Peak	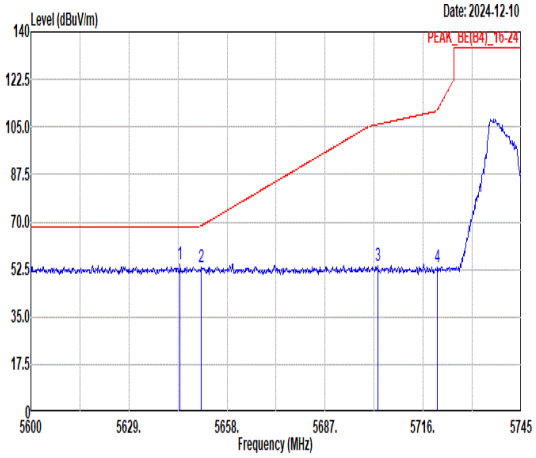 Freq Level Limit Line Margin (dB) Read Level Ant Factor Cable Loss Preamp Factor APos TPos Remark MHz dBuV/m dBuV/m dBuV dB/m dB dB cm deg 1 5644.08 54.23 68.30 -14.07 38.82 36.48 11.69 32.76 130 352 PEAK 2 5650.46 53.37 68.64 -15.27 37.94 36.50 11.69 32.76 130 352 PEAK 3 5702.66 53.64 105.95 -52.31 38.15 36.61 11.66 32.78 130 352 PEAK 4 5720.21 53.38 111.27 -57.89 37.87 36.64 11.66 32.79 130 352 PEAK	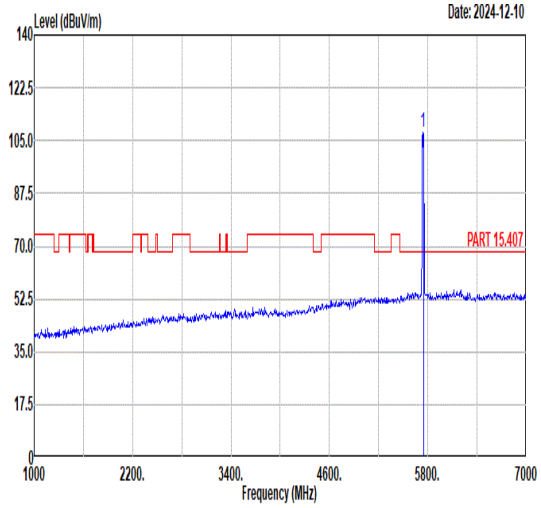 Freq Level Limit Line Margin (dB) Read Level Ant Factor Cable Loss Preamp Factor APos TPos Remark MHz dBuV/m dBuV/m dBuV dB/m dB dB cm deg 1 5745.00 107.62 ------ ------ 92.09 36.68 11.65 32.80 130 352 PEAK
Avg	Blank	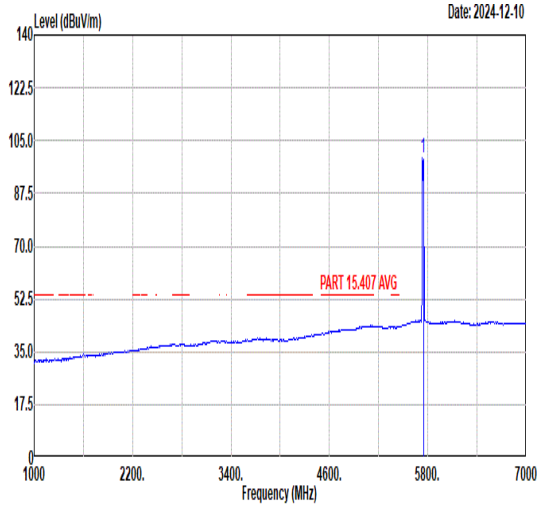 Freq Level Limit Line Margin (dB) Read Level Ant Factor Cable Loss Preamp Factor APos TPos Remark MHz dBuV/m dBuV/m dBuV dB/m dB dB cm deg 1 5745.00 99.10 ------ ------ 83.57 36.67 11.65 32.79 130 352 AVERAGE

Mode	59	
	Band Edge	
	U-NII-3_5.725-5.85_802.11be EHT20_CH149_Single RU 106/53_5745MHz	
ANT	5+7	
Pol.	Vertical	Fundamental
Peak	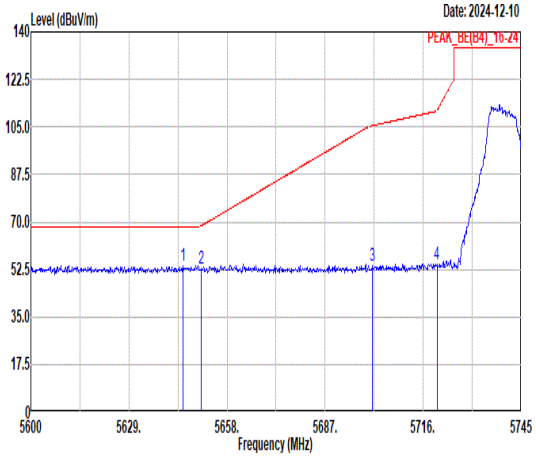 Freq Level Limit Line Margin (dB) Read Level Ant Factor Cable Loss Preamp Factor APos TPos Remark 1 5644.95 54.10 68.30 -14.20 38.69 36.48 11.69 32.76 192 4 PEAK 2 5650.32 53.02 68.53 -15.51 37.59 36.50 11.69 32.76 192 4 PEAK 3 5700.92 53.74 105.46 -51.72 38.26 36.60 11.66 32.78 192 4 PEAK 4 5720.06 54.58 110.94 -56.36 39.07 36.64 11.66 32.79 192 4 PEAK	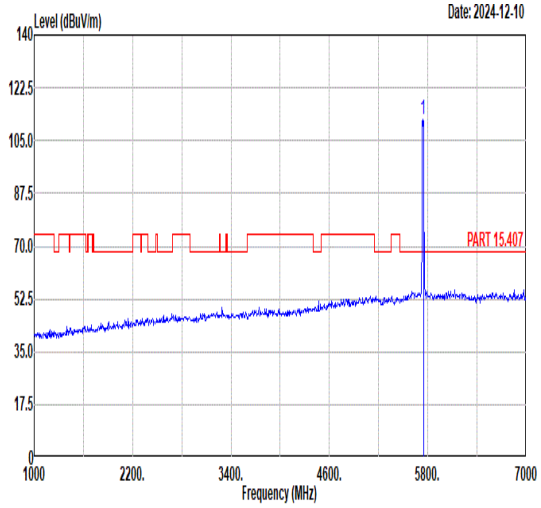 Freq Level Limit Line Margin (dB) Read Level Ant Factor Cable Loss Preamp Factor APos TPos Remark 1 5745.00 111.84 ------ ------ 96.31 36.68 11.65 32.80 192 4 PEAK
Avg	Blank	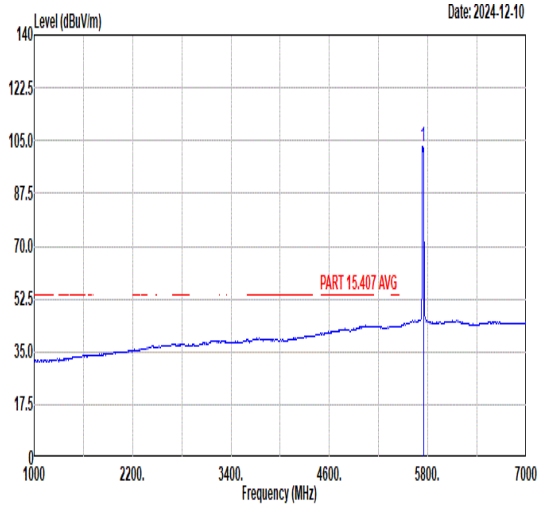 Freq Level Limit Line Margin (dB) Read Level Ant Factor Cable Loss Preamp Factor APos TPos Remark 1 5745.00 103.09 ------ ------ 87.56 36.67 11.65 32.79 192 4 AVERAGE

Mode	60	
	Band Edge	
	U-NII-3_5.725-5.85_802.11be EHT20_CH165_Single RU 26/8_5825MHz	
ANT	5+7	
Pol.	Horizontal	Fundamental
Peak	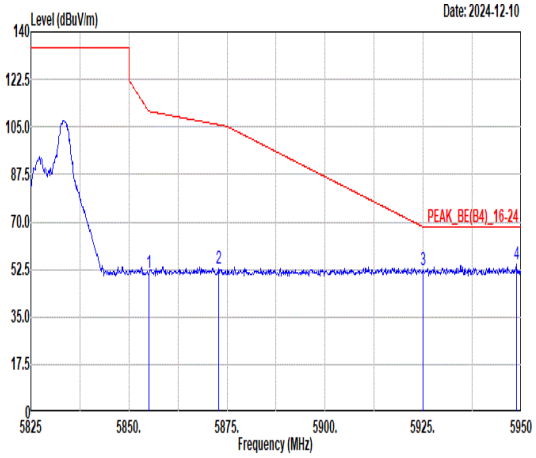 Freq Level Limit Line Margin (dB) Read Level Ant Factor Cable Loss Preamp Factor APos TPos Remark MHz dBuV/m dBuV/m dBuV dB/m dB dB cm deg 1 5855.00 51.35 110.80 -59.45 36.16 36.51 11.52 32.84 154 359 PEAK 2 5872.88 52.96 105.79 -52.83 37.77 36.55 11.49 32.85 154 359 PEAK 3 5924.88 52.21 68.29 -16.08 37.03 36.65 11.40 32.87 154 359 PEAK 4 5948.75 54.39 68.30 -13.91 39.21 36.70 11.36 32.88 154 359 PEAK	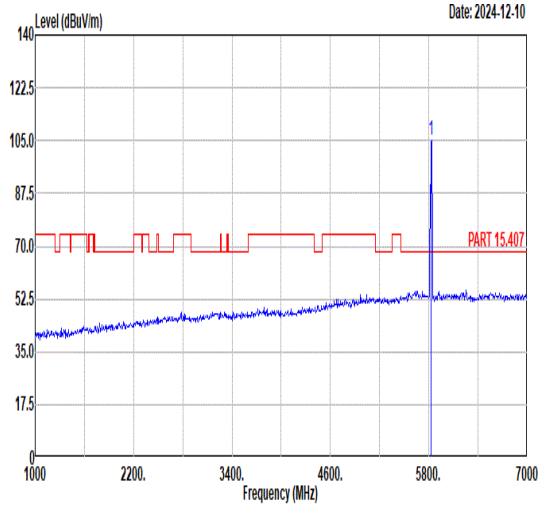 Freq Level Limit Line Margin (dB) Read Level Ant Factor Cable Loss Preamp Factor APos TPos Remark MHz dBuV/m dBuV/m dBuV dB/m dB dB cm deg 1 5825.00 105.33 ------ ------ 90.08 36.53 11.55 32.83 154 359 PEAK
Avg	Blank	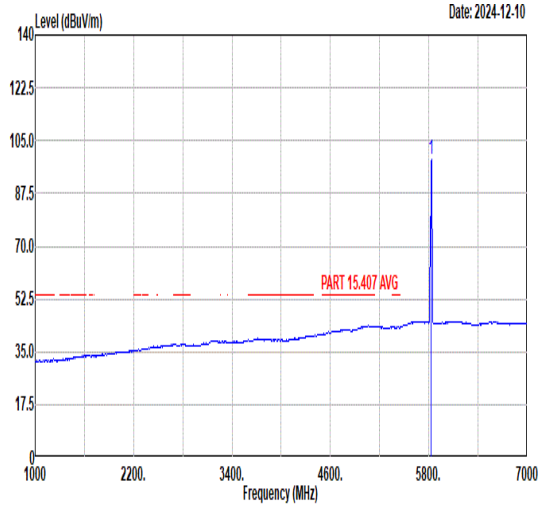 Freq Level Limit Line Margin (dB) Read Level Ant Factor Cable Loss Preamp Factor APos TPos Remark MHz dBuV/m dBuV/m dBuV dB/m dB dB cm deg 1 5825.00 98.74 ------ ------ 83.49 36.53 11.55 32.83 154 359 AVERAGE

Mode	60	
	Band Edge	
	U-NII-3_5.725-5.85_802.11be EHT20_CH165_Single RU 26/8_5825MHz	
ANT	5+7	
Pol.	Vertical	Fundamental
Peak	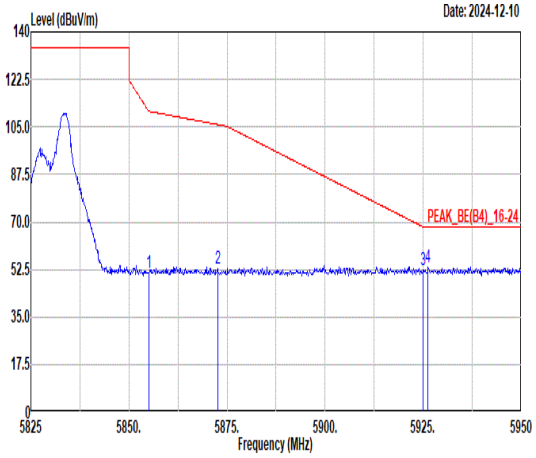 Freq Level Limit Line Margin (dB) Read Level Ant Factor Cable Loss Preamp Factor APos TPos Remark MHz dBuV/m dBuV/m dBuV dB/m dB dB cm deg 1 5855.00 51.43 110.80 -59.37 36.24 36.51 11.52 32.84 199 7 PEAK 2 5872.63 52.67 105.86 -53.19 37.48 36.55 11.49 32.85 199 7 PEAK 3 5925.00 52.42 68.20 -15.78 37.24 36.65 11.40 32.87 199 7 PEAK 4 5926.25 53.50 68.30 -14.80 38.32 36.65 11.40 32.87 199 7 PEAK	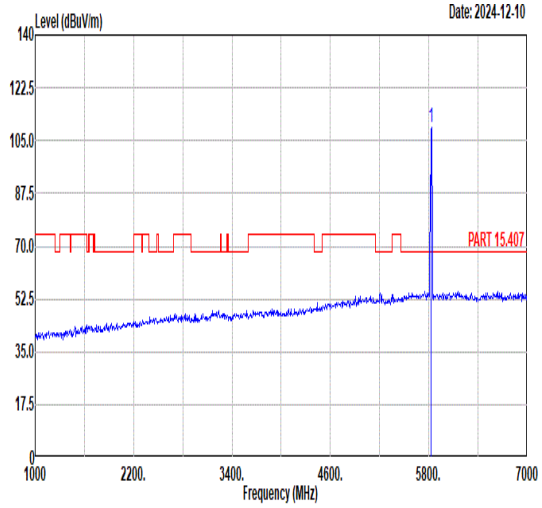 Freq Level Limit Line Margin (dB) Read Level Ant Factor Cable Loss Preamp Factor APos TPos Remark MHz dBuV/m dBuV/m dBuV dB/m dB dB cm deg 1 5825.00 109.51 ------ ------ 94.26 36.53 11.55 32.83 199 7 PEAK
Avg	Blank	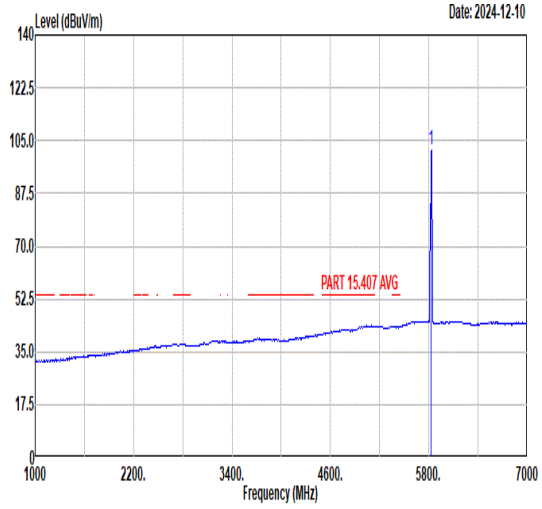 Freq Level Limit Line Margin (dB) Read Level Ant Factor Cable Loss Preamp Factor APos TPos Remark MHz dBuV/m dBuV/m dBuV dB/m dB dB cm deg 1 5825.00 101.85 ------ ------ 86.60 36.53 11.55 32.83 199 7 AVERAGE

Mode	61	
	Band Edge	
	U-NII-3_5.725-5.85_802.11be EHT20_CH165_Single RU 52/40_5825MHz	
ANT	5+7	
Pol.	Horizontal	Fundamental
Peak	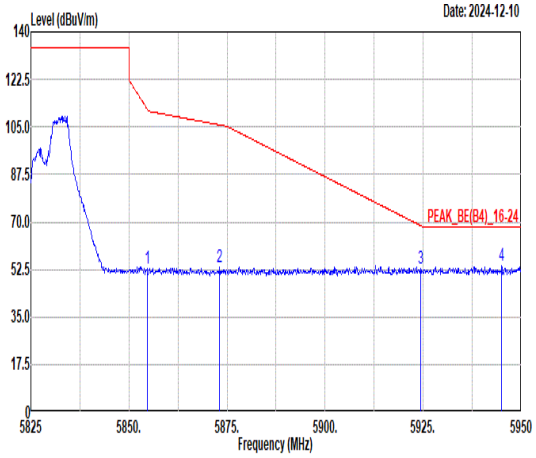 Freq Level Limit Line Margin (dB) Read Level Ant Factor Cable Loss Preamp Factor APos TPos Remark MHz dBuV/m dBuV/m dBuV dB/m dB dB cm deg 1 5854.63 53.00 111.65 -58.65 37.81 36.51 11.52 32.84 155 359 PEAK 2 5873.13 53.20 105.72 -52.52 38.01 36.55 11.49 32.85 155 359 PEAK 3 5924.38 52.60 68.66 -16.06 37.42 36.65 11.40 32.87 155 359 PEAK 4 5945.00 54.04 68.30 -14.26 38.86 36.69 11.37 32.88 155 359 PEAK	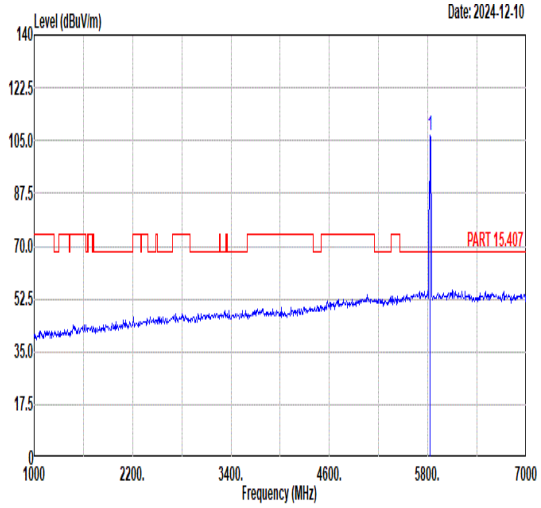 Freq Level Limit Line Margin (dB) Read Level Ant Factor Cable Loss Preamp Factor APos TPos Remark MHz dBuV/m dBuV/m dBuV dB/m dB dB cm deg 1 5825.00 106.94 ------ ------ 91.67 36.54 11.56 32.83 155 359 PEAK
Avg	Blank	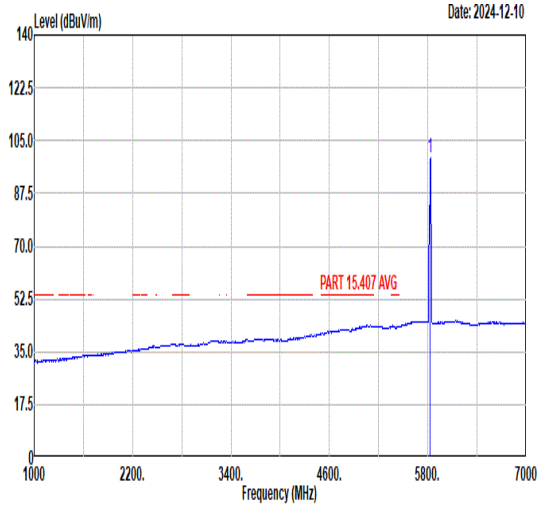 Freq Level Limit Line Margin (dB) Read Level Ant Factor Cable Loss Preamp Factor APos TPos Remark MHz dBuV/m dBuV/m dBuV dB/m dB dB cm deg 1 5825.00 99.10 ------ ------ 83.85 36.53 11.55 32.83 155 359 AVERAGE

Mode	61	
	Band Edge	
	U-NII-3_5.725-5.85_802.11be EHT20_CH165_Single RU 52/40_5825MHz	
ANT	5+7	
Pol.	Vertical	Fundamental
Peak	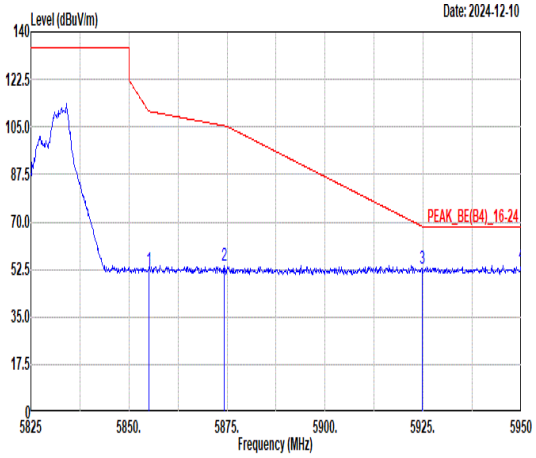 Freq Level Limit Line Margin (dB) Read Level Ant Factor Cable Loss Preamp Factor APos TPos Remark MHz dBuV/m dBuV/m dBuV dB/m dB dB cm deg 1 5855.00 52.25 110.80 -58.55 37.06 36.51 11.52 32.84 199 7 PEAK 2 5874.25 53.81 105.41 -51.60 38.62 36.55 11.49 32.85 199 7 PEAK 3 5924.75 52.65 68.38 -15.73 37.47 36.65 11.40 32.87 199 7 PEAK 4 5950.00 54.24 68.30 -14.06 39.06 36.70 11.36 32.88 199 7 PEAK	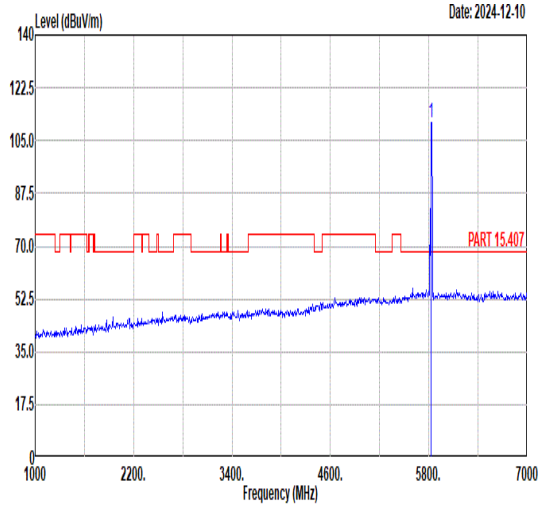 Freq Level Limit Line Margin (dB) Read Level Ant Factor Cable Loss Preamp Factor APos TPos Remark MHz dBuV/m dBuV/m dBuV dB/m dB dB cm deg 1 5825.00 111.07 ------ ------ 95.80 36.54 11.56 32.83 199 7 PEAK
Avg	Blank	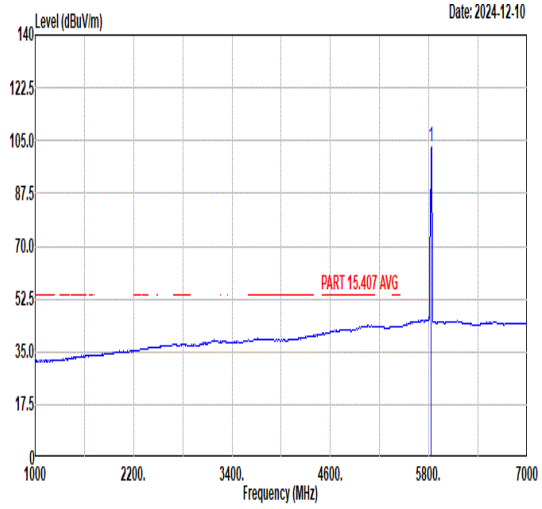 Freq Level Limit Line Margin (dB) Read Level Ant Factor Cable Loss Preamp Factor APos TPos Remark MHz dBuV/m dBuV/m dBuV dB/m dB dB cm deg 1 5825.00 103.00 ------ ------ 87.75 36.53 11.55 32.83 199 7 AVERAGE

Mode	62	
	Band Edge	
	U-NII-3_5.725-5.85_802.11be EHT20_CH165_Single RU 106/54_5825MHz	
ANT	5+7	
Pol.	Horizontal	Fundamental
Peak	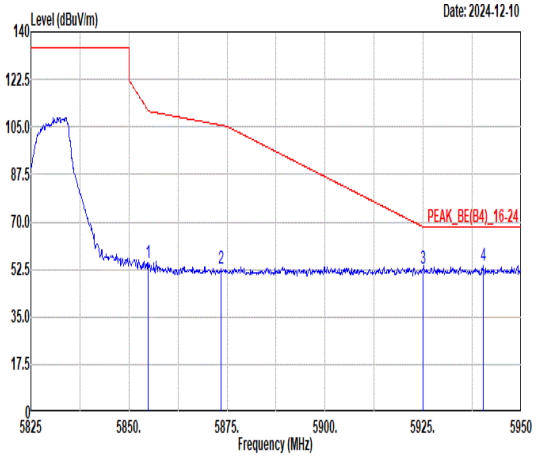 Freq Level Limit Line Margin (dB) Read Level Ant Factor Cable Loss Preamp Factor APos TPos Remark MHz dBuV/m dBuV/m dBuV dB/m dB dB cm deg 1 5854.88 54.73 111.08 -56.35 39.54 36.51 11.52 32.84 155 360 PEAK 2 5873.50 52.73 105.62 -52.89 37.54 36.55 11.49 32.85 155 360 PEAK 3 5924.88 53.03 68.29 -15.26 37.85 36.65 11.40 32.87 155 360 PEAK 4 5940.25 54.01 68.30 -14.29 38.83 36.68 11.38 32.88 155 360 PEAK	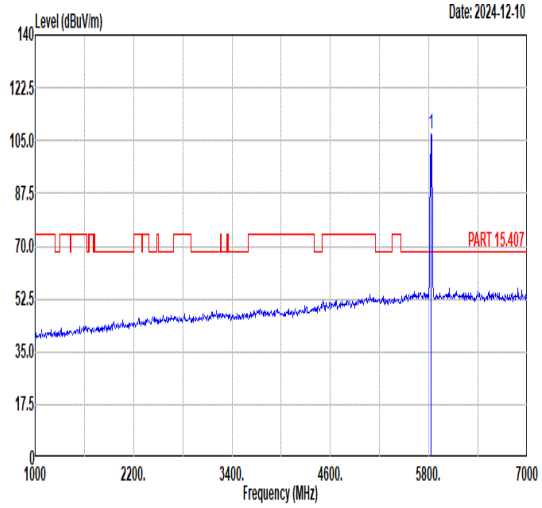 Freq Level Limit Line Margin (dB) Read Level Ant Factor Cable Loss Preamp Factor APos TPos Remark MHz dBuV/m dBuV/m dBuV dB/m dB dB cm deg 1 5825.00 107.44 ------ ------ 92.17 36.54 11.56 32.83 155 360 PEAK
Avg	Blank	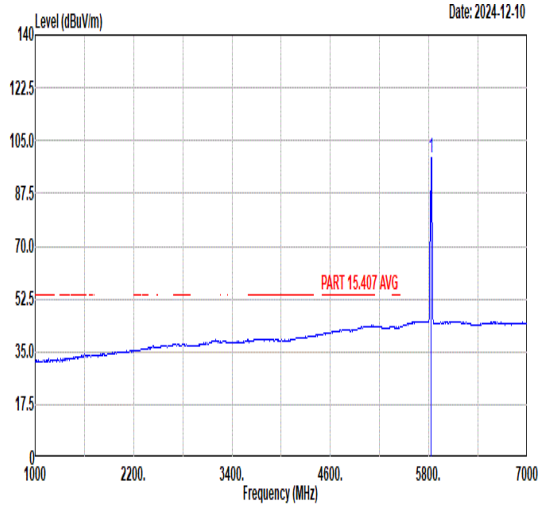 Freq Level Limit Line Margin (dB) Read Level Ant Factor Cable Loss Preamp Factor APos TPos Remark MHz dBuV/m dBuV/m dBuV dB/m dB dB cm deg 1 5825.00 99.27 ------ ------ 84.02 36.53 11.55 32.83 155 360 AVERAGE

Mode	62	
	Band Edge	
	U-NII-3_5.725-5.85_802.11be EHT20_CH165_Single RU 106/54_5825MHz	
ANT	5+7	
Pol.	Vertical	Fundamental
Peak	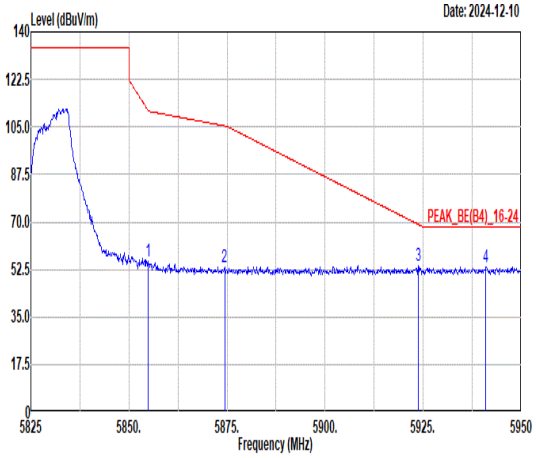 Freq Level Limit Line Margin (dB) Read Level Ant Factor Cable Loss Preamp Factor APos TPos Remark MHz dBuV/m dBuV/m dBuV dB/m dB dB cm deg 1 5854.88 55.30 111.08 -55.78 40.11 36.51 11.52 32.84 199 7 PEAK 2 5874.38 53.45 105.37 -51.92 38.26 36.55 11.49 32.85 199 7 PEAK 3 5923.75 53.77 69.12 -15.35 38.58 36.65 11.41 32.87 199 7 PEAK 4 5941.00 53.42 68.30 -14.88 38.24 36.68 11.38 32.88 199 7 PEAK	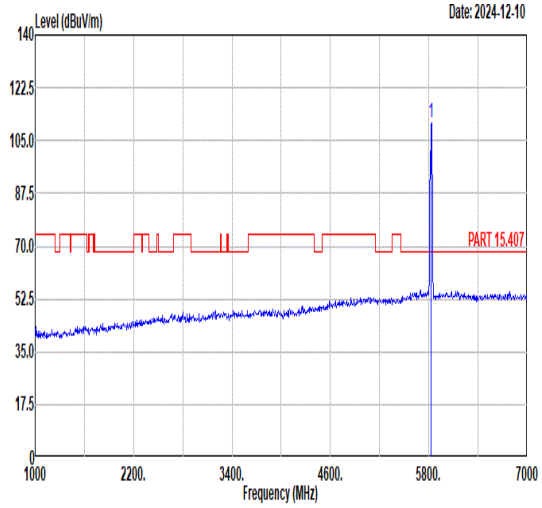 Freq Level Limit Line Margin (dB) Read Level Ant Factor Cable Loss Preamp Factor APos TPos Remark MHz dBuV/m dBuV/m dBuV dB/m dB dB cm deg 1 5825.00 110.91 ------ ------ 95.66 36.53 11.55 32.83 199 7 PEAK
Avg	Blank	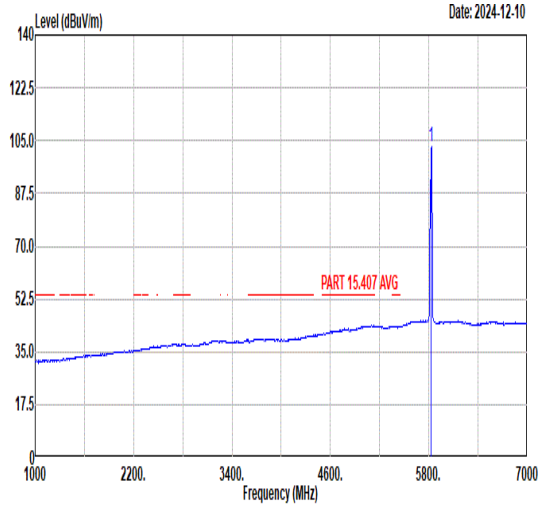 Freq Level Limit Line Margin (dB) Read Level Ant Factor Cable Loss Preamp Factor APos TPos Remark MHz dBuV/m dBuV/m dBuV dB/m dB dB cm deg 1 5825.00 103.12 ------ ------ 87.87 36.53 11.55 32.83 199 7 AVERAGE

Mode	63	
	Band Edge	
	U-NII-1_5.15-5.25_802.11be EHT20_CH36_Small RU Index 37+2_5180MHz	
ANT	5+7	
Pol.	Horizontal	Fundamental
Peak	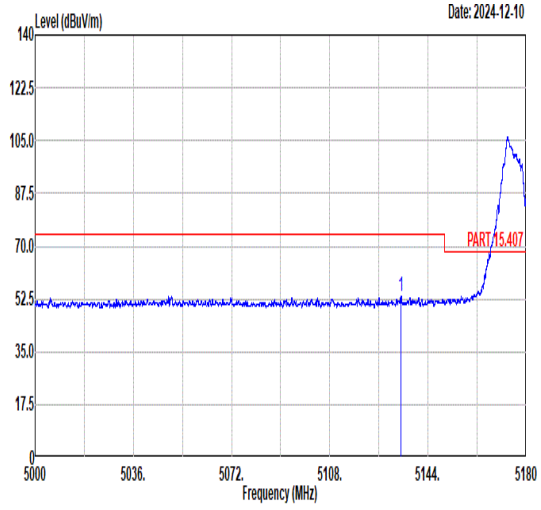 Freq Level Limit Line Margin (dB) Read Level Ant Factor Cable Loss Preamp Factor APos TPos Remark MHz dBuV/m dBuV/m dBuV dB/m dB dB cm deg 1 5134.01 53.45 74.00 -20.55 39.26 35.73 11.09 32.63 400 311 PEAK	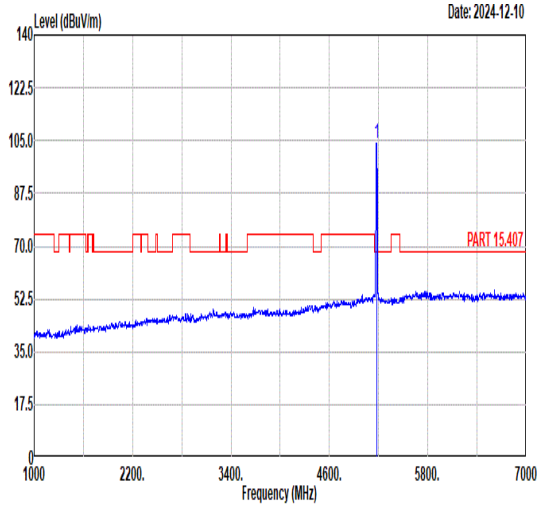 Freq Level Limit Line Margin (dB) Read Level Ant Factor Cable Loss Preamp Factor APos TPos Remark MHz dBuV/m dBuV/m dBuV dB/m dB dB cm deg 1 5180.00 104.27 ------ ------ 90.08 35.75 11.07 32.63 400 311 PEAK
Avg	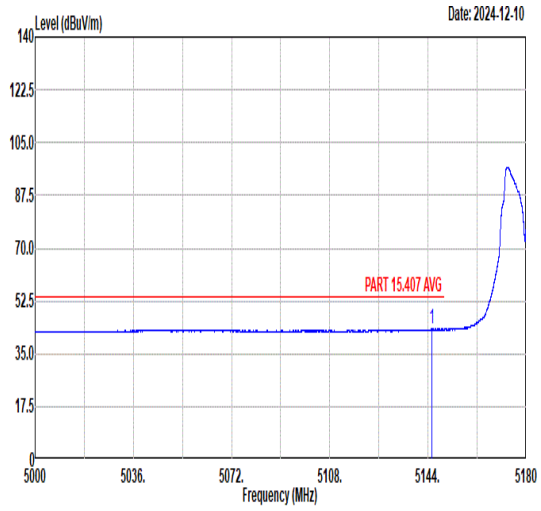 Freq Level Limit Line Margin (dB) Read Level Ant Factor Cable Loss Preamp Factor APos TPos Remark MHz dBuV/m dBuV/m dBuV dB/m dB dB cm deg 1 5145.35 43.35 54.00 -10.65 29.18 35.71 11.09 32.63 400 311 AVERAGE	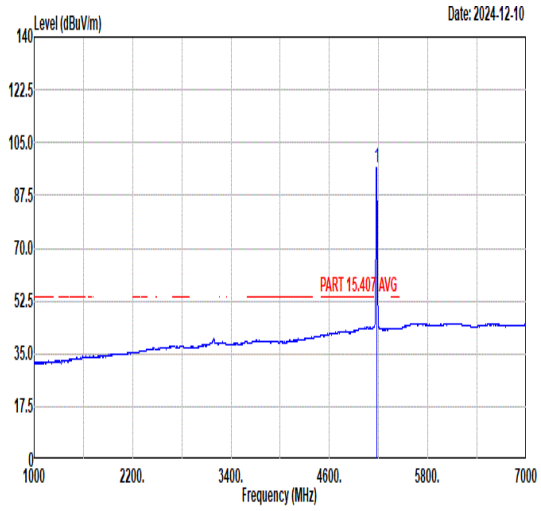 Freq Level Limit Line Margin (dB) Read Level Ant Factor Cable Loss Preamp Factor APos TPos Remark MHz dBuV/m dBuV/m dBuV dB/m dB dB cm deg 1 5180.00 96.66 ------ ------ 82.47 35.75 11.07 32.63 400 311 AVERAGE

Mode	63	
	Band Edge	
	U-NII-1_5.15-5.25_802.11be EHT20_CH36_Small RU Index 37+2_5180MHz	
ANT	5+7	
Pol.	Vertical	Fundamental
Peak	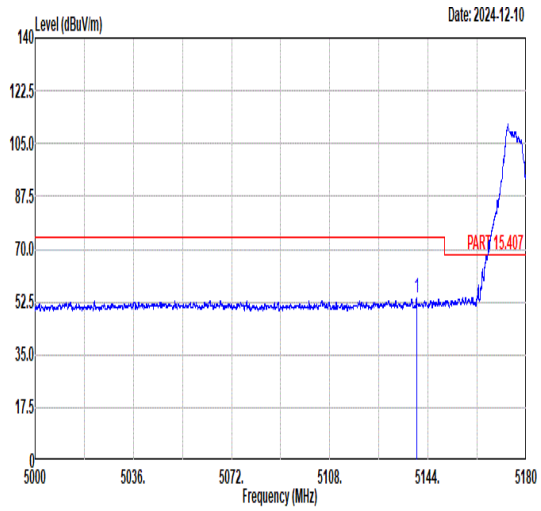 Freq Level Limit Line Margin (dB) Read Level Ant Factor Cable Loss Preamp Factor APos TPos Remark 1 5139.77 53.67 74.00 -20.33 39.49 35.72 11.09 32.63 392 337 PEAK	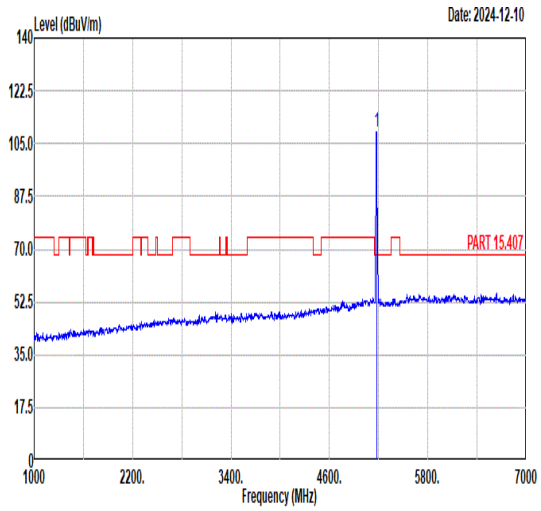 Freq Level Limit Line Margin (dB) Read Level Ant Factor Cable Loss Preamp Factor APos TPos Remark 1 5180.00 108.83 ------ ------ 94.64 35.75 11.07 32.63 392 337 PEAK
Avg	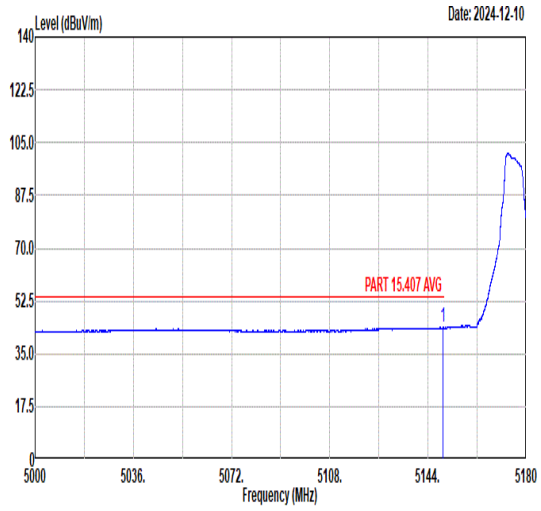 Freq Level Limit Line Margin (dB) Read Level Ant Factor Cable Loss Preamp Factor APos TPos Remark 1 5149.51 43.76 54.00 -10.24 29.60 35.70 11.09 32.63 392 337 AVERAGE	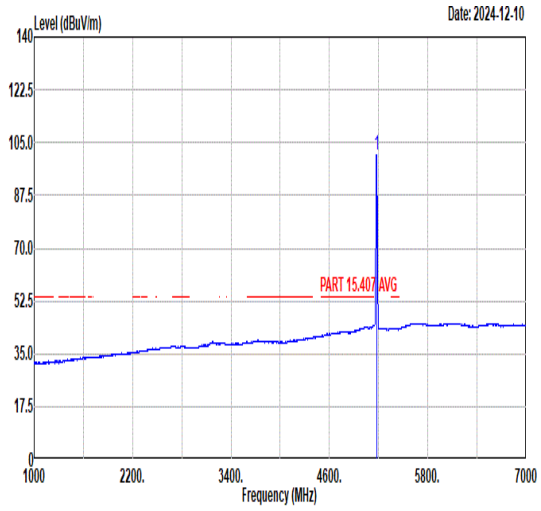 Freq Level Limit Line Margin (dB) Read Level Ant Factor Cable Loss Preamp Factor APos TPos Remark 1 5180.00 101.09 ------ ------ 86.90 35.75 11.07 32.63 392 337 AVERAGE

Mode	64	
	Band Edge	
	U-NII-1_5.15-5.25_802.11be EHT20_CH36_Small RU Index 53+4_5180MHz	
ANT	5+7	
Pol.	Horizontal	Fundamental
Peak	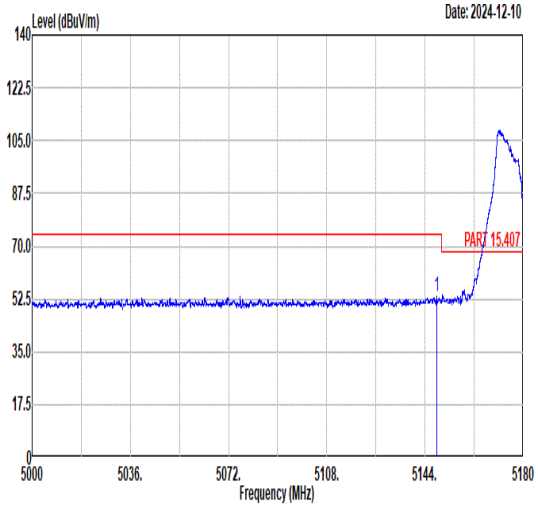 Freq Level Limit Line Margin (dB) Read Level Ant Factor Cable Loss Preamp Factor APos TPos Remark MHz dBuV/m dBuV/m dBuV dB/m dB dB cm deg 1 5148.25 53.19 74.00 -20.81 39.03 35.70 11.09 32.63 400 309 PEAK	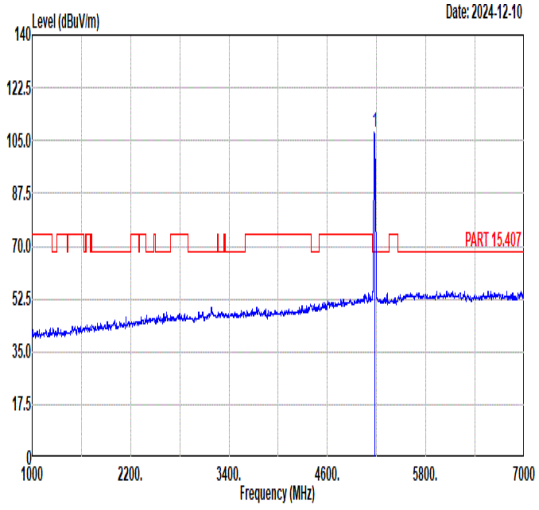 Freq Level Limit Line Margin (dB) Read Level Ant Factor Cable Loss Preamp Factor APos TPos Remark MHz dBuV/m dBuV/m dBuV dB/m dB dB cm deg 1 5180.00 107.56 ------ ------ 93.37 35.74 11.08 32.63 400 309 PEAK
Avg	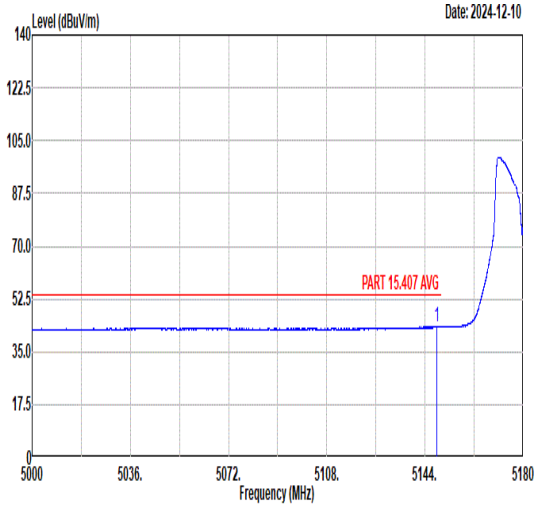 Freq Level Limit Line Margin (dB) Read Level Ant Factor Cable Loss Preamp Factor APos TPos Remark MHz dBuV/m dBuV/m dBuV dB/m dB dB cm deg 1 5148.25 43.46 54.00 -10.54 29.30 35.70 11.09 32.63 400 309 AVERAGE	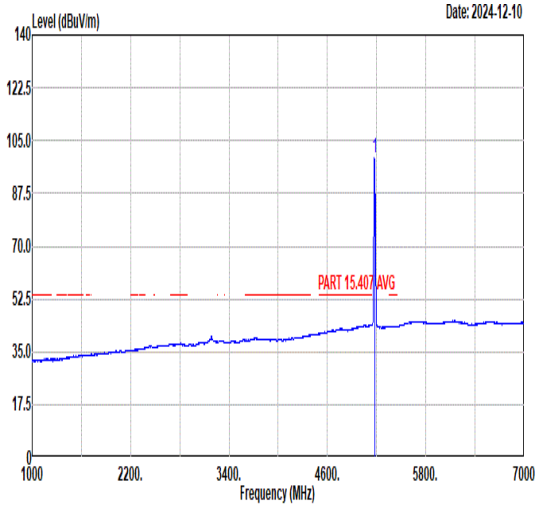 Freq Level Limit Line Margin (dB) Read Level Ant Factor Cable Loss Preamp Factor APos TPos Remark MHz dBuV/m dBuV/m dBuV dB/m dB dB cm deg 1 5180.00 99.47 ------ ------ 85.28 35.74 11.08 32.63 400 309 AVERAGE

Mode	64	
	Band Edge	
	U-NII-1_5.15-5.25_802.11be EHT20_CH36_Small RU Index 53+4_5180MHz	
ANT	5+7	
Pol.	Vertical	Fundamental
Peak	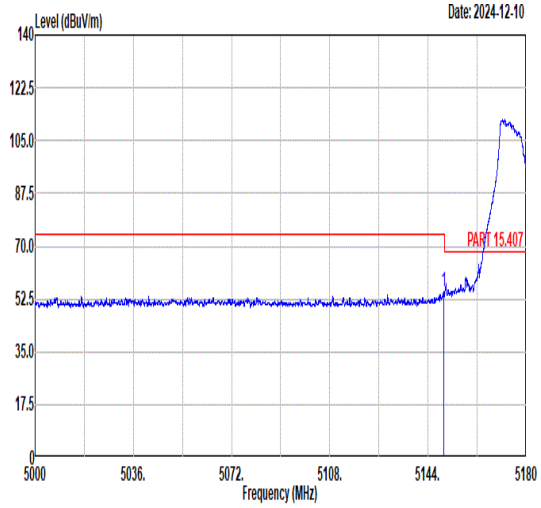 Freq Level Limit Line Margin (dB) Read Level Ant Factor Cable Loss Preamp Factor APos TPos Remark 1 5149.85 54.85 74.00 -19.15 40.69 35.70 11.09 32.63 391 338 PEAK	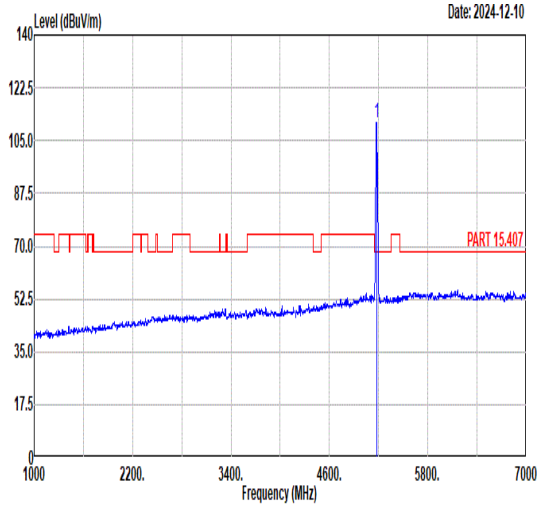 Freq Level Limit Line Margin (dB) Read Level Ant Factor Cable Loss Preamp Factor APos TPos Remark 1 5180.00 111.00 ------ ------ 96.81 35.75 11.07 32.63 391 338 PEAK
Avg	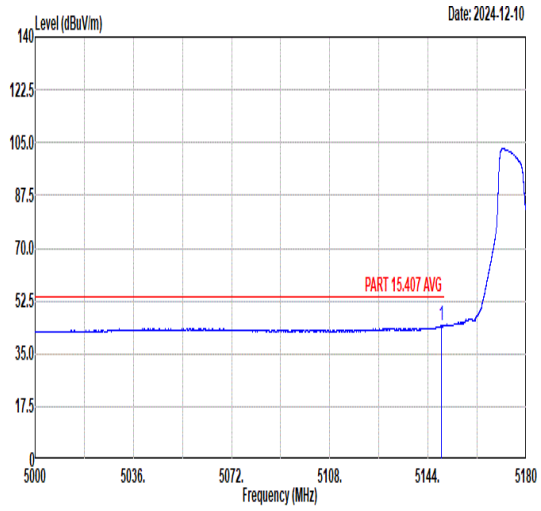 Freq Level Limit Line Margin (dB) Read Level Ant Factor Cable Loss Preamp Factor APos TPos Remark 1 5148.97 44.36 54.00 -9.64 30.20 35.70 11.09 32.63 391 338 AVERAGE	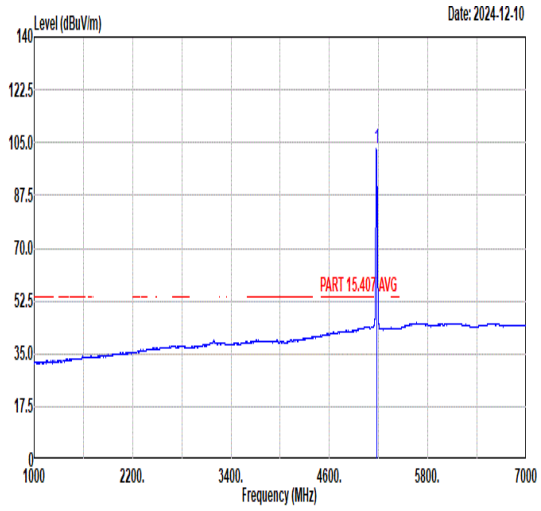 Freq Level Limit Line Margin (dB) Read Level Ant Factor Cable Loss Preamp Factor APos TPos Remark 1 5180.00 102.86 ------ ------ 88.67 35.74 11.08 32.63 391 338 AVERAGE