< 802.11ax HE20 partial RU>
Maximum power spectral density
Test Result

Test Mode	Antenna	Freq(MHz)	Ru Size	Ru Index	Result [dBm/MHz]	Limit [dBm/MHz]	Verdict
11AX20MIMO	Ant8	5180	26Tone	RU0	5.25	≤11.00	PASS
			52Tone	RU37	6.04	≤11.00	PASS
			106Tone	RU53	5.73	≤11.00	PASS
	Ant5	5180	26Tone	RU0	5.38	≤11.00	PASS
			52Tone	RU37	5.38	≤11.00	PASS
			106Tone	RU53	5.46	≤11.00	PASS
	total	5180	26Tone	RU0	8.33	≤11.00	PASS
			52Tone	RU37	8.73	≤11.00	PASS
			106Tone	RU53	8.61	≤11.00	PASS
	Ant8	5220	26Tone	RU0	6.41	≤11.00	PASS
			52Tone	RU37	6.34	≤11.00	PASS
			106Tone	RU53	6.71	≤11.00	PASS
	Ant5	5220	26Tone	RU0	6.26	≤11.00	PASS
			52Tone	RU37	5.76	≤11.00	PASS
			106Tone	RU53	6.21	≤11.00	PASS
	total	5220	26Tone	RU0	9.35	≤11.00	PASS
			52Tone	RU37	9.07	≤11.00	PASS
			106Tone	RU53	9.48	≤11.00	PASS
	Ant8	5240	26Tone	RU8	6.78	≤11.00	PASS
			52Tone	RU40	6.71	≤11.00	PASS
			106Tone	RU54	6.62	≤11.00	PASS
	Ant5	5240	26Tone	RU8	6.49	≤11.00	PASS
			52Tone	RU40	6.19	≤11.00	PASS
			106Tone	RU54	6.18	≤11.00	PASS
	total	5240	26Tone	RU8	9.65	≤11.00	PASS
			52Tone	RU40	9.47	≤11.00	PASS
			106Tone	RU54	9.42	≤11.00	PASS
	Ant8	5260	26Tone	RU0	5.52	≤11.00	PASS
			52Tone	RU37	5.21	≤11.00	PASS
			106Tone	RU53	5.36	≤11.00	PASS
	Ant5	5260	26Tone	RU0	5.46	≤11.00	PASS
			52Tone	RU37	5	≤11.00	PASS
			106Tone	RU53	5.07	≤11.00	PASS
	total	5260	26Tone	RU0	8.50	≤11.00	PASS
			52Tone	RU37	8.12	≤11.00	PASS
			106Tone	RU53	8.23	≤11.00	PASS
	Ant8	5300	26Tone	RU0	5.25	≤11.00	PASS
			52Tone	RU37	4.93	≤11.00	PASS
			106Tone	RU53	5.24	≤11.00	PASS
	Ant5	5300	26Tone	RU0	5.2	≤11.00	PASS
			52Tone	RU37	4.89	≤11.00	PASS
			106Tone	RU53	5.03	≤11.00	PASS
	total	5300	26Tone	RU0	8.24	≤11.00	PASS
			52Tone	RU37	7.92	≤11.00	PASS

			106Tone	RU53	8.15	≤11.00	PASS
	Ant8	5320	26Tone	RU8	4.49	≤11.00	PASS
			52Tone	RU40	4.1	≤11.00	PASS
			106Tone	RU54	4.29	≤11.00	PASS
	Ant5	5320	26Tone	RU8	4.48	≤11.00	PASS
			52Tone	RU40	4.08	≤11.00	PASS
			106Tone	RU54	4.22	≤11.00	PASS
	total	5320	26Tone	RU8	7.50	≤11.00	PASS
			52Tone	RU40	7.10	≤11.00	PASS
			106Tone	RU54	7.27	≤11.00	PASS
	Ant8	5500	26Tone	RU0	5.18	≤11.00	PASS
			52Tone	RU37	5.17	≤11.00	PASS
			106Tone	RU53	5.11	≤11.00	PASS
	Ant5	5500	26Tone	RU0	5.66	≤11.00	PASS
			52Tone	RU37	5.56	≤11.00	PASS
			106Tone	RU53	5.23	≤11.00	PASS
	total	5500	26Tone	RU0	8.44	≤11.00	PASS
			52Tone	RU37	8.38	≤11.00	PASS
			106Tone	RU53	8.18	≤11.00	PASS
	Ant8	5580	26Tone	RU0	6.27	≤11.00	PASS
			52Tone	RU37	6.59	≤11.00	PASS
			106Tone	RU53	6.57	≤11.00	PASS
	Ant5	5580	26Tone	RU0	6.07	≤11.00	PASS
			52Tone	RU37	6.19	≤11.00	PASS
			106Tone	RU53	6.27	≤11.00	PASS
	total	5580	26Tone	RU0	9.18	≤11.00	PASS
			52Tone	RU37	9.40	≤11.00	PASS
			106Tone	RU53	9.43	≤11.00	PASS
	Ant8	5700	26Tone	RU8	4.99	≤11.00	PASS
			52Tone	RU40	5.24	≤11.00	PASS
			106Tone	RU54	5.57	≤11.00	PASS
	Ant5	5700	26Tone	RU8	5.13	≤11.00	PASS
			52Tone	RU40	5.28	≤11.00	PASS
			106Tone	RU54	5.19	≤11.00	PASS
	total	5700	26Tone	RU8	8.07	≤11.00	PASS
			52Tone	RU40	8.27	≤11.00	PASS
			106Tone	RU54	8.39	≤11.00	PASS
	Ant8	5720	26Tone	RU8	7.14	≤11.00	PASS
			52Tone	RU40	6.88	≤11.00	PASS
			106Tone	RU54	7.07	≤11.00	PASS
	Ant5	5720	26Tone	RU8	6.63	≤11.00	PASS
			52Tone	RU40	6.72	≤11.00	PASS
			106Tone	RU54	6.24	≤11.00	PASS
	total	5720	26Tone	RU8	9.90	≤11.00	PASS
			52Tone	RU40	9.81	≤11.00	PASS
			106Tone	RU54	9.69	≤11.00	PASS
	Ant8	5745	26Tone	RU0	2.41	≤30.00	PASS
			52Tone	RU37	2.44	≤30.00	PASS
			106Tone	RU53	2.23	≤30.00	PASS
	Ant5	5745	26Tone	RU0	2.13	≤30.00	PASS

			52Tone	RU37	2.54	≤30.00	PASS
			106Tone	RU53	2.03	≤30.00	PASS
	total	5745	26Tone	RU0	5.28	≤30.00	PASS
			52Tone	RU37	5.50	≤30.00	PASS
			106Tone	RU53	5.14	≤30.00	PASS
	Ant8	5785	26Tone	RU0	2.97	≤30.00	PASS
			52Tone	RU37	2.64	≤30.00	PASS
			106Tone	RU53	2.64	≤30.00	PASS
	Ant5	5785	26Tone	RU0	2.16	≤30.00	PASS
			52Tone	RU37	2.2	≤30.00	PASS
			106Tone	RU53	1.54	≤30.00	PASS
	total	5785	26Tone	RU0	5.59	≤30.00	PASS
			52Tone	RU37	5.44	≤30.00	PASS
			106Tone	RU53	5.14	≤30.00	PASS
	Ant8	5825	26Tone	RU8	2.05	≤30.00	PASS
			52Tone	RU40	2.21	≤30.00	PASS
			106Tone	RU54	2.37	≤30.00	PASS
	Ant5	5825	26Tone	RU8	1.7	≤30.00	PASS
			52Tone	RU40	2.15	≤30.00	PASS
			106Tone	RU54	1.68	≤30.00	PASS
	total	5825	26Tone	RU8	4.89	≤30.00	PASS
			52Tone	RU40	5.19	≤30.00	PASS
			106Tone	RU54	5.05	≤30.00	PASS

Note：1.The Result and Limit Unit is dBm/500 kHz in the band 5.725–5.85 GHz.
2.The Duty Cycle Factor and is compensated in the graph.

Test Graphs

11AX20MIMO_Ant8_5180_26Tone_RU0

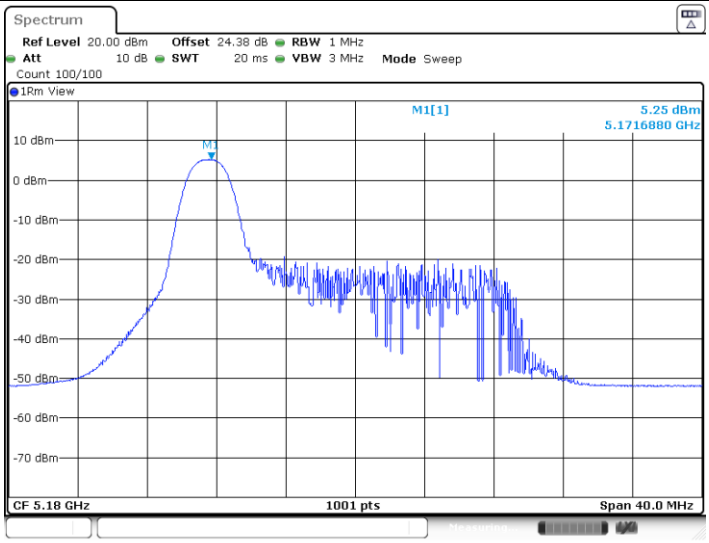

11AX20MIMO_Ant8_5180_52Tone_RU37

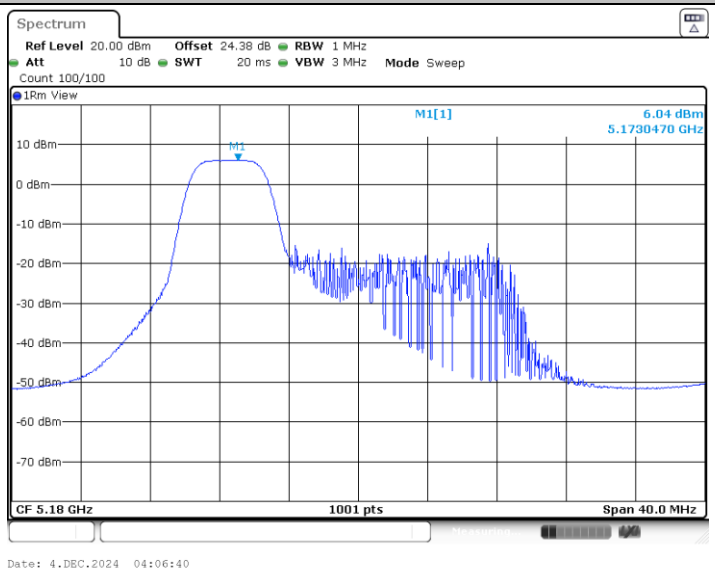

11AX20MIMO_Ant8_5180_106Tone_RU53

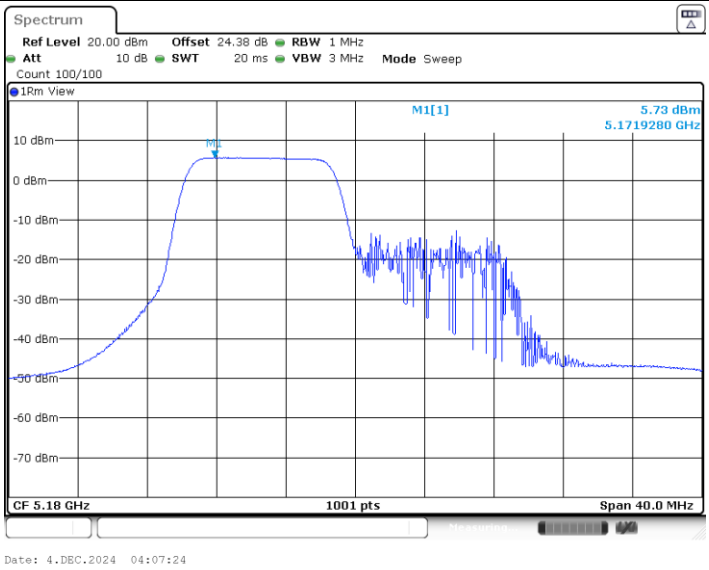

11AX20MIMO_Ant5_5180_26Tone_RU0

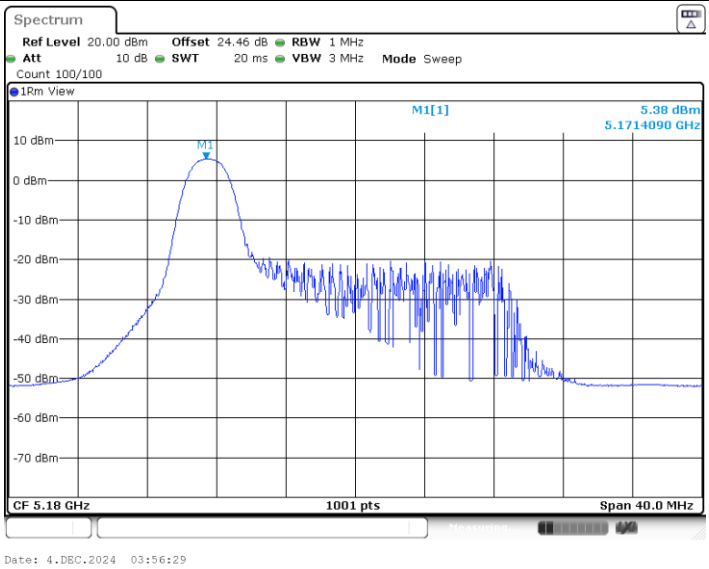

11AX20MIMO_Ant5_5180_52Tone_RU37

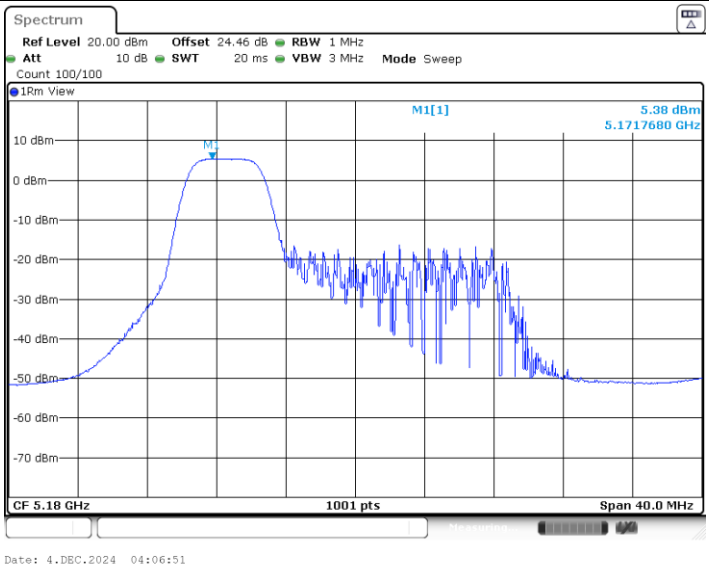

11AX20MIMO_Ant5_5180_106Tone_RU53

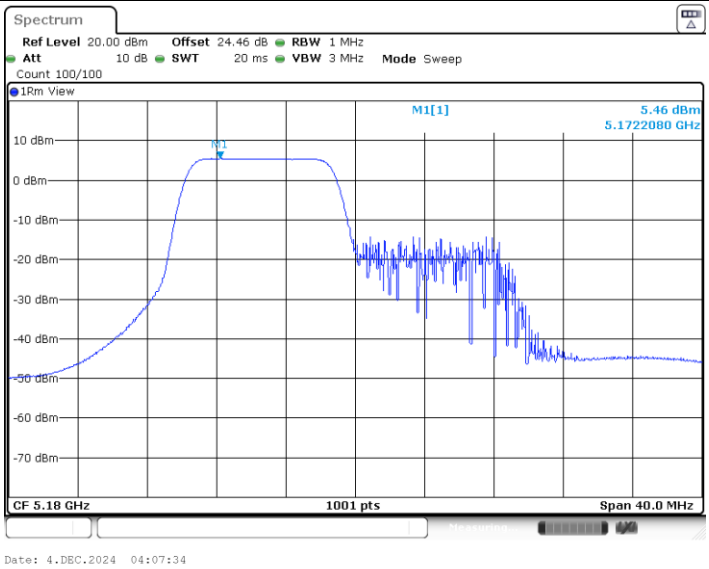

11AX20MIMO_Ant8_5220_26Tone_RU0

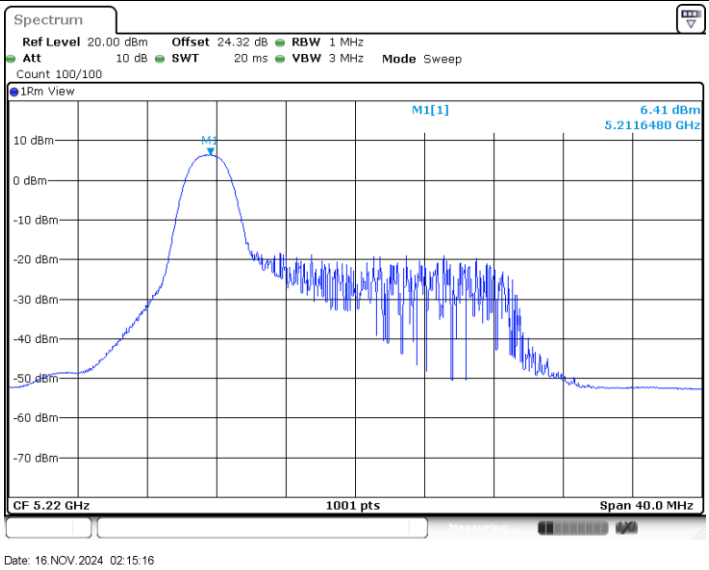

11AX20MIMO_Ant8_5220_52Tone_RU37

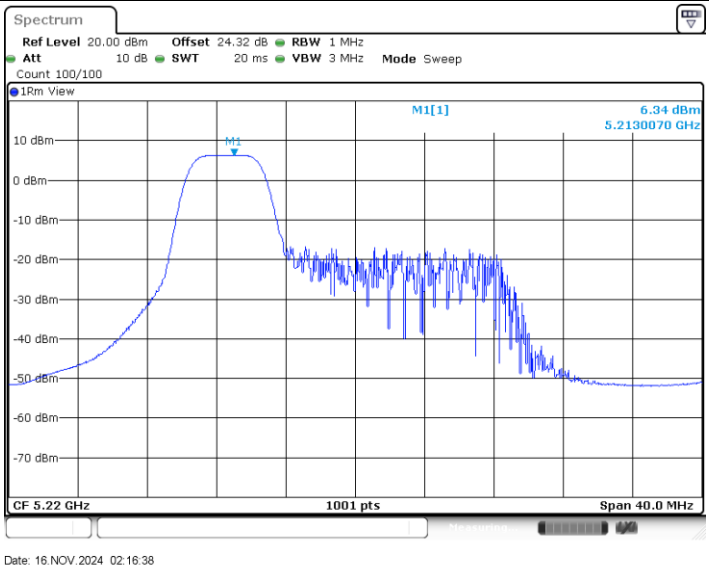

11AX20MIMO_Ant8_5220_106Tone_RU53

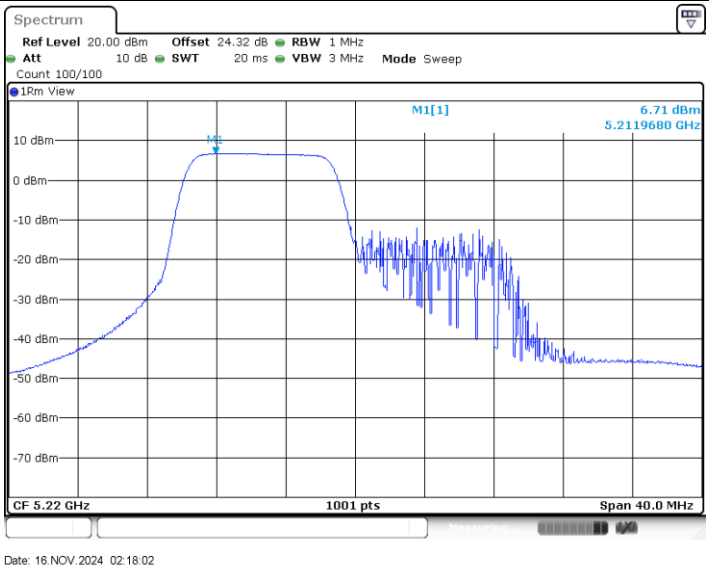

Date: 16.NOV.2024 02:18:02

11AX20MIMO_Ant5_5220_26Tone_RU0

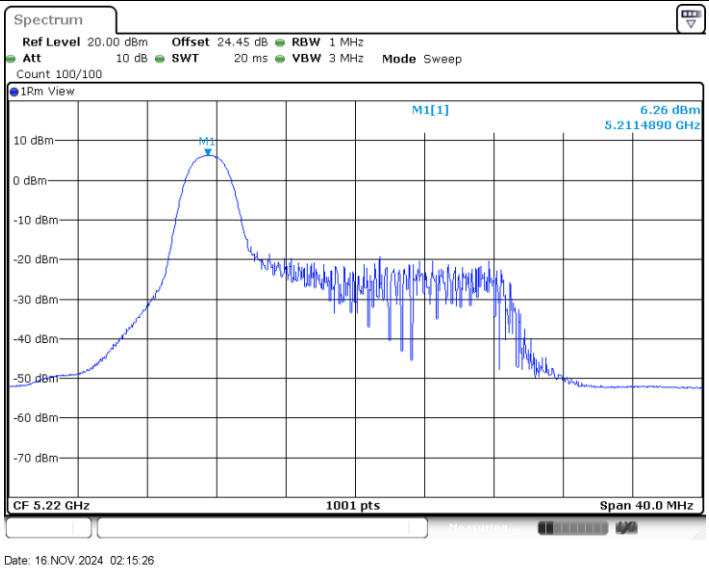

Date: 16.NOV.2024 02:15:26

11AX20MIMO_Ant5_5220_52Tone_RU37

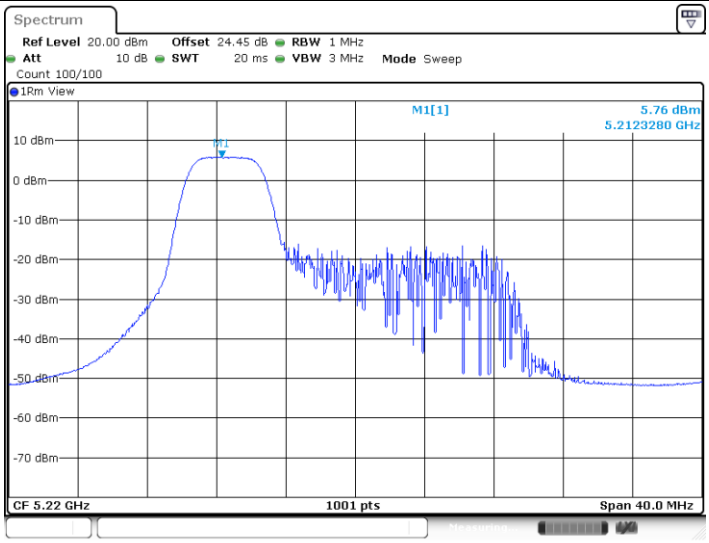

Date: 16.NOV.2024 02:16:48

11AX20MIMO_Ant5_5220_106Tone_RU53

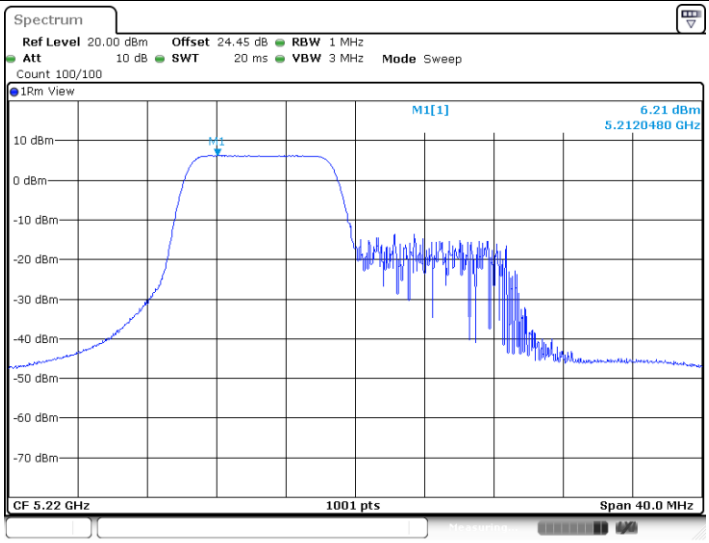

Date: 16.NOV.2024 02:18:12

11AX20MIMO_Ant8_5240_26Tone_RU8

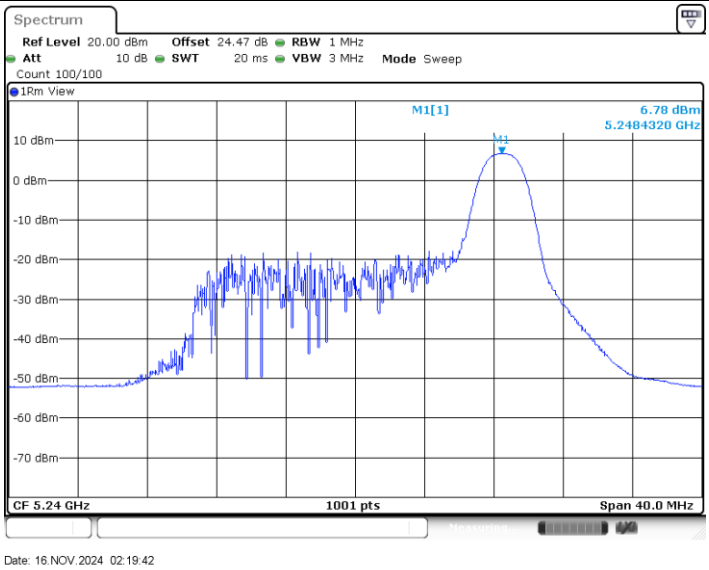

Date: 16.NOV.2024 02:19:42

11AX20MIMO_Ant8_5240_52Tone_RU40

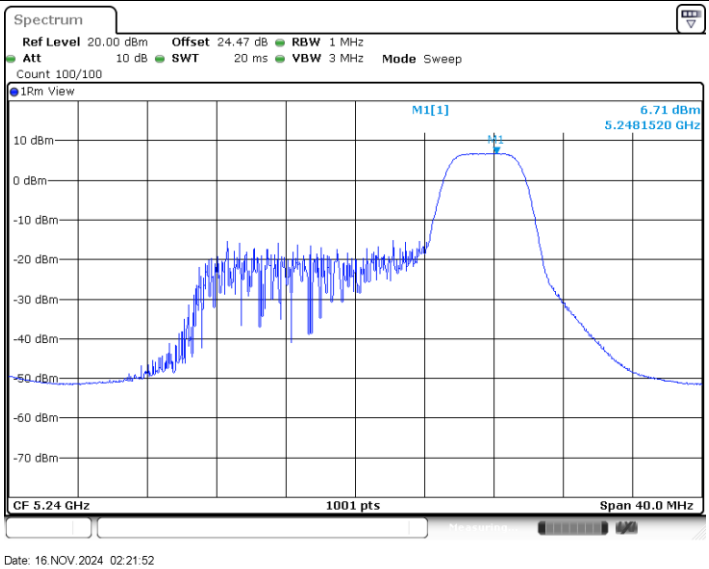

Date: 16.NOV.2024 02:21:52

11AX20MIMO_Ant8_5240_106Tone_RU54

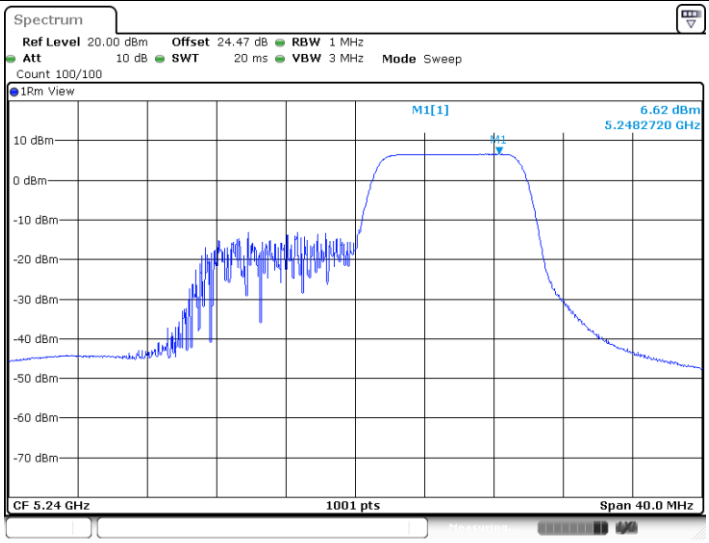

Date: 16.NOV.2024 02:22:41

11AX20MIMO_Ant5_5240_26Tone_RU8

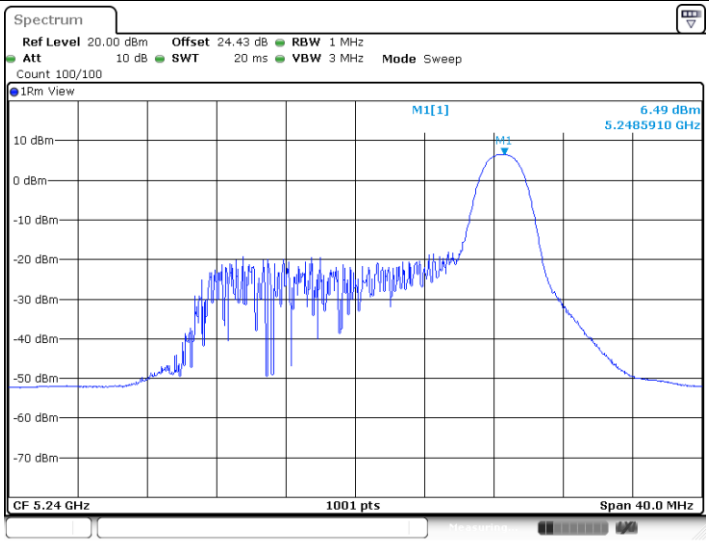

Date: 16.NOV.2024 02:20:04

11AX20MIMO_Ant5_5240_52Tone_RU40

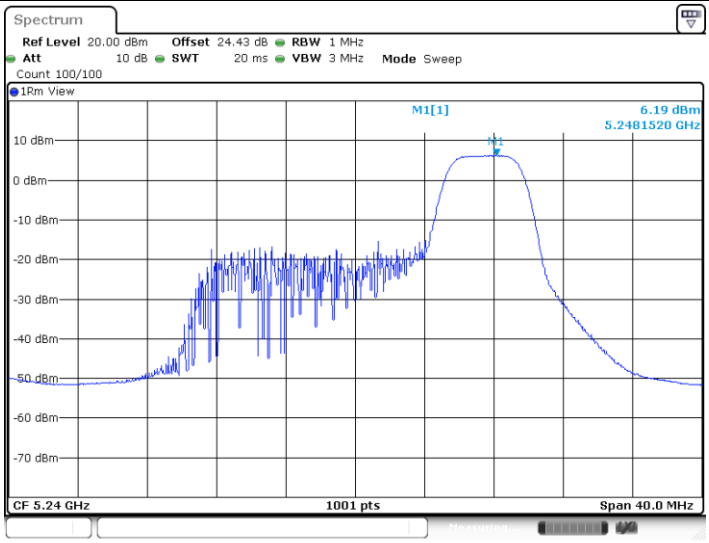

Date: 16.NOV.2024 02:22:02

11AX20MIMO_Ant5_5240_106Tone_RU54

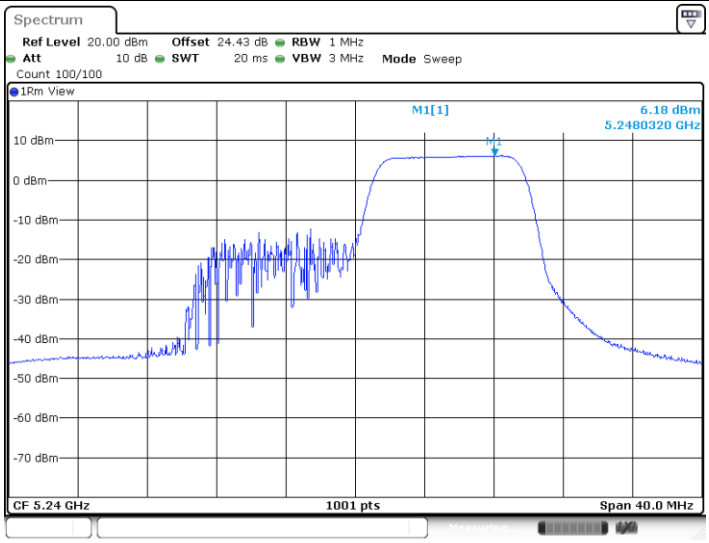

Date: 16.NOV.2024 02:23:02

11AX20MIMO_Ant8_5260_26Tone_RU0

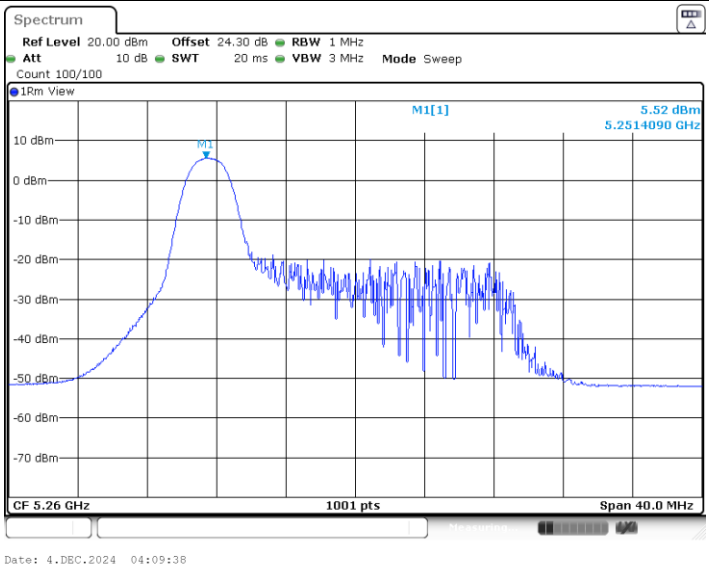

11AX20MIMO_Ant8_5260_52Tone_RU37

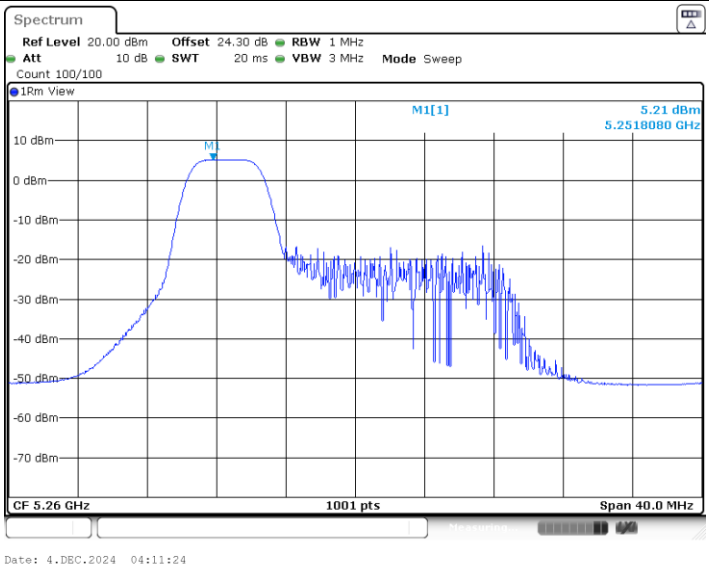

11AX20MIMO_Ant8_5260_106Tone_RU53

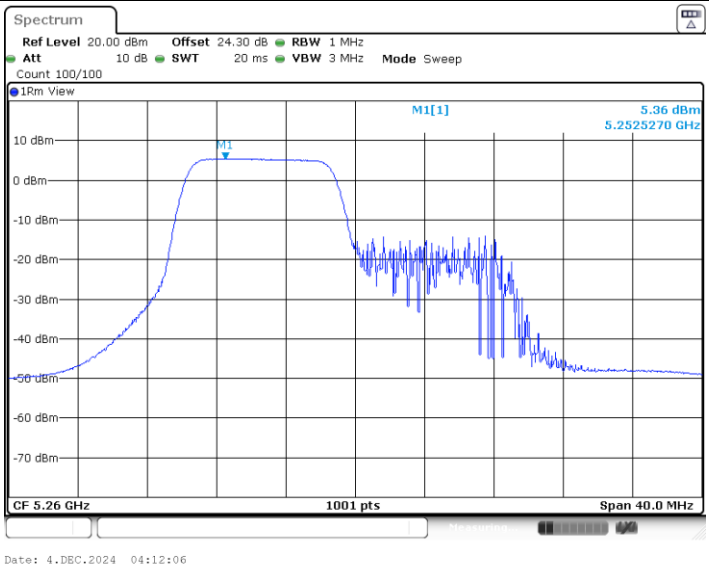

11AX20MIMO_Ant5_5260_26Tone_RU0

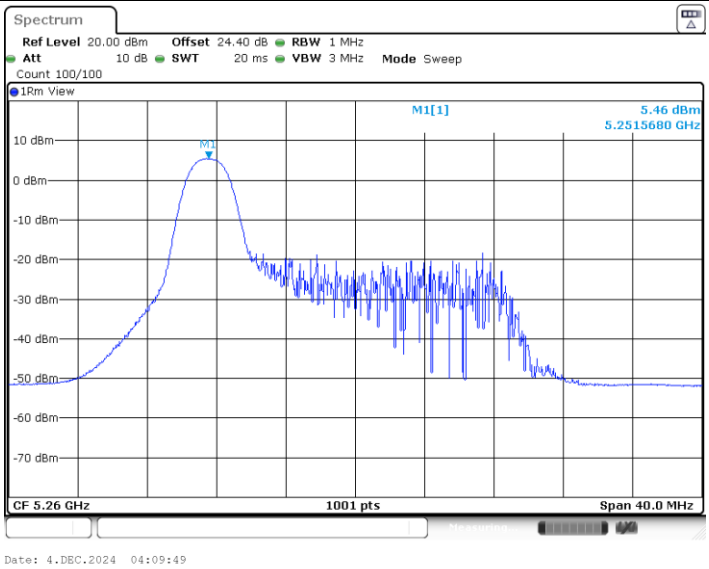

11AX20MIMO_Ant5_5260_52Tone_RU37

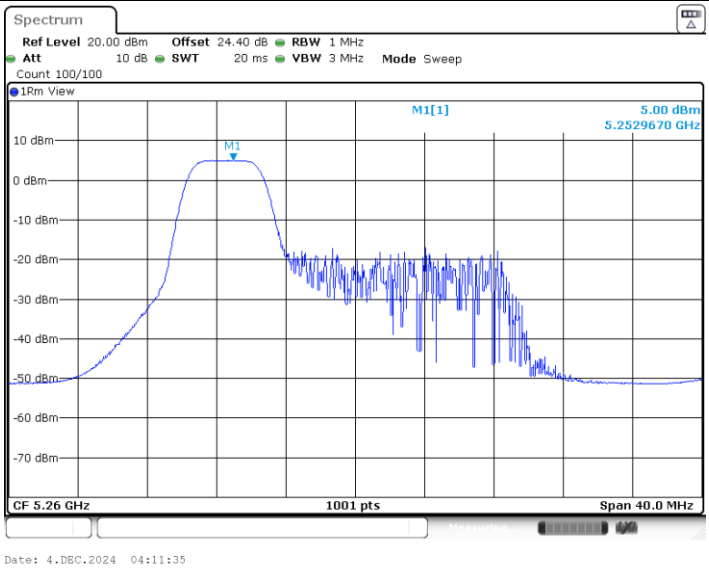

11AX20MIMO_Ant5_5260_106Tone_RU53

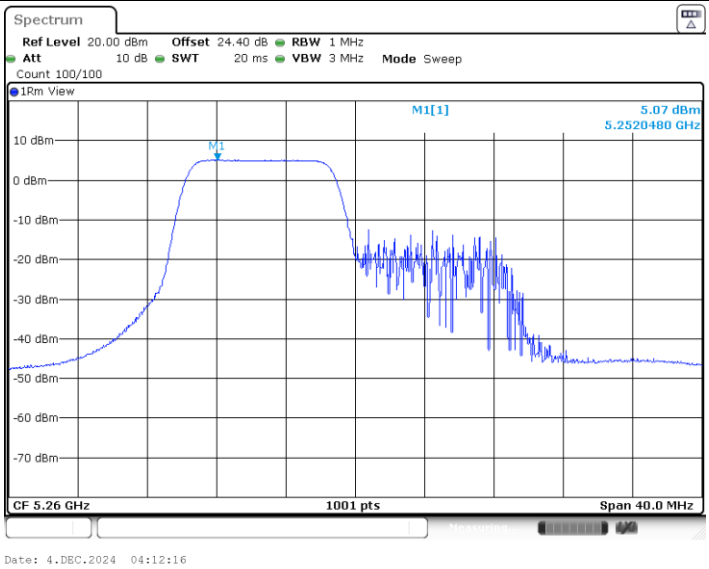

11AX20MIMO_Ant8_5300_26Tone_RU0

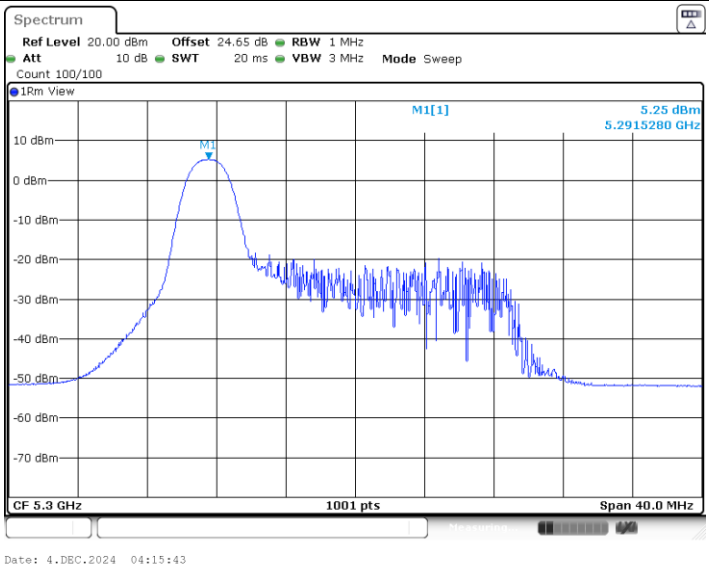

11AX20MIMO_Ant8_5300_52Tone_RU37

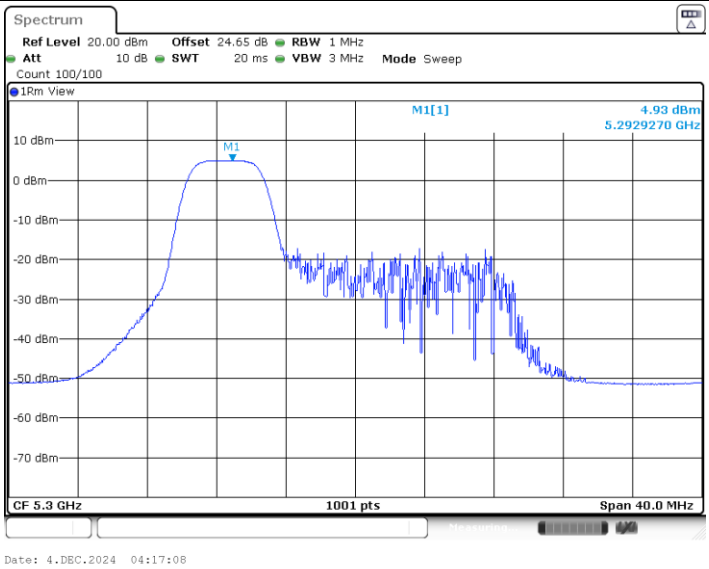

11AX20MIMO_Ant8_5300_106Tone_RU53

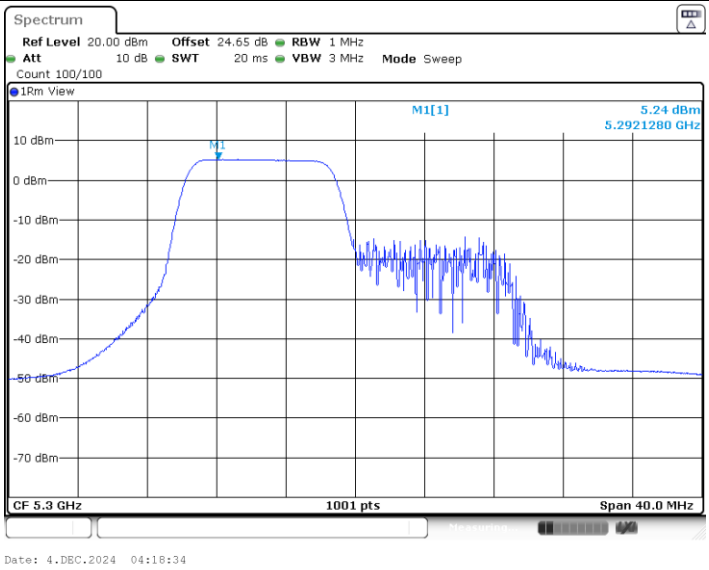

11AX20MIMO_Ant5_5300_26Tone_RU0

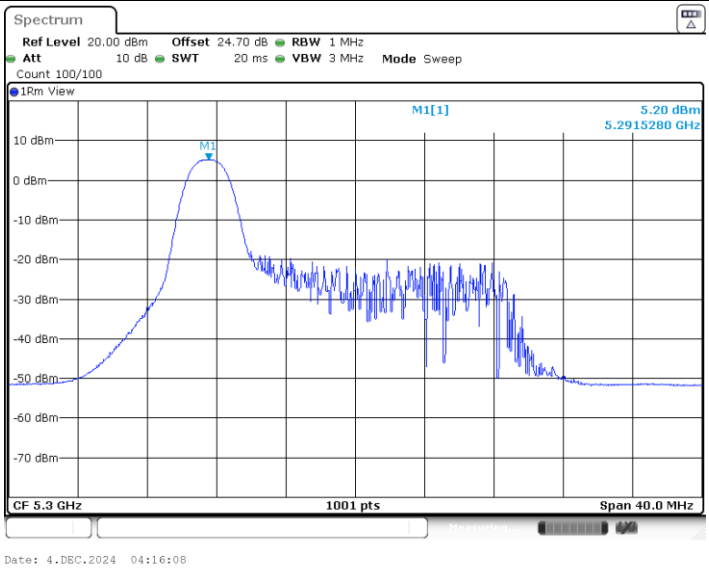

11AX20MIMO_Ant5_5300_52Tone_RU37

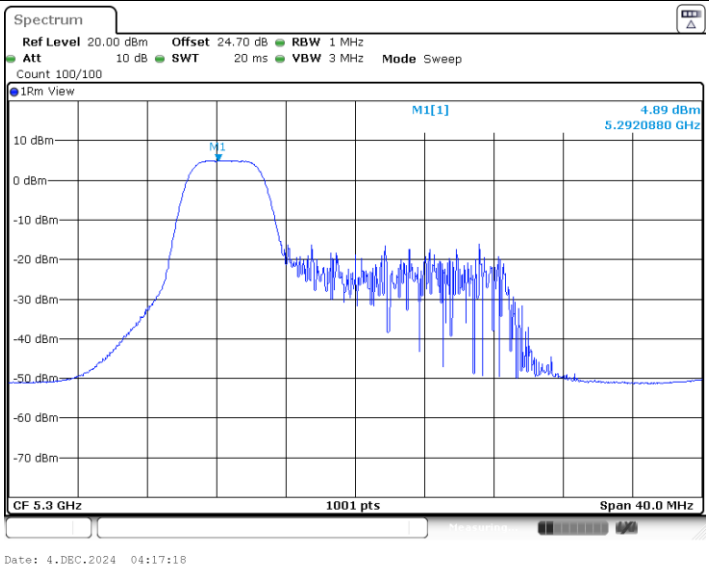

11AX20MIMO_Ant5_5300_106Tone_RU53

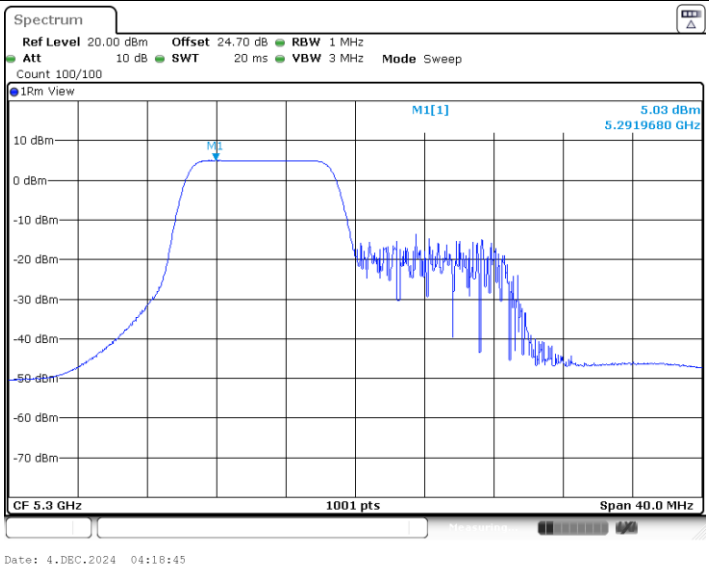

11AX20MIMO_Ant8_5320_26Tone_RU8

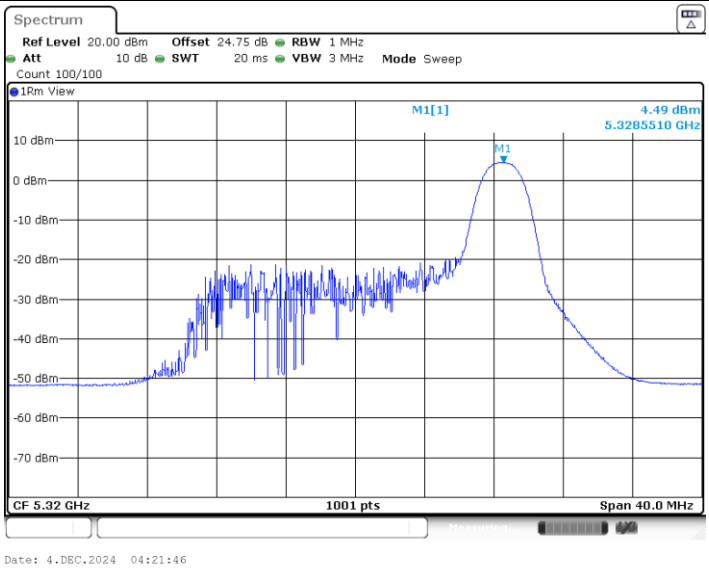

11AX20MIMO_Ant8_5320_52Tone_RU40

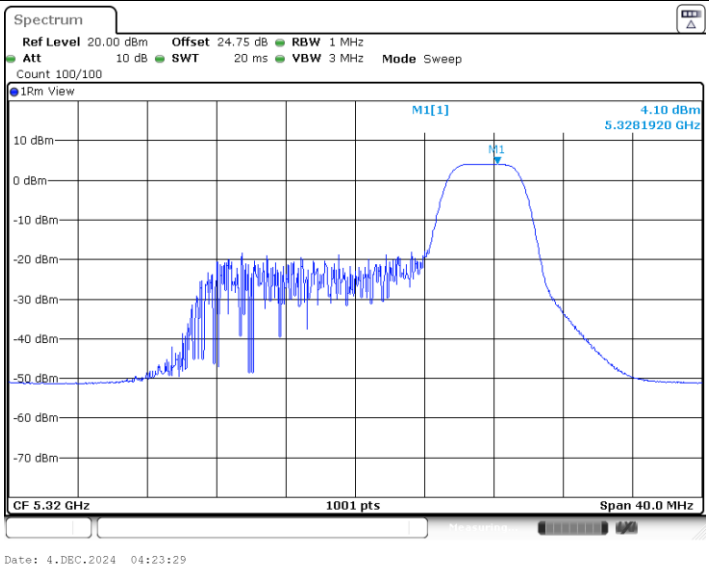

11AX20MIMO_Ant8_5320_106Tone_RU54

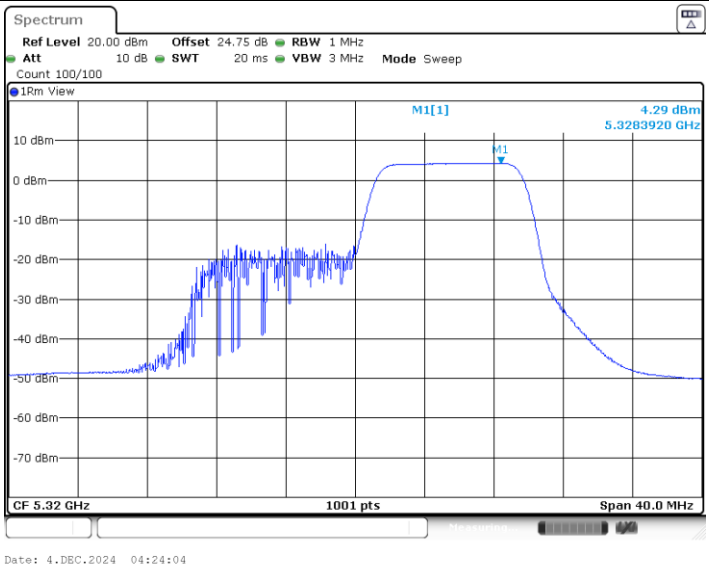

11AX20MIMO_Ant5_5320_26Tone_RU8

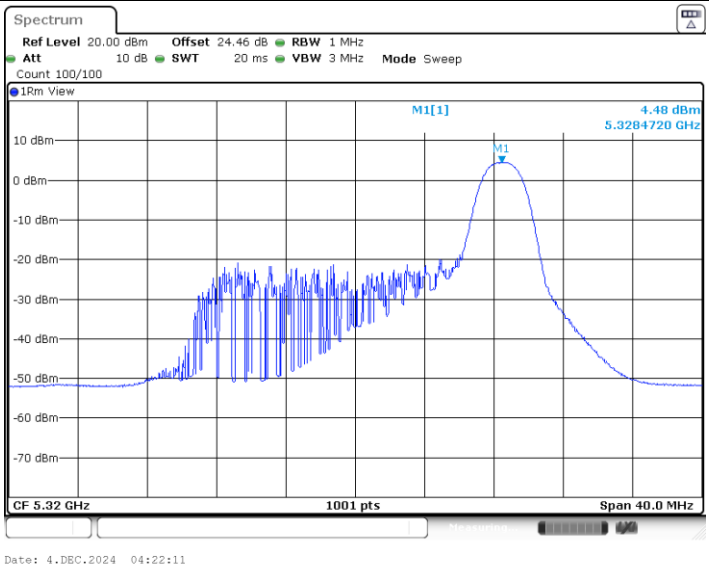

11AX20MIMO_Ant5_5320_52Tone_RU40

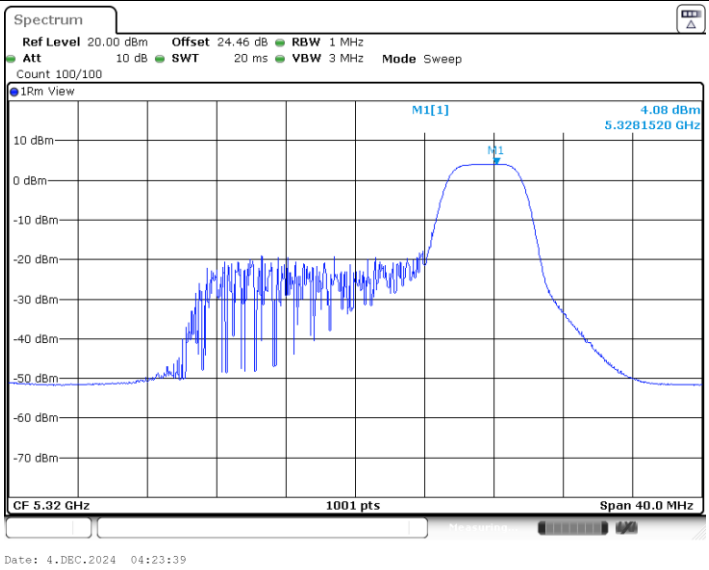

11AX20MIMO_Ant5_5320_106Tone_RU54

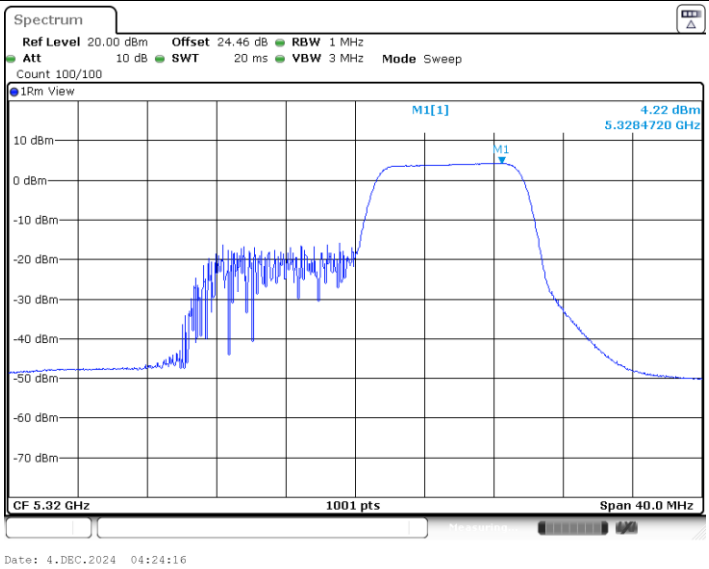

11AX20MIMO_Ant8_5500_26Tone_RU0

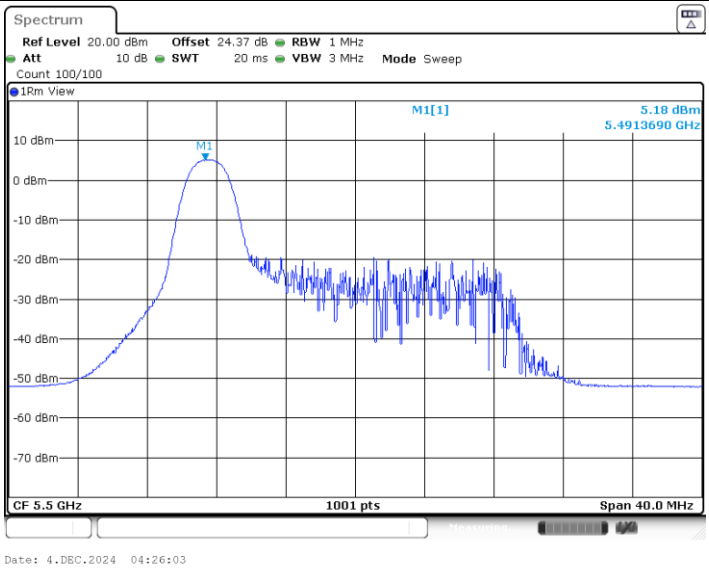

11AX20MIMO_Ant8_5500_52Tone_RU37

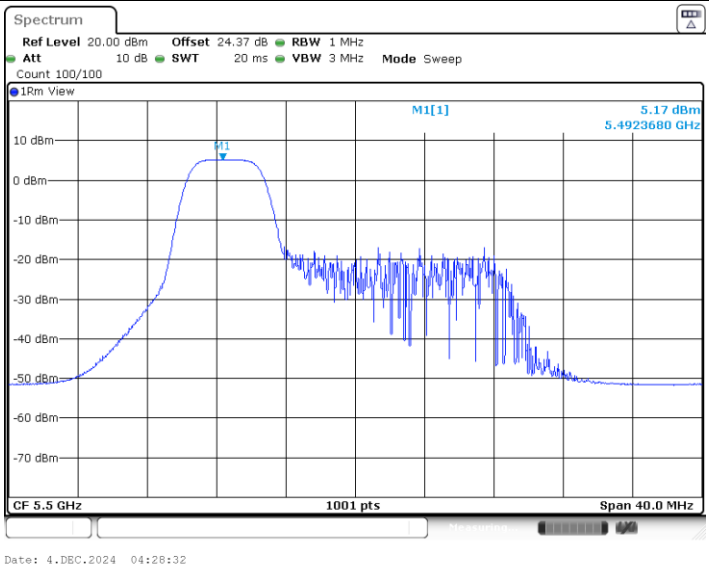

11AX20MIMO_Ant8_5500_106Tone_RU53

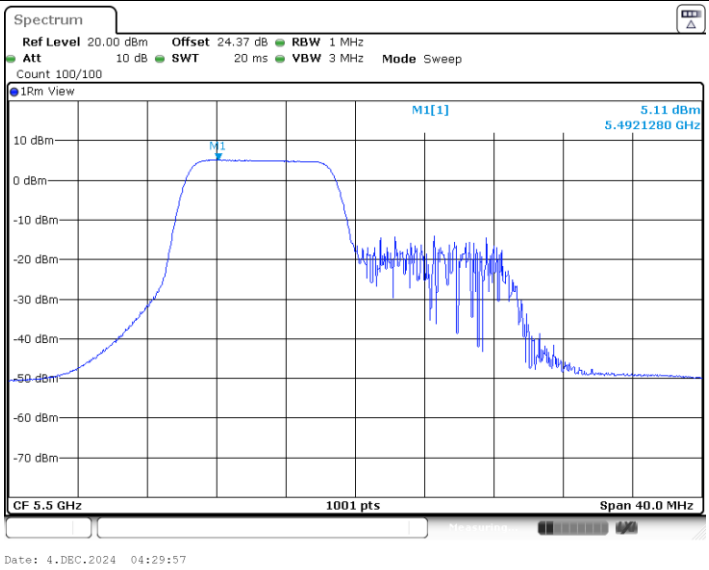

11AX20MIMO_Ant5_5500_26Tone_RU0

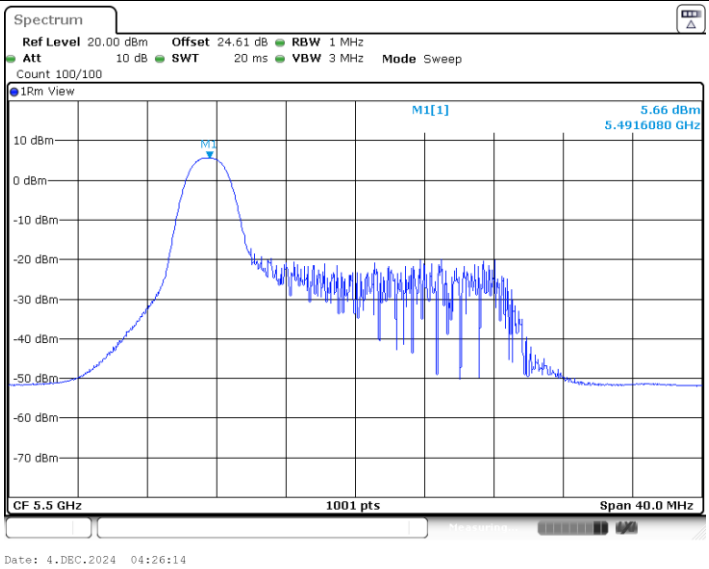

11AX20MIMO_Ant5_5500_52Tone_RU37

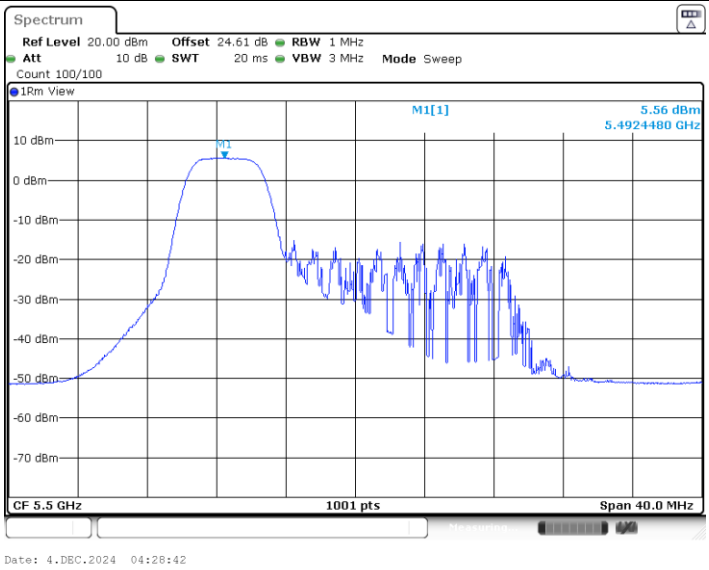

11AX20MIMO_Ant5_5500_106Tone_RU53

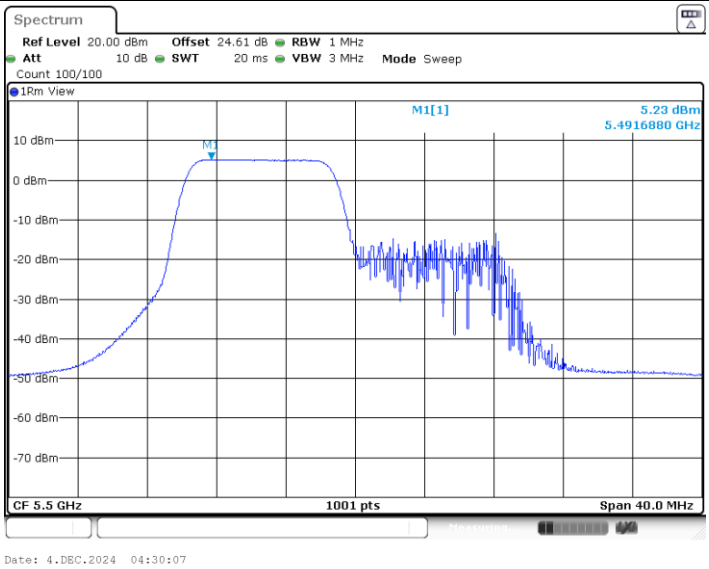

11AX20MIMO_Ant8_5580_26Tone_RU0

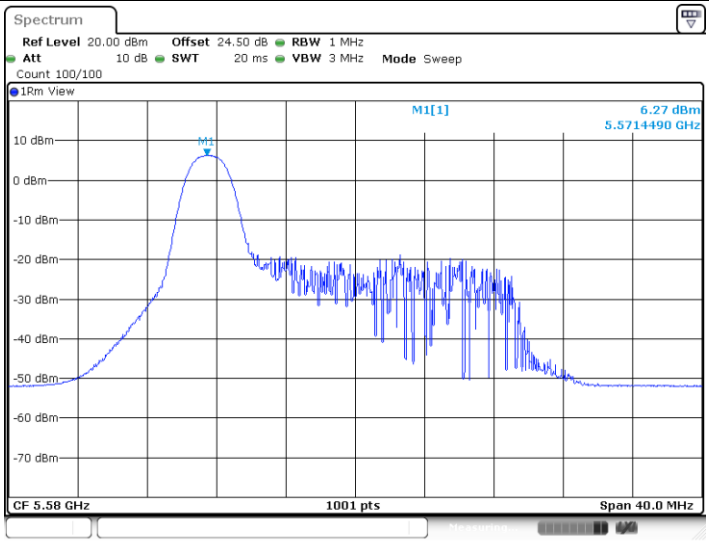

Date: 16.NOV.2024 02:57:23

11AX20MIMO_Ant8_5580_52Tone_RU37

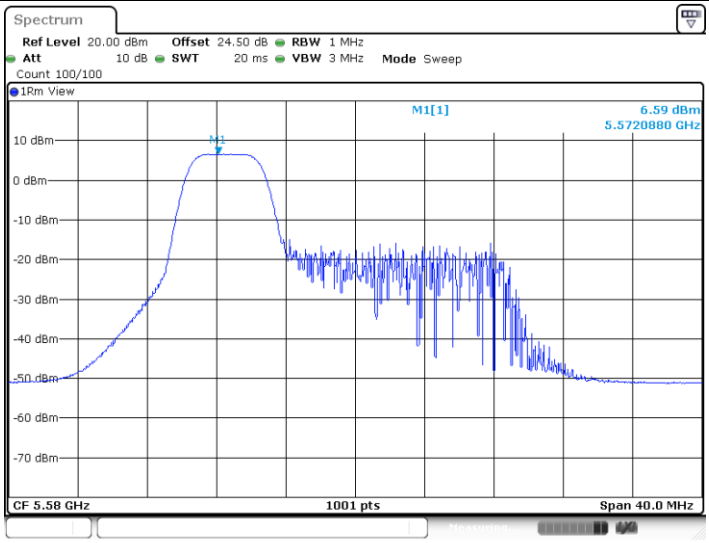

Date: 16.NOV.2024 03:00:18

11AX20MIMO_Ant8_5580_106Tone_RU53

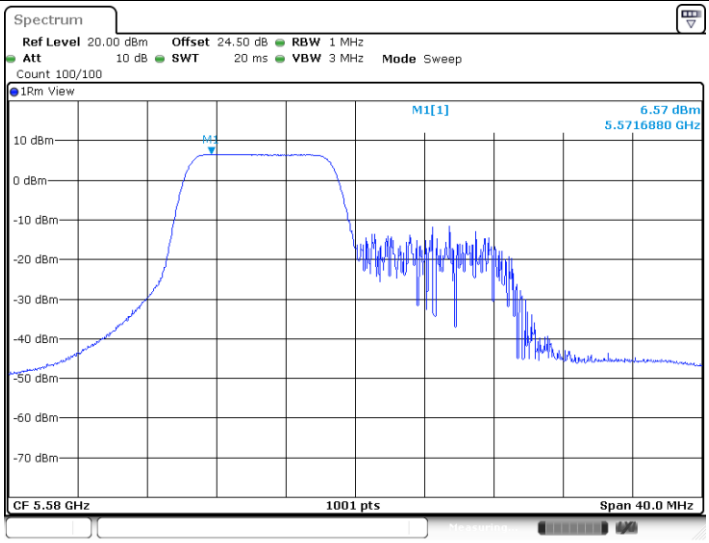

Date: 16.NOV.2024 03:02:02

11AX20MIMO_Ant5_5580_26Tone_RU0

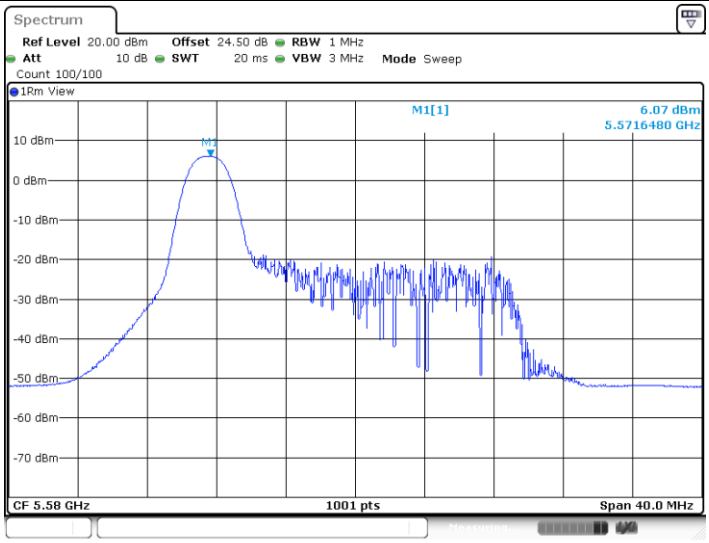

Date: 16.NOV.2024 02:57:33

11AX20MIMO_Ant5_5580_52Tone_RU37

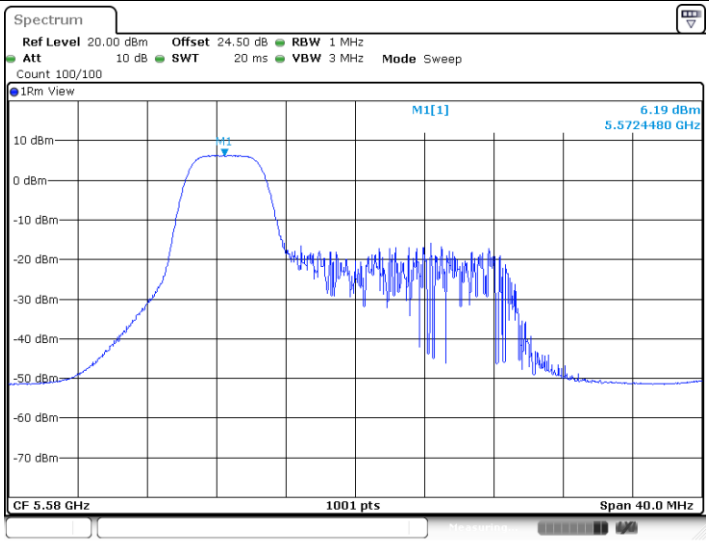

Date: 16.NOV.2024 03:00:28

11AX20MIMO_Ant5_5580_106Tone_RU53

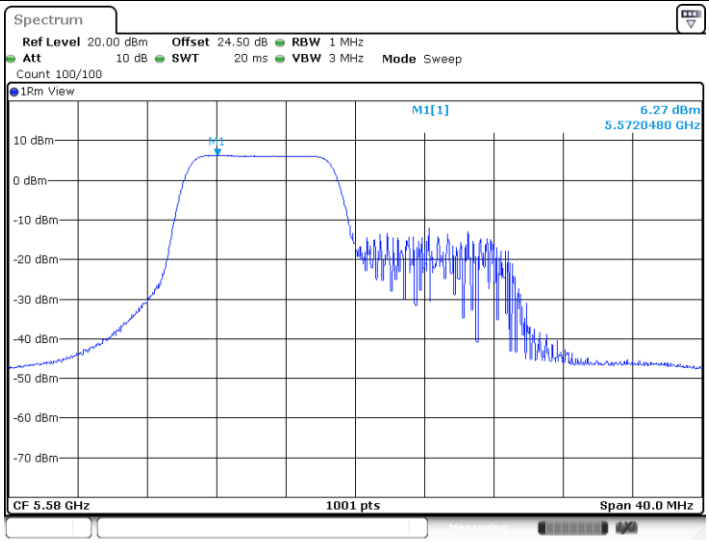

Date: 16.NOV.2024 03:02:12

11AX20MIMO_Ant8_5700_26Tone_RU8

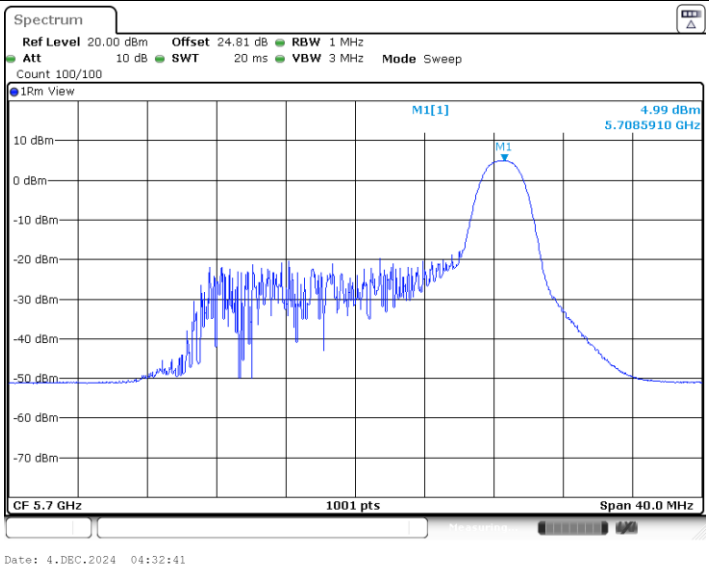

11AX20MIMO_Ant8_5700_52Tone_RU40

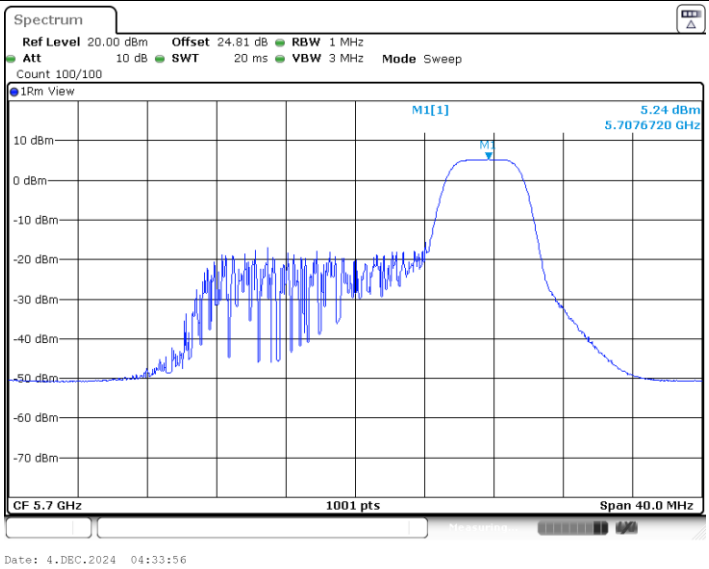

11AX20MIMO_Ant8_5700_106Tone_RU54

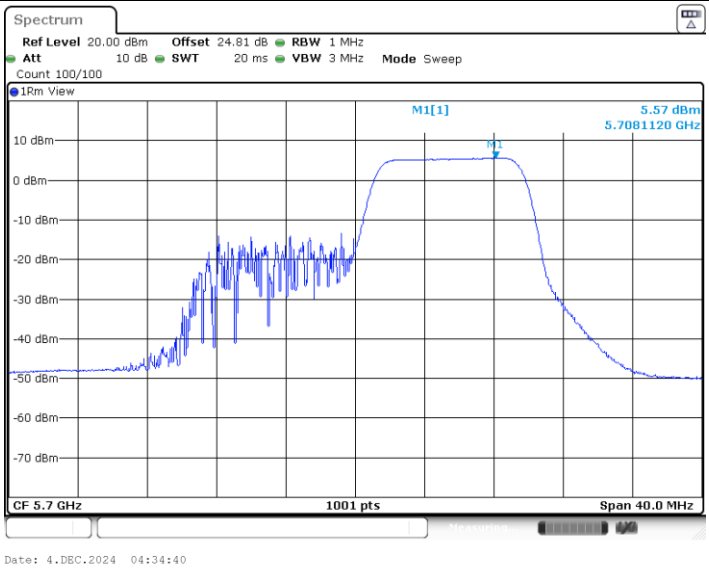

11AX20MIMO_Ant5_5700_26Tone_RU8

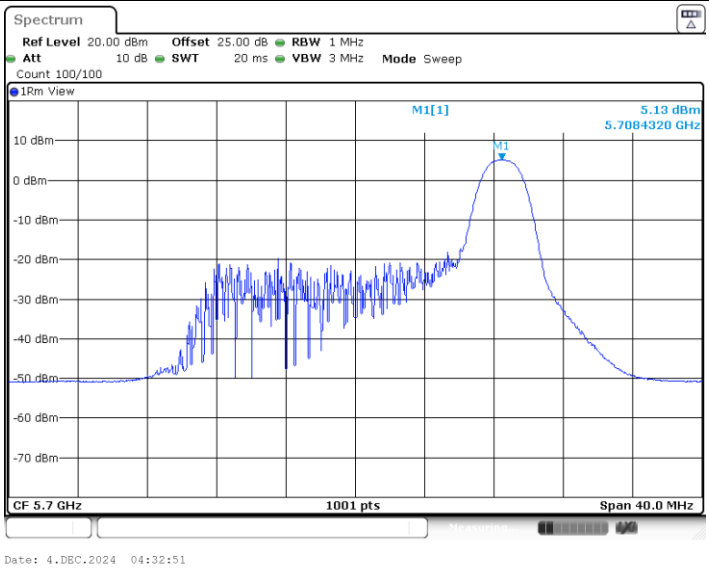

11AX20MIMO_Ant5_5700_52Tone_RU40

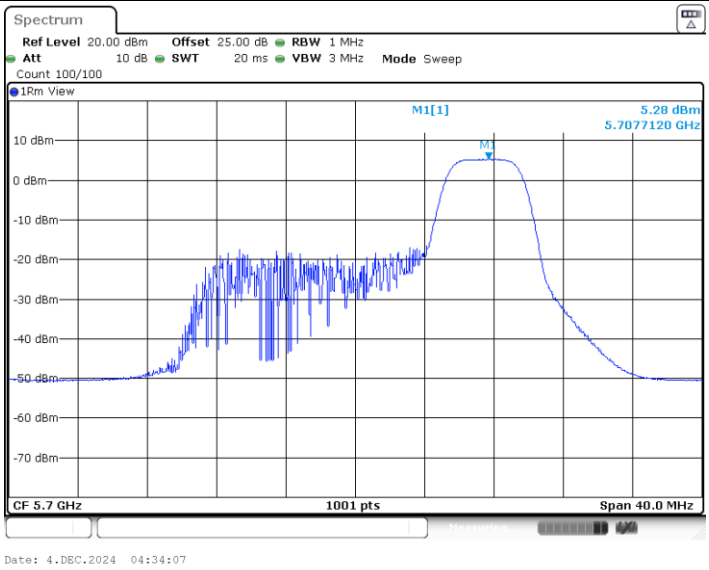

11AX20MIMO_Ant5_5700_106Tone_RU54

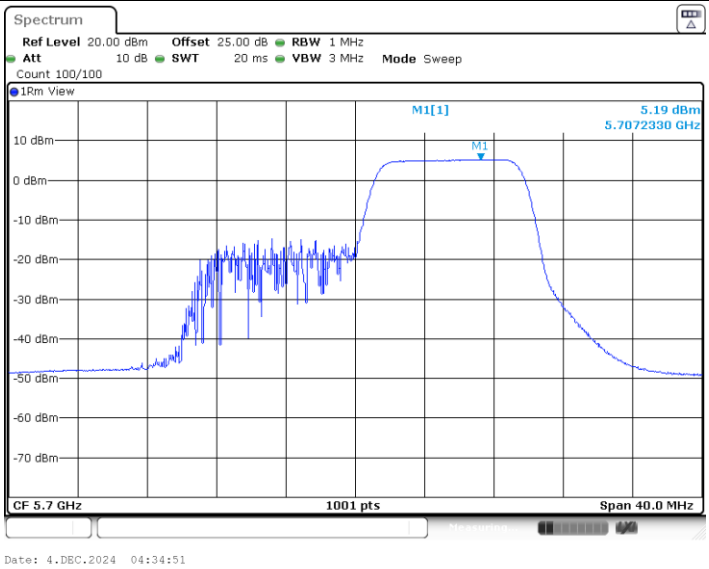

11AX20MIMO_Ant8_5720_26Tone_RU8

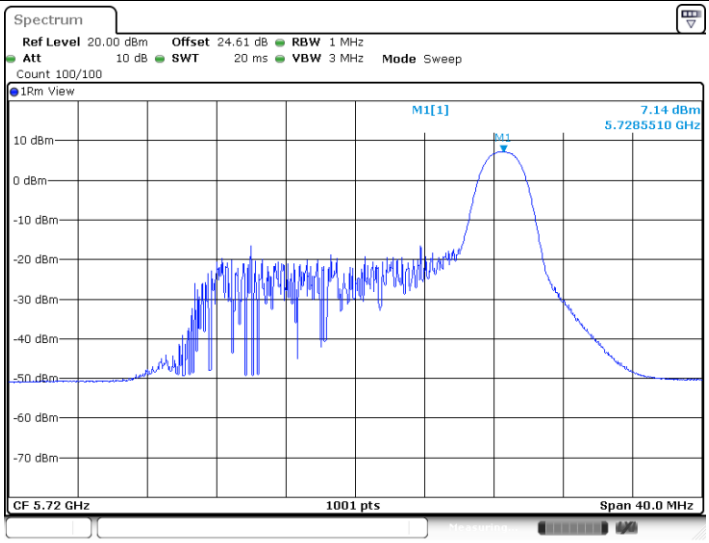

Date: 16.NOV.2024 03:09:59

11AX20MIMO_Ant8_5720_52Tone_RU40

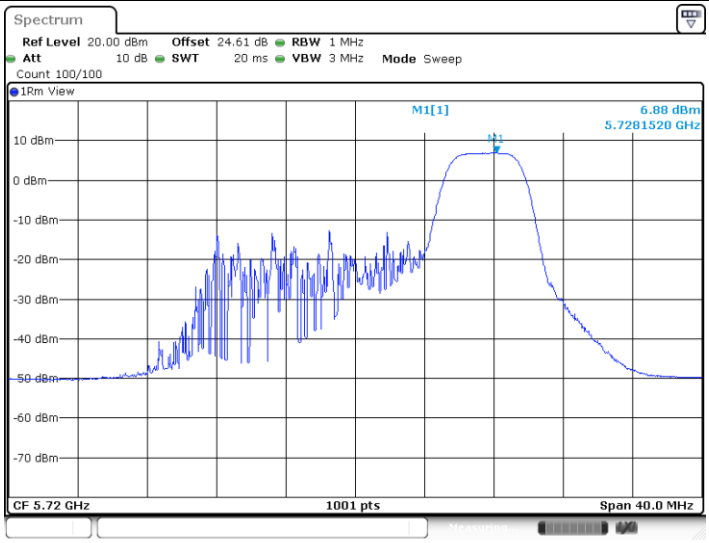

Date: 16.NOV.2024 03:10:38

11AX20MIMO_Ant8_5720_106Tone_RU54

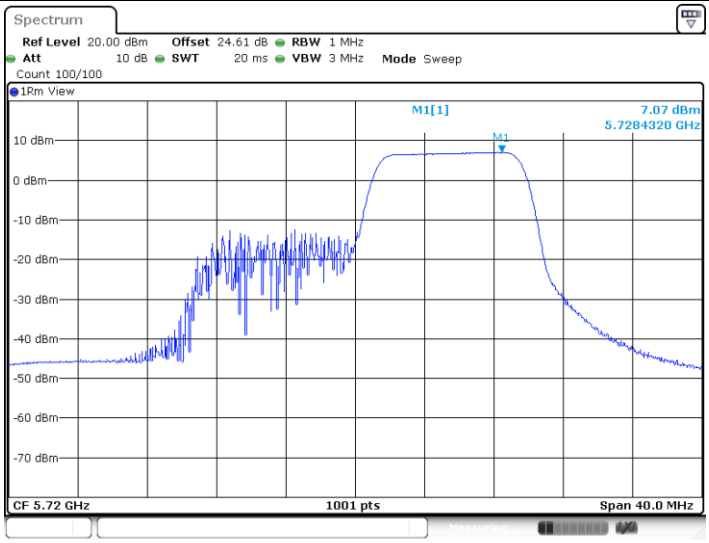

Date: 16.NOV.2024 03:12:13

11AX20MIMO_Ant5_5720_26Tone_RU8

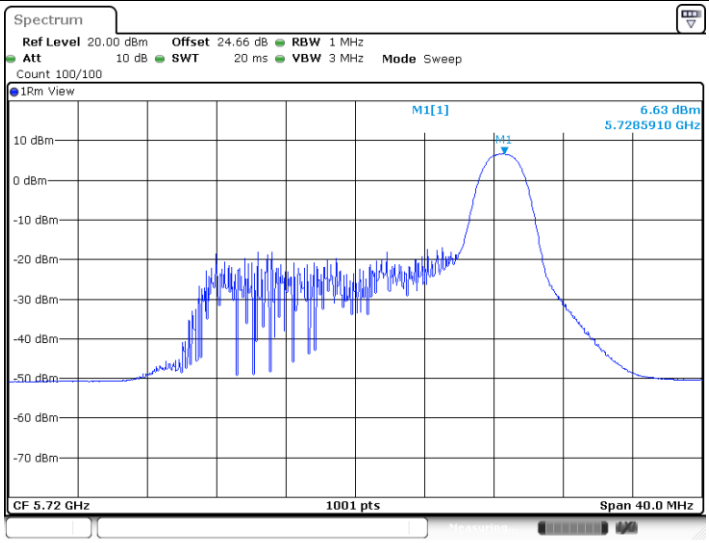

Date: 16.NOV.2024 03:10:09

11AX20MIMO_Ant5_5720_52Tone_RU40

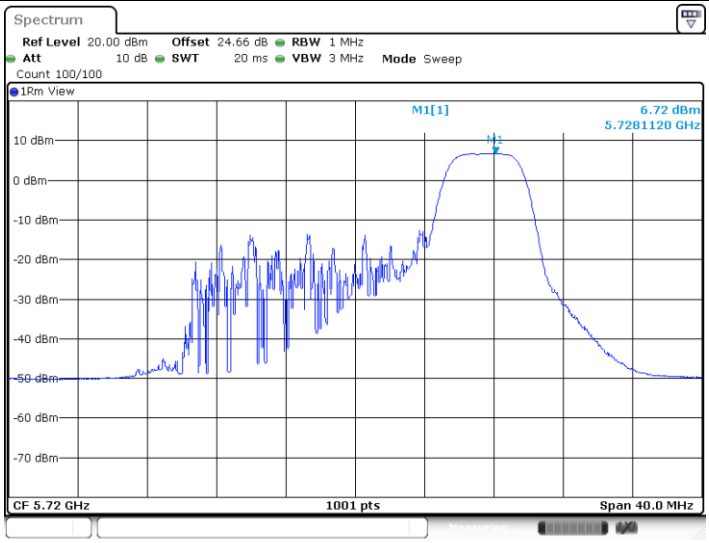

Date: 16.NOV.2024 03:10:48

11AX20MIMO_Ant5_5720_106Tone_RU54

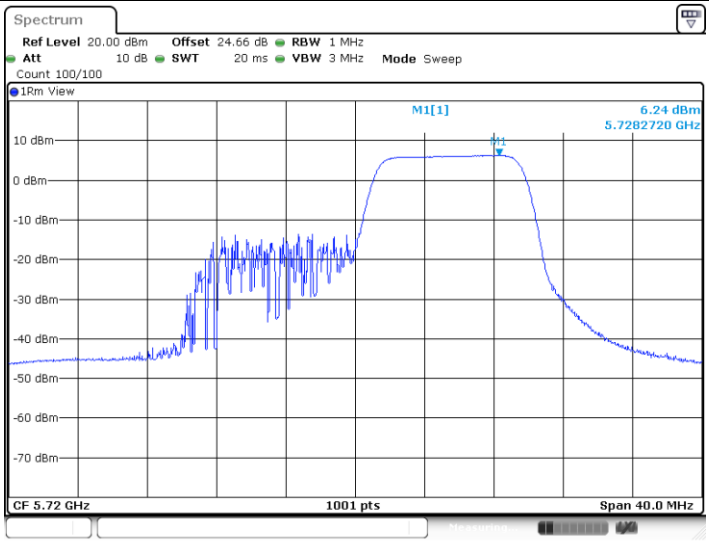

Date: 16.NOV.2024 03:12:23

11AX20MIMO_Ant8_5745_26Tone_RU0

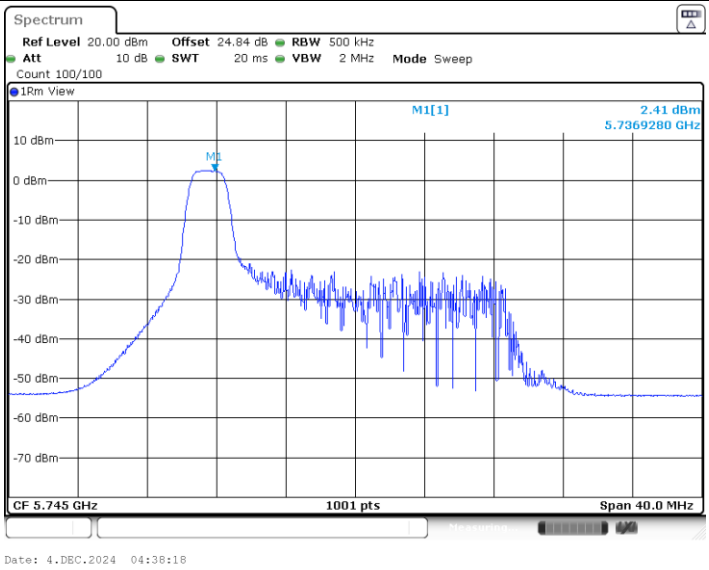

11AX20MIMO_Ant8_5745_52Tone_RU37

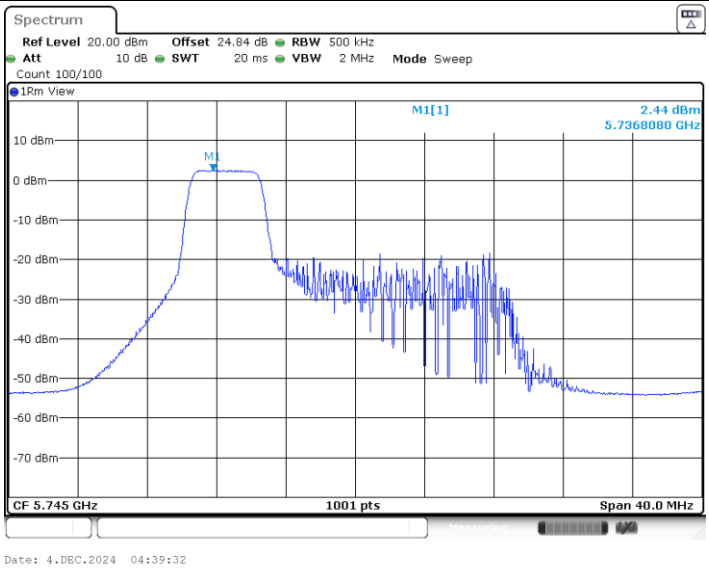

11AX20MIMO_Ant8_5745_106Tone_RU53

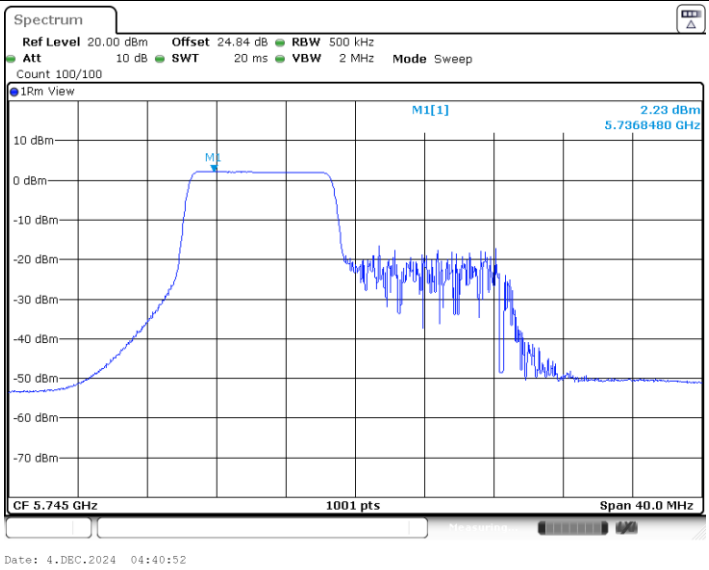

11AX20MIMO_Ant5_5745_26Tone_RU0

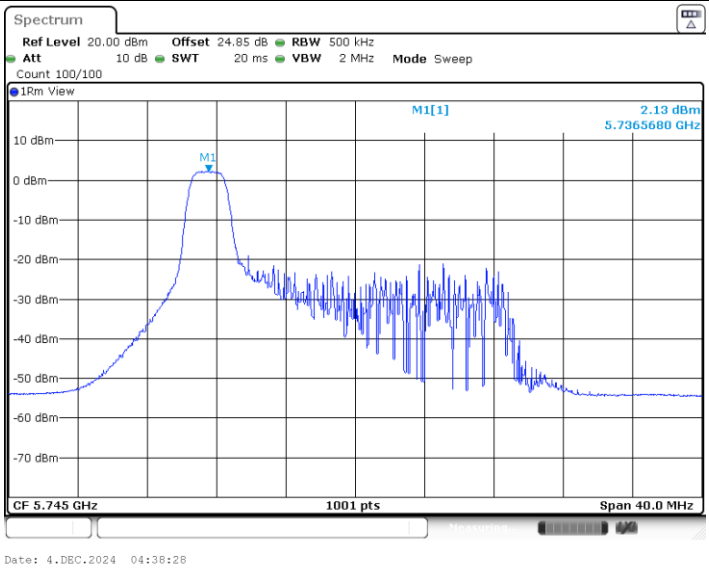

11AX20MIMO_Ant5_5745_52Tone_RU37

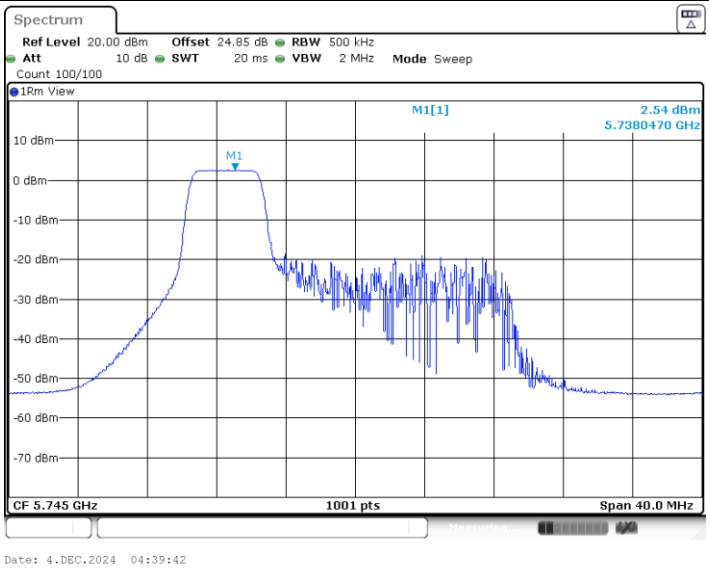

11AX20MIMO_Ant5_5745_106Tone_RU53

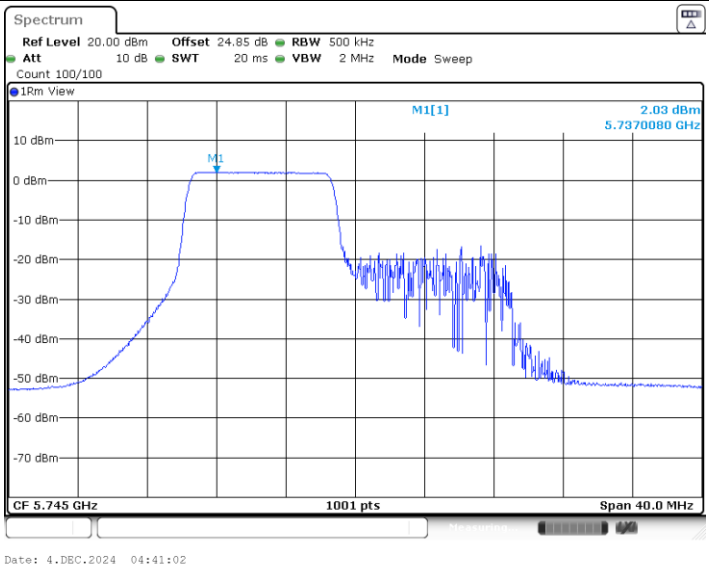

11AX20MIMO_Ant8_5785_26Tone_RU0

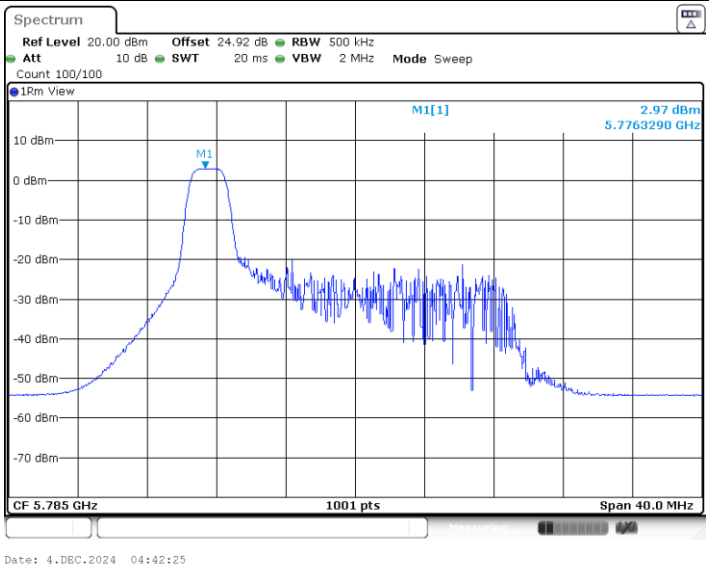

11AX20MIMO_Ant8_5785_52Tone_RU37

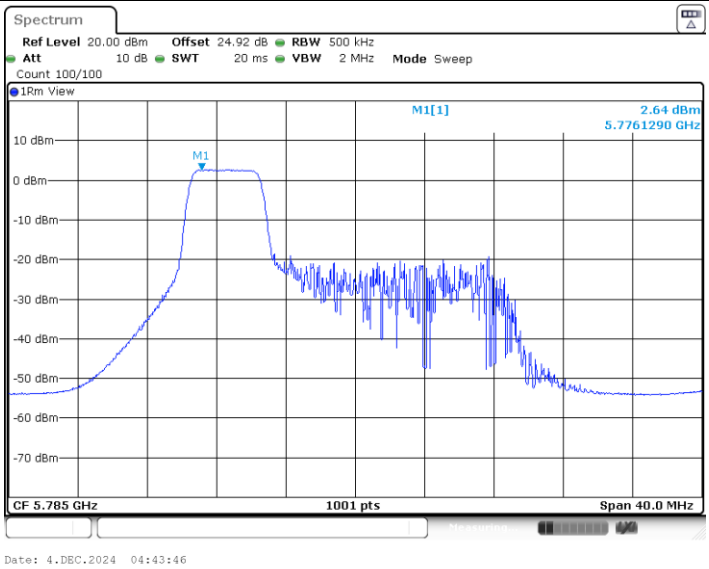

11AX20MIMO_Ant8_5785_106Tone_RU53

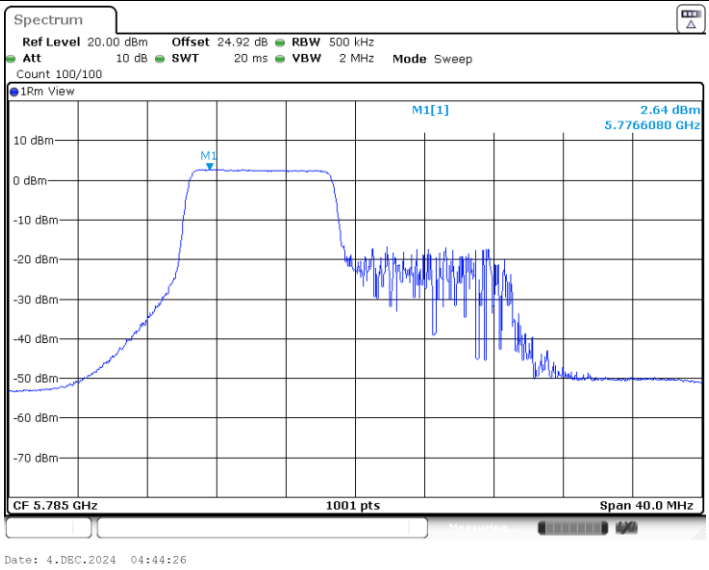

11AX20MIMO_Ant5_5785_26Tone_RU0

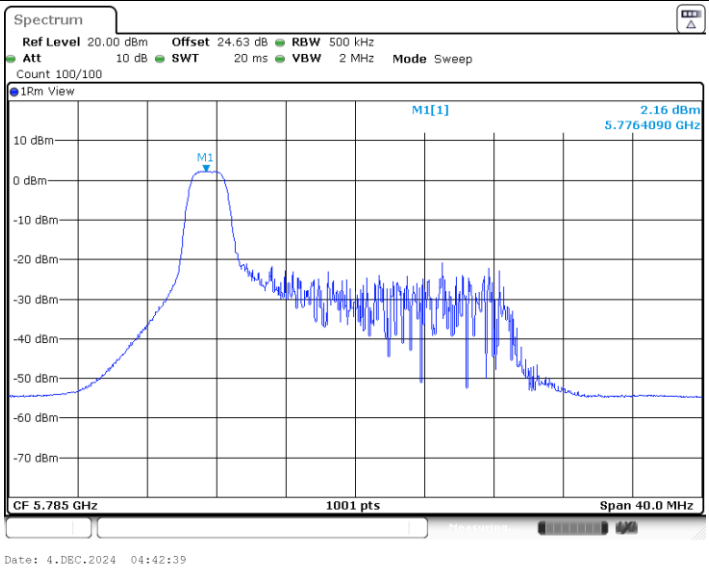

11AX20MIMO_Ant5_5785_52Tone_RU37

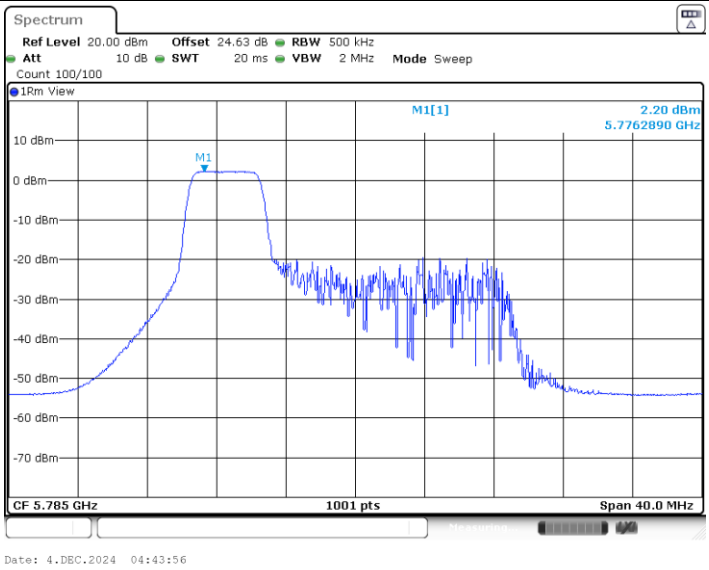

11AX20MIMO_Ant5_5785_106Tone_RU53

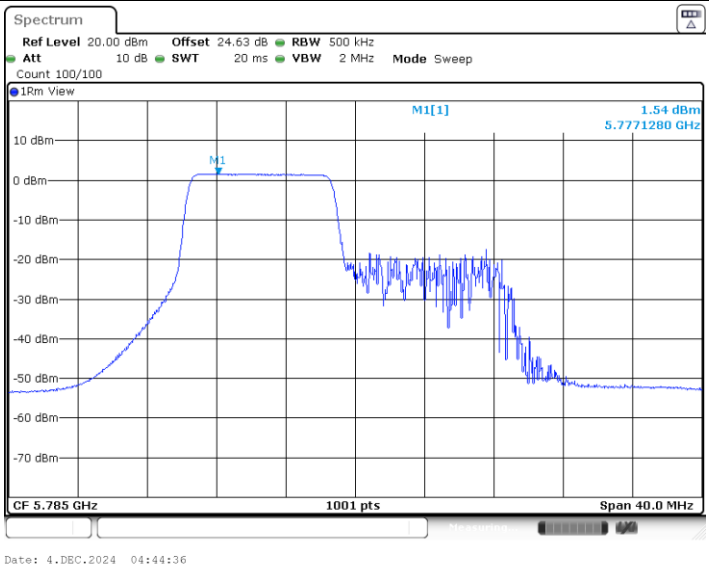

11AX20MIMO_Ant8_5825_26Tone_RU8

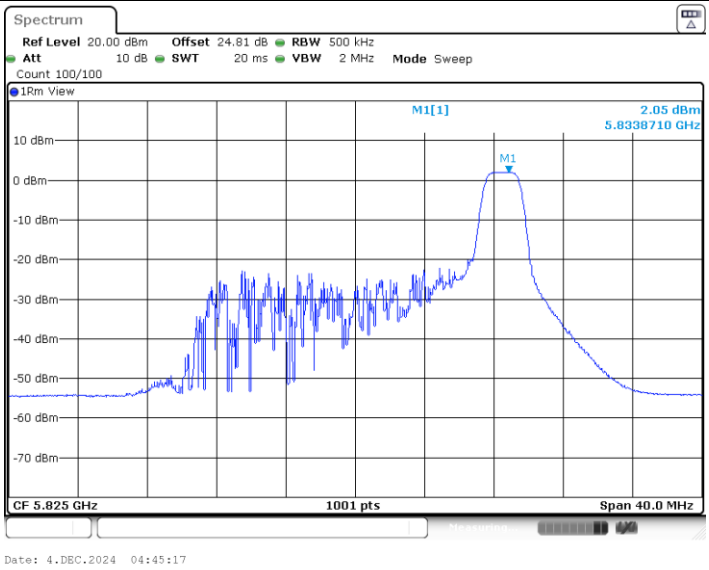

11AX20MIMO_Ant8_5825_52Tone_RU40

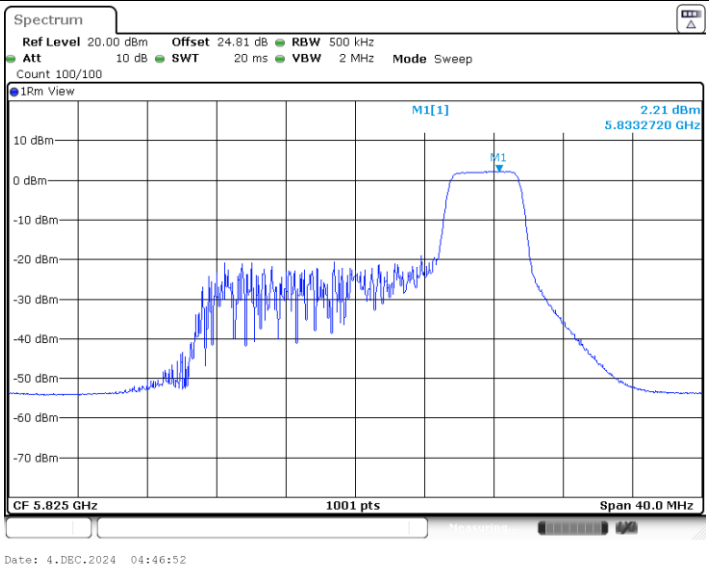

11AX20MIMO_Ant8_5825_106Tone_RU54

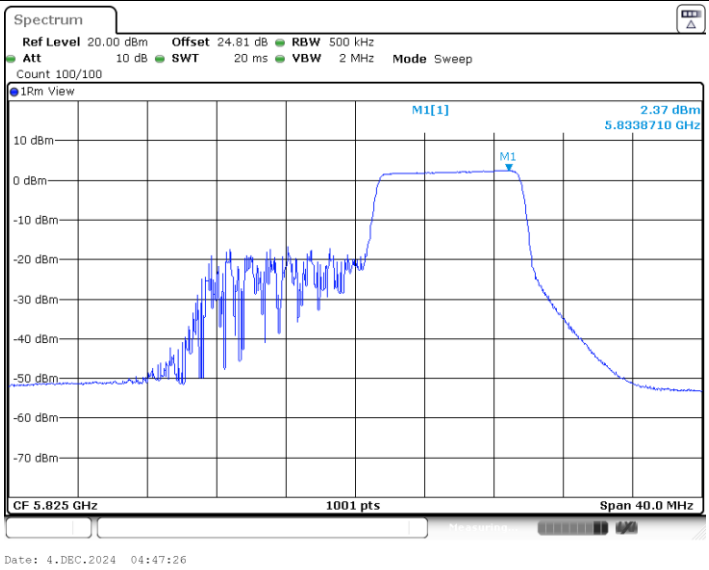

11AX20MIMO_Ant5_5825_26Tone_RU8

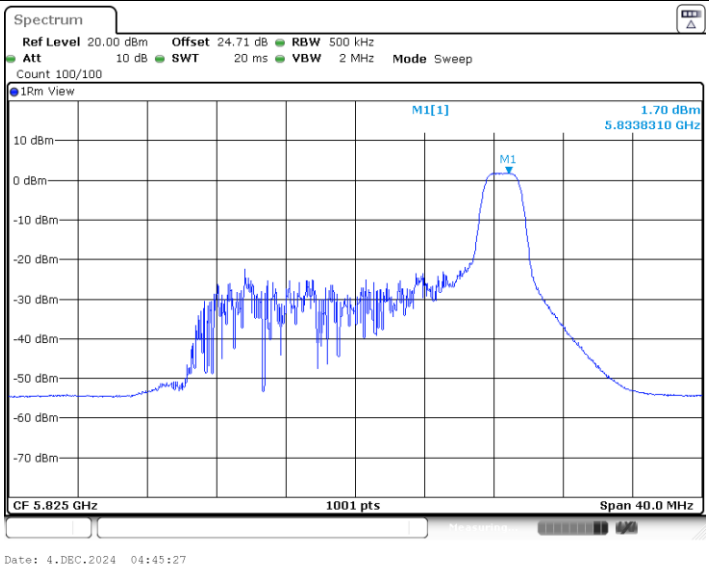

11AX20MIMO_Ant5_5825_52Tone_RU40

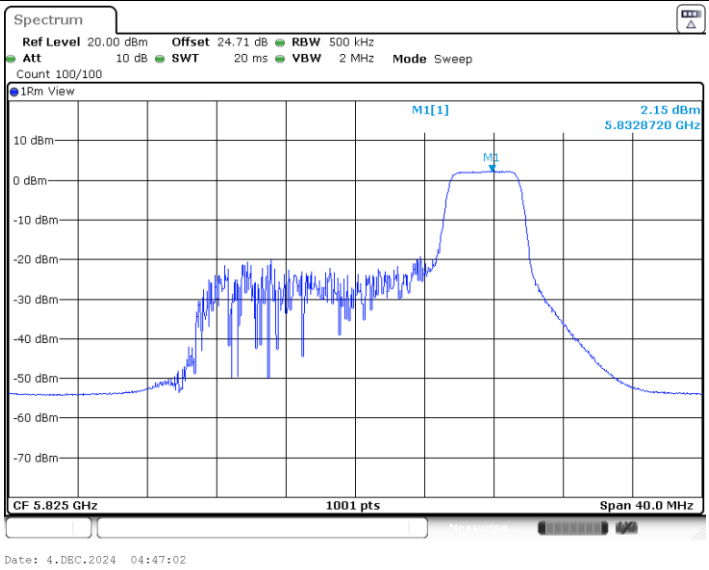

11AX20MIMO_Ant5_5825_106Tone_RU54

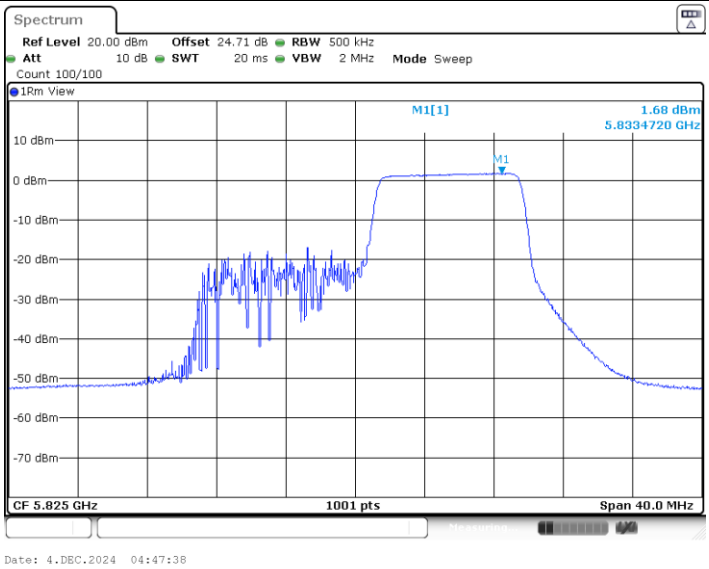

Appendix B. AC Conducted Emission Test Results

Test Engineer :	Amos Zhang	**Temperature :**	25.3~26.2℃
		Relative Humidity :	38~40%
Test Voltage :	120Vac / 60Hz	**Phase :**	Line
Remark :	All emissions not reported here are more than 10 dB below the prescribed limit.		

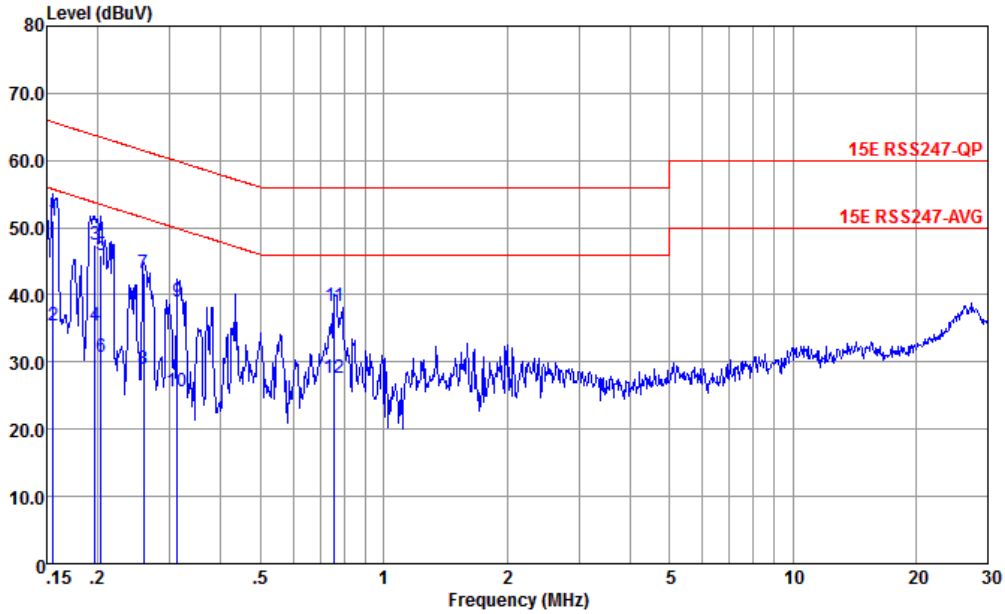

Site : CO01-KS
Condition : 15E RSS247-QP LISN-060105-L 2024 LINE

		Freq	Level	Over Limit	Limit Line	Read Level	LISN Factor	Cable Loss	Remark
		MHz	dBuV	dB	dBuV	dBuV	dB	dB	
1	*	0.156	50.93	-14.76	65.69	40.39	0.12	10.42	QP
2		0.156	35.43	-20.26	55.69	24.89	0.12	10.42	Average
3		0.197	47.49	-16.27	63.76	37.00	0.08	10.41	QP
4		0.197	35.39	-18.37	53.76	24.90	0.08	10.41	Average
5		0.204	45.89	-17.56	63.45	35.40	0.08	10.41	QP
6		0.204	30.79	-22.66	53.45	20.30	0.08	10.41	Average
7		0.259	43.25	-18.22	61.47	32.80	0.09	10.36	QP
8		0.259	29.05	-22.42	51.47	18.60	0.09	10.36	Average
9		0.313	39.00	-20.88	59.88	28.60	0.07	10.33	QP
10		0.313	25.70	-24.18	49.88	15.30	0.07	10.33	Average
11		0.759	38.27	-17.73	56.00	28.31	-0.16	10.12	QP
12		0.759	27.57	-18.43	46.00	17.61	-0.16	10.12	Average

Test Engineer :	Amos Zhang	**Temperature :**	25.3~26.2℃
		Relative Humidity :	38~40%
Test Voltage :	120Vac / 60Hz	**Phase :**	Neutral
Remark :	All emissions not reported here are more than 10 dB below the prescribed limit.		

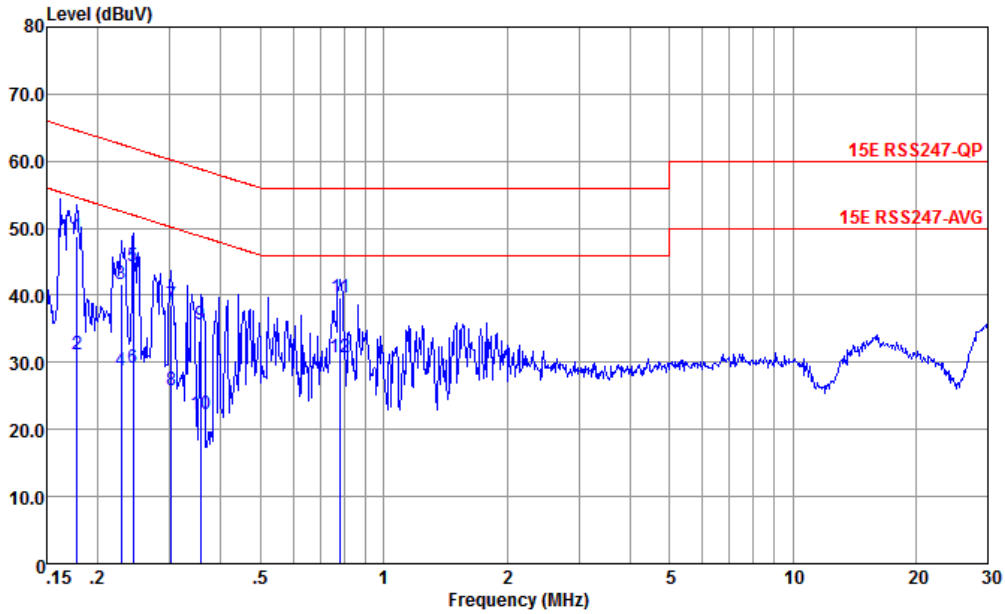

Site : CO01-KS
Condition : 15E RSS247-QP LISN-060105-N 2024 NEUTRAL

	Freq	Level	Over Limit	Limit Line	Read Level	LISN Factor	Cable Loss	Remark
	MHz	dBuV	dB	dBuV	dBuV	dB	dB	
1	0.178	48.84	-15.75	64.59	38.30	0.13	10.41	QP
2	0.178	31.14	-23.45	54.59	20.60	0.13	10.41	Average
3	0.228	41.74	-20.78	62.52	31.30	0.05	10.39	QP
4	0.228	28.74	-23.78	52.52	18.30	0.05	10.39	Average
5	0.244	44.28	-17.67	61.95	33.91	0.00	10.37	QP
6	0.244	29.28	-22.67	51.95	18.91	0.00	10.37	Average
7	0.302	38.51	-21.68	60.19	28.30	-0.12	10.33	QP
8	0.302	25.81	-24.38	50.19	15.60	-0.12	10.33	Average
9	0.356	35.67	-23.16	58.83	25.50	-0.13	10.30	QP
10	0.356	22.37	-26.46	48.83	12.20	-0.13	10.30	Average
11	0.783	39.65	-16.35	56.00	29.71	-0.17	10.11	QP
12 *	0.783	30.75	-15.25	46.00	20.81	-0.17	10.11	Average

Note:

1. Level(dBμV) = Read Level(dBμV) + LISN Factor(dB) + Cable Loss(dB)
2. Over Limit(dB) = Level(dBμV) – Limit Line(dBμV)

Appendix C. Radiated Spurious Emission Test Data

Test Engineer :	Jerry Xu	Relative Humidity :	51~53%
		Temperature :	22~23℃

Radiated Spurious Emission Test Modes

Mode	Band	Band (GHz)	Antenna	Modulation	Channel	Frequency	Data Rate	RU	Remark
Mode 1	U-NII-1	5.15-5.25	CDD 8+5	802.11a	36	5180	6Mbps	-	-
Mode 2	U-NII-1	5.15-5.25	CDD 8+5	802.11a	44	5220	6Mbps	-	-
Mode 3	U-NII-1	5.15-5.25	CDD 8+5	802.11a	48	5240	6Mbps	-	-
Mode 4	U-NII-1	5.15-5.25	CDD 8+5	802.11ax HE20	36	5180	MCS0	Full	-
Mode 5	U-NII-1	5.15-5.25	CDD 8+5	802.11ax HE20	44	5220	MCS0	Full	-
Mode 6	U-NII-1	5.15-5.25	CDD 8+5	802.11ax HE20	48	5240	MCS0	Full	-
Mode 7	U-NII-1	5.15-5.25	CDD 8+5	802.11ax HE40	38	5190	MCS0	Full	-
Mode 8	U-NII-1	5.15-5.25	CDD 8+5	802.11ax HE40	46	5230	MCS0	Full	-
Mode 9	U-NII-1	5.15-5.25	CDD 8+5	802.11ax HE80	42	5210	MCS0	Full	-
Mode 10	U-NII-1	5.15-5.25	CDD 8+5	802.11ax HE20	36	5180	MCS0	RU26/0	-
Mode 11	U-NII-1	5.15-5.25	CDD 8+5	802.11ax HE20	36	5180	MCS0	RU52/37	-
Mode 12	U-NII-1	5.15-5.25	CDD 8+5	802.11ax HE20	36	5180	MCS0	RU106/53	-
Mode 13	U-NII-2A	5.25-5.35	CDD 8+5	802.11a	52	5260	6Mbps	-	-
Mode 14	U-NII-2A	5.25-5.35	CDD 8+5	802.11a	60	5300	6Mbps	-	-
Mode 15	U-NII-2A	5.25-5.35	CDD 8+5	802.11a	64	5320	6Mbps	-	-
Mode 16	U-NII-2A	5.25-5.35	CDD 8+5	802.11ax HE20	52	5260	MCS0	Full	-
Mode 17	U-NII-2A	5.25-5.35	CDD 8+5	802.11ax HE20	60	5300	MCS0	Full	-
Mode 18	U-NII-2A	5.25-5.35	CDD 8+5	802.11ax HE20	64	5320	MCS0	Full	-
Mode 19	U-NII-2A	5.25-5.35	CDD 8+5	802.11ax HE40	54	5270	MCS0	Full	-
Mode 20	U-NII-2A	5.25-5.35	CDD 8+5	802.11ax HE40	62	5310	MCS0	Full	-
Mode 21	U-NII-2A	5.25-5.35	CDD 8+5	802.11ax HE80	58	5290	MCS0	Full	-
Mode 22	U-NII-2A	5.15-5.35	CDD 8+5	802.11ax HE160	50	5250	MCS0	Full	-
Mode 23	U-NII-2A	5.25-5.35	CDD 8+5	802.11ax HE20	64	5320	MCS0	RU26/8	-
Mode 24	U-NII-2A	5.25-5.35	CDD 8+5	802.11ax HE20	64	5320	MCS0	RU52/40	-
Mode 25	U-NII-2A	5.25-5.35	CDD 8+5	802.11ax HE20	64	5320	MCS0	RU106/54	-
Mode 26	U-NII-2C	5.47-5.725	CDD 8+5	802.11a	100	5500	6Mbps	-	-
Mode 27	U-NII-2C	5.47-5.725	CDD 8+5	802.11a	116	5580	6Mbps	-	-
Mode 28	U-NII-2C	5.47-5.725	CDD 8+5	802.11a	140	5700	6Mbps	-	-
Mode 29	U-NII-2C	5.47-5.725	CDD 8+5	802.11ax HE20	100	5500	MCS0	-	-
Mode 30	U-NII-2C	5.47-5.725	CDD 8+5	802.11ax HE20	116	5580	MCS0	-	-
Mode 31	U-NII-2C	5.47-5.725	CDD 8+5	802.11ax HE20	140	5700	MCS0	-	-
Mode 32	U-NII-2C	5.47-5.725	CDD 8+5	802.11ax HE40	102	5510	MCS0	Full	-
Mode 33	U-NII-2C	5.47-5.725	CDD 8+5	802.11ax HE40	110	5550	MCS0	Full	-
Mode 34	U-NII-2C	5.47-5.725	CDD 8+5	802.11ax HE40	134	5670	MCS0	Full	-
Mode 35	U-NII-2C	5.47-5.725	CDD 8+5	802.11ax HE80	106	5530	MCS0	Full	-
Mode 36	U-NII-2C	5.47-5.725	CDD 8+5	802.11ax HE80	122	5610	MCS0	Full	-
Mode 37	U-NII-2C	5.47-5.725	CDD 8+5	802.11ax HE160	114	5570	MCS0	Full	-
Mode 38	U-NII-2C	5.47-5.725	CDD 8+5	802.11ax HE20	100	5500	MCS0	RU26/0	-
Mode 39	U-NII-2C	5.47-5.725	CDD 8+5	802.11ax HE20	140	5700	MCS0	RU26/8	-

Mode 40	U-NII-2C	5.47-5.725	CDD 8+5	802.11ax HE20	100	5500	MCS0	RU52/37	-
Mode 41	U-NII-2C	5.47-5.725	CDD 8+5	802.11ax HE20	140	5700	MCS0	RU52/40	-
Mode 42	U-NII-2C	5.47-5.725	CDD 8+5	802.11ax HE20	100	5500	MCS0	RU106/53	-
Mode 43	U-NII-2C	5.47-5.725	CDD 8+5	802.11ax HE20	140	5700	MCS0	RU106/54	-
Mode 63	U-NII-1	5.15-5.25	CDD 8+5	802.11n HT40	38	5190	MCS0	-	-
Mode 64	U-NII-1	5.15-5.25	CDD 8+5	802.11n HT40	46	5230	MCS0	-	-
Mode 65	U-NII-2A	5.25-5.35	CDD 8+5	802.11n HT40	54	5270	MCS0	-	-
Mode 66	U-NII-2A	5.25-5.35	CDD 8+5	802.11n HT40	62	5310	MCS0	-	-
Mode 67	U-NII-2C	5.47-5.725	CDD 8+5	802.11n HT40	102	5510	MCS0	-	-
Mode 68	U-NII-2C	5.47-5.725	CDD 8+5	802.11n HT40	110	5550	MCS0	-	-
Mode 69	U-NII-2C	5.47-5.725	CDD 8+5	802.11n HT40	134	5670	MCS0	-	-
Mode 44	U-NII-3	5.725-5.85	CDD 8+5	802.11a	149	5745	6Mbps	-	-
Mode 45	U-NII-3	5.725-5.85	CDD 8+5	802.11a	157	5785	6Mbps	-	-
Mode 46	U-NII-3	5.725-5.85	CDD 8+5	802.11a	165	5825	6Mbps	-	-
Mode 47	U-NII-3	5.725-5.85	CDD 8+5	802.11ax HE20	149	5745	MCS0	Full	-
Mode 48	U-NII-3	5.725-5.85	CDD 8+5	802.11ax HE20	157	5785	MCS0	Full	-
Mode 49	U-NII-3	5.725-5.85	CDD 8+5	802.11ax HE20	165	5825	MCS0	Full	-
Mode 50	U-NII-3	5.725-5.85	CDD 8+5	802.11ax HE40	151	5755	MCS0	Full	-
Mode 51	U-NII-3	5.725-5.85	CDD 8+5	802.11ax HE40	159	5795	MCS0	Full	-
Mode 52	U-NII-3	5.725-5.85	CDD 8+5	802.11ax HE80	155	5775	MCS0	Full	-
Mode 53	U-NII-3	5.725-5.85	CDD 8+5	802.11ax HE20	149	5745	MCS0	RU26/0	-
Mode 54	U-NII-3	5.725-5.85	CDD 8+5	802.11ax HE20	165	5825	MCS0	RU26/8	-
Mode 55	U-NII-3	5.725-5.85	CDD 8+5	802.11ax HE20	149	5745	MCS0	RU52/37	-
Mode 56	U-NII-3	5.725-5.85	CDD 8+5	802.11ax HE20	165	5825	MCS0	RU52/40	-
Mode 57	U-NII-3	5.725-5.85	CDD 8+5	802.11ax HE20	149	5745	MCS0	RU106/53	-
Mode 58	U-NII-3	5.725-5.85	CDD 8+5	802.11ax HE20	165	5825	MCS0	RU106/54	-
Mode 70	U-NII-3	5.725-5.85	CDD 8+5	802.11n HT20	149	5745	MCS0	-	-
Mode 71	U-NII-3	5.725-5.85	CDD 8+5	802.11n HT20	157	5785	MCS0	-	-
Mode 72	U-NII-3	5.725-5.85	CDD 8+5	802.11n HT20	165	5825	MCS0	-	-
Mode 73	U-NII-3	5.725-5.85	CDD 8+5	802.11n HT40	151	5755	MCS0	-	-
Mode 74	U-NII-3	5.725-5.85	CDD 8+5	802.11n HT40	159	5795	MCS0	-	-

Note: For 802.11n/ac/ax mode, the whole testing have assessed only 802.11ax mode by referring to the higher output power except for 802.11n HT40 of U-NII-1-2A-2C and 802.11n HT20/HT40 of U-NII-3.

<Straddle channel>

Mode	Band	Band (GHz)	Antenna	Modulation	Channel	Frequency	Data Rate	RU	Remark
Mode 59	U-NII-2C	5.47-5.85	CDD 8+5	802.11a	144	5720	6Mbps	-	-
Mode 60	U-NII-2C	5.47-5.85	CDD 8+5	802.11ax HE20	144	5720	MCS0	-	-
Mode 61	U-NII-2C	5.47-5.85	CDD 8+5	802.11ax HE40	142	5710	MCS0	-	-
Mode 62	U-NII-2C	5.47-5.85	CDD 8+5	802.11ax HE80	138	5690	MCS0	-	-

<Co-location>

Mode	Band	Band (GHz)	Antenna	Modulation	Channel	Frequency	Data Rate	RU	Remark
Mode 75	2400-2483.5	2400-2483.5	2	Bluetooth-LE_GSFK	39	2480	2Mbps	-	-
	U-NII-2C	5.47-5.725	CDD 8+5	802.11a	100	5500	6Mbps	-	-
	Part 96 LTE Band 48 - BW 20M								

Summary of each worse mode

Mode	Modulation	Ch.	Freq. (MHz)	Level (dBuV/m)	Limit (dBuV/m)	Margin (dB)	Pol.	Peak Avg.	Result	Remark
1	802.11a	36	5149.40	47.85	54.00	-6.15	H	AVERAGE	Pass	Band Edge
1	802.11a	36	7770.00	64.56	68.20	-3.64	V	PEAK	Pass	Harmonic
2	802.11a	44	-	-	-	-	-	-	-	Band Edge
2	802.11a	44	15660.00	49.64	54.00	-4.36	V	AVERAGE	Pass	Harmonic
3	802.11a	48	-	-	-	-	-	-	-	Band Edge
3	802.11a	48	15720.00	50.65	54.00	-3.35	V	AVERAGE	Pass	Harmonic
4	802.11ax HE20	36	5148.00	48.06	54.00	-5.94	H	AVERAGE	Pass	Band Edge
4	802.11ax HE20	36	7770.00	64.75	68.20	-3.45	V	PEAK	Pass	Harmonic
5	802.11ax HE20	44	-	-	-	-	-	-	-	Band Edge
5	802.11ax HE20	44	15660.00	50.42	54.00	-3.58	V	AVERAGE	Pass	Harmonic
6	802.11ax HE20	48	-	-	-	-	-	-	-	Band Edge
6	802.11ax HE20	48	15720.00	50.41	54.00	-3.59	V	AVERAGE	Pass	Harmonic
7	802.11ax HE40	38	5146.56	48.12	54.00	-5.88	H	AVERAGE	Pass	Band Edge
7	802.11ax HE40	38	7785.00	62.96	68.20	-5.24	V	PEAK	Pass	Harmonic
8	802.11ax HE40	46	5147.04	44.90	54.00	-9.10	H	AVERAGE	Pass	Band Edge
8	802.11ax HE40	46	7845.00	62.46	68.20	-5.74	V	PEAK	Pass	Harmonic
9	802.11ax HE80	42	5148.00	50.48	54.00	-3.52	H	AVERAGE	Pass	Band Edge
9	802.11ax HE80	42	7815.00	63.50	68.20	-4.70	V	PEAK	Pass	Harmonic
10	802.11ax HE20	36	5129.50	43.71	54.00	-10.29	H	AVERAGE	Pass	Band Edge
10	802.11ax HE20	36	-	-	-	-	-	-	-	Harmonic
11	802.11ax HE20	36	5145.10	43.80	54.00	-10.20	H	AVERAGE	Pass	Band Edge
11	802.11ax HE20	36	-	-	-	-	-	-	-	Harmonic
12	802.11ax HE20	36	5148.50	44.42	54.00	-9.58	H	AVERAGE	Pass	Band Edge
12	802.11ax HE20	36	-	-	-	-	-	-	-	Harmonic
13	802.11a	52	-	-	-	-	-	-	-	Band Edge
13	802.11a	52	15780.00	50.37	54.00	-3.63	V	AVERAGE	Pass	Harmonic
14	802.11a	60	-	-	-	-	-	-	-	Band Edge
14	802.11a	60	10600.00	50.15	54.00	-3.85	V	AVERAGE	Pass	Harmonic
15	802.11a	64	5350.00	48.74	54.00	-5.26	V	AVERAGE	Pass	Band Edge
15	802.11a	64	15960.00	50.17	54.00	-3.83	V	AVERAGE	Pass	Harmonic
16	802.11ax HE20	52	-	-	-	-	-	-	-	Band Edge
16	802.11ax HE20	52	8416.00	49.38	54.00	-4.62	V	AVERAGE	Pass	Harmonic
17	802.11ax HE20	60	-	-	-	-	-	-	-	Band Edge
17	802.11ax HE20	60	10600.00	50.54	54.00	-3.46	V	AVERAGE	Pass	Harmonic
18	802.11ax HE20	64	5350.00	46.20	54.00	-7.80	V	AVERAGE	Pass	Band Edge
18	802.11ax HE20	64	15960.00	49.84	54.00	-4.16	V	AVERAGE	Pass	Harmonic
19	802.11ax HE40	54	5350.18	46.84	54.00	-7.16	V	AVERAGE	Pass	Band Edge

19	802.11ax HE40	54	8432.00	49.02	54.00	-4.98	V	AVERAGE	Pass	Harmonic
20	802.11ax HE40	62	5350.00	47.66	54.00	-6.34	V	AVERAGE	Pass	Band Edge
20	802.11ax HE40	62	10620.00	46.44	54.00	-7.56	H	AVERAGE	Pass	Harmonic
21	802.11ax HE80	58	5350.10	48.37	54.00	-5.63	V	AVERAGE	Pass	Band Edge
21	802.11ax HE80	58	15870.00	44.87	54.00	-9.13	H	AVERAGE	Pass	Harmonic
22	802.11ax HE160	50	5147.75	50.11	54.00	-3.89	H	AVERAGE	Pass	Band Edge
22	802.11ax HE160	50	7875.60	61.32	68.20	-6.88	V	Peak	Pass	Harmonic
23	802.11ax HE20	64	5350.00	42.38	54.00	-11.62	V	AVERAGE	Pass	Band Edge
23	802.11ax HE20	64	-	-	-	-	-	-	-	Harmonic
24	802.11ax HE20	64	5350.30	43.18	54.00	-10.82	V	AVERAGE	Pass	Band Edge
24	802.11ax HE20	64	-	-	-	-	-	-	-	Harmonic
25	802.11ax HE20	64	5350.20	43.53	54.00	-10.47	V	AVERAGE	Pass	Band Edge
25	802.11ax HE20	64	-	-	-	-	-	-	-	Harmonic
26	802.11a	100	5456.72	44.95	54.00	-9.05	V	AVERAGE	Pass	Band Edge
26	802.11a	100	16504.00	65.07	68.20	-3.13	V	Peak	Pass	Harmonic
27	802.11a	116	-	-	-	-	-	-	-	Band Edge
27	802.11a	116	16740.00	64.74	68.20	-3.46	V	PEAK	Pass	Harmonic
28	802.11a	140	5725.56	64.17	68.20	-4.03	H	PEAK	Pass	Band Edge
28	802.11a	140	17100.00	64.80	68.20	-3.4	V	PEAK	Pass	Harmonic
29	802.11ax HE20	100	5459.92	43.87	54.00	-10.13	V	AVERAGE	Pass	Band Edge
29	802.11ax HE20	100	16500.00	64.52	68.20	-3.68	V	PEAK	Pass	Harmonic
30	802.11ax HE20	116	-	-	-	-	-	-	-	Band Edge
30	802.11ax HE20	116	16740.00	65.04	68.20	-3.16	V	PEAK	Pass	Harmonic
31	802.11ax HE20	140	5725.40	62.19	68.20	-6.01	H	PEAK	Pass	Band Edge
31	802.11ax HE20	140	17100.00	64.06	68.20	-4.14	V	PEAK	Pass	Harmonic
32	802.11ax HE40	102	5459.92	44.92	54.00	-9.08	V	AVERAGE	Pass	Band Edge
32	802.11ax HE40	102	16530.00	60.25	68.20	-7.95	V	PEAK	Pass	Harmonic
33	802.11ax HE40	110	5454.60	43.38	54.00	-10.62	V	AVERAGE	Pass	Band Edge
33	802.11ax HE40	110	16650.00	60.49	68.20	-7.71	V	PEAK	Pass	Harmonic
34	802.11ax HE40	134	5727.08	58.84	68.20	-9.36	H	PEAK	Pass	Band Edge
34	802.11ax HE40	134	17010.00	60.81	68.20	-7.39	V	PEAK	Pass	Harmonic
35	802.11ax HE80	106	5459.76	50.28	54.00	-3.72	V	AVERAGE	Pass	Band Edge
35	802.11ax HE80	106	16590.00	57.17	68.20	-11.03	V	PEAK	Pass	Harmonic
36	802.11ax HE80	122	5454.80	43.54	54.00	-10.46	V	AVERAGE	Pass	Band Edge
36	802.11ax HE80	122	16830.00	58.65	68.20	-9.55	V	PEAK	Pass	Harmonic
37	802.11ax HE160	114	5452.74	50.08	54.00	-3.92	H	AVERAGE	Pass	Band Edge
37	802.11ax HE160	114	16710.00	56.92	68.20	-11.28	V	PEAK	Pass	Harmonic
38	802.11ax HE20	100	5458.32	42.68	54.00	-11.32	V	AVERAGE	Pass	Band Edge
38	802.11ax HE20	100	-	-	-	-	-	-	-	Harmonic
39	802.11ax HE20	140	5740.04	56.64	68.20	-11.56	V	PEAK	Pass	Band Edge
39	802.11ax HE20	140	-	-	-	-	-	-	-	Harmonic
40	802.11ax HE20	100	5455.12	42.86	54.00	-11.14	V	AVERAGE	Pass	Band Edge
40	802.11ax HE20	100	-	-	-	-	-	-	-	Harmonic
41	802.11ax HE20	140	5749.48	55.43	68.20	-12.77	H	PEAK	Pass	Band Edge
41	802.11ax HE20	140	-	-	-	-	-	-	-	Harmonic
42	802.11ax HE20	100	5459.60	43.39	54.00	-10.61	V	AVERAGE	Pass	Band Edge
42	802.11ax HE20	100	-	-	-	-	-	-	-	Harmonic

43	802.11ax HE20	140	5730.76	60.99	68.20	-7.21	V	PEAK	Pass	Band Edge
43	802.11ax HE20	140	-	-	-	-	-	-	-	Harmonic
63	802.11n HT40	38	5147.68	49.91	54.00	-4.09	H	AVERAGE	Pass	Band Edge
63	802.11n HT40	38	7785.00	64.34	68.20	-3.86	V	PEAK	Pass	Harmonic
64	802.11n HT40	46	5149.12	47.50	54.00	-6.50	H	AVERAGE	Pass	Band Edge
64	802.11n HT40	46	7845.00	62.94	68.20	-5.26	V	PEAK	Pass	Harmonic
65	802.11n HT40	54	5138.51	45.84	54.00	-8.16	H	AVERAGE	Pass	Band Edge
65	802.11n HT40	54	15810.00	50.83	54.00	-3.17	V	AVERAGE	Pass	Harmonic
66	802.11n HT40	62	5353.80	48.48	54.00	-5.52	V	AVERAGE	Pass	Band Edge
66	802.11n HT40	62	10620.00	49.72	54.00	-4.28	V	AVERAGE	Pass	Harmonic
67	802.11n HT40	102	5459.28	49.83	54.00	-4.17	V	AVERAGE	Pass	Band Edge
67	802.11n HT40	102	16530.00	64.38	68.20	-3.82	V	PEAK	Pass	Harmonic
68	802.11n HT40	110	5441.20	44.84	54.00	-9.16	V	AVERAGE	Pass	Band Edge
68	802.11n HT40	110	16650.00	64.90	68.20	-3.30	V	PEAK	Pass	Harmonic
69	802.11n HT40	134	5731.24	61.41	68.20	-6.79	H	PEAK	Pass	Band Edge
69	802.11n HT40	134	17010.00	64.61	68.20	-3.59	H	PEAK	Pass	Harmonic
44	802.11a	149	4594.00	46.15	54.00	-7.85	H	Average	Pass	Band Edge
44	802.11a	149	17235.00	64.78	68.20	-3.42	V	PEAK	Pass	Harmonic
45	802.11a	157	-	-	-	-	-	-	-	Band Edge
45	802.11a	157	17355.00	64.43	68.20	-3.77	V	PEAK	Pass	Harmonic
46	802.11a	165	4660.00	46.42	54.00	-7.58	H	Average	Pass	Band Edge
46	802.11a	165	17475.00	64.49	68.20	-3.71	V	PEAK	Pass	Harmonic
47	802.11ax HE20	149	5628.80	53.93	68.20	-14.27	V	PEAK	Pass	Band Edge
47	802.11ax HE20	149	17235.00	63.55	68.20	-4.65	V	PEAK	Pass	Harmonic
48	802.11ax HE20	157	-	-	-	-	-	-	-	Band Edge
48	802.11ax HE20	157	17355.00	64.99	68.20	-3.21	V	PEAK	Pass	Harmonic
49	802.11ax HE20	165	4660.00	46.97	54.00	-7.03	H	Average	Pass	Band Edge
49	802.11ax HE20	165	17475.00	64.78	68.20	-3.42	H	PEAK	Pass	Harmonic
50	802.11ax HE40	151	4606.00	46.43	54.00	-7.57	H	Average	Pass	Band Edge
50	802.11ax HE40	151	17265.00	62.16	68.20	-6.04	V	PEAK	Pass	Harmonic
51	802.11ax HE40	159	4636.00	46.64	54.00	-7.36	H	Peak	Pass	Band Edge
51	802.11ax HE40	159	17385.00	61.57	68.20	-6.63	V	PEAK	Pass	Harmonic
52	802.11ax HE80	155	4618.00	47.79	54.00	-6.21	H	Peak	Pass	Band Edge
52	802.11ax HE80	155	17325.00	61.93	68.20	-6.27	V	PEAK	Pass	Harmonic
53	802.11ax HE20	149	5624.40	55.11	68.20	-13.09	H	PEAK	Pass	Band Edge
53	802.11ax HE20	149	-	-	-	-	-	-	-	Harmonic
54	802.11ax HE20	165	5928.00	54.91	68.20	-13.29	V	PEAK	Pass	Band Edge
54	802.11ax HE20	165	-	-	-	-	-	-	-	Harmonic
55	802.11ax HE20	149	5634.40	54.00	68.20	-14.20	V	PEAK	Pass	Band Edge
55	802.11ax HE20	149	-	-	-	-	-	-	-	Harmonic
56	802.11ax HE20	165	5973.20	55.21	68.20	-12.99	H	PEAK	Pass	Band Edge
56	802.11ax HE20	165	-	-	-	-	-	-	-	Harmonic
57	802.11ax HE20	149	5623.20	54.24	68.20	-13.96	H	PEAK	Pass	Band Edge
57	802.11ax HE20	149	-	-	-	-	-	-	-	Harmonic
58	802.11ax HE20	165	5925.60	56.07	68.20	-12.13	H	PEAK	Pass	Band Edge
58	802.11ax HE20	165	-	-	-	-	-	-	-	Harmonic
70	802.11n HT20	149	4594.00	47.64	54.00	-6.36	H	Average	Pass	Band Edge

70	802.11n HT20	149	17235.00	64.12	68.20	-4.08	V	PEAK	Pass	Harmonic
71	802.11n HT20	157	-	-	-	-	-	-	-	Band Edge
71	802.11n HT20	157	17355.00	64.29	68.20	-3.91	V	PEAK	Pass	Harmonic
72	802.11n HT20	165	4660.00	46.80	54.00	-7.20	H	Average	Pass	Band Edge
72	802.11n HT20	165	17475.00	65.00	68.20	-3.20	H	PEAK	Pass	Harmonic
73	802.11n HT40	151	4606.00	49.12	54.00	-4.88	H	Average	Pass	Band Edge
73	802.11n HT40	151	17265.00	58.61	68.20	-9.59	H	PEAK	Pass	Harmonic
74	802.11n HT40	159	4636.00	49.63	54.00	-4.37	H	Average	Pass	Band Edge
74	802.11n HT40	159	17385.00	56.73	68.20	-11.47	H	PEAK	Pass	Harmonic

<Straddle channel>

Mode	Modulation	Ch.	Freq. (MHz)	Level (dBuV/m)	Limit (dBuV/m)	Margin (dB)	Pol.	Peak Avg.	Result	Remark
59	802.11a	144	-	-	-	-	-	-	-	Band Edge
59	802.11a	144	17160.00	64.51	68.20	-3.69	V	PEAK	Pass	Harmonic
60	802.11ax HE20	144	-	-	-	-	-	-	-	Band Edge
60	802.11ax HE20	144	17160.00	64.42	68.20	-3.78	V	PEAK	Pass	Harmonic
61	802.11ax HE40	142	-	-	-	-	-	-	-	Band Edge
61	802.11ax HE40	142	17130.00	61.34	68.20	-6.86	V	PEAK	Pass	Harmonic
62	802.11ax HE80	138	-	-	-	-	-	-	-	Band Edge
62	802.11ax HE80	138	17070.00	52.30	68.20	-15.90	V	PEAK	Pass	Harmonic

<Co-location>

Mode	Modulation	Ch.	Freq. (MHz)	Level (dBuV/m)	Limit (dBuV/m)	Margin (dB)	Pol.	Peak Avg.	Result	Remark
75	Bluetooth-LE_GSFK	39	2495.20	46.03	54.00	-7.97	V	AVERAGE	Pass	Band Edge
	Bluetooth-LE_GSFK	39	4960.00	41.71	74.00	-32.29	H	PEAK	Pass	Harmonic
	802.11a	100	5466.16	64.50	68.20	-3.70	V	PEAK	Pass	Band Edge
	802.11a	100	16500.00	64.40	68.20	-3.80	V	PEAK	Pass	Harmonic

Mode	1	
	Band Edge	
	U-NII-1_5.15-5.25_802.11a_CH36_5180MHz	
ANT	CDD 8+5	
Pol.	Horizontal	Fundamental
Peak	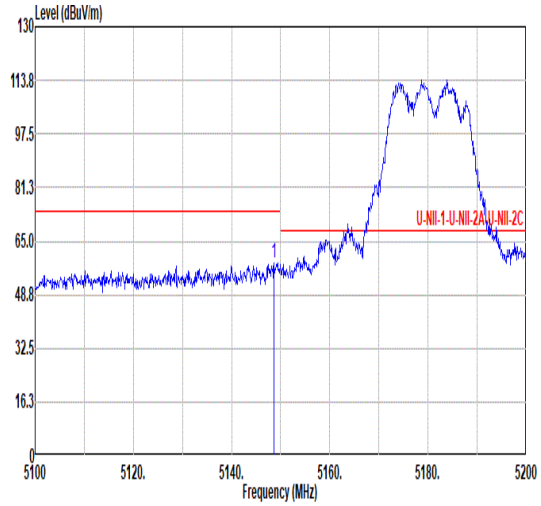 Freq Level Limit Line Over Limit Read Level Ant Factor Cable Loss Preamp Factor Aux Factor APos TPos Remark MHz dBuV/m dBuV/m dB dBuV dB/m dB dB dB cm deg 1 5148.60 58.48 74.00 -15.52 46.38 34.20 9.79 31.89 0.00 145 320 PEAK	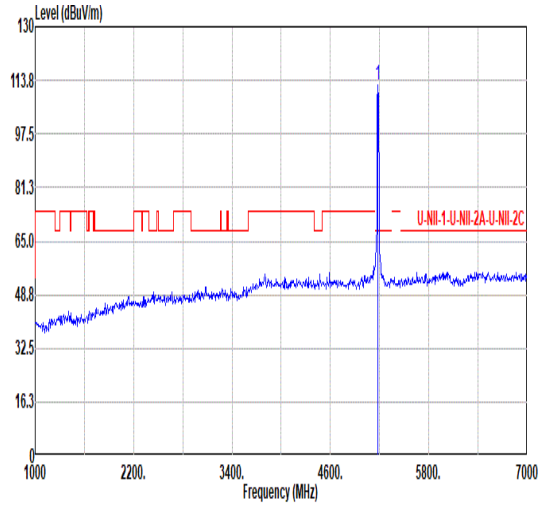 Freq Level Limit Line Over Limit Read Level Ant Factor Cable Loss Preamp Factor Aux Factor APos TPos Remark MHz dBuV/m dBuV/m dB dBuV dB/m dB dB dB cm deg 1 5180.00 112.44 ------ ------ 100.31 34.20 9.81 31.88 0.00 145 320 PEAK
Avg	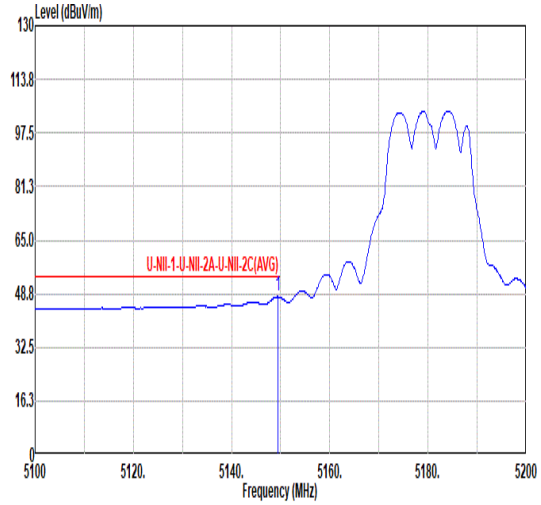 Freq Level Limit Line Over Limit Read Level Ant Factor Cable Loss Preamp Factor Aux Factor APos TPos Remark MHz dBuV/m dBuV/m dB dBuV dB/m dB dB dB cm deg 1 5149.40 47.85 54.00 -6.15 35.75 34.20 9.79 31.89 0.00 145 320 AVERAGE	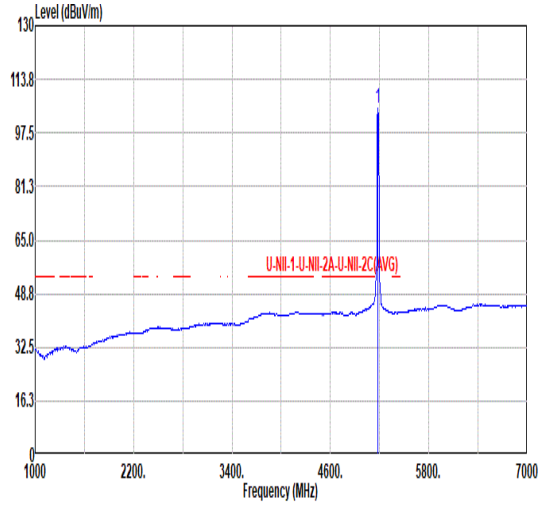 Freq Level Limit Line Over Limit Read Level Ant Factor Cable Loss Preamp Factor Aux Factor APos TPos Remark MHz dBuV/m dBuV/m dB dBuV dB/m dB dB dB cm deg 1 5180.00 104.74 ------ ------ 92.60 34.20 9.81 31.87 0.00 145 320 AVERAGE

Mode	1	
	Band Edge	
	U-NII-1_5.15-5.25_802.11a_CH36_5180MHz	
ANT	CDD 8+5	
Pol.	Vertical	Fundamental
Peak	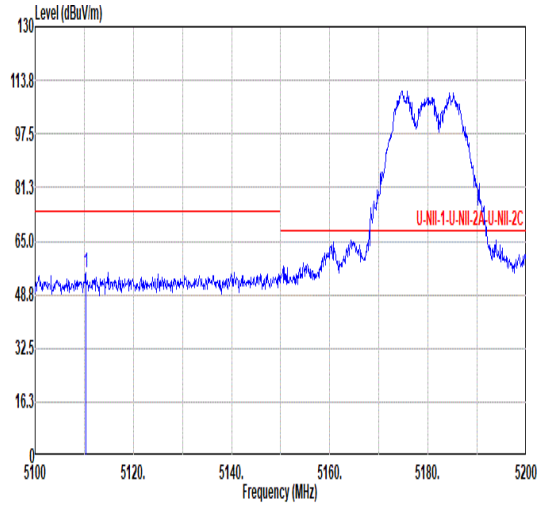 Freq Level Limit Line Over Limit Read Level Ant Factor Cable Loss Preamp Factor Aux Factor APos TPos Remark MHz dBuV/m dBuV/m dB dBuV dB/m dB dB dB cm deg 1 5110.30 55.46 74.00 -18.54 43.50 34.12 9.75 31.91 0.00 100 331 PEAK	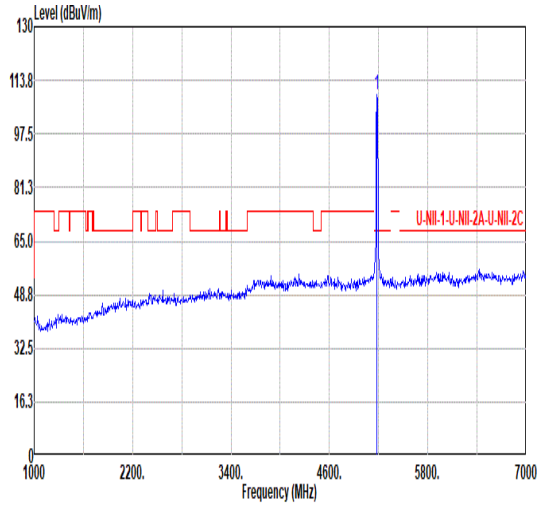 Freq Level Limit Line Over Limit Read Level Ant Factor Cable Loss Preamp Factor Aux Factor APos TPos Remark MHz dBuV/m dBuV/m dB dBuV dB/m dB dB dB cm deg 1 5180.00 109.36 ------ ------ 97.23 34.20 9.81 31.88 0.00 100 331 PEAK
Avg	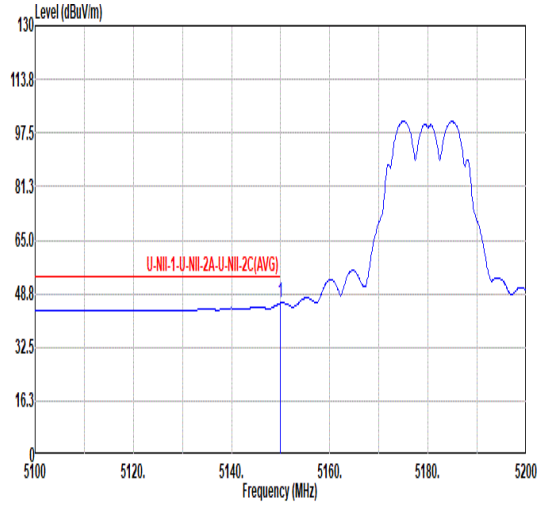 Freq Level Limit Line Over Limit Read Level Ant Factor Cable Loss Preamp Factor Aux Factor APos TPos Remark MHz dBuV/m dBuV/m dB dBuV dB/m dB dB dB cm deg 1 5150.00 45.94 54.00 -8.06 33.84 34.20 9.79 31.89 0.00 100 331 AVERAGE	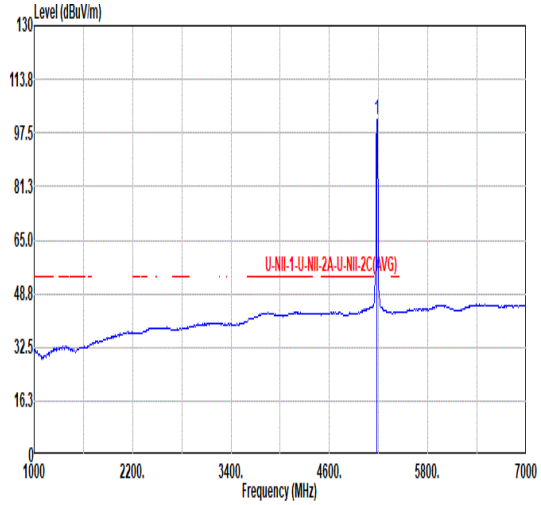 Freq Level Limit Line Over Limit Read Level Ant Factor Cable Loss Preamp Factor Aux Factor APos TPos Remark MHz dBuV/m dBuV/m dB dBuV dB/m dB dB dB cm deg 1 5180.00 101.66 ------ ------ 89.53 34.20 9.81 31.88 0.00 100 331 AVERAGE

Mode	1	
	Harmonic	
	U-NII-1_5.15-5.25_802.11a_CH36_5180MHz	
ANT	CDD 8+5	
Pol.	Horizontal	Vertical
Peak Avg	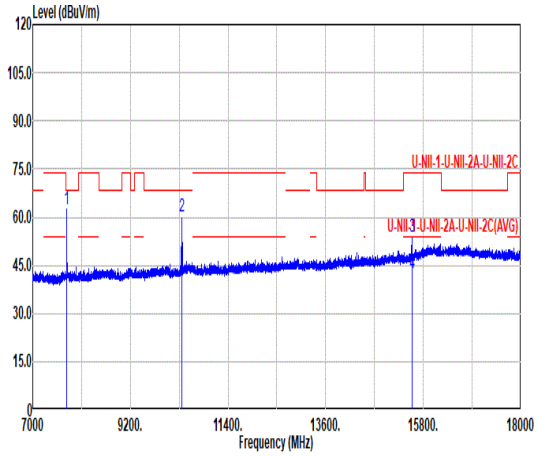 Freq Level Limit Line Over Limit Read Level Ant Factor Cable Loss Preamp Factor Aux Factor APos TPos Remark MHz dBuV/m dBuV/m dB dBuV dB/m dB dB dB cm deg 1 7770.00 62.66 68.20 -5.54 75.26 35.90 12.12 60.62 0.00 100 110 PEAK 2 10360.00 60.10 68.20 -8.10 69.83 37.42 14.13 61.28 0.00 100 313 PEAK 3 15540.00 53.68 74.00 -20.32 56.06 40.08 17.52 59.98 0.00 100 136 PEAK 4 15540.00 42.64 54.00 -11.36 45.04 40.07 17.51 59.98 0.00 100 136 AVERAGE	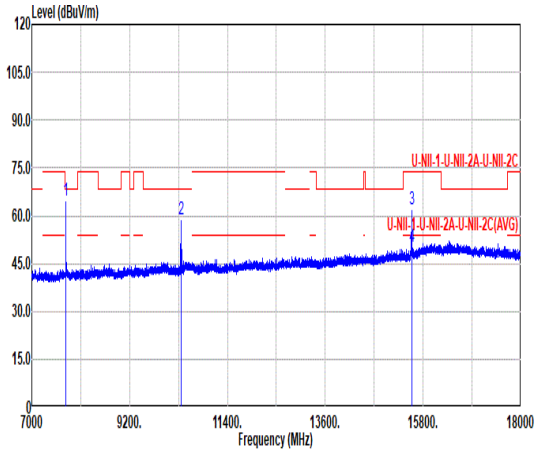 Freq Level Limit Line Over Limit Read Level Ant Factor Cable Loss Preamp Factor Aux Factor APos TPos Remark MHz dBuV/m dBuV/m dB dBuV dB/m dB dB dB cm deg 1 7770.00 64.56 68.20 -3.64 77.16 35.90 12.12 60.62 0.00 100 93 PEAK 2 10361.60 58.88 68.20 -9.32 68.61 37.42 14.13 61.28 0.00 100 334 Peak 3 15541.50 62.26 74.00 -11.74 64.64 40.08 17.52 59.98 0.00 105 118 Peak 4 15541.50 50.15 54.00 -3.85 52.53 40.08 17.52 59.98 0.00 105 118 Average

Mode	2	
	Harmonic	
	U-NII-1_5.15-5.25_802.11a_CH44_5220MHz	
ANT	CDD 8+5	
Pol.	Horizontal	Vertical
Peak Avg	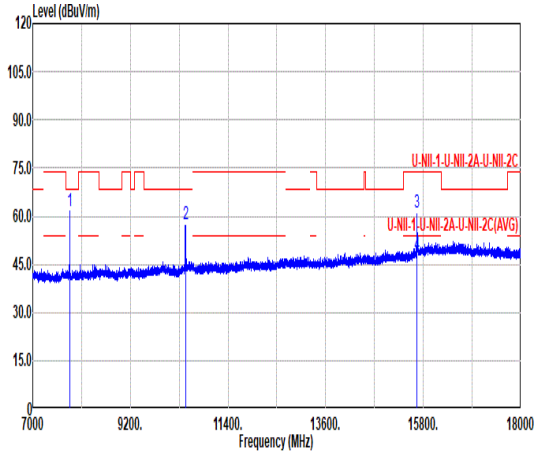 Freq Level Limit Line Over Limit Read Level Ant Factor Cable Loss Preamp Factor Aux Factor APos TPos Remark MHz dBuV/m dBuV/m dB dBuV dB/m dB dB dB cm deg 1 7830.00 61.58 68.20 -6.62 73.99 35.90 12.19 60.50 0.00 100 104 PEAK 2 10440.00 57.72 68.20 -10.48 67.23 37.58 14.18 61.27 0.00 100 301 PEAK 3 15660.00 61.01 74.00 -12.99 62.92 40.32 17.58 59.81 0.00 100 131 PEAK 4 15660.00 47.77 54.00 -6.23 49.68 40.32 17.58 59.81 0.00 100 131 AVERAGE	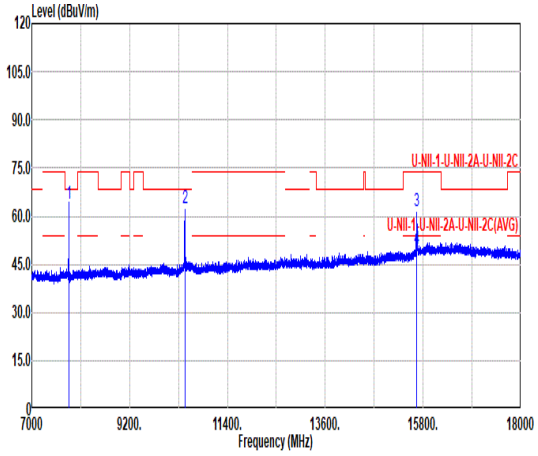 Freq Level Limit Line Over Limit Read Level Ant Factor Cable Loss Preamp Factor Aux Factor APos TPos Remark MHz dBuV/m dBuV/m dB dBuV dB/m dB dB dB cm deg 1 7830.00 63.83 68.20 -4.37 76.24 35.90 12.19 60.50 0.00 100 70 PEAK 2 10440.00 62.49 68.20 -5.71 72.00 37.58 14.18 61.27 0.00 100 89 PEAK 3 15660.00 61.53 74.00 -12.47 63.44 40.32 17.58 59.81 0.00 100 107 PEAK 4 15660.00 49.64 54.00 -4.36 51.55 40.32 17.58 59.81 0.00 100 107 AVERAGE

Mode	3	
	Harmonic	
	U-NII-1_5.15-5.25_802.11a_CH48_5240MHz	
ANT	CDD 8+5	
Pol.	Horizontal	Vertical
Peak Avg	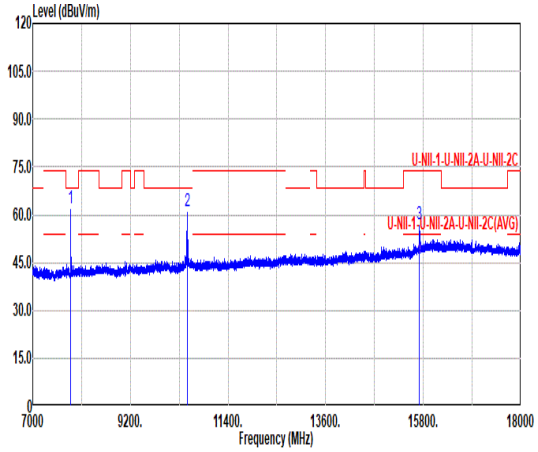 Freq Level Limit Line Over Limit Read Level Ant Factor Cable Loss Preamp Factor Aux Factor APos TPos Remark MHz dBuV/m dBuV/m dB dBuV dB/m dB dB dB cm deg 1 7860.00 61.94 68.20 -6.26 74.25 35.90 12.23 60.44 0.00 100 105 PEAK 2 10480.00 61.14 68.20 -7.06 70.54 37.66 14.21 61.27 0.00 100 303 PEAK 3 15716.40 57.03 74.00 -16.97 58.72 40.43 17.61 59.73 0.00 100 138 Peak 4 15716.40 46.15 54.00 -7.85 47.84 40.43 17.61 59.73 0.00 100 138 Average	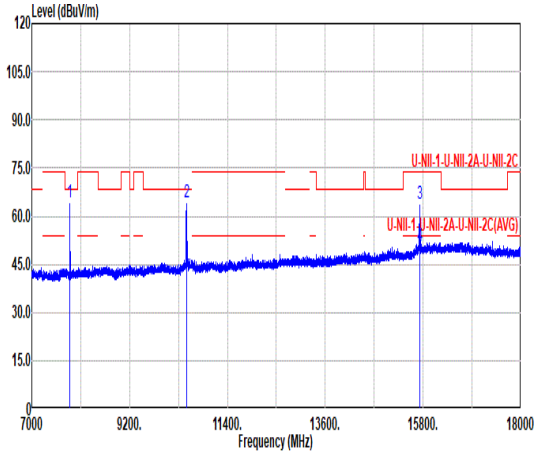 Freq Level Limit Line Over Limit Read Level Ant Factor Cable Loss Preamp Factor Aux Factor APos TPos Remark MHz dBuV/m dBuV/m dB dBuV dB/m dB dB dB cm deg 1 7860.00 64.24 68.20 -3.96 76.55 35.90 12.23 60.44 0.00 100 64 PEAK 2 10480.00 64.21 68.20 -3.99 73.61 37.66 14.21 61.27 0.00 109 85 PEAK 3 15720.00 63.98 74.00 -10.02 65.65 40.44 17.61 59.72 0.00 100 5 PEAK 4 15720.00 50.65 54.00 -3.35 52.32 40.44 17.61 59.72 0.00 100 5 AVERAGE

Mode	4	
	Band Edge	
	U-NII-1_5.15-5.25_802.11ax HE20_CH36_Full_5180MHz	
ANT	CDD 8+5	
Pol.	Horizontal	Fundamental
Peak	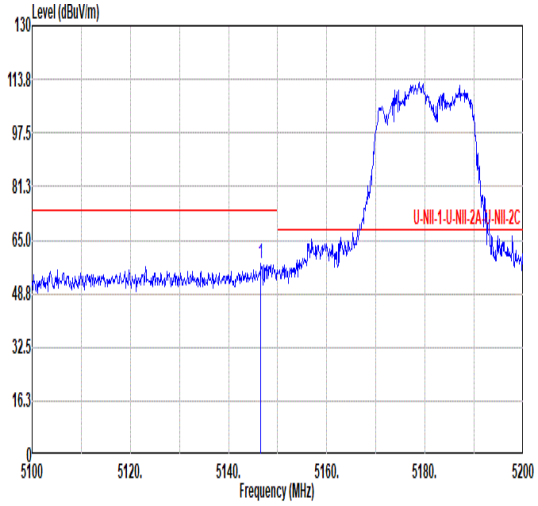 Freq Level Limit Line Over Limit Read Level Ant Factor Cable Loss Preamp Factor Aux Factor APos TPos Remark MHz dBuV/m dBuV/m dB dBuV dB/m dB dB dB cm deg 1 5146.60 57.72 74.00 -16.28 45.64 34.19 9.78 31.89 0.00 100 318 PEAK	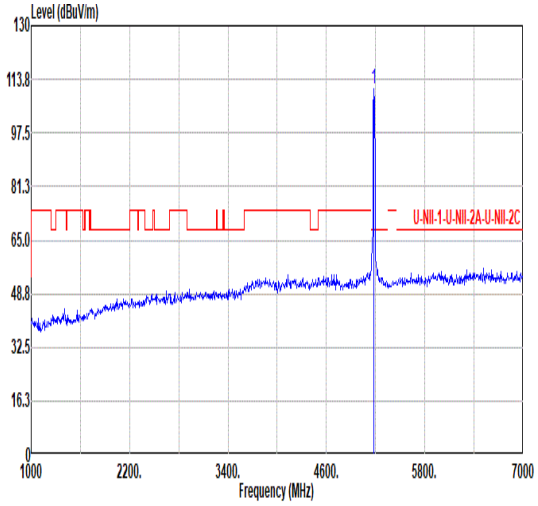 Freq Level Limit Line Over Limit Read Level Ant Factor Cable Loss Preamp Factor Aux Factor APos TPos Remark MHz dBuV/m dBuV/m dB dBuV dB/m dB dB dB cm deg 1 5180.00 110.79 ------ ------ 98.66 34.20 9.81 31.88 0.00 100 318 PEAK
Avg	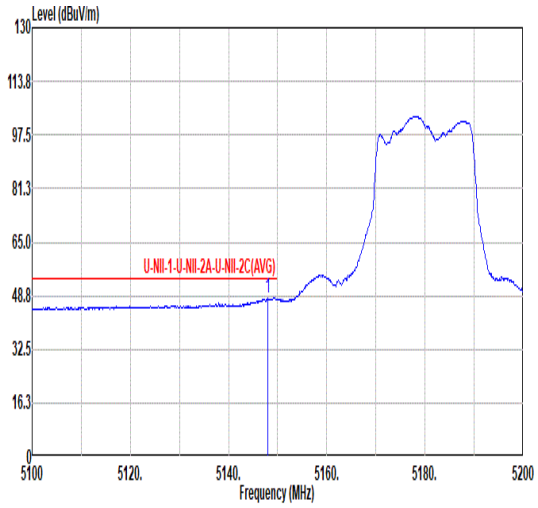 Freq Level Limit Line Over Limit Read Level Ant Factor Cable Loss Preamp Factor Aux Factor APos TPos Remark MHz dBuV/m dBuV/m dB dBuV dB/m dB dB dB cm deg 1 5148.00 48.06 54.00 -5.94 35.97 34.20 9.78 31.89 0.00 100 318 AVERAGE	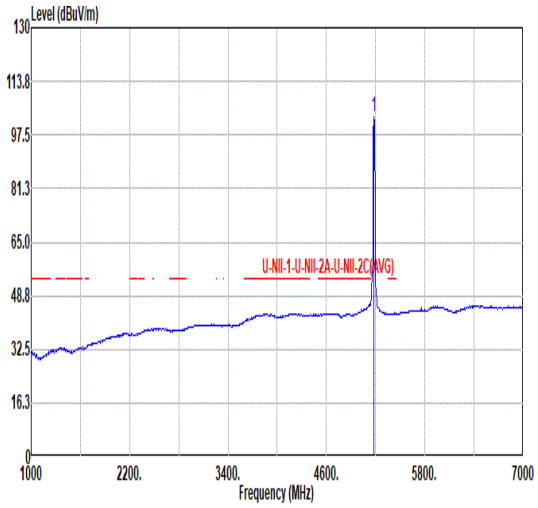 Freq Level Limit Line Over Limit Read Level Ant Factor Cable Loss Preamp Factor Aux Factor APos TPos Remark MHz dBuV/m dBuV/m dB dBuV dB/m dB dB dB cm deg 1 5180.00 103.12 ------ ------ 90.99 34.20 9.81 31.88 0.00 100 318 AVERAGE

Mode	4	
	Band Edge	
	U-NII-1_5.15-5.25_802.11ax HE20_CH36_Full_5180MHz	
ANT	CDD 8+5	
Pol.	Vertical	Fundamental
Peak	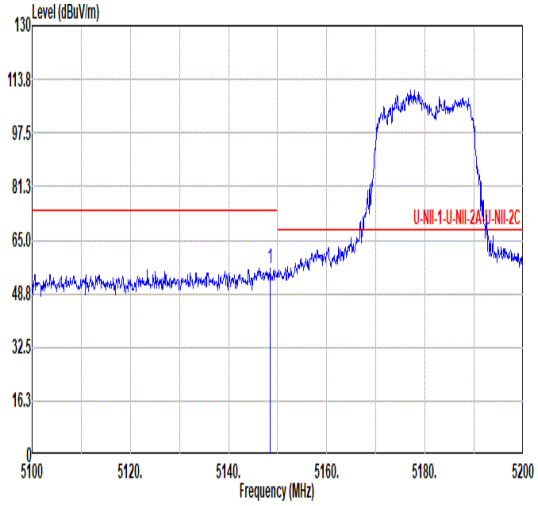 Freq Level Limit Line Over Limit Read Level Ant Factor Cable Loss Preamp Factor Aux Factor APos TPos Remark 1 5148.50 56.60 74.00 -17.40 44.50 34.20 9.79 31.89 0.00 100 349 PEAK	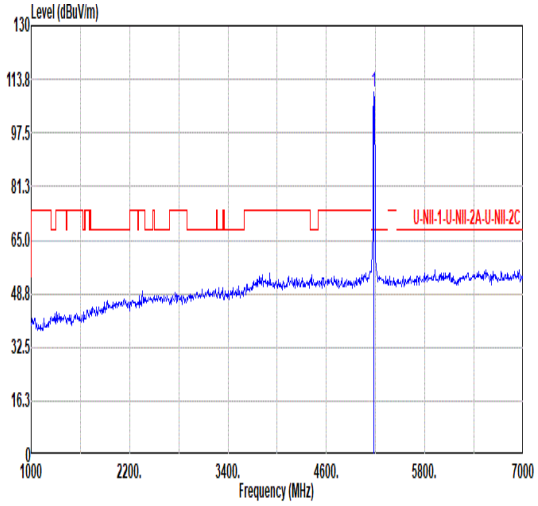 Freq Level Limit Line Over Limit Read Level Ant Factor Cable Loss Preamp Factor Aux Factor APos TPos Remark 1 5180.00 110.03 ------ ------ 97.89 34.20 9.81 31.87 0.00 100 349 PEAK
Avg	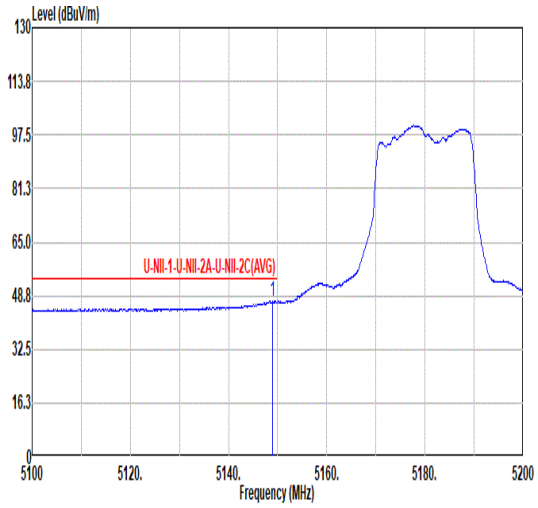 Freq Level Limit Line Over Limit Read Level Ant Factor Cable Loss Preamp Factor Aux Factor APos TPos Remark 1 5149.00 46.96 54.00 -7.04 34.86 34.20 9.79 31.89 0.00 100 349 AVERAGE	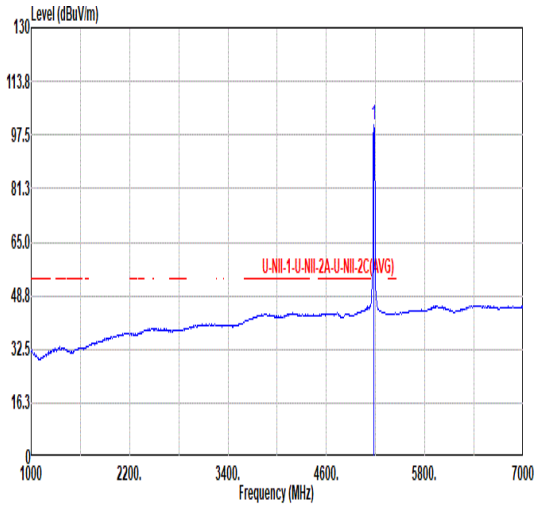 Freq Level Limit Line Over Limit Read Level Ant Factor Cable Loss Preamp Factor Aux Factor APos TPos Remark 1 5180.00 100.54 ------ ------ 88.41 34.20 9.81 31.88 0.00 100 349 AVERAGE

Mode	4	
	Harmonic	
	U-NII-1_5.15-5.25_802.11ax HE20_CH36_Full_5180MHz	
ANT	CDD 8+5	
Pol.	Horizontal	Vertical
Peak Avg	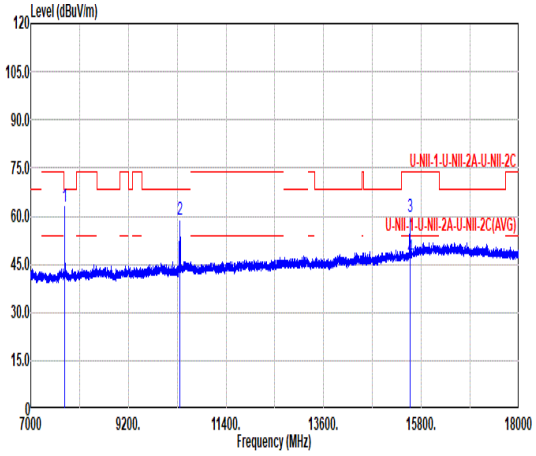 Freq Level Limit Line Over Limit Read Level Ant Factor Cable Loss Preamp Factor Aux Factor APos TPos Remark 1 7770.00 63.12 68.20 -5.08 75.72 35.90 12.12 60.62 0.00 100 206 PEAK 2 10360.00 58.79 68.20 -9.41 68.52 37.42 14.13 61.28 0.00 100 309 PEAK 3 15540.00 59.85 74.00 -14.15 62.23 40.08 17.52 59.98 0.00 100 347 PEAK 4 15540.00 47.09 54.00 -6.91 49.47 40.08 17.52 59.98 0.00 100 347 AVERAGE	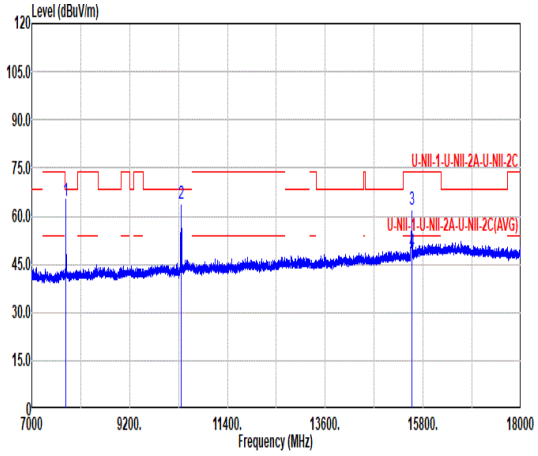 Freq Level Limit Line Over Limit Read Level Ant Factor Cable Loss Preamp Factor Aux Factor APos TPos Remark 1 7770.00 64.75 68.20 -3.45 77.35 35.90 12.12 60.62 0.00 100 73 PEAK 2 10360.00 63.92 68.20 -4.28 73.65 37.42 14.13 61.28 0.00 116 87 PEAK 3 15540.00 62.18 74.00 -11.82 64.56 40.08 17.52 59.98 0.00 103 109 PEAK 4 15540.00 48.91 54.00 -5.09 51.27 40.09 17.52 59.97 0.00 103 109 AVERAGE

Mode	5	
	Harmonic	
	U-NII-1_5.15-5.25_802.11ax HE20_CH44_Full_5220MHz	
ANT	CDD 8+5	
Pol.	Horizontal	Vertical
Peak Avg	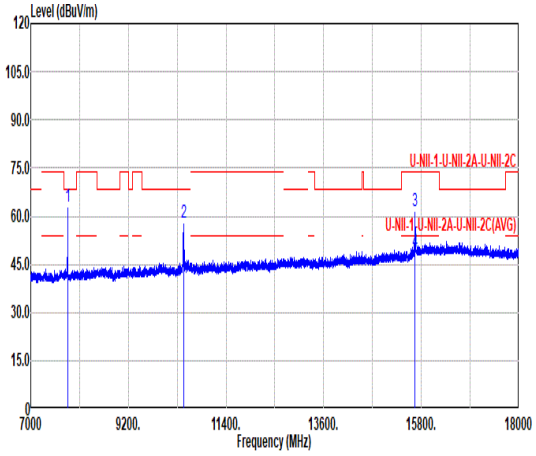 Freq Level Limit Line Over Limit Read Level Ant Factor Cable Loss Preamp Factor Aux Factor APos TPos Remark MHz dBuV/m dBuV/m dB dBuV dB/m dB dB dB cm deg 1 7830.00 62.87 68.20 -5.33 75.28 35.90 12.19 60.50 0.00 100 105 PEAK 2 10440.00 58.10 68.20 -10.10 67.61 37.58 14.18 61.27 0.00 100 302 PEAK 3 15660.00 61.45 74.00 -12.55 63.36 40.32 17.58 59.81 0.00 100 134 PEAK 4 15660.00 48.73 54.00 -5.27 50.62 40.33 17.58 59.80 0.00 100 134 AVERAGE	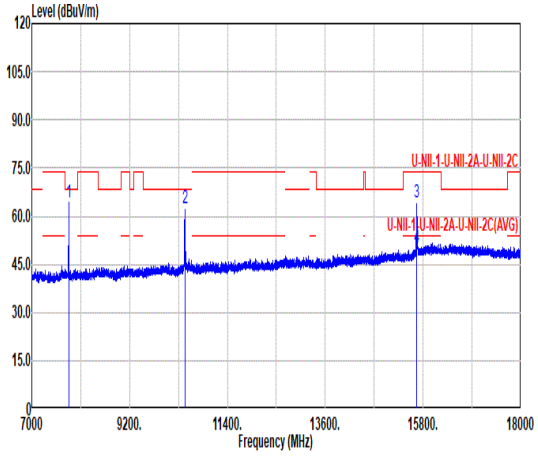 Freq Level Limit Line Over Limit Read Level Ant Factor Cable Loss Preamp Factor Aux Factor APos TPos Remark MHz dBuV/m dBuV/m dB dBuV dB/m dB dB dB cm deg 1 7830.00 64.17 68.20 -4.03 76.58 35.90 12.19 60.50 0.00 100 75 PEAK 2 10440.00 62.43 68.20 -5.77 71.94 37.58 14.18 61.27 0.00 100 89 PEAK 3 15660.00 64.22 74.00 -9.78 66.13 40.32 17.58 59.81 0.00 100 3 PEAK 4 15660.00 50.42 54.00 -3.58 52.31 40.33 17.58 59.80 0.00 100 3 AVERAGE

Mode	6	
	Harmonic	
	U-NII-1_5.15-5.25_802.11ax HE20_CH48_Full_5240MHz	
ANT	CDD 8+5	
Pol.	Horizontal	Vertical
Peak Avg	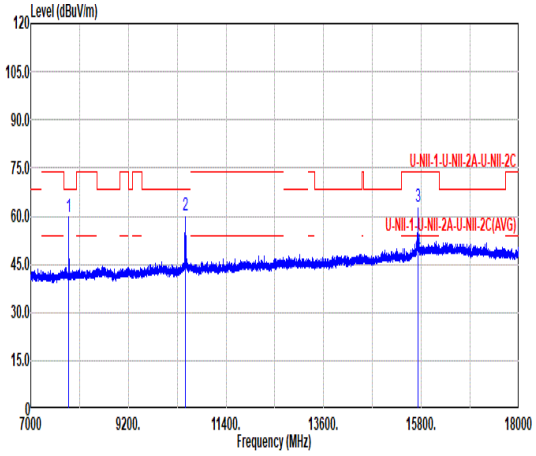 Freq Level Limit Line Over Limit Read Level Ant Factor Cable Loss Preamp Factor Aux Factor APos TPos Remark MHz dBuV/m dBuV/m dB dBuV dB/m dB dB dB cm deg 1 7860.20 59.66 68.20 -8.54 71.97 35.90 12.23 60.44 0.00 100 222 Peak 2 10480.00 60.06 68.20 -8.14 69.46 37.66 14.21 61.27 0.00 100 307 PEAK 3 15720.00 62.77 74.00 -11.23 64.44 40.44 17.61 59.72 0.00 100 136 PEAK 4 15720.00 49.00 54.00 -5.00 50.67 40.44 17.61 59.72 0.00 100 136 AVERAGE	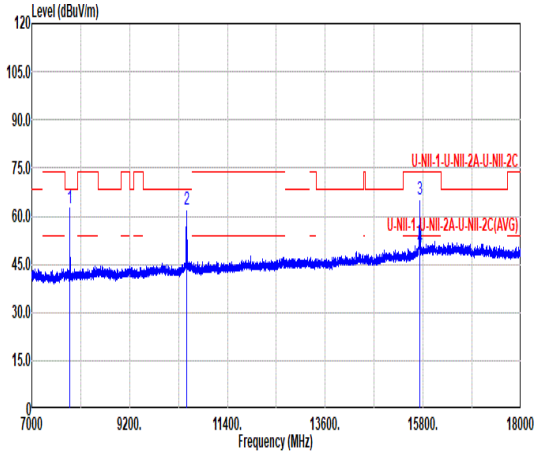 Freq Level Limit Line Over Limit Read Level Ant Factor Cable Loss Preamp Factor Aux Factor APos TPos Remark MHz dBuV/m dBuV/m dB dBuV dB/m dB dB dB cm deg 1 7860.20 62.35 68.20 -5.85 74.66 35.90 12.23 60.44 0.00 100 76 Peak 2 10480.00 62.24 68.20 -5.96 71.64 37.66 14.21 61.27 0.00 100 89 PEAK 3 15720.00 65.00 74.00 -9.00 66.67 40.44 17.61 59.72 0.00 100 7 PEAK 4 15720.00 50.41 54.00 -3.59 52.07 40.45 17.61 59.72 0.00 100 7 AVERAGE

Mode	7	
	Band Edge - L	
	U-NII-1_5.15-5.25_802.11ax HE40_CH38_Full_5190MHz	
ANT	CDD 8+5	
Pol.	Horizontal	Fundamental
Peak	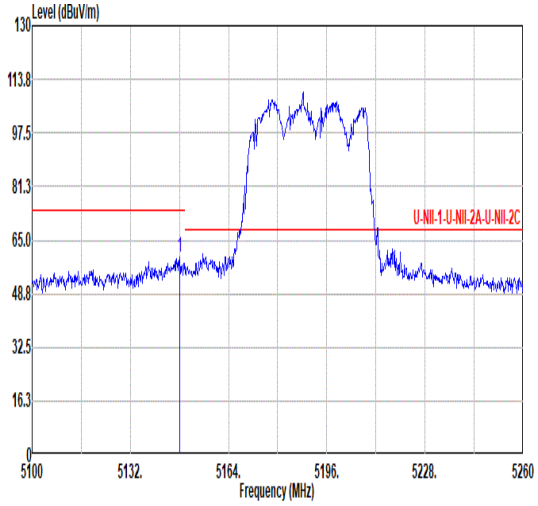 Freq Level Limit Line Over Limit Read Level Ant Factor Cable Loss Preamp Factor Aux Factor APos TPos Remark MHz dBuV/m dBuV/m dB dBuV dB/m dB dB dB cm deg 1 5148.16 59.88 74.00 -14.12 47.78 34.20 9.79 31.89 0.00 100 322 PEAK	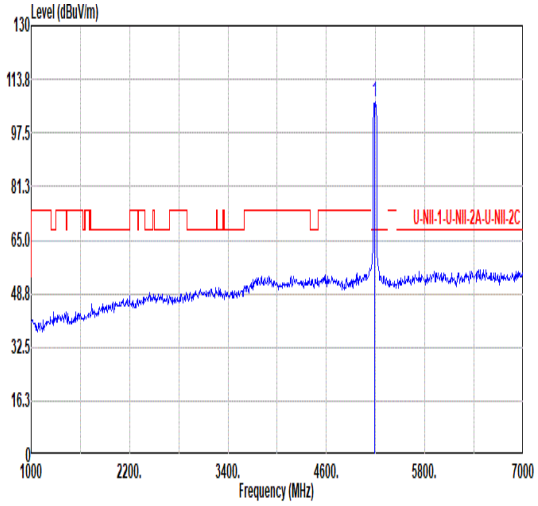 Freq Level Limit Line Over Limit Read Level Ant Factor Cable Loss Preamp Factor Aux Factor APos TPos Remark MHz dBuV/m dBuV/m dB dBuV dB/m dB dB dB cm deg 1 5190.00 107.03 ------ ------ 94.86 34.20 9.83 31.86 0.00 100 322 PEAK
Avg	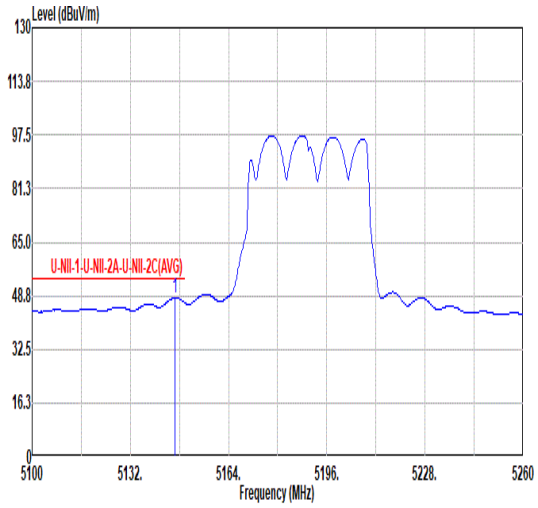 Freq Level Limit Line Over Limit Read Level Ant Factor Cable Loss Preamp Factor Aux Factor APos TPos Remark MHz dBuV/m dBuV/m dB dBuV dB/m dB dB dB cm deg 1 5146.56 48.12 54.00 -5.88 36.04 34.19 9.78 31.89 0.00 100 322 AVERAGE	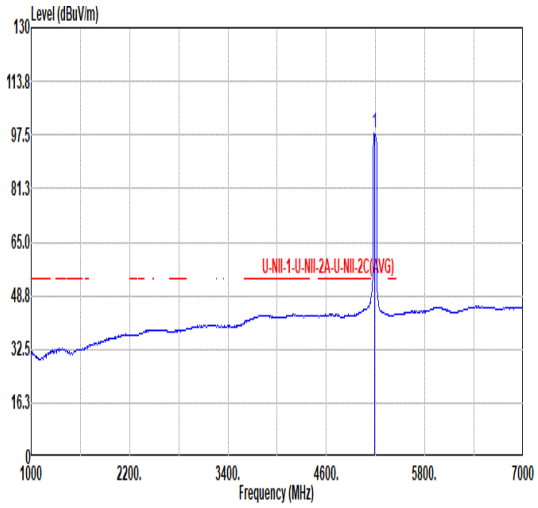 Freq Level Limit Line Over Limit Read Level Ant Factor Cable Loss Preamp Factor Aux Factor APos TPos Remark MHz dBuV/m dBuV/m dB dBuV dB/m dB dB dB cm deg 1 5190.00 97.91 ------ ------ 85.78 34.20 9.81 31.88 0.00 100 322 AVERAGE

Mode	7	
	Band Edge - R	
	U-NII-1_5.15-5.25_802.11ax HE40_CH38_Full_5190MHz	
ANT	CDD 8+5	
Pol.	Horizontal	Fundamental
Peak	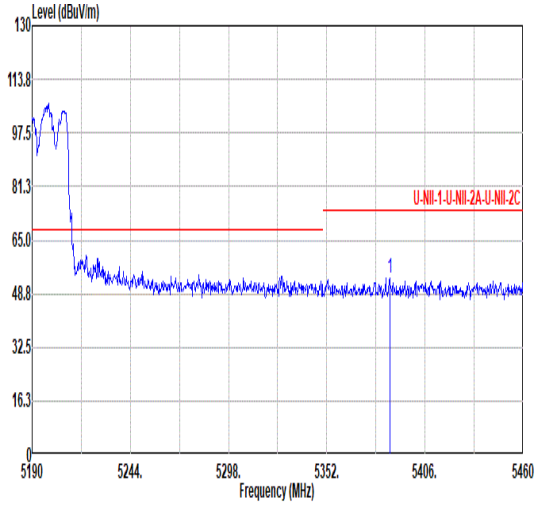 Freq Level Limit Line Over Limit Read Level Ant Factor Cable Loss Preamp Factor Aux Factor APos TPos Remark MHz dBuV/m dBuV/m dB dBuV dB/m dB dB dB cm deg 1 5386.56 53.68 74.00 -20.32 40.84 34.67 9.93 31.76 0.00 100 322 PEAK	Blank
Avg	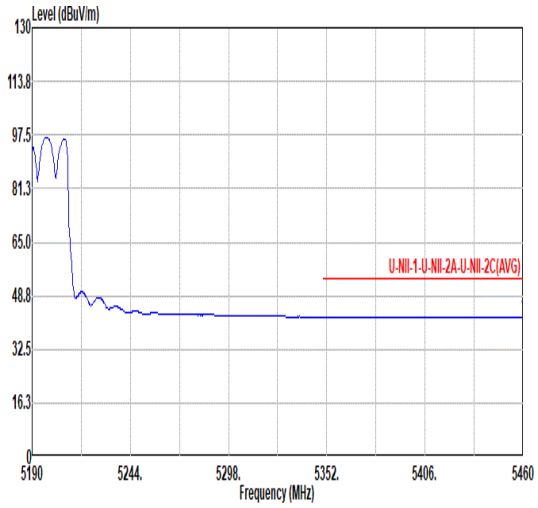 Freq Level Limit Line Over Limit Read Level Ant Factor Cable Loss Preamp Factor Aux Factor APos TPos Remark MHz dBuV/m dBuV/m dB dBuV dB/m dB dB dB cm deg 1 5460.00 42.40 54.00 -11.60 29.32 34.78 10.03 31.73 0.00 100 322 AVERAGE	Blank

Mode	7	
	Band Edge - L	
	U-NII-1_5.15-5.25_802.11ax HE40_CH38_Full_5190MHz	
ANT	CDD 8+5	
Pol.	Vertical	Fundamental
Peak	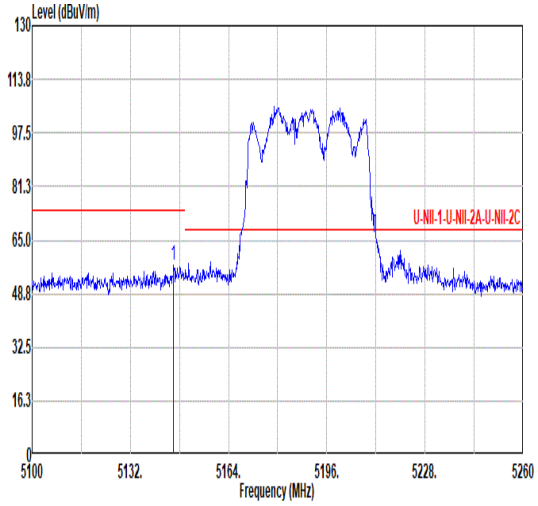 Freq Level Limit Line Over Limit Read Level Ant Factor Cable Loss Preamp Factor Aux Factor APos TPos Remark MHz dBuV/m dBuV/m dB dBuV dB/m dB dB dB cm deg 1 5146.08 57.60 74.00 -16.40 45.52 34.19 9.78 31.89 0.00 100 329 PEAK	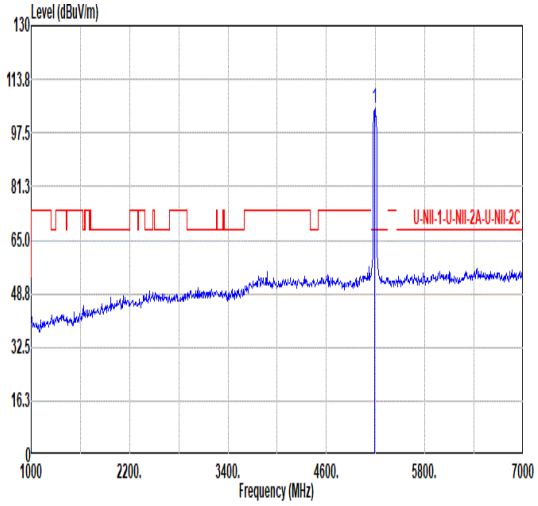 Freq Level Limit Line Over Limit Read Level Ant Factor Cable Loss Preamp Factor Aux Factor APos TPos Remark MHz dBuV/m dBuV/m dB dBuV dB/m dB dB dB cm deg 1 5190.00 105.03 ------ ------ 92.86 34.20 9.83 31.86 0.00 100 329 PEAK
Avg	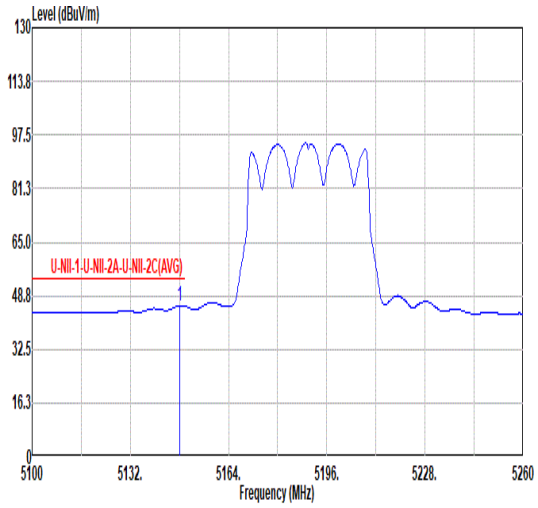 Freq Level Limit Line Over Limit Read Level Ant Factor Cable Loss Preamp Factor Aux Factor APos TPos Remark MHz dBuV/m dBuV/m dB dBuV dB/m dB dB dB cm deg 1 5148.16 45.84 54.00 -8.16 33.74 34.20 9.79 31.89 0.00 100 329 AVERAGE	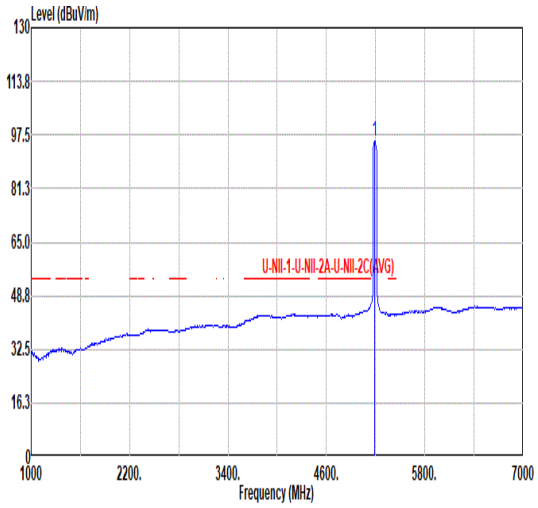 Freq Level Limit Line Over Limit Read Level Ant Factor Cable Loss Preamp Factor Aux Factor APos TPos Remark MHz dBuV/m dBuV/m dB dBuV dB/m dB dB dB cm deg 1 5190.00 95.54 ------ ------ 83.39 34.20 9.82 31.87 0.00 100 329 AVERAGE

Mode	7	
	Band Edge - R	
	U-NII-1_5.15-5.25_802.11ax HE40_CH38_Full_5190MHz	
ANT	CDD 8+5	
Pol.	Vertical	Fundamental
Peak	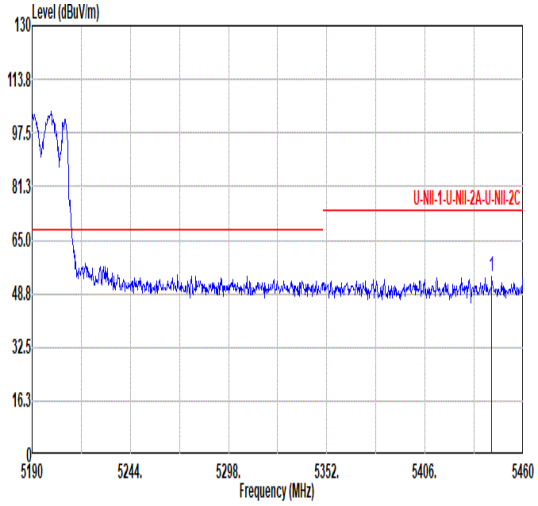 Freq Level Limit Line Over Limit Read Level Ant Factor Cable Loss Preamp Factor Aux Factor APos TPos Remark MHz dBuV/m dBuV/m dB dBuV dB/m dB dB dB cm deg 1 5442.72 53.80 74.00 -20.20 40.74 34.79 10.00 31.73 0.00 100 329 PEAK	Blank
Avg	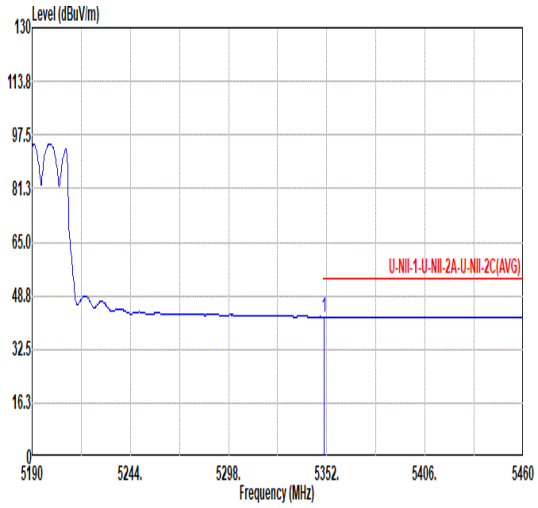 Freq Level Limit Line Over Limit Read Level Ant Factor Cable Loss Preamp Factor Aux Factor APos TPos Remark MHz dBuV/m dBuV/m dB dBuV dB/m dB dB dB cm deg 1 5350.38 42.42 54.00 -11.58 29.69 34.60 9.91 31.78 0.00 100 329 AVERAGE	Blank

Mode	7	
	Harmonic	
	U-NII-1_5.15-5.25_802.11ax HE40_CH38_Full_5190MHz	
ANT	CDD 8+5	
Pol.	Horizontal	Vertical
Peak Avg	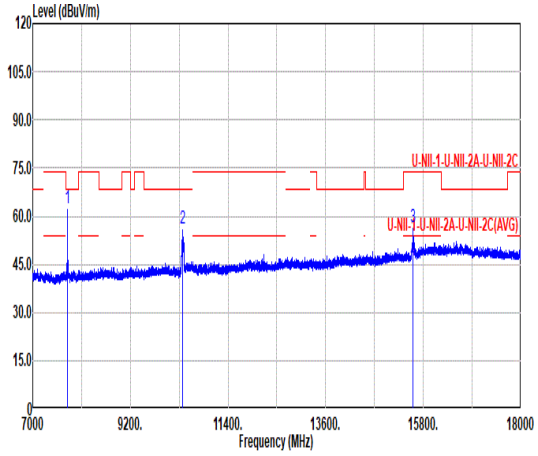 Freq Level Limit Line Over Limit Read Level Ant Factor Cable Loss Preamp Factor Aux Factor APos TPos Remark MHz dBuV/m dBuV/m dB dBuV dB/m dB dB dB cm deg 1 7785.00 62.54 68.20 -5.66 75.09 35.90 12.14 60.59 0.00 100 45 PEAK 2 10380.00 56.27 68.20 -11.93 65.95 37.46 14.14 61.28 0.00 100 12 PEAK 3 15570.00 56.76 74.00 -17.24 59.03 40.14 17.53 59.94 0.00 100 33 PEAK 4 15570.00 46.09 54.00 -7.91 48.35 40.14 17.53 59.93 0.00 100 33 AVERAGE	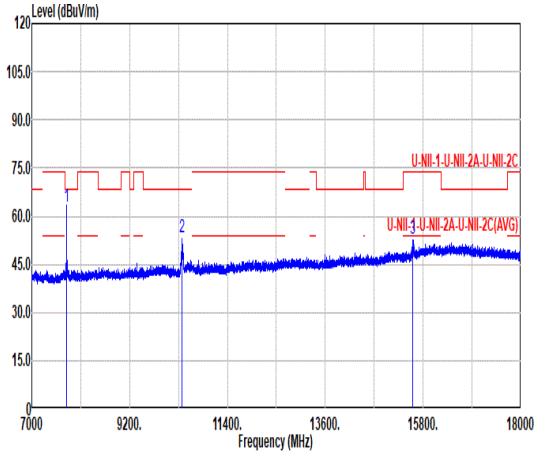 Freq Level Limit Line Over Limit Read Level Ant Factor Cable Loss Preamp Factor Aux Factor APos TPos Remark MHz dBuV/m dBuV/m dB dBuV dB/m dB dB dB cm deg 1 7785.00 62.96 68.20 -5.24 75.51 35.90 12.14 60.59 0.00 100 95 PEAK 2 10380.00 53.41 68.20 -14.79 63.09 37.46 14.14 61.28 0.00 100 42 PEAK 3 15570.00 52.77 74.00 -21.23 55.04 40.14 17.53 59.94 0.00 216 305 PEAK 4 15570.00 45.82 54.00 -8.18 48.09 40.14 17.53 59.94 0.00 216 305 AVERAGE

Mode	8	
	Band Edge - L	
	U-NII-1_5.15-5.25_802.11ax HE40_CH46_Full_5230MHz	
ANT	CDD 8+5	
Pol.	Horizontal	Fundamental
Peak	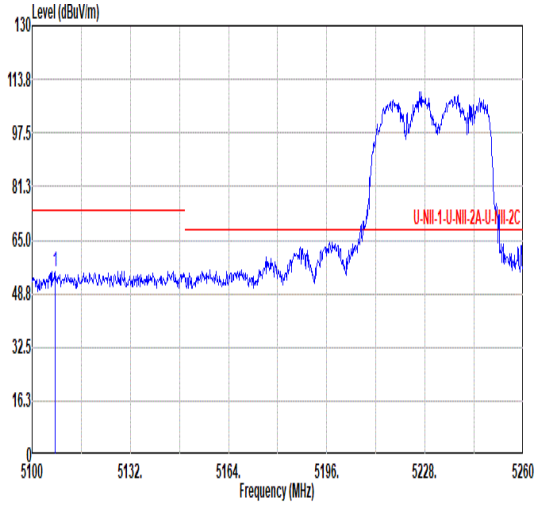 Freq Level Limit Line Over Limit Read Level Ant Factor Cable Loss Preamp Factor Aux Factor APos TPos Remark MHz dBuV/m dBuV/m dB dBuV dB/m dB dB dB cm deg 1 5107.52 55.64 74.00 -18.36 43.68 34.12 9.75 31.91 0.00 300 338 PEAK	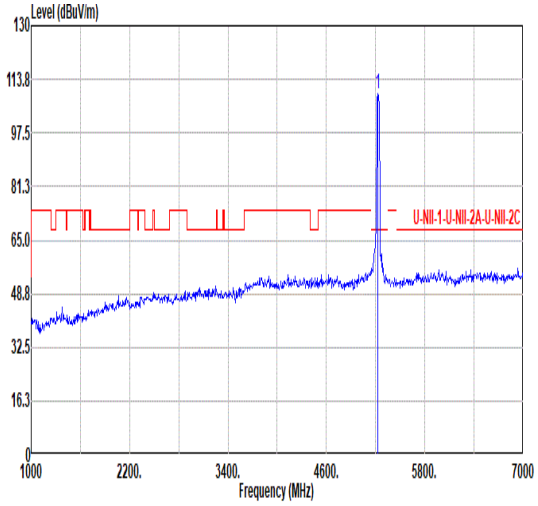 Freq Level Limit Line Over Limit Read Level Ant Factor Cable Loss Preamp Factor Aux Factor APos TPos Remark MHz dBuV/m dBuV/m dB dBuV dB/m dB dB dB cm deg 1 5230.00 109.22 ------ ------ 96.98 34.25 9.84 31.85 0.00 300 338 PEAK
Avg	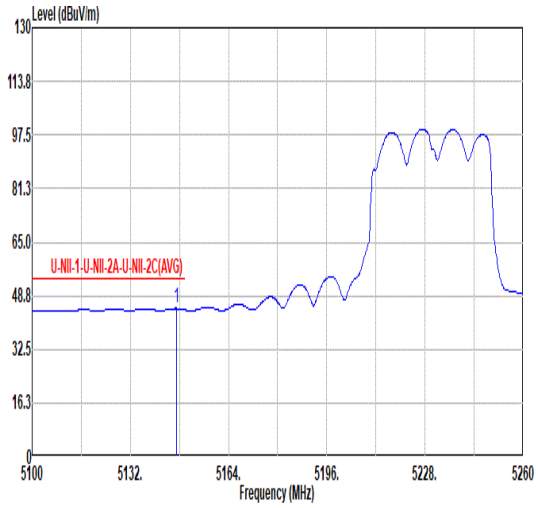 Freq Level Limit Line Over Limit Read Level Ant Factor Cable Loss Preamp Factor Aux Factor APos TPos Remark MHz dBuV/m dBuV/m dB dBuV dB/m dB dB dB cm deg 1 5147.04 44.90 54.00 -9.10 32.82 34.19 9.78 31.89 0.00 300 338 AVERAGE	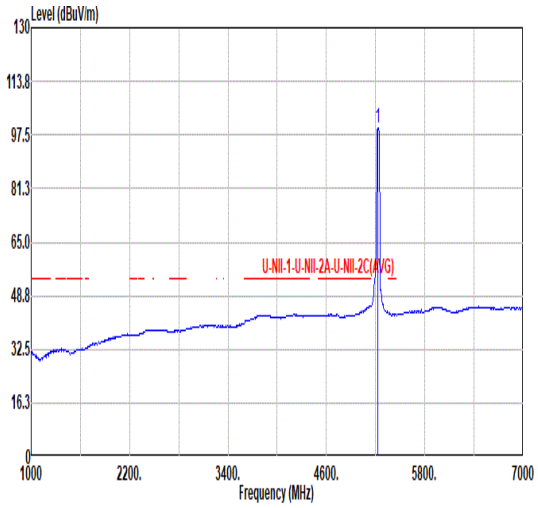 Freq Level Limit Line Over Limit Read Level Ant Factor Cable Loss Preamp Factor Aux Factor APos TPos Remark MHz dBuV/m dBuV/m dB dBuV dB/m dB dB dB cm deg 1 5230.00 99.83 ------ ------ 87.57 34.26 9.85 31.85 0.00 300 338 AVERAGE

Mode	8	
	Band Edge - R	
	U-NII-1_5.15-5.25_802.11ax HE40_CH46_Full_5230MHz	
ANT	CDD 8+5	
Pol.	Horizontal	Fundamental
Peak	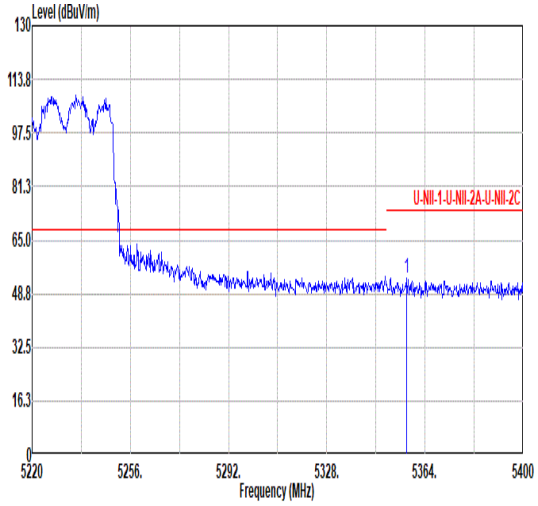 Freq Level Limit Line Over Limit Read Level Ant Factor Cable Loss Preamp Factor Aux Factor APos TPos Remark MHz dBuV/m dBuV/m dB dBuV dB/m dB dB dB cm deg 1 5357.16 53.38 74.00 -20.62 40.63 34.61 9.92 31.78 0.00 300 338 PEAK	Blank
Avg	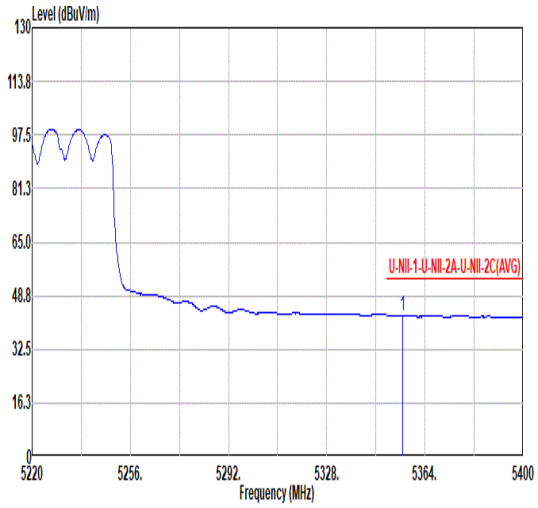 Freq Level Limit Line Over Limit Read Level Ant Factor Cable Loss Preamp Factor Aux Factor APos TPos Remark MHz dBuV/m dBuV/m dB dBuV dB/m dB dB dB cm deg 1 5355.72 42.92 54.00 -11.08 30.18 34.61 9.91 31.78 0.00 300 338 AVERAGE	Blank

Mode	8	
	Band Edge - L	
	U-NII-1_5.15-5.25_802.11ax HE40_CH46_Full_5230MHz	
ANT	CDD 8+5	
Pol.	Vertical	Fundamental
Peak	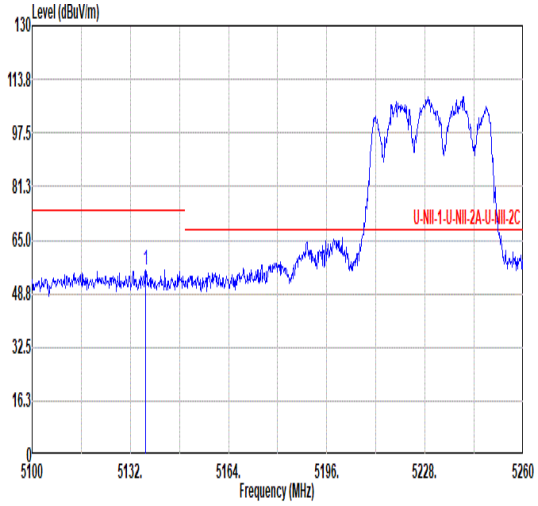 Freq Level Limit Line Over Limit Read Level Ant Factor Cable Loss Preamp Factor Aux Factor APos TPos Remark MHz dBuV/m dBuV/m dB dBuV dB/m dB dB dB cm deg 1 5136.96 56.03 74.00 -17.97 43.98 34.17 9.78 31.90 0.00 106 333 PEAK	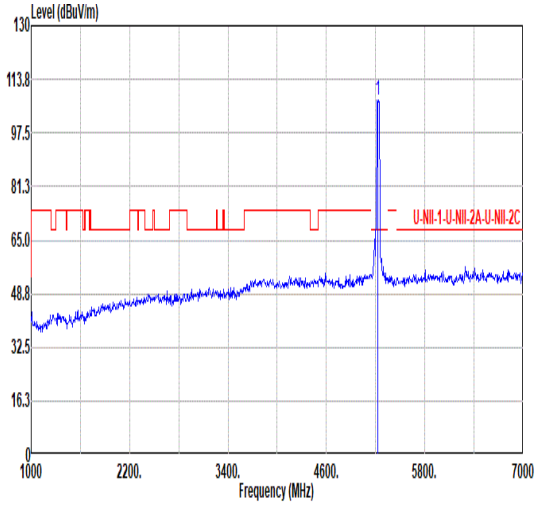 Freq Level Limit Line Over Limit Read Level Ant Factor Cable Loss Preamp Factor Aux Factor APos TPos Remark MHz dBuV/m dBuV/m dB dBuV dB/m dB dB dB cm deg 1 5230.00 107.54 ------ ------ 95.31 34.24 9.84 31.85 0.00 106 333 PEAK
Avg	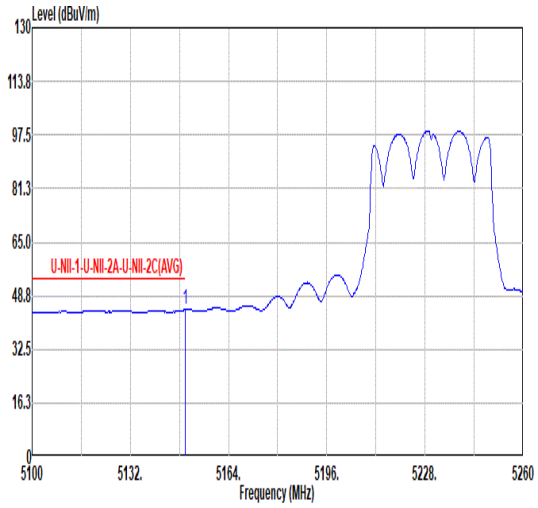 Freq Level Limit Line Over Limit Read Level Ant Factor Cable Loss Preamp Factor Aux Factor APos TPos Remark MHz dBuV/m dBuV/m dB dBuV dB/m dB dB dB cm deg 1 5149.92 44.45 54.00 -9.55 32.35 34.20 9.79 31.89 0.00 106 333 AVERAGE	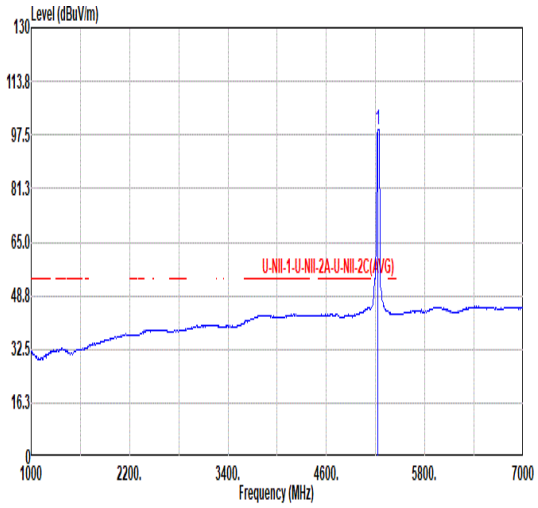 Freq Level Limit Line Over Limit Read Level Ant Factor Cable Loss Preamp Factor Aux Factor APos TPos Remark MHz dBuV/m dBuV/m dB dBuV dB/m dB dB dB cm deg 1 5230.00 99.20 ------ ------ 86.94 34.26 9.85 31.85 0.00 106 333 AVERAGE

Mode	8	
	Band Edge - R	
	U-NII-1_5.15-5.25_802.11ax HE40_CH46_Full_5230MHz	
ANT	CDD 8+5	
Pol.	Vertical	Fundamental
Peak	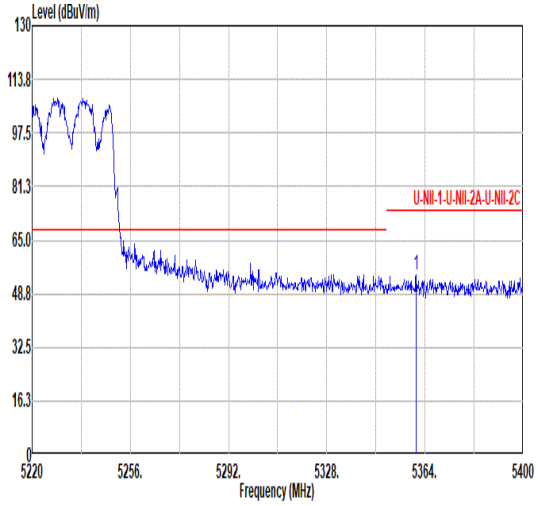 Freq Level Limit Line Over Limit Read Level Ant Factor Cable Loss Preamp Factor Aux Factor APos TPos Remark MHz dBuV/m dBuV/m dB dBuV dB/m dB dB dB cm deg 1 5360.76 54.62 74.00 -19.38 41.86 34.62 9.92 31.78 0.00 106 333 PEAK	Blank
Avg	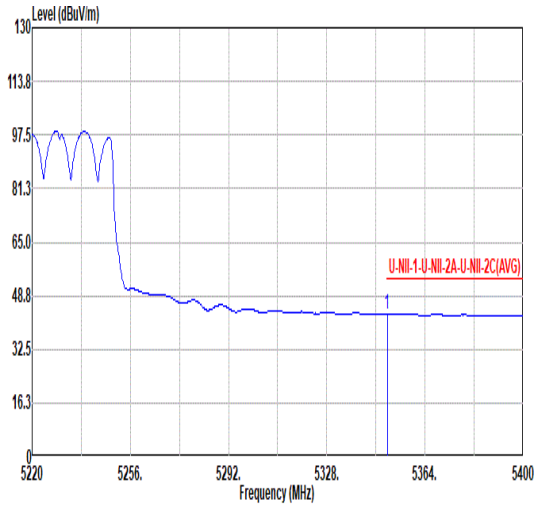 Freq Level Limit Line Over Limit Read Level Ant Factor Cable Loss Preamp Factor Aux Factor APos TPos Remark MHz dBuV/m dBuV/m dB dBuV dB/m dB dB dB cm deg 1 5350.14 43.34 54.00 -10.66 30.61 34.60 9.91 31.78 0.00 106 333 AVERAGE	Blank

Mode	8	
	Harmonic	
	U-NII-1_5.15-5.25_802.11ax HE40_CH46_Full_5230MHz	
ANT	CDD 8+5	
Pol.	Horizontal	Vertical
Peak Avg	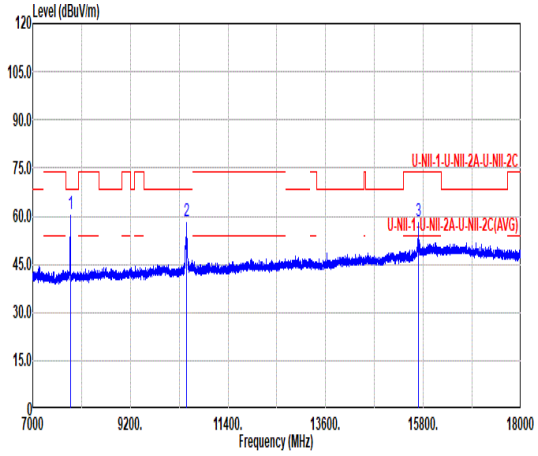 Freq Level Limit Line Over Limit Read Level Ant Factor Cable Loss Preamp Factor Aux Factor APos TPos Remark MHz dBuV/m dBuV/m dB dBuV dB/m dB dB dB cm deg 1 7845.00 60.62 68.20 -7.58 72.98 35.90 12.21 60.47 0.00 100 44 PEAK 2 10460.00 58.26 68.20 -9.94 67.71 37.62 14.20 61.27 0.00 110 0 PEAK 3 15690.00 58.26 74.00 -15.74 60.06 40.38 17.59 59.77 0.00 101 32 PEAK 4 15690.00 46.05 54.00 -7.95 47.83 40.39 17.59 59.76 0.00 101 32 AVERAGE	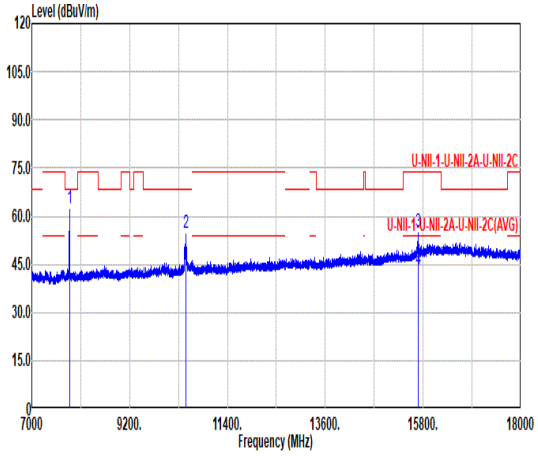 Freq Level Limit Line Over Limit Read Level Ant Factor Cable Loss Preamp Factor Aux Factor APos TPos Remark MHz dBuV/m dBuV/m dB dBuV dB/m dB dB dB cm deg 1 7845.00 62.46 68.20 -5.74 74.82 35.90 12.21 60.47 0.00 100 93 PEAK 2 10460.00 54.85 68.20 -13.35 64.30 37.62 14.20 61.27 0.00 100 337 PEAK 3 15690.00 55.07 74.00 -18.93 56.87 40.38 17.59 59.77 0.00 245 360 PEAK 4 15690.00 43.58 54.00 -10.42 45.36 40.39 17.59 59.76 0.00 245 360 AVERAGE

Mode	9	
	Band Edge - L	
	U-NII-1_5.15-5.25_802.11ax HE80_CH42_Full_5210MHz	
ANT	CDD 8+5	
Pol.	Horizontal	Fundamental
Peak	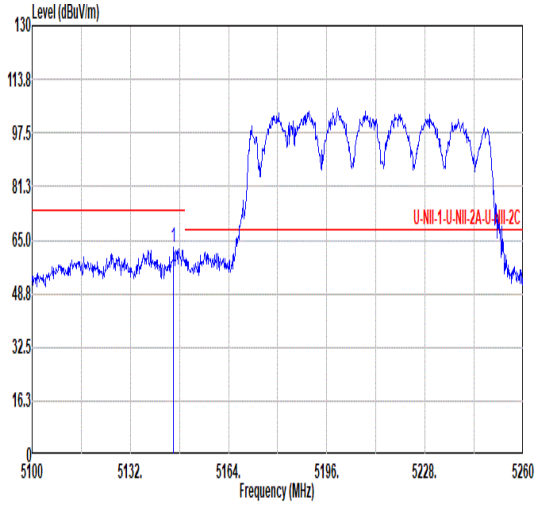 Freq Level Limit Line Over Limit Read Level Ant Factor Cable Loss Preamp Factor Aux Factor APos TPos Remark MHz dBuV/m dBuV/m dB dBuV dB/m dB dB dB cm deg 1 5146.08 62.58 74.00 -11.42 50.50 34.19 9.78 31.89 0.00 201 320 PEAK	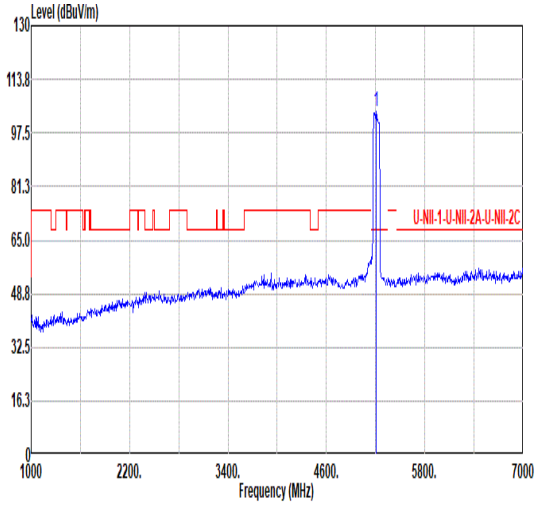 Freq Level Limit Line Over Limit Read Level Ant Factor Cable Loss Preamp Factor Aux Factor APos TPos Remark MHz dBuV/m dBuV/m dB dBuV dB/m dB dB dB cm deg 1 5210.00 103.93 ------ ------ 91.75 34.21 9.83 31.86 0.00 201 320 PEAK
Avg	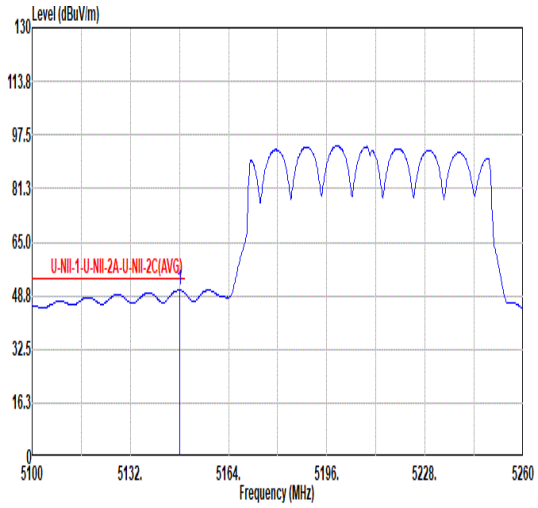 Freq Level Limit Line Over Limit Read Level Ant Factor Cable Loss Preamp Factor Aux Factor APos TPos Remark MHz dBuV/m dBuV/m dB dBuV dB/m dB dB dB cm deg 1 5148.00 50.48 54.00 -3.52 38.39 34.20 9.78 31.89 0.00 201 320 AVERAGE	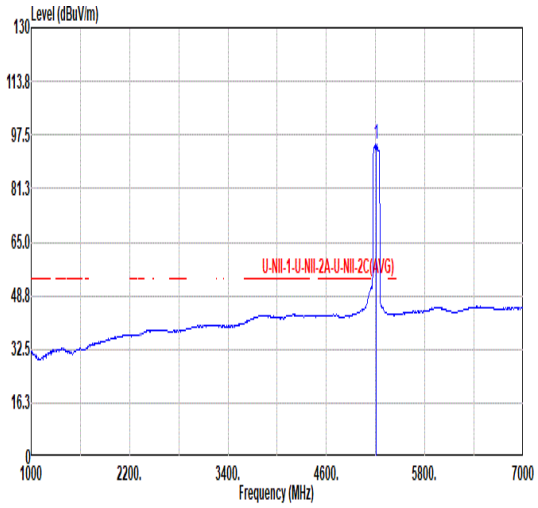 Freq Level Limit Line Over Limit Read Level Ant Factor Cable Loss Preamp Factor Aux Factor APos TPos Remark MHz dBuV/m dBuV/m dB dBuV dB/m dB dB dB cm deg 1 5210.00 94.71 ------ ------ 82.54 34.20 9.83 31.86 0.00 201 320 AVERAGE

Mode	9	
	Band Edge - R	
	U-NII-1_5.15-5.25_802.11ax HE80_CH42_Full_5210MHz	
ANT	CDD 8+5	
Pol.	Horizontal	Fundamental
Peak	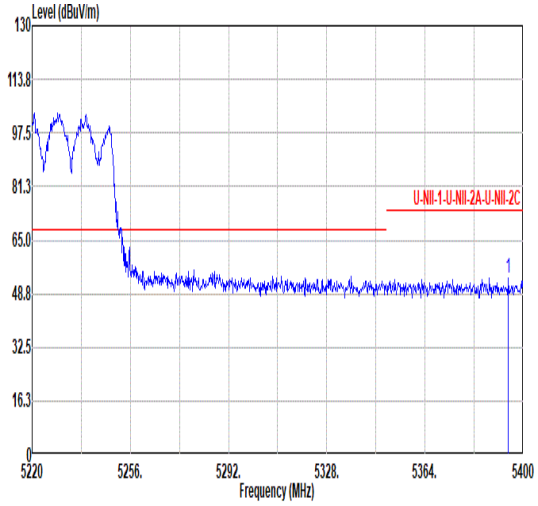 Freq Level Limit Line Over Limit Read Level Ant Factor Cable Loss Preamp Factor Aux Factor APos TPos Remark MHz dBuV/m dBuV/m dB dBuV dB/m dB dB dB cm deg 1 5394.60 53.59 74.00 -20.41 40.72 34.69 9.94 31.76 0.00 201 320 PEAK	Blank
Avg	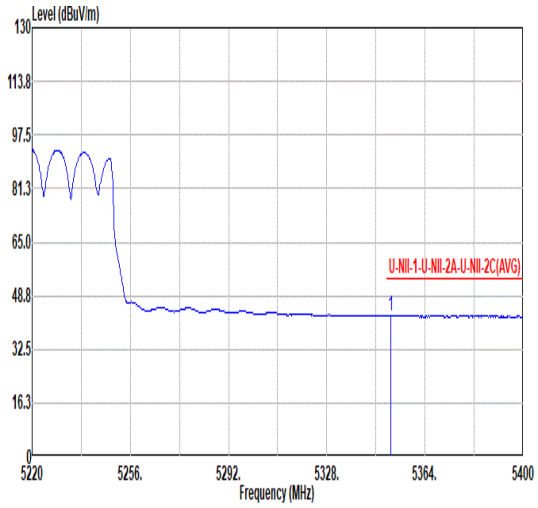 Freq Level Limit Line Over Limit Read Level Ant Factor Cable Loss Preamp Factor Aux Factor APos TPos Remark MHz dBuV/m dBuV/m dB dBuV dB/m dB dB dB cm deg 1 5351.40 42.68 54.00 -11.32 29.95 34.60 9.91 31.78 0.00 201 320 AVERAGE	Blank

Mode	9	
	Band Edge - L	
	U-NII-1_5.15-5.25_802.11ax HE80_CH42_Full_5210MHz	
ANT	CDD 8+5	
Pol.	Vertical	Fundamental
Peak	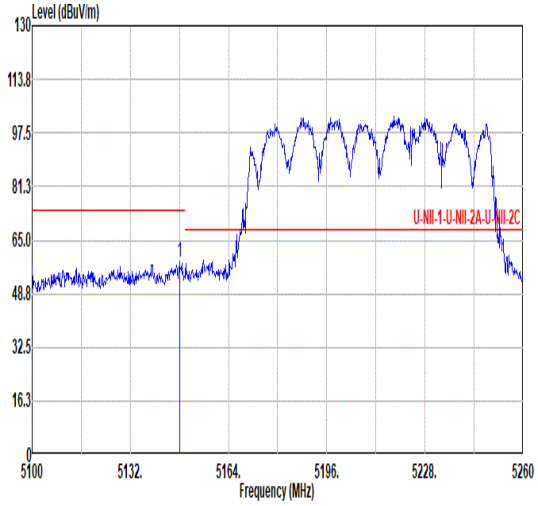 Freq Level Limit Line Over Limit Read Level Ant Factor Cable Loss Preamp Factor Aux Factor APos TPos Remark MHz dBuV/m dBuV/m dB dBuV dB/m dB dB dB cm deg 1 5148.00 58.16 74.00 -15.84 46.07 34.20 9.78 31.89 0.00 100 340 PEAK	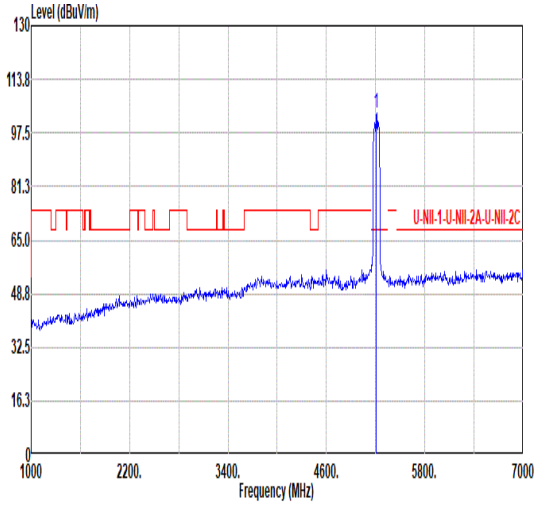 Freq Level Limit Line Over Limit Read Level Ant Factor Cable Loss Preamp Factor Aux Factor APos TPos Remark MHz dBuV/m dBuV/m dB dBuV dB/m dB dB dB cm deg 1 5210.00 103.33 ------ ------ 91.10 34.24 9.84 31.85 0.00 100 340 PEAK
Avg	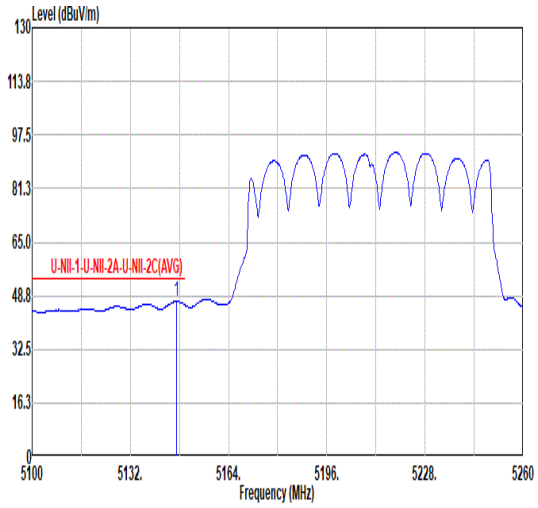 Freq Level Limit Line Over Limit Read Level Ant Factor Cable Loss Preamp Factor Aux Factor APos TPos Remark MHz dBuV/m dBuV/m dB dBuV dB/m dB dB dB cm deg 1 5147.04 47.00 54.00 -7.00 34.92 34.19 9.78 31.89 0.00 100 340 AVERAGE	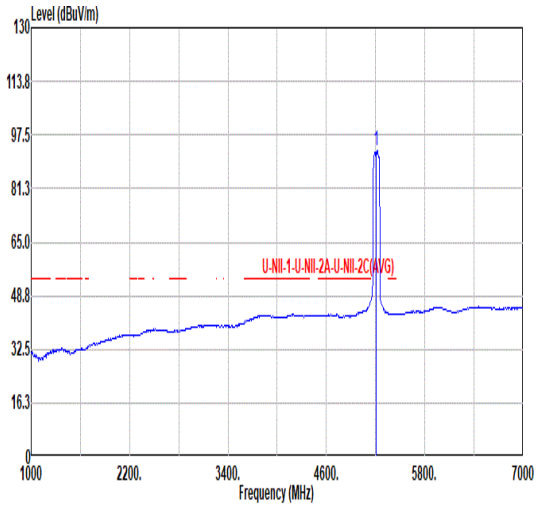 Freq Level Limit Line Over Limit Read Level Ant Factor Cable Loss Preamp Factor Aux Factor APos TPos Remark MHz dBuV/m dBuV/m dB dBuV dB/m dB dB dB cm deg 1 5210.00 92.68 ------ ------ 80.45 34.24 9.84 31.85 0.00 100 340 AVERAGE

Mode	9	
	Band Edge - R	
	U-NII-1_5.15-5.25_802.11ax HE80_CH42_Full_5210MHz	
ANT	CDD 8+5	
Pol.	Vertical	Fundamental
Peak	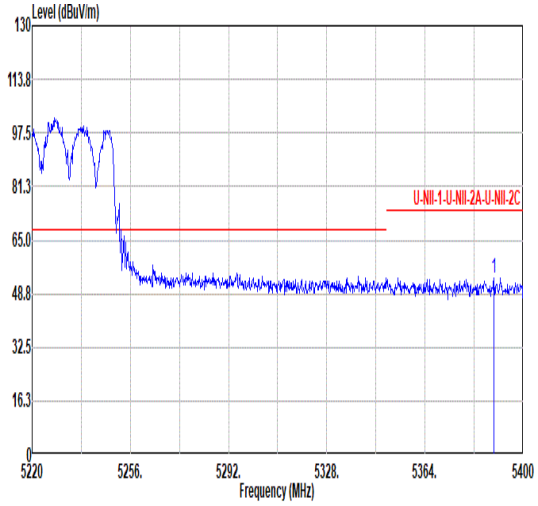 Freq Level Limit Line Over Limit Read Level Ant Factor Cable Loss Preamp Factor Aux Factor APos TPos Remark MHz dBuV/m dBuV/m dB dBuV dB/m dB dB dB cm deg 1 5389.20 53.49 74.00 -20.51 40.64 34.68 9.93 31.76 0.00 100 340 PEAK	Blank
Avg	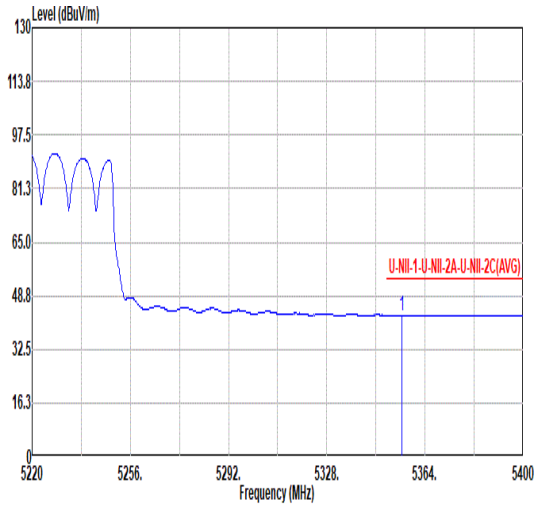 Freq Level Limit Line Over Limit Read Level Ant Factor Cable Loss Preamp Factor Aux Factor APos TPos Remark MHz dBuV/m dBuV/m dB dBuV dB/m dB dB dB cm deg 1 5355.54 42.88 54.00 -11.12 30.14 34.61 9.91 31.78 0.00 100 340 AVERAGE	Blank

Mode	9	
	Harmonic	
	U-NII-1_5.15-5.25_802.11ax HE80_CH42_Full_5210MHz	
ANT	CDD 8+5	
Pol.	Horizontal	Vertical
Peak Avg	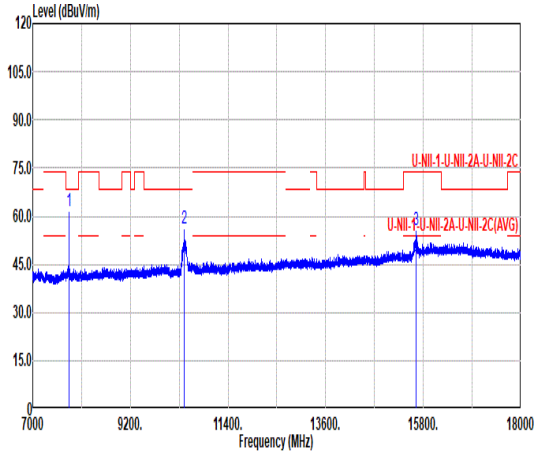 Freq Level Limit Line Over Limit Read Level Ant Factor Cable Loss Preamp Factor Aux Factor APos TPos Remark MHz dBuV/m dBuV/m dB dBuV dB/m dB dB dB cm deg 1 7815.00 61.43 68.20 -6.77 73.89 35.90 12.17 60.53 0.00 100 46 PEAK 2 10420.00 56.11 68.20 -12.09 65.67 37.54 14.17 61.27 0.00 113 4 PEAK 3 15630.00 55.86 74.00 -18.14 57.89 40.26 17.56 59.85 0.00 100 29 PEAK 4 15630.00 46.42 54.00 -7.58 48.52 40.23 17.55 59.88 0.00 100 29 AVERAGE	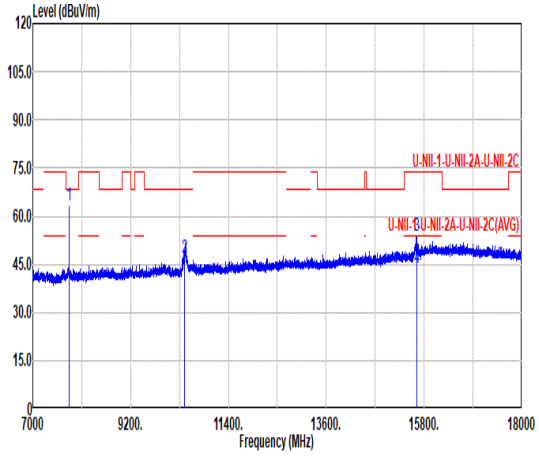 Freq Level Limit Line Over Limit Read Level Ant Factor Cable Loss Preamp Factor Aux Factor APos TPos Remark MHz dBuV/m dBuV/m dB dBuV dB/m dB dB dB cm deg 1 7815.00 63.50 68.20 -4.70 75.96 35.90 12.17 60.53 0.00 100 90 PEAK 2 10420.00 47.27 68.20 -20.93 56.83 37.54 14.17 61.27 0.00 --- --- PEAK 3 15630.00 53.80 74.00 -20.20 55.83 40.26 17.56 59.85 0.00 259 5 PEAK 4 15630.00 43.85 54.00 -10.15 45.90 40.25 17.56 59.86 0.00 259 5 AVERAGE

Mode	10	
	Band Edge	
	U-NII-1_5.15-5.25_802.11ax HE20_CH36_RU26/0_5180MHz	
ANT	CDD 8+5	
Pol.	Horizontal	Fundamental
Peak	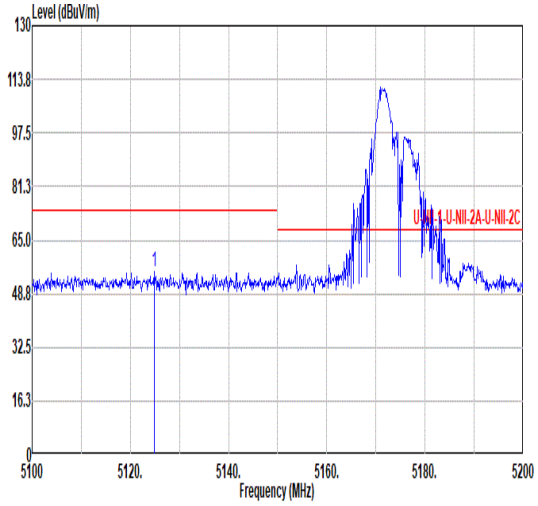 Freq Level Limit Line Over Limit Read Level Ant Factor Cable Loss Preamp Factor Aux Factor APos TPos Remark 1 5124.90 55.35 74.00 -18.65 43.34 34.15 9.76 31.90 0.00 227 302 PEAK	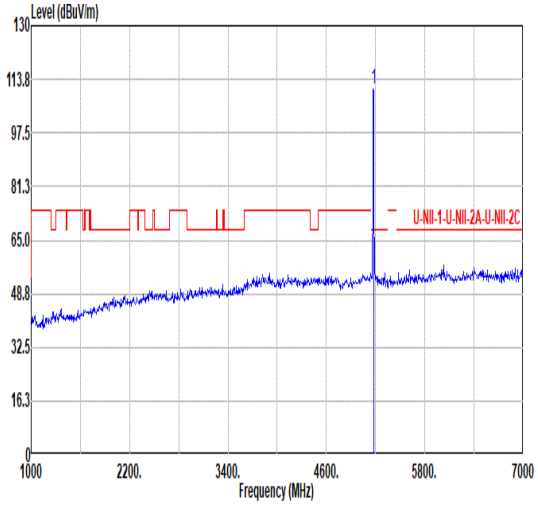 Freq Level Limit Line Over Limit Read Level Ant Factor Cable Loss Preamp Factor Aux Factor APos TPos Remark 1 5180.00 110.67 ------ ------ 98.55 34.20 9.80 31.88 0.00 227 302 PEAK
Avg	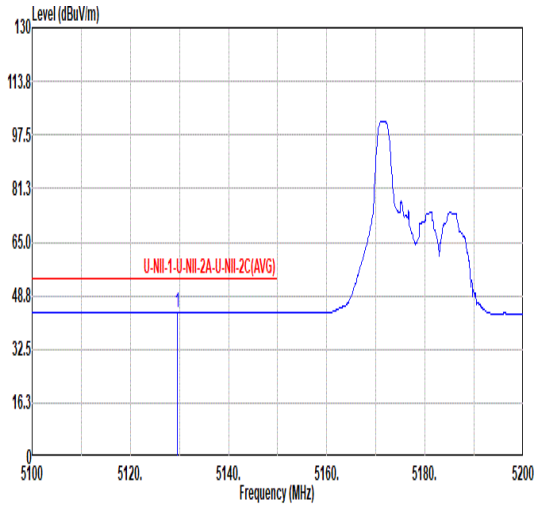 Freq Level Limit Line Over Limit Read Level Ant Factor Cable Loss Preamp Factor Aux Factor APos TPos Remark 1 5129.50 43.71 54.00 -10.29 31.68 34.16 9.77 31.90 0.00 227 302 AVERAGE	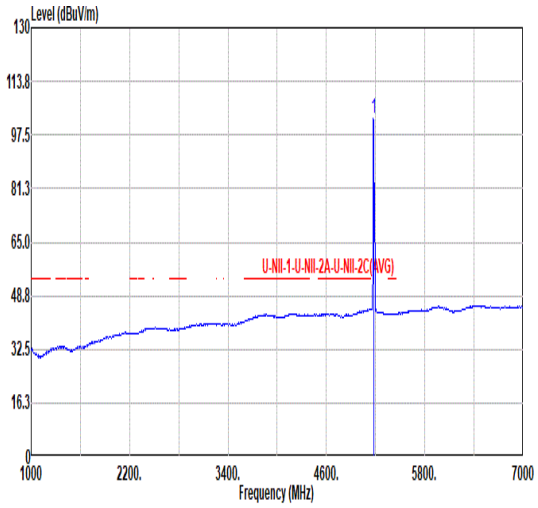 Freq Level Limit Line Over Limit Read Level Ant Factor Cable Loss Preamp Factor Aux Factor APos TPos Remark 1 5180.00 102.29 ------ ------ 90.17 34.20 9.80 31.88 0.00 227 302 AVERAGE