Mode	28	
	Band Edge - L	
	U-NII-2C_5.47-5.725_802.11ac VHT80_CH106_5530MHz	
ANT	5	
Pol.	Vertical	Fundamental
Peak	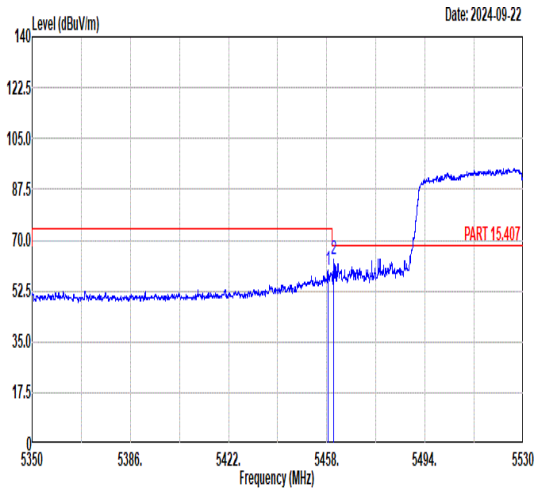 Freq Level Limit Line Margin (dB) Read Level Ant Factor Cable Loss Preamp Factor APos TPos Remark MHz dBuV/m dBuV/m dBuV dB/m dB dB cm deg 1 5458.47 59.59 74.00 -14.41 45.83 34.81 11.11 32.16 200 52 PEAK 2 5460.43 63.18 68.30 -5.12 49.42 34.81 11.12 32.17 200 52 PEAK	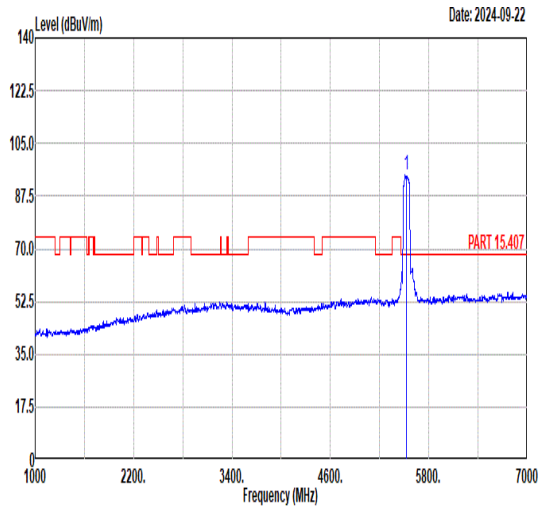 Freq Level Limit Line Margin (dB) Read Level Ant Factor Cable Loss Preamp Factor APos TPos Remark MHz dBuV/m dBuV/m dBuV dB/m dB dB cm deg 1 5530.00 94.37 ------ ------ 80.46 34.81 11.32 32.22 200 52 PEAK
Avg	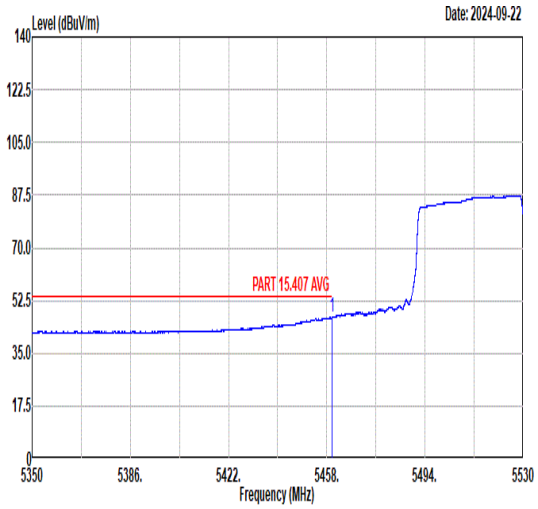 Freq Level Limit Line Margin (dB) Read Level Ant Factor Cable Loss Preamp Factor APos TPos Remark MHz dBuV/m dBuV/m dBuV dB/m dB dB cm deg 1 5460.00 46.86 54.00 -7.14 33.10 34.81 11.12 32.17 200 52 AVERAGE	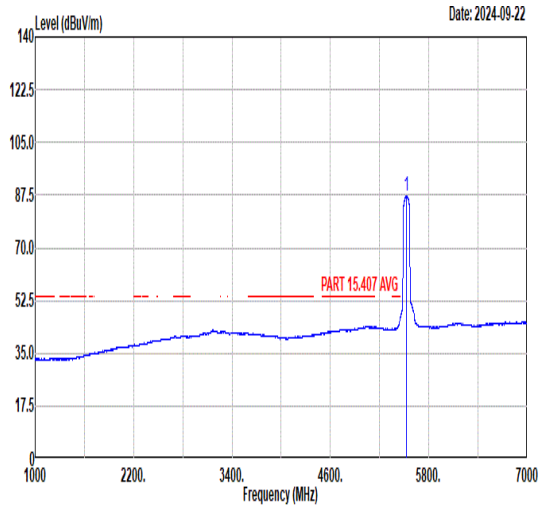 Freq Level Limit Line Margin (dB) Read Level Ant Factor Cable Loss Preamp Factor APos TPos Remark MHz dBuV/m dBuV/m dBuV dB/m dB dB cm deg 1 5530.00 87.16 ------ ------ 73.14 34.84 11.41 32.23 200 52 AVERAGE

Mode	28	
	Band Edge - R	
	U-NII-2C_5.47-5.725_802.11ac VHT80_CH106_5530MHz	
ANT	5	
Pol.	Vertical	Fundamental
Peak	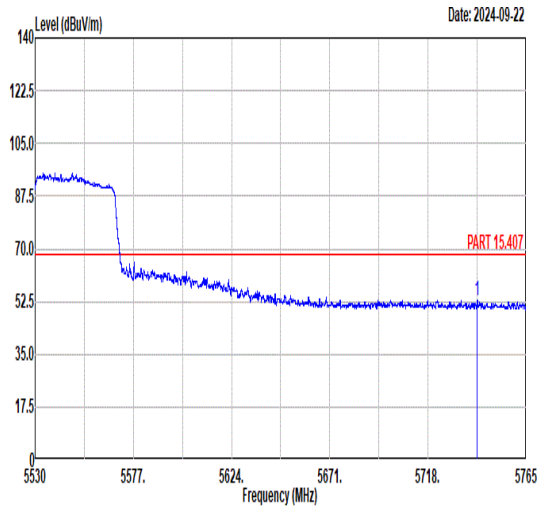 Freq Level Limit Line Margin (dB) Read Level Ant Factor Cable Loss Preamp Factor APos TPos Remark MHz dBuV/m dBuV/m dBuV dB/m dB dB cm deg 1 5741.62 53.02 68.30 -15.28 38.63 35.14 11.65 32.40 200 52 PEAK	Blank

Mode	29	
	Band Edge - L	
	U-NII-2C_5.47-5.725_802.11ac VHT80_CH122_5610MHz	
ANT	5	
Pol.	Horizontal	Fundamental
Peak	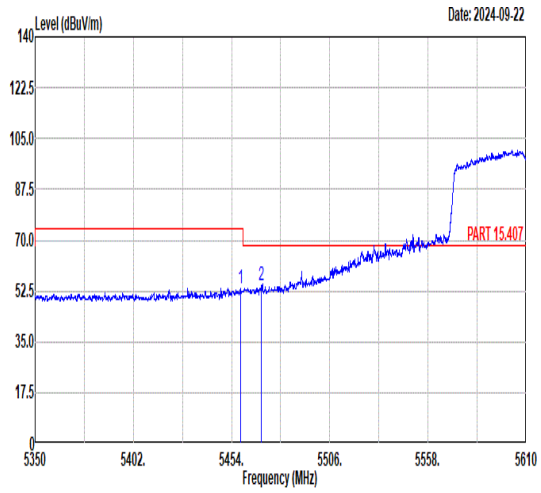 Freq Level Limit Line Margin (dB) Read Level Ant Factor Cable Loss Preamp Factor APos TPos Remark MHz dBuV/m dBuV/m dBuV dB/m dB dB cm deg 1 5458.81 53.48 74.00 -20.52 39.71 34.81 11.12 32.16 238 0 PEAK 2 5469.91 54.25 68.30 -14.05 40.46 34.81 11.16 32.18 238 0 PEAK	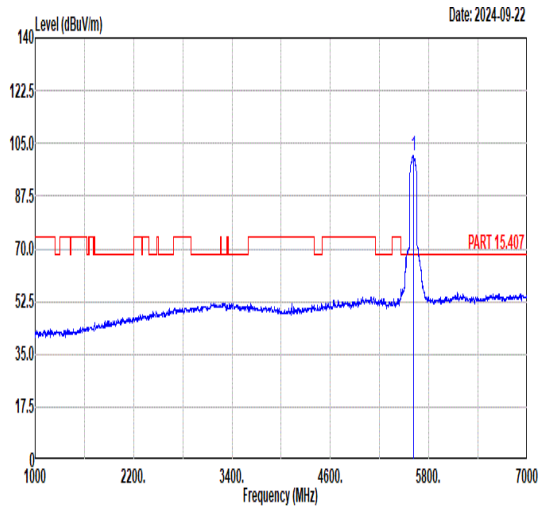 Freq Level Limit Line Margin (dB) Read Level Ant Factor Cable Loss Preamp Factor APos TPos Remark MHz dBuV/m dBuV/m dBuV dB/m dB dB cm deg 1 5610.00 100.70 ------ ------ 86.33 34.96 11.71 32.30 238 0 PEAK
Avg	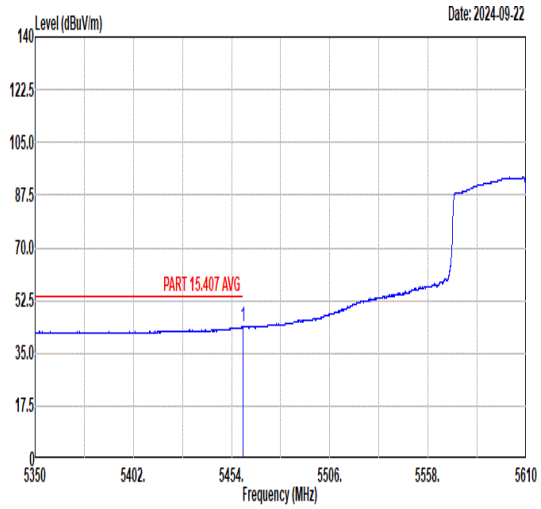 Freq Level Limit Line Margin (dB) Read Level Ant Factor Cable Loss Preamp Factor APos TPos Remark MHz dBuV/m dBuV/m dBuV dB/m dB dB cm deg 1 5459.98 43.66 54.00 -10.34 29.90 34.81 11.12 32.17 238 0 AVERAGE	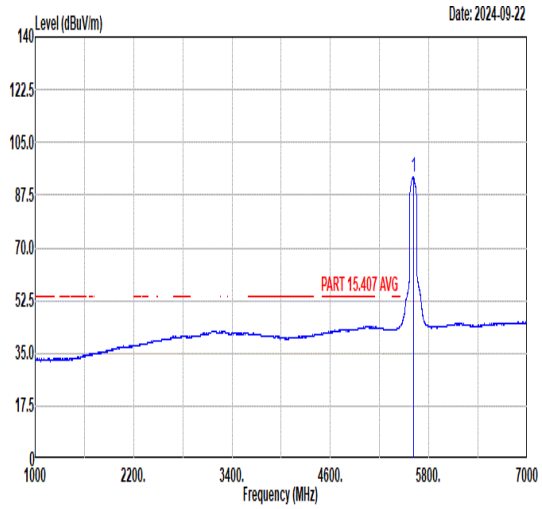 Freq Level Limit Line Margin (dB) Read Level Ant Factor Cable Loss Preamp Factor APos TPos Remark MHz dBuV/m dBuV/m dBuV dB/m dB dB cm deg 1 5610.00 93.65 ------ ------ 79.28 34.96 11.71 32.30 238 0 AVERAGE

Mode	29	
	Band Edge - R	
	U-NII-2C_5.47-5.725_802.11ac VHT80_CH122_5610MHz	
ANT	5	
Pol.	Horizontal	Fundamental
Peak	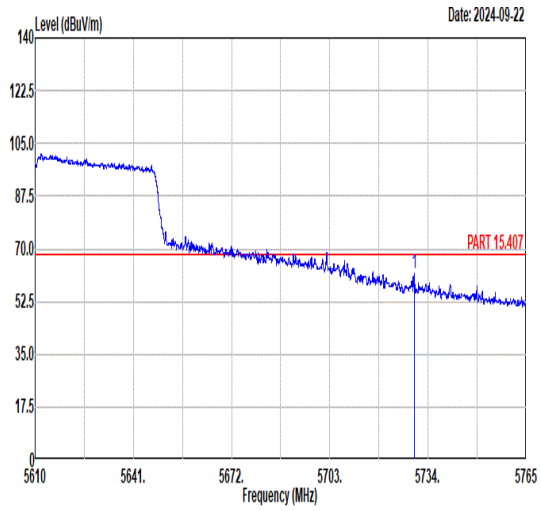 Freq Level Limit Line Margin (dB) Read Level Ant Factor Cable Loss Preamp Factor APos TPos Remark MHz dBuV/m dBuV/m dBuV dB/m dB dB cm deg 1 5729.74 61.60 68.30 -6.70 47.22 35.12 11.65 32.39 238 0 PEAK	Blank

Mode	29	
	Band Edge - L	
	U-NII-2C_5.47-5.725_802.11ac VHT80_CH122_5610MHz	
ANT	5	
Pol.	Vertical	Fundamental
Peak	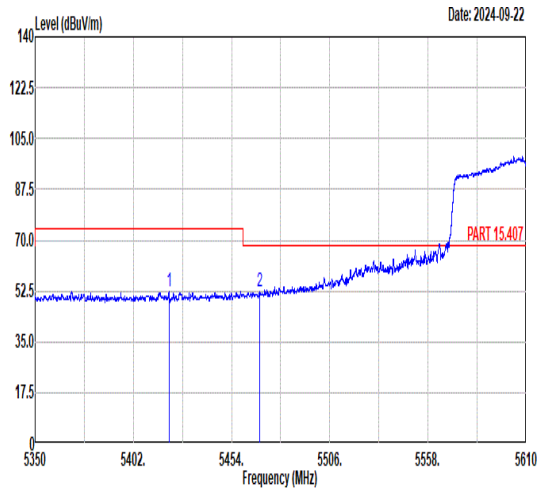 Freq Level Limit Line Margin (dB) Read Level Ant Factor Cable Loss Preamp Factor APos TPos Remark MHz dBuV/m dBuV/m dBuV dB/m dB dB cm deg 1 5420.85 52.30 74.00 -21.70 38.64 34.82 10.96 32.12 395 51 PEAK 2 5468.72 52.32 68.30 -15.98 38.53 34.81 11.16 32.18 395 51 PEAK	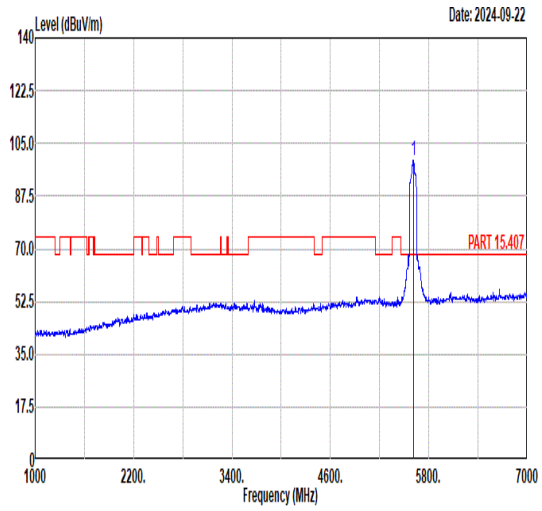 Freq Level Limit Line Margin (dB) Read Level Ant Factor Cable Loss Preamp Factor APos TPos Remark MHz dBuV/m dBuV/m dBuV dB/m dB dB cm deg 1 5610.00 99.34 ------ ------ 84.97 34.96 11.71 32.30 395 51 PEAK
Avg	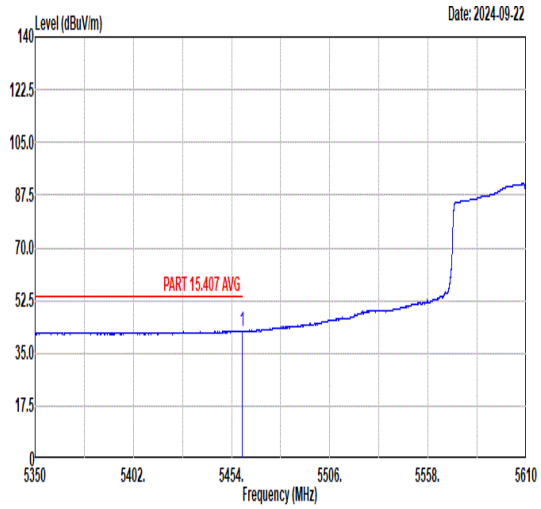 Freq Level Limit Line Margin (dB) Read Level Ant Factor Cable Loss Preamp Factor APos TPos Remark MHz dBuV/m dBuV/m dBuV dB/m dB dB cm deg 1 5459.59 42.50 54.00 -11.50 28.73 34.81 11.12 32.16 395 51 AVERAGE	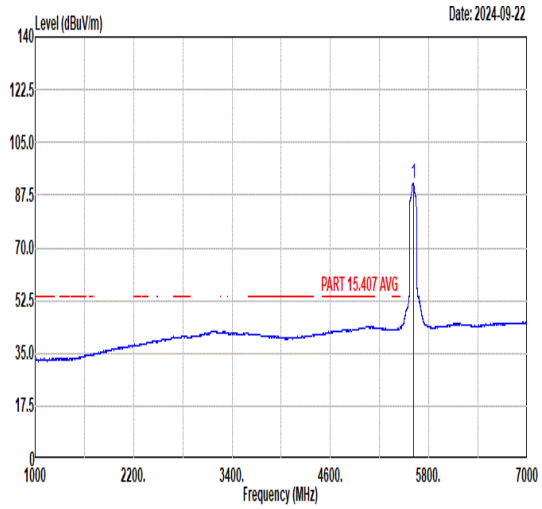 Freq Level Limit Line Margin (dB) Read Level Ant Factor Cable Loss Preamp Factor APos TPos Remark MHz dBuV/m dBuV/m dBuV dB/m dB dB cm deg 1 5610.00 91.16 ------ ------ 76.80 34.95 11.71 32.30 395 51 AVERAGE

Mode	29	
	Band Edge - R	
	U-NII-2C_5.47-5.725_802.11ac VHT80_CH122_5610MHz	
ANT	5	
Pol.	Vertical	Fundamental
Peak	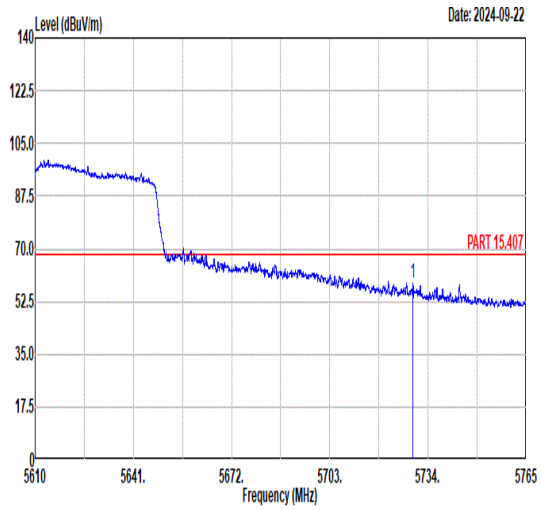 Freq Level Limit Line Margin (dB) Read Level Ant Factor Cable Loss Preamp Factor APos TPos Remark MHz dBuV/m dBuV/m dBuV dB/m dB dB cm deg 1 5729.27 58.85 68.30 -9.45 44.47 35.12 11.65 32.39 395 51 PEAK	Blank

Mode	30	
	Band Edge	
	Straddle channels_5.47-5.725_802.11n HT20_CH144_5720MHz	
ANT	5	
Pol.	Horizontal	Fundamental
Peak	Blank	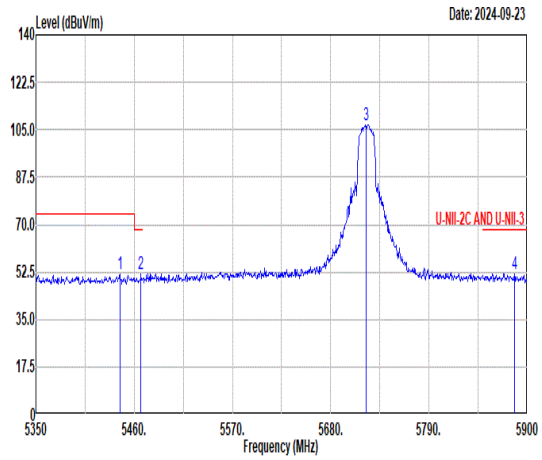 Freq Level Limit Line Margin Read Level Ant Factor Cable Loss Preamp Factor APos TPos Remark MHz dBuV/m dBuV/m dB dBuV dB/m dB dB cm deg 1 5444.05 51.78 74.00 -22.22 38.07 34.81 11.05 32.15 380 6 Peak 2 5467.70 51.87 68.30 -16.43 38.08 34.81 11.15 32.17 380 6 Peak 3 5720.00 106.86 ------ ------ 92.47 35.11 11.66 32.38 380 6 Peak 4 5885.70 51.99 68.30 -16.31 37.69 35.34 11.47 32.51 380 6 Peak
AVG	Blank	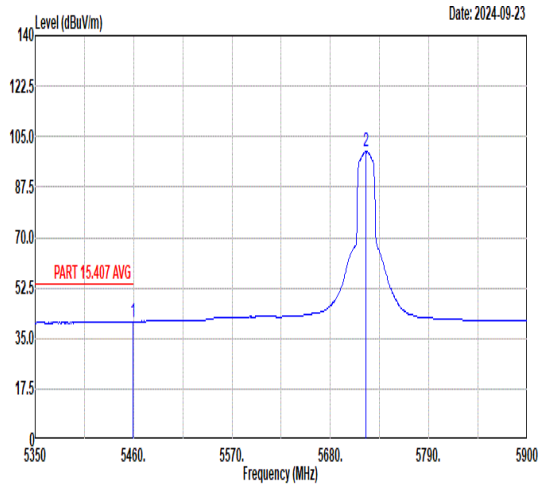 Freq Level Limit Line Margin Read Level Ant Factor Cable Loss Preamp Factor APos TPos Remark MHz dBuV/m dBuV/m dB dBuV dB/m dB dB cm deg 1 5459.45 40.90 54.00 -13.10 27.13 34.81 11.12 32.16 380 6 Average 2 5720.00 100.00 ------ ------ 85.61 35.11 11.66 32.38 380 6 Average

Mode	30	
	Band Edge	
	Straddle channels_5.47-5.725_802.11n HT20_CH144_5720MHz	
ANT	5	
Pol.	Vertical	Fundamental
Peak	Blank	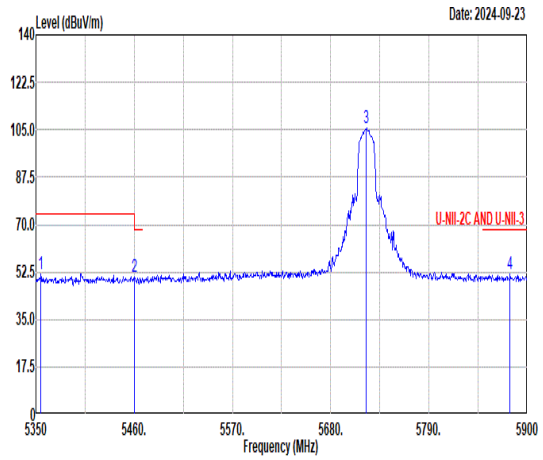 Freq Level Limit Line Margin Read Level Ant Factor Cable Loss Preamp Factor APos TPos Remark MHz dBuV/m dBuV/m dB dBuV dB/m dB dB cm deg 1 5355.50 51.65 74.00 -22.35 37.92 34.83 10.94 32.04 378 84 Peak 2 5460.55 50.52 68.30 -17.78 36.76 34.81 11.12 32.17 378 84 Peak 3 5720.00 105.45 ------ ------ 91.06 35.11 11.66 32.38 378 84 Peak 4 5880.75 51.68 68.30 -16.62 37.38 35.33 11.48 32.51 378 84 Peak
AVG	Blank	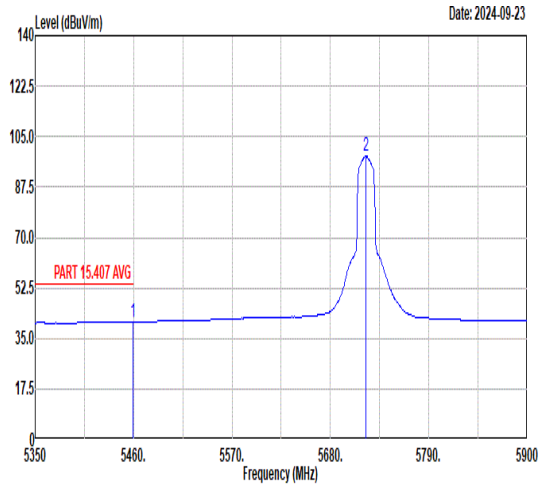 Freq Level Limit Line Margin Read Level Ant Factor Cable Loss Preamp Factor APos TPos Remark MHz dBuV/m dBuV/m dB dBuV dB/m dB dB cm deg 1 5459.45 40.78 54.00 -13.22 27.01 34.81 11.12 32.16 378 84 Average 2 5720.00 98.26 ------ ------ 83.87 35.11 11.66 32.38 378 84 Average

Mode	30	
	Harmonic	
	Straddle channels_5.47-5.725_802.11n HT20_CH144_5720MHz	
ANT	5	
Pol.	Horizontal	Vertical
Peak Avg	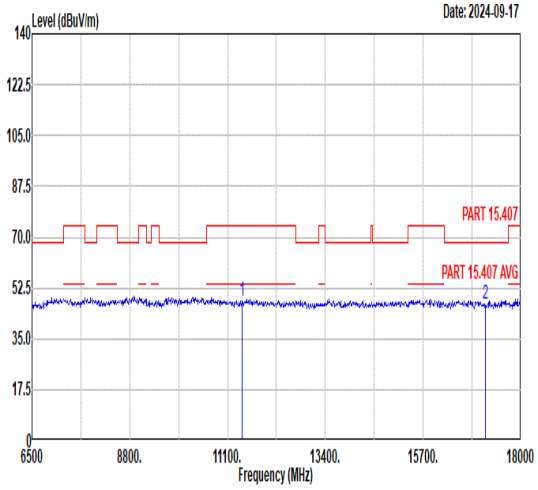 Freq Level Limit Line Margin Read Level Ant Factor Cable Loss Preamp Factor APos TPos Remark MHz dBuV/m dBuV/m dB dBuV dB/m dB dB cm deg 1 11440.00 47.89 74.00 -26.11 44.05 39.75 14.80 50.71 --- --- Peak 2 17160.00 46.88 68.30 -21.42 38.75 42.44 17.55 51.86 --- --- Peak	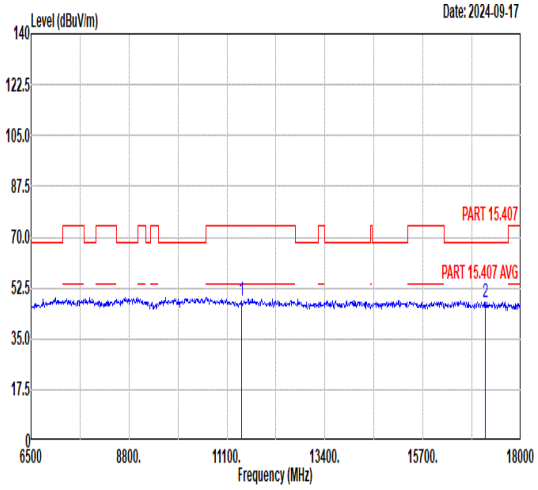 Freq Level Limit Line Margin Read Level Ant Factor Cable Loss Preamp Factor APos TPos Remark MHz dBuV/m dBuV/m dB dBuV dB/m dB dB cm deg 1 11440.00 48.21 74.00 -25.79 44.37 39.75 14.80 50.71 --- --- Peak 2 17160.00 47.57 68.30 -20.73 39.44 42.44 17.55 51.86 --- --- Peak

Mode	31	
	Band Edge	
	Straddle channels_5.47-5.725_802.11n HT40_CH142_5710MHz	
ANT	5	
Pol.	Horizontal	Fundamental
Peak	Blank	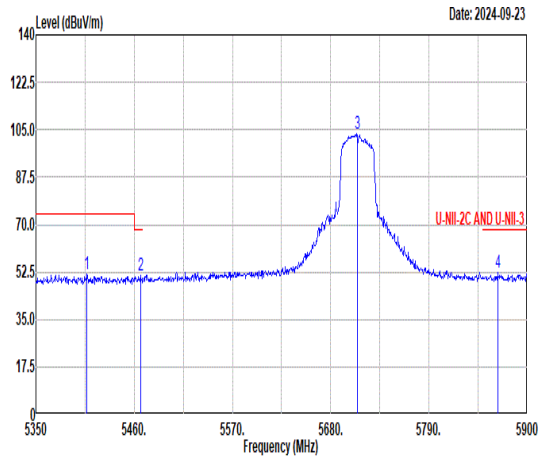 Freq Level Limit Line Margin Read Level Ant Factor Cable Loss Preamp Factor APos TPos Remark MHz dBuV/m dBuV/m dB dBuV dB/m dB dB cm deg 1 5407.20 51.66 74.00 -22.34 38.04 34.82 10.90 32.10 381 5 Peak 2 5467.15 51.25 68.30 -17.05 37.46 34.81 11.15 32.17 381 5 Peak 3 5710.00 103.33 ------ ------ 88.95 35.09 11.66 32.37 381 5 Peak 4 5867.00 52.10 68.30 -16.20 37.79 35.31 11.50 32.50 381 5 Peak
AVG	Blank	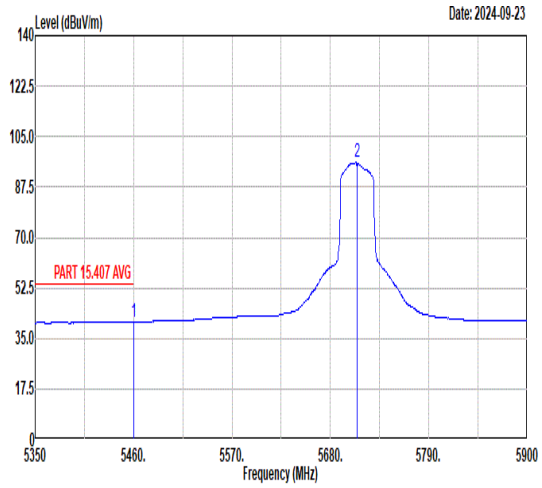 Freq Level Limit Line Margin Read Level Ant Factor Cable Loss Preamp Factor APos TPos Remark MHz dBuV/m dBuV/m dB dBuV dB/m dB dB cm deg 1 5460.00 40.89 54.00 -13.11 27.13 34.81 11.12 32.17 381 5 Average 2 5710.00 95.92 ------ ------ 81.54 35.09 11.66 32.37 381 5 Average

Mode	31	
	Band Edge	
	Straddle channels_5.47-5.725_802.11n HT40_CH142_5710MHz	
ANT	5	
Pol.	Vertical	Fundamental
Peak	Blank	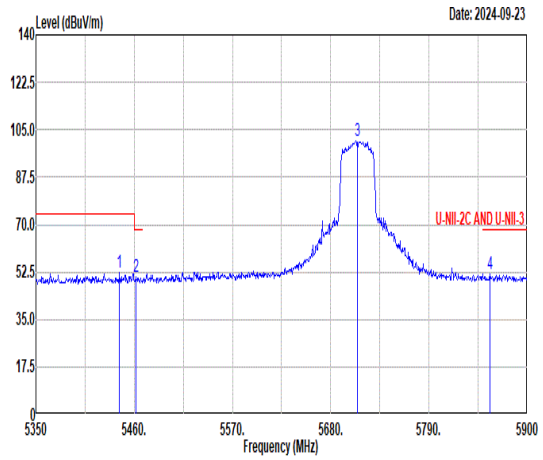 Freq Level Limit Line Margin Read Level Ant Factor Cable Loss Preamp Factor APos TPos Remark MHz dBuV/m dBuV/m dB dBuV dB/m dB dB cm deg 1 5443.50 52.28 74.00 -21.72 38.56 34.81 11.05 32.14 381 82 Peak 2 5461.65 50.48 68.30 -17.82 36.71 34.81 11.13 32.17 381 82 Peak 3 5710.00 100.68 ------ ------ 86.30 35.09 11.66 32.37 381 82 Peak 4 5858.20 51.72 68.30 -16.58 37.39 35.30 11.52 32.49 381 82 Peak
AVG	Blank	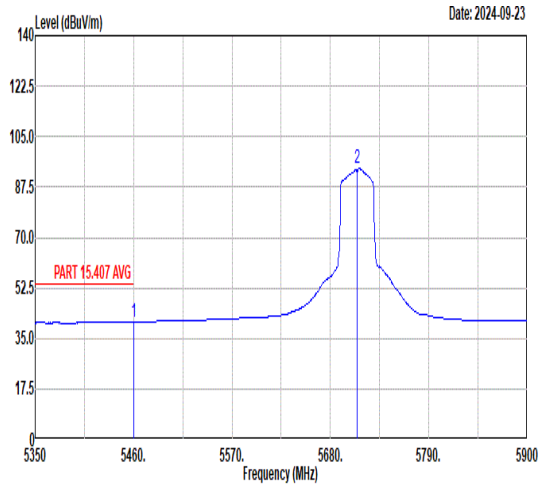 Freq Level Limit Line Margin Read Level Ant Factor Cable Loss Preamp Factor APos TPos Remark MHz dBuV/m dBuV/m dB dBuV dB/m dB dB cm deg 1 5460.00 40.83 54.00 -13.17 27.07 34.81 11.12 32.17 381 82 Average 2 5710.00 93.91 ------ ------ 79.53 35.09 11.66 32.37 381 82 Average

Mode	32	
	Band Edge	
	Straddle channels_5.47-5.725_802.11ac VHT80_CH138_5690MHz	
ANT	5	
Pol.	Horizontal	Fundamental
Peak	Blank	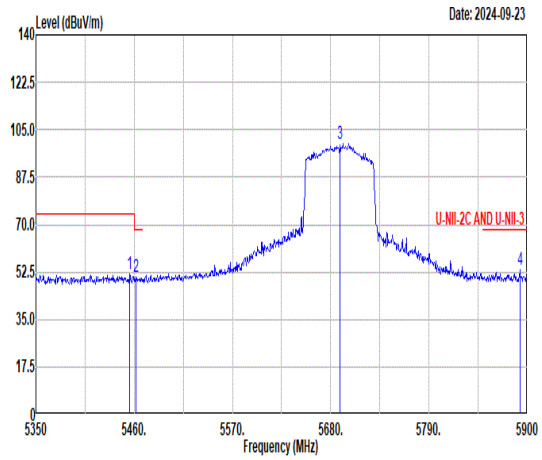 Freq Level Limit Line Margin Read Level Ant Factor Cable Loss Preamp Factor APos TPos Remark MHz dBuV/m dBuV/m dB dBuV dB/m dB dB cm deg 1 5455.05 51.71 74.00 -22.29 37.96 34.81 11.10 32.16 383 6 Peak 2 5462.20 50.60 68.30 -17.70 36.83 34.81 11.13 32.17 383 6 Peak 3 5690.00 99.91 ------ ------ 85.53 35.07 11.67 32.36 383 6 Peak 4 5891.75 53.24 68.30 -15.06 38.95 35.35 11.46 32.52 383 6 Peak
AVG	Blank	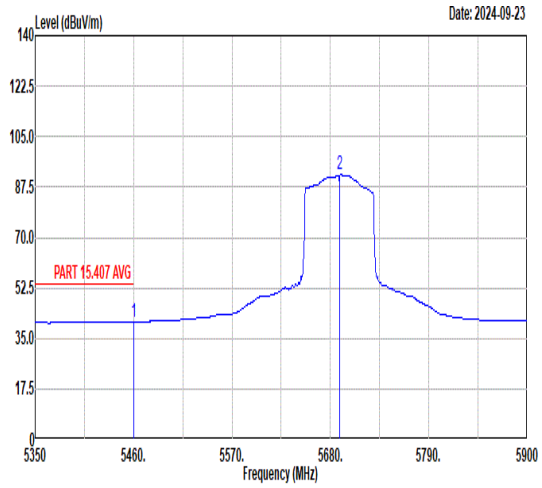 Freq Level Limit Line Margin Read Level Ant Factor Cable Loss Preamp Factor APos TPos Remark MHz dBuV/m dBuV/m dB dBuV dB/m dB dB cm deg 1 5460.00 40.88 54.00 -13.12 27.12 34.81 11.12 32.17 383 6 Average 2 5690.00 91.70 ------ ------ 77.32 35.07 11.67 32.36 383 6 Average

Mode	32	
	Band Edge	
	Straddle channels_5.47-5.725_802.11ac VHT80_CH138_5690MHz	
ANT	5	
Pol.	Vertical	Fundamental
Peak	Blank	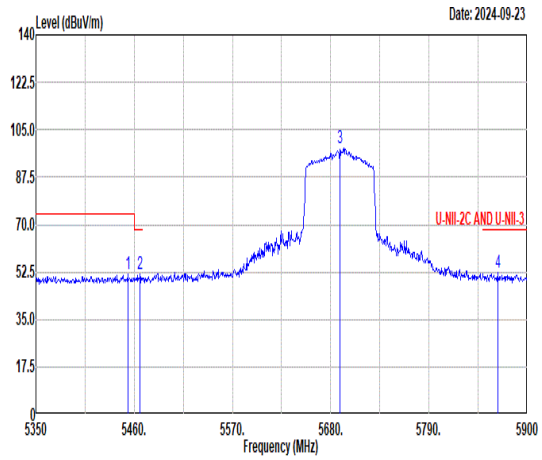 Freq Level Limit Line Margin Read Level Ant Factor Cable Loss Preamp Factor APos TPos Remark MHz dBuV/m dBuV/m dB dBuV dB/m dB dB cm deg 1 5452.85 51.64 74.00 -22.36 37.90 34.81 11.09 32.16 383 84 Peak 2 5466.60 51.51 68.30 -16.79 37.72 34.81 11.15 32.17 383 84 Peak 3 5690.00 98.12 ------ ------ 83.74 35.07 11.67 32.36 383 84 Peak 4 5867.00 52.23 68.30 -16.07 37.92 35.31 11.50 32.50 383 84 Peak
AVG	Blank	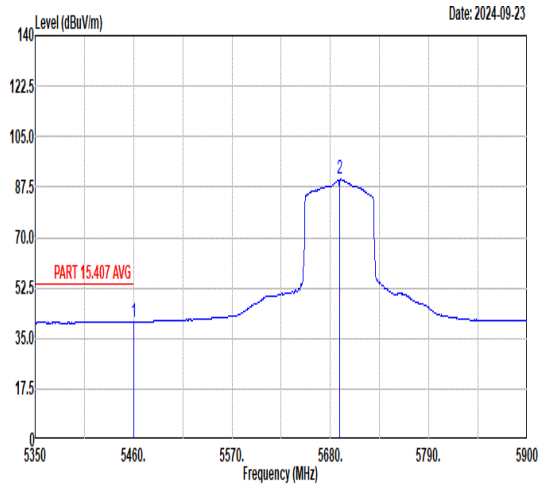 Freq Level Limit Line Margin Read Level Ant Factor Cable Loss Preamp Factor APos TPos Remark MHz dBuV/m dBuV/m dB dBuV dB/m dB dB cm deg 1 5460.00 40.81 54.00 -13.19 27.05 34.81 11.12 32.17 383 84 Average 2 5690.00 90.13 ------ ------ 75.75 35.07 11.67 32.36 383 84 Average

Mode	33	
	Harmonic	
	U-NII-3_5.725-5.85_802.11a_CH149_5745MHz	
ANT	5	
Pol.	Horizontal	Vertical
Peak Avg	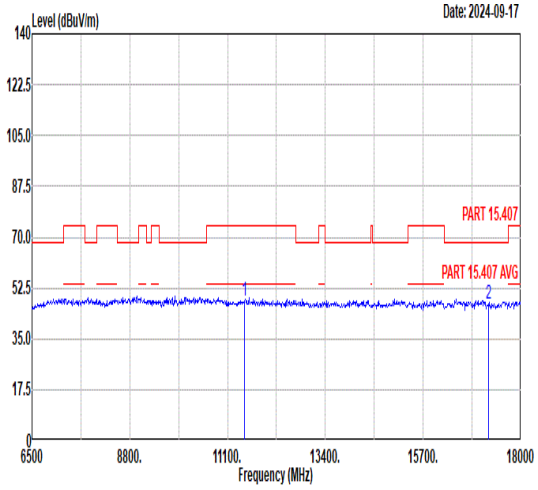 Freq Level Limit Line Margin Read Level Ant Factor Cable Loss Preamp Factor APos TPos Remark MHz dBuV/m dBuV/m dB dBuV dB/m dB dB cm deg 1 11490.00 48.29 74.00 -25.71 44.37 39.79 14.83 50.70 --- --- Peak 2 17235.00 46.80 68.30 -21.50 38.75 42.41 17.57 51.93 --- --- Peak	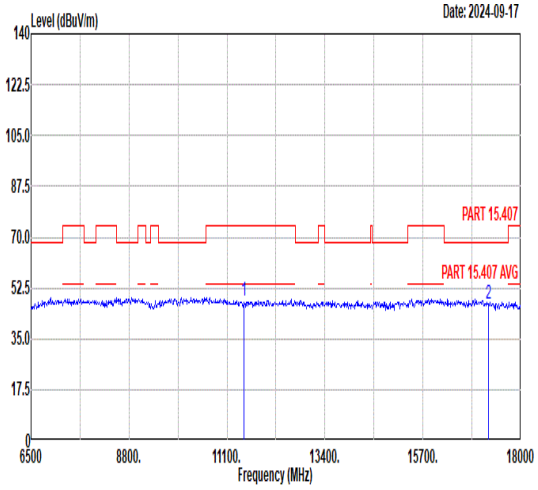 Freq Level Limit Line Margin Read Level Ant Factor Cable Loss Preamp Factor APos TPos Remark MHz dBuV/m dBuV/m dB dBuV dB/m dB dB cm deg 1 11490.00 47.93 74.00 -26.07 44.01 39.79 14.83 50.70 --- --- Peak 2 17235.00 46.93 68.30 -21.37 38.88 42.41 17.57 51.93 --- --- Peak

Mode	34	
	Harmonic	
	U-NII-3_5.725-5.85_802.11a_CH157_5785MHz	
ANT	5	
Pol.	Horizontal	Vertical
Peak Avg	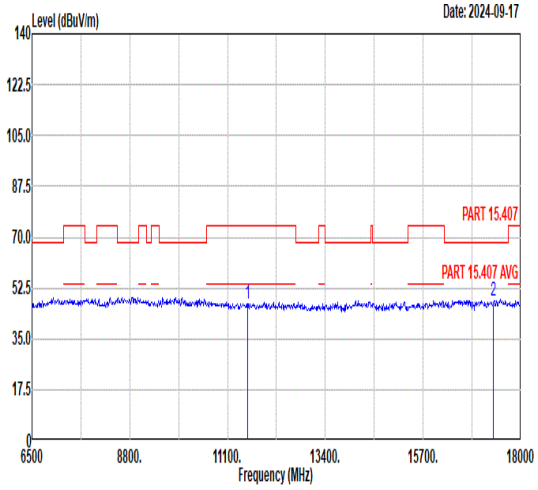 Freq Level Limit Line Margin Read Level Ant Factor Cable Loss Preamp Factor APos TPos Remark MHz dBuV/m dBuV/m dB dBuV dB/m dB dB cm deg 1 11570.00 46.91 74.00 -27.09 42.83 39.86 14.88 50.66 --- --- Peak 2 17355.00 48.25 68.30 -20.05 40.34 42.36 17.60 52.05 --- --- Peak	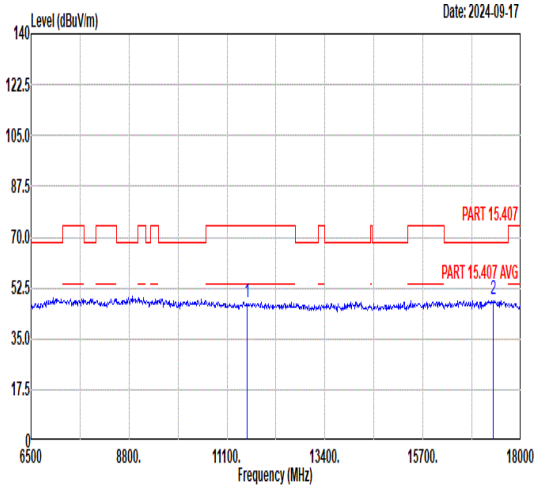 Freq Level Limit Line Margin Read Level Ant Factor Cable Loss Preamp Factor APos TPos Remark MHz dBuV/m dBuV/m dB dBuV dB/m dB dB cm deg 1 11570.00 47.54 74.00 -26.46 43.46 39.86 14.88 50.66 --- --- Peak 2 17355.00 48.79 68.30 -19.51 40.88 42.36 17.60 52.05 --- --- Peak

Mode	35	
	Harmonic	
	U-NII-3_5.725-5.85_802.11a_CH165_5825MHz	
ANT	5	
Pol.	Horizontal	Vertical
Peak Avg	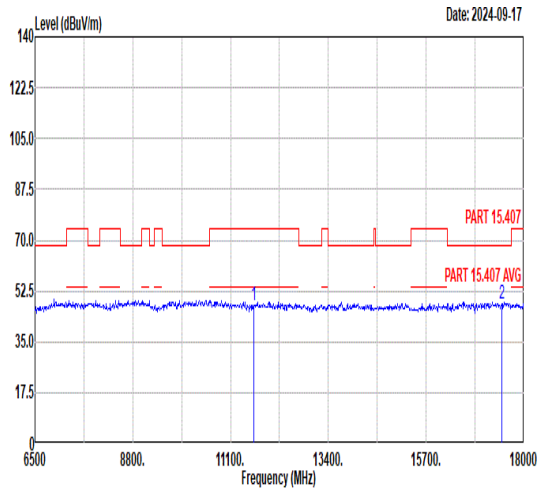 Freq Level Limit Line Margin Read Level Ant Factor Cable Loss Preamp Factor APos TPos Remark MHz dBuV/m dBuV/m dB dBuV dB/m dB dB cm deg 1 11650.00 47.72 74.00 -26.28 43.48 39.92 14.93 50.61 --- --- Peak 2 17475.00 48.20 68.30 -20.10 40.43 42.31 17.63 52.17 --- --- Peak	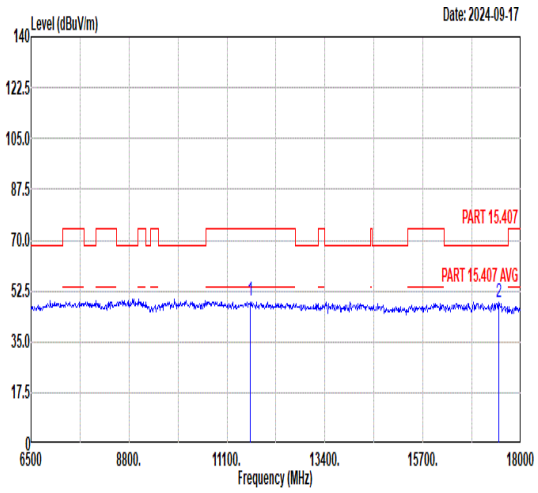 Freq Level Limit Line Margin Read Level Ant Factor Cable Loss Preamp Factor APos TPos Remark MHz dBuV/m dBuV/m dB dBuV dB/m dB dB cm deg 1 11650.00 48.92 74.00 -25.08 44.68 39.92 14.93 50.61 --- --- Peak 2 17475.00 48.51 68.30 -19.79 40.74 42.31 17.63 52.17 --- --- Peak

Mode	36	
	Band Edge	
	U-NII-3_5.725-5.85_802.11n HT20_CH149_5745MHz	
ANT	5	
Pol.	Horizontal	Fundamental
Peak	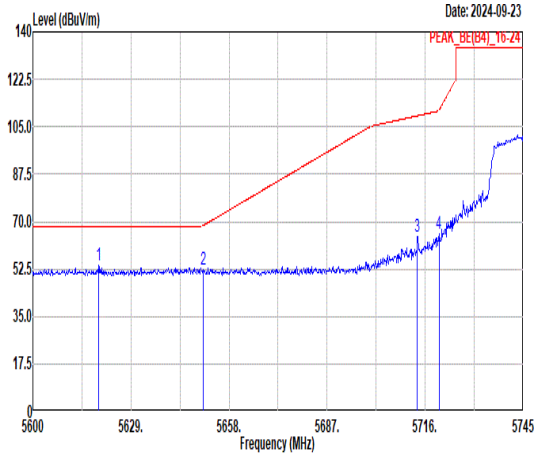 Freq Level Limit Line Margin (dB) Read Level Ant Factor Cable Loss Preamp Factor APos TPos Remark MHz dBuV/m dBuV/m dBuV dB/m dB dB cm deg 1 5619.43 53.79 68.30 -14.51 39.42 34.97 11.70 32.30 396 7 PEAK 2 5650.32 52.30 68.53 -16.23 37.93 35.01 11.69 32.33 396 7 PEAK 3 5713.68 64.26 109.03 -44.77 49.88 35.10 11.66 32.38 396 7 PEAK 4 5720.06 65.25 110.94 -45.69 50.86 35.11 11.66 32.38 396 7 PEAK	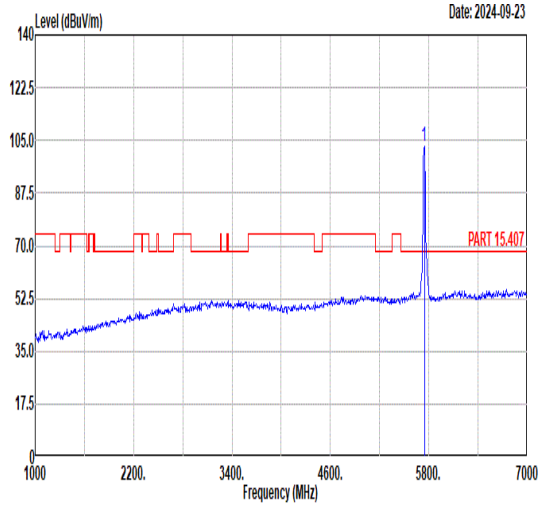 Freq Level Limit Line Margin (dB) Read Level Ant Factor Cable Loss Preamp Factor APos TPos Remark MHz dBuV/m dBuV/m dBuV dB/m dB dB cm deg 1 5745.00 102.81 ------ ------ 88.43 35.14 11.64 32.40 396 7 PEAK
Avg	Blank	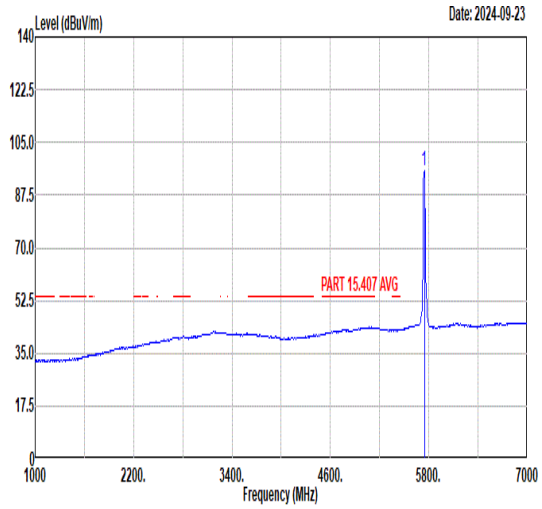 Freq Level Limit Line Margin (dB) Read Level Ant Factor Cable Loss Preamp Factor APos TPos Remark MHz dBuV/m dBuV/m dBuV dB/m dB dB cm deg 1 5745.00 95.66 ------ ------ 81.28 35.14 11.64 32.40 396 7 AVERAGE

Mode	36	
	Band Edge	
	U-NII-3_5.725-5.85_802.11n HT20_CH149_5745MHz	
ANT	5	
Pol.	Vertical	Fundamental
Peak	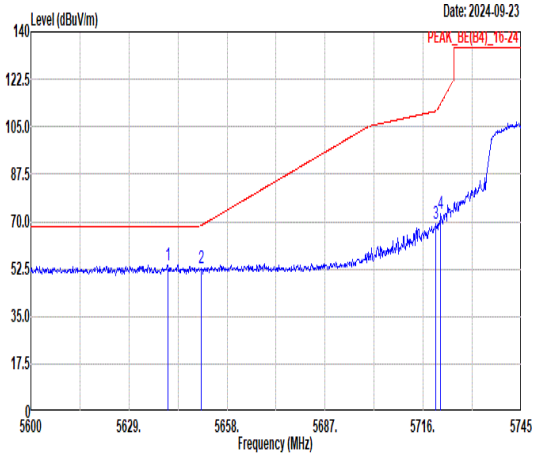 Freq Level Limit Line Margin (dB) Read Level Ant Factor Cable Loss Preamp Factor APos TPos Remark MHz dBuV/m dBuV/m dBuV dB/m dB dB cm deg 1 5640.60 53.97 68.30 -14.33 39.60 35.00 11.69 32.32 132 355 PEAK 2 5650.32 52.69 68.53 -15.84 38.32 35.01 11.69 32.33 132 355 PEAK 3 5719.77 69.44 110.74 -41.30 55.05 35.11 11.66 32.38 132 355 PEAK 4 5721.22 72.90 113.58 -40.68 58.52 35.11 11.65 32.38 132 355 PEAK	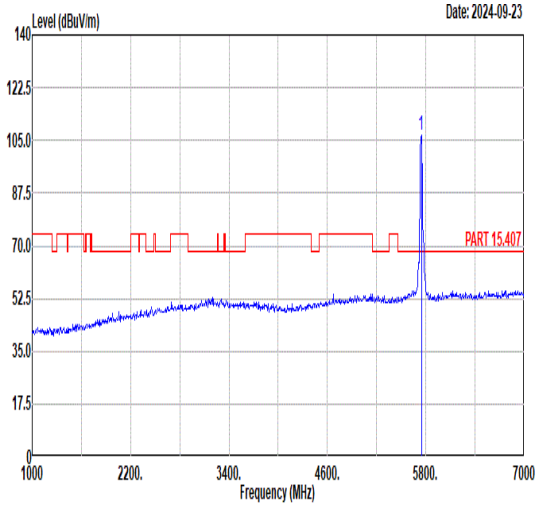 Freq Level Limit Line Margin (dB) Read Level Ant Factor Cable Loss Preamp Factor APos TPos Remark MHz dBuV/m dBuV/m dBuV dB/m dB dB cm deg 1 5745.00 106.64 ------ ------ 92.26 35.14 11.64 32.40 132 355 PEAK
Avg	Blank	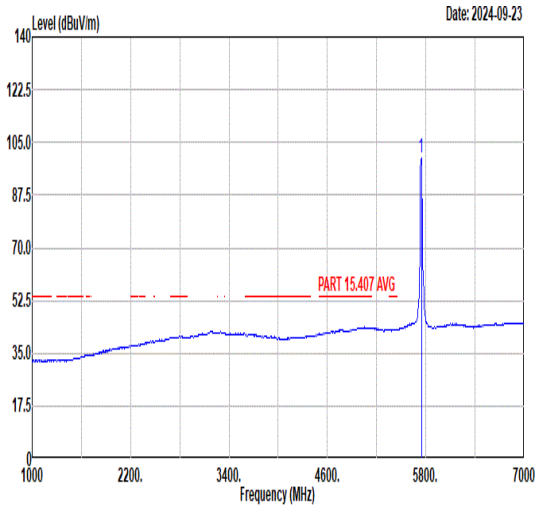 Freq Level Limit Line Margin (dB) Read Level Ant Factor Cable Loss Preamp Factor APos TPos Remark MHz dBuV/m dBuV/m dBuV dB/m dB dB cm deg 1 5745.00 99.74 ------ ------ 85.36 35.14 11.64 32.40 132 355 AVERAGE

Mode	36	
	Harmonic	
	U-NII-3_5.725-5.85_802.11n HT20_CH149_5745MHz	
ANT	5	
Pol.	Horizontal	Vertical
Peak Avg	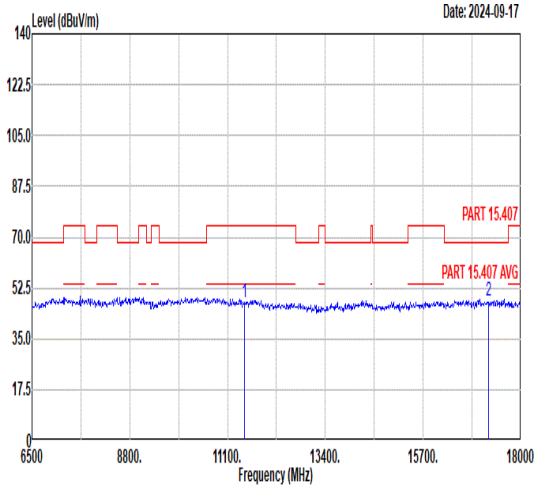 Freq Level Limit Line Margin Read Level Ant Factor Cable Loss Preamp Factor APos TPos Remark MHz dBuV/m dBuV/m dB dBuV dB/m dB dB cm deg 1 11490.00 47.32 74.00 -26.68 43.40 39.79 14.83 50.70 --- --- Peak 2 17235.00 48.20 68.30 -20.10 40.15 42.41 17.57 51.93 --- --- Peak	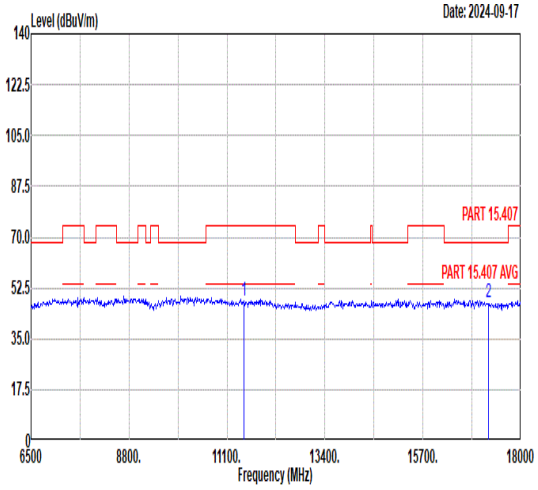 Freq Level Limit Line Margin Read Level Ant Factor Cable Loss Preamp Factor APos TPos Remark MHz dBuV/m dBuV/m dB dBuV dB/m dB dB cm deg 1 11490.00 48.18 74.00 -25.82 44.26 39.79 14.83 50.70 --- --- Peak 2 17235.00 47.66 68.30 -20.64 39.61 42.41 17.57 51.93 --- --- Peak

Mode	37	
	Harmonic	
	U-NII-3_5.725-5.85_802.11n HT20_CH157_5785MHz	
ANT	5	
Pol.	Horizontal	Vertical
Peak Avg	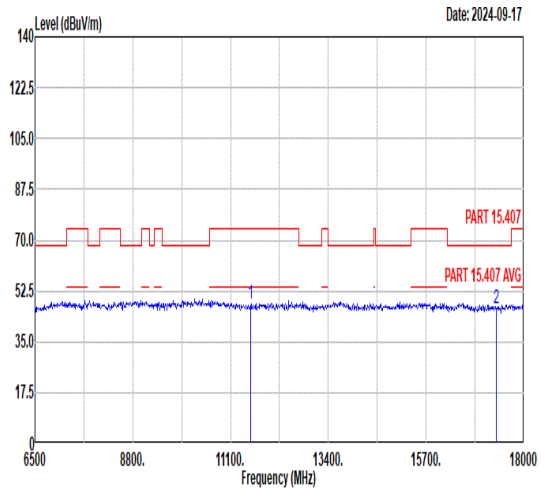 Freq Level Limit Line Margin Read Level Ant Factor Cable Loss Preamp Factor APos TPos Remark MHz dBuV/m dBuV/m dB dBuV dB/m dB dB cm deg 1 11570.00 48.23 74.00 -25.77 44.15 39.86 14.88 50.66 --- --- Peak 2 17355.00 46.69 68.30 -21.61 38.78 42.36 17.60 52.05 --- --- Peak	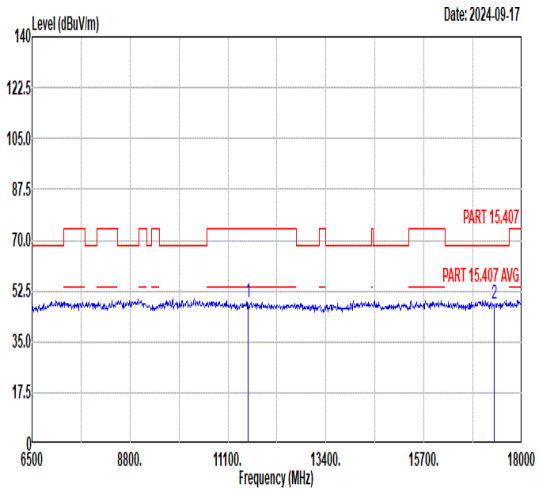 Freq Level Limit Line Margin Read Level Ant Factor Cable Loss Preamp Factor APos TPos Remark MHz dBuV/m dBuV/m dB dBuV dB/m dB dB cm deg 1 11570.00 48.45 74.00 -25.55 44.37 39.86 14.88 50.66 --- --- Peak 2 17355.00 48.28 68.30 -20.02 40.37 42.36 17.60 52.05 --- --- Peak

Mode	38	
	Band Edge	
	U-NII-3_5.725-5.85_802.11n HT20_CH165_5825MHz	
ANT	5	
Pol.	Horizontal	Fundamental
Peak	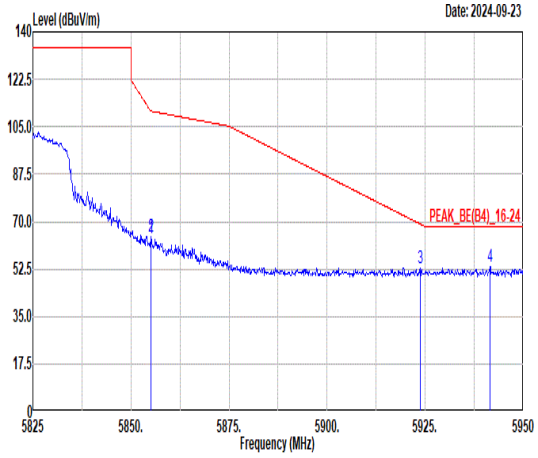 Freq Level Limit Line Margin (dB) Read Level Ant Factor Cable Loss Preamp Factor APos TPos Remark MHz dBuV/m dBuV/m dBuV dB/m dB dB cm deg 1 5855.00 63.77 110.80 -47.03 49.44 35.30 11.52 32.49 400 0 PEAK 2 5855.13 64.58 110.76 -46.18 50.25 35.30 11.52 32.49 400 0 PEAK 3 5923.75 52.59 69.12 -16.53 38.33 35.39 11.41 32.54 400 0 PEAK 4 5941.50 53.33 68.30 -14.97 39.09 35.42 11.38 32.56 400 0 PEAK	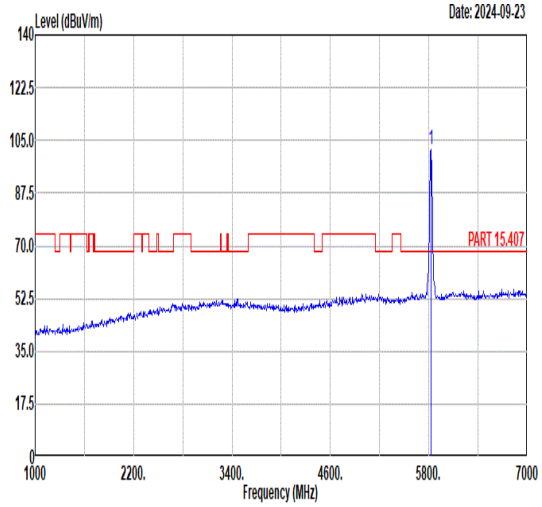 Freq Level Limit Line Margin (dB) Read Level Ant Factor Cable Loss Preamp Factor APos TPos Remark MHz dBuV/m dBuV/m dBuV dB/m dB dB cm deg 1 5825.00 102.06 ------ ------ 87.70 35.25 11.57 32.46 400 0 PEAK
Avg	Blank	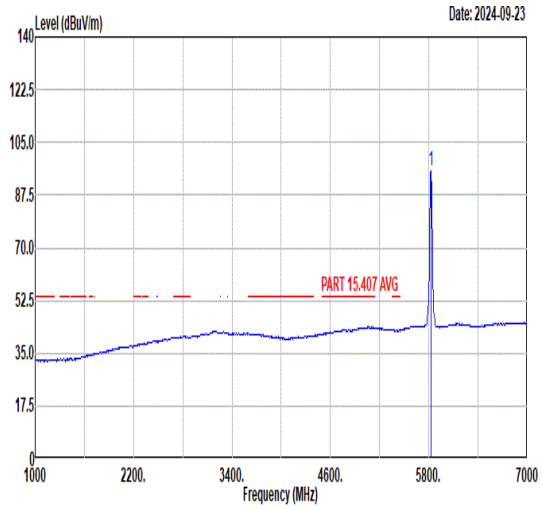 Freq Level Limit Line Margin (dB) Read Level Ant Factor Cable Loss Preamp Factor APos TPos Remark MHz dBuV/m dBuV/m dBuV dB/m dB dB cm deg 1 5825.00 95.83 ------ ------ 81.47 35.25 11.57 32.46 400 0 AVERAGE

Mode	38	
	Band Edge	
	U-NII-3_5.725-5.85_802.11n HT20_CH165_5825MHz	
ANT	5	
Pol.	Vertical	Fundamental
Peak	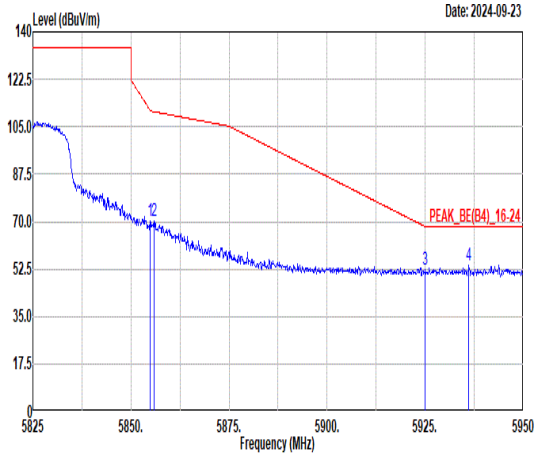 Freq Level Limit Line Margin (dB) Read Level Ant Factor Cable Loss Preamp Factor APos TPos Remark MHz dBuV/m dBuV/m dBuV dB/m dB dB cm deg 1 5854.88 70.01 111.08 -41.07 55.68 35.30 11.52 32.49 128 354 PEAK 2 5855.88 70.18 110.55 -40.37 55.85 35.30 11.52 32.49 128 354 PEAK 3 5925.00 52.34 68.20 -15.86 38.08 35.40 11.40 32.54 128 354 PEAK 4 5936.13 54.13 68.30 -14.17 39.89 35.41 11.38 32.55 128 354 PEAK	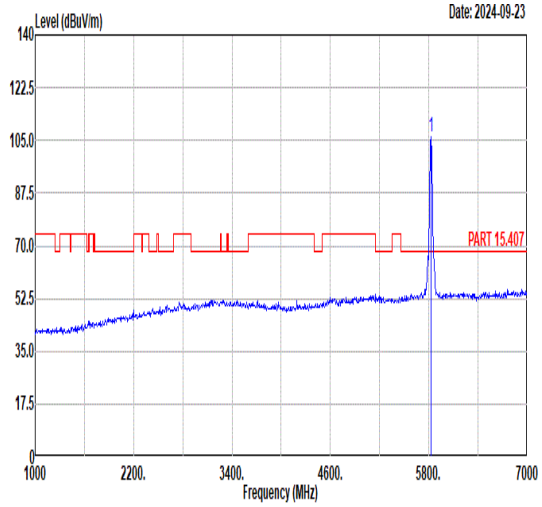 Freq Level Limit Line Margin (dB) Read Level Ant Factor Cable Loss Preamp Factor APos TPos Remark MHz dBuV/m dBuV/m dBuV dB/m dB dB cm deg 1 5825.00 105.96 ------ ------ 91.60 35.25 11.57 32.46 128 354 PEAK
Avg	Blank	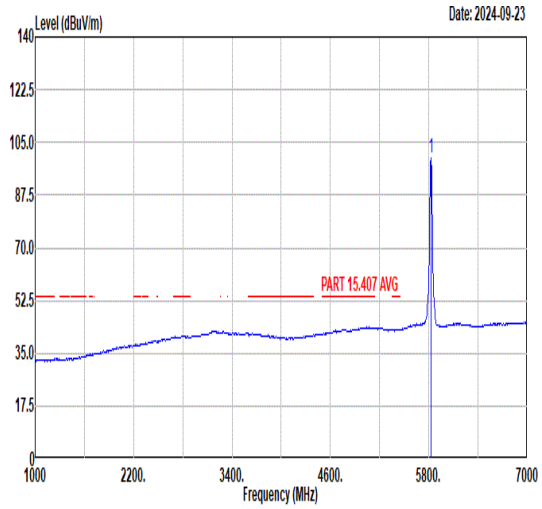 Freq Level Limit Line Margin (dB) Read Level Ant Factor Cable Loss Preamp Factor APos TPos Remark MHz dBuV/m dBuV/m dBuV dB/m dB dB cm deg 1 5825.00 99.66 ------ ------ 85.30 35.25 11.57 32.46 128 354 AVERAGE

Mode	38	
	Harmonic	
	U-NII-3_5.725-5.85_802.11n HT20_CH165_5825MHz	
ANT	5	
Pol.	Horizontal	Vertical
Peak Avg	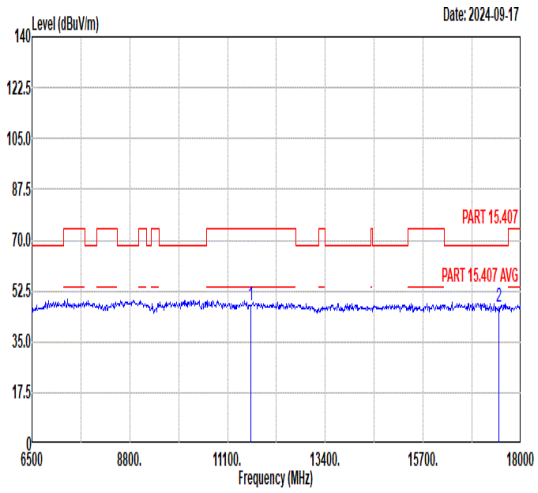 Freq Level Limit Line Margin Read Level Ant Factor Cable Loss Preamp Factor APos TPos Remark MHz dBuV/m dBuV/m dB dBuV dB/m dB dB cm deg 1 11650.00 47.60 74.00 -26.40 43.36 39.92 14.93 50.61 --- --- Peak 2 17475.00 46.80 68.30 -21.50 39.03 42.31 17.63 52.17 --- --- Peak	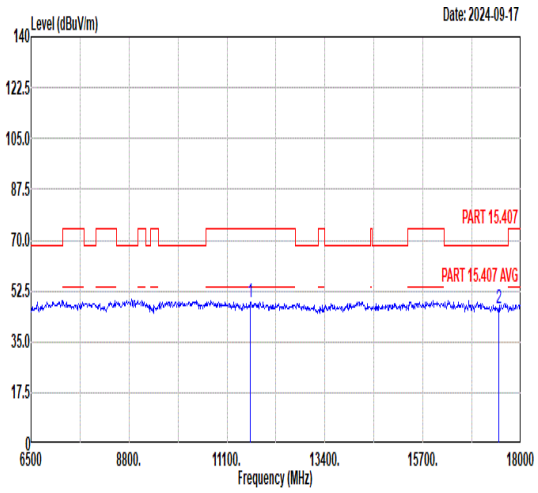 Freq Level Limit Line Margin Read Level Ant Factor Cable Loss Preamp Factor APos TPos Remark MHz dBuV/m dBuV/m dB dBuV dB/m dB dB cm deg 1 11650.00 48.42 74.00 -25.58 44.18 39.92 14.93 50.61 --- --- Peak 2 17475.00 46.64 68.30 -21.66 38.87 42.31 17.63 52.17 --- --- Peak

Mode	39	
	Band Edge - L	
	U-NII-3_5.725-5.85_802.11n HT40_CH151_5755MHz	
ANT	5	
Pol.	Horizontal	Fundamental
Peak	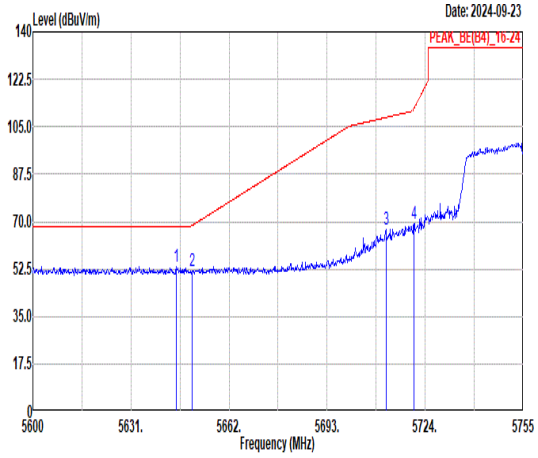 Freq Level Limit Line Margin (dB) Read Level Ant Factor Cable Loss Preamp Factor APos TPos Remark MHz dBuV/m dBuV/m dBuV dB/m dB dB cm deg 1 5645.26 53.49 68.30 -14.81 39.12 35.00 11.69 32.32 400 20 PEAK 2 5650.22 52.02 68.46 -16.44 37.65 35.01 11.69 32.33 400 20 PEAK 3 5711.60 66.89 108.45 -41.56 52.51 35.10 11.66 32.38 400 20 PEAK 4 5720.44 69.31 111.79 -42.48 54.92 35.11 11.66 32.38 400 20 PEAK	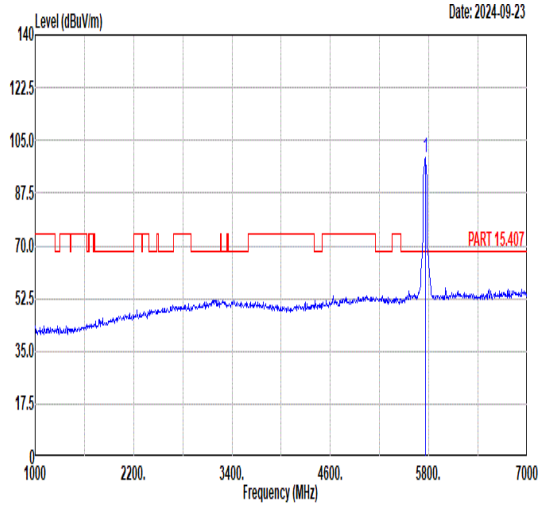 Freq Level Limit Line Margin (dB) Read Level Ant Factor Cable Loss Preamp Factor APos TPos Remark MHz dBuV/m dBuV/m dBuV dB/m dB dB cm deg 1 5755.00 99.22 ------ ------ 84.83 35.16 11.64 32.41 400 20 PEAK
Avg	Blank	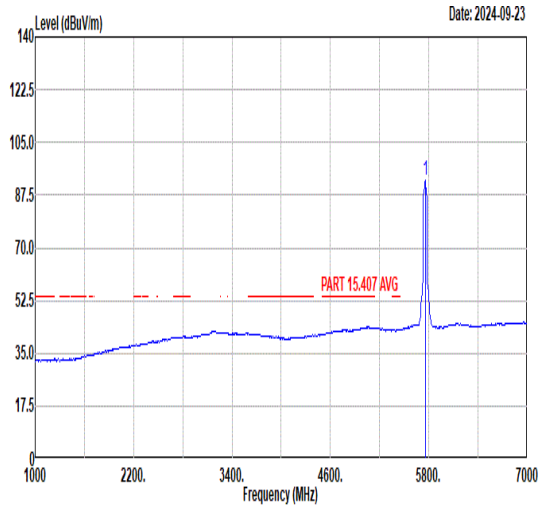 Freq Level Limit Line Margin (dB) Read Level Ant Factor Cable Loss Preamp Factor APos TPos Remark MHz dBuV/m dBuV/m dBuV dB/m dB dB cm deg 1 5755.00 92.54 ------ ------ 78.15 35.16 11.64 32.41 400 20 AVERAGE

Mode	39	
	Band Edge - R	
	U-NII-3_5.725-5.85_802.11n HT40_CH151_5755MHz	
ANT	5	
Pol.	Horizontal	Fundamental
Peak	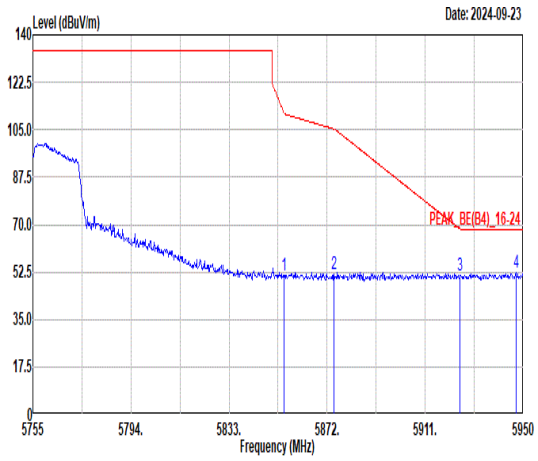 Freq Level Limit Line Margin (dB) Read Level Ant Factor Cable Loss Preamp Factor APos TPos Remark MHz dBuV/m dBuV/m dBuV dB/m dB dB cm deg 1 5854.84 51.51 111.17 -59.66 37.18 35.30 11.52 32.49 400 20 PEAK 2 5874.73 51.52 105.28 -53.76 37.21 35.32 11.49 32.50 400 20 PEAK 3 5924.85 51.19 68.31 -17.12 36.94 35.39 11.40 32.54 400 20 PEAK 4 5947.08 52.28 68.30 -16.02 38.04 35.43 11.37 32.56 400 20 PEAK	Blank

Mode	39	
	Band Edge - L	
	U-NII-3_5.725-5.85_802.11n HT40_CH151_5755MHz	
ANT	5	
Pol.	Vertical	Fundamental
Peak	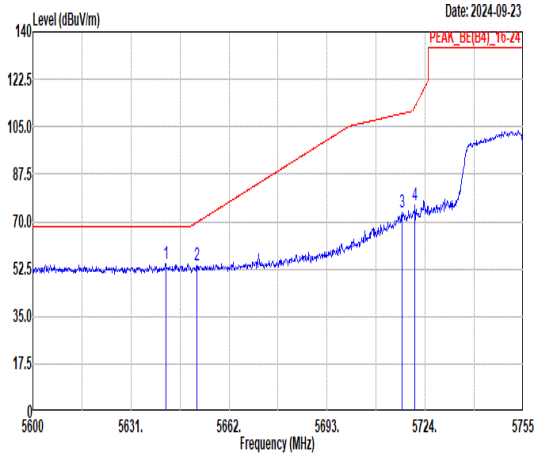 Freq Level Limit Line Margin (dB) Read Level Ant Factor Cable Loss Preamp Factor APos TPos Remark MHz dBuV/m dBuV/m dBuV dB/m dB dB cm deg 1 5642.01 54.65 68.30 -13.65 40.28 35.00 11.69 32.32 100 356 PEAK 2 5651.77 53.84 69.61 -15.77 39.47 35.01 11.69 32.33 100 356 PEAK 3 5716.72 73.63 109.88 -36.25 59.25 35.10 11.66 32.38 100 356 PEAK 4 5720.75 75.89 112.50 -36.61 61.50 35.11 11.66 32.38 100 356 PEAK	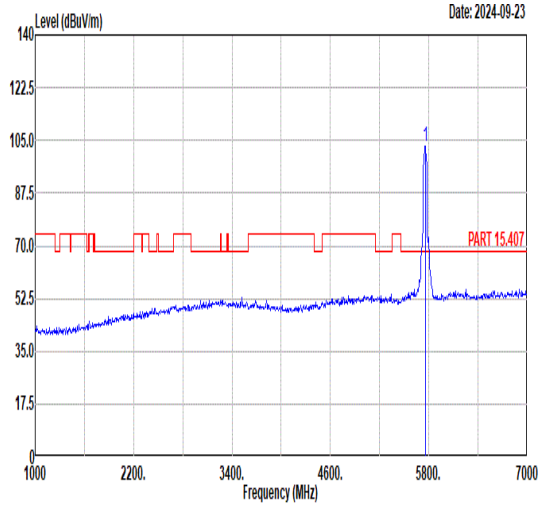 Freq Level Limit Line Margin (dB) Read Level Ant Factor Cable Loss Preamp Factor APos TPos Remark MHz dBuV/m dBuV/m dBuV dB/m dB dB cm deg 1 5755.00 103.26 ------ ------ 88.87 35.16 11.64 32.41 100 356 PEAK
Avg	Blank	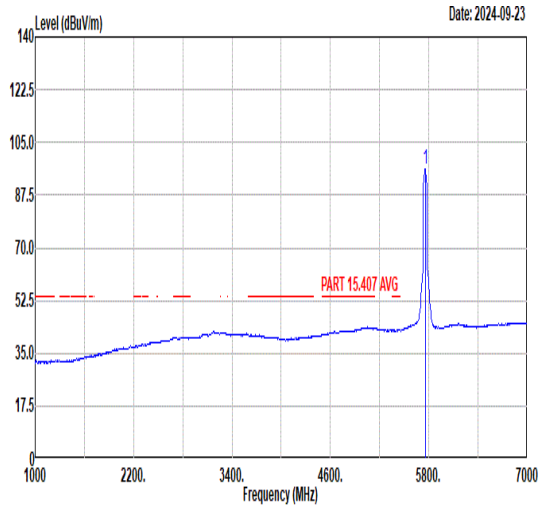 Freq Level Limit Line Margin (dB) Read Level Ant Factor Cable Loss Preamp Factor APos TPos Remark MHz dBuV/m dBuV/m dBuV dB/m dB dB cm deg 1 5755.00 96.24 ------ ------ 81.85 35.16 11.64 32.41 100 356 AVERAGE

Mode	39	
	Band Edge - R	
	U-NII-3_5.725-5.85_802.11n HT40_CH151_5755MHz	
ANT	5	
Pol.	Vertical	Fundamental
Peak	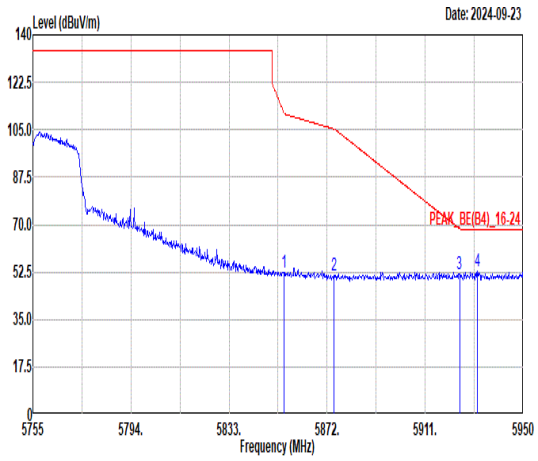 Freq Level Limit Line Margin (dB) Read Level Ant Factor Cable Loss Preamp Factor APos TPos Remark MHz dBuV/m dBuV/m dBuV dB/m dB dB cm deg 1 5854.84 52.22 111.17 -58.95 37.89 35.30 11.52 32.49 100 356 PEAK 2 5874.73 51.31 105.28 -53.97 37.00 35.32 11.49 32.50 100 356 PEAK 3 5924.65 51.73 68.46 -16.73 37.48 35.39 11.40 32.54 100 356 PEAK 4 5931.87 52.81 68.30 -15.49 38.57 35.40 11.39 32.55 100 356 PEAK	Blank

Mode	40	
	Band Edge - L	
	U-NII-3_5.725-5.85_802.11n HT40_CH159_5795MHz	
ANT	5	
Pol.	Horizontal	Fundamental
Peak	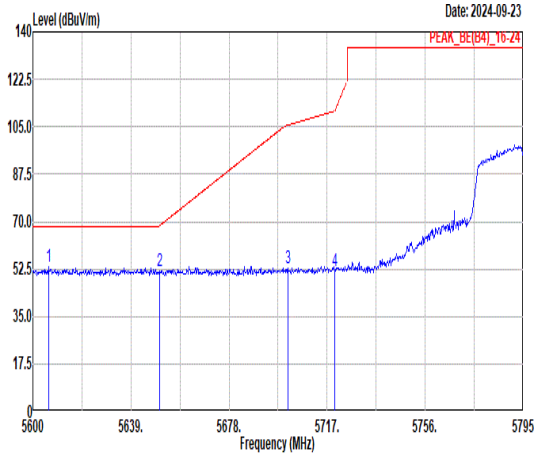 Freq Level Limit Line Margin (dB) Read Level Ant Factor Cable Loss Preamp Factor APos TPos Remark MHz dBuV/m dBuV/m dBuV dB/m dB dB cm deg 1 5606.24 53.50 68.30 -14.80 39.13 34.95 11.71 32.29 400 0 PEAK 2 5650.31 51.60 68.53 -16.93 37.23 35.01 11.69 32.33 400 0 PEAK 3 5701.60 53.04 105.65 -52.61 38.67 35.08 11.66 32.37 400 0 PEAK 4 5720.12 51.95 111.07 -59.12 37.56 35.11 11.66 32.38 400 0 PEAK	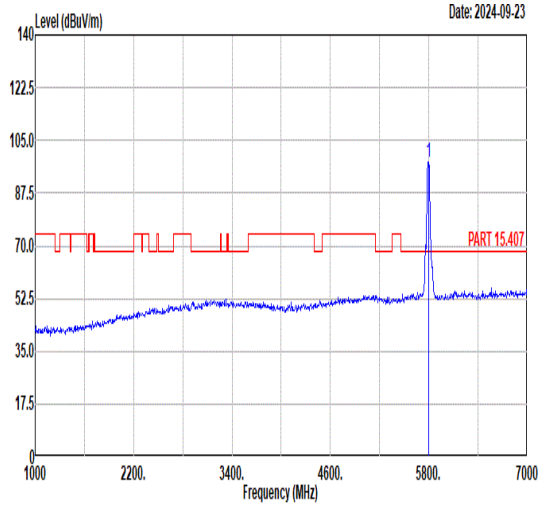 Freq Level Limit Line Margin (dB) Read Level Ant Factor Cable Loss Preamp Factor APos TPos Remark MHz dBuV/m dBuV/m dBuV dB/m dB dB cm deg 1 5795.00 97.65 ------ ------ 83.27 35.20 11.62 32.44 400 0 PEAK
Avg	Blank	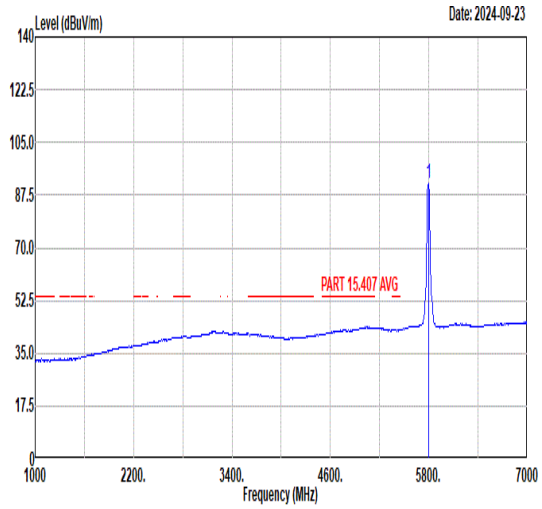 Freq Level Limit Line Margin (dB) Read Level Ant Factor Cable Loss Preamp Factor APos TPos Remark MHz dBuV/m dBuV/m dBuV dB/m dB dB cm deg 1 5795.00 91.23 ------ ------ 76.84 35.21 11.62 32.44 400 0 AVERAGE

Mode	40	
	Band Edge - R	
	U-NII-3_5.725-5.85_802.11n HT40_CH159_5795MHz	
ANT	5	
Pol.	Horizontal	Fundamental
Peak	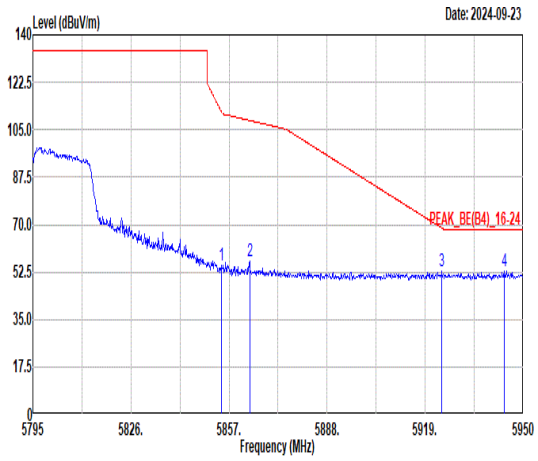 Freq Level Limit Line Margin (dB) Read Level Ant Factor Cable Loss Preamp Factor APos TPos Remark MHz dBuV/m dBuV/m dBuV dB/m dB dB cm deg 1 5854.52 54.95 111.89 -56.94 40.62 35.30 11.52 32.49 400 0 PEAK 2 5863.51 56.63 108.41 -51.78 42.30 35.31 11.51 32.49 400 0 PEAK 3 5924.27 52.99 68.74 -15.75 38.74 35.39 11.40 32.54 400 0 PEAK 4 5944.11 52.92 68.30 -15.38 38.69 35.42 11.37 32.56 400 0 PEAK	Blank

Mode	40	
	Band Edge - L	
	U-NII-3_5.725-5.85_802.11n HT40_CH159_5795MHz	
ANT	5	
Pol.	Vertical	Fundamental
Peak	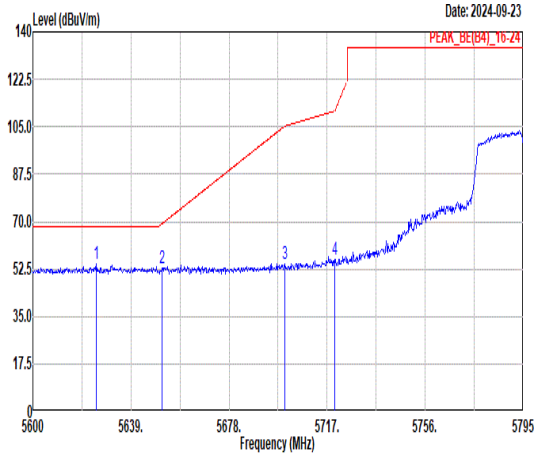 Freq Level Limit Line Margin (dB) Read Level Ant Factor Cable Loss Preamp Factor APos TPos Remark MHz dBuV/m dBuV/m dBuV dB/m dB dB cm deg 1 5625.35 54.37 68.30 -13.93 40.00 34.98 11.70 32.31 100 356 PEAK 2 5651.48 52.74 69.40 -16.66 38.37 35.01 11.69 32.33 100 356 PEAK 3 5700.04 54.29 105.21 -50.92 39.92 35.08 11.66 32.37 100 356 PEAK 4 5720.12 55.81 111.07 -55.26 41.42 35.11 11.66 32.38 100 356 PEAK	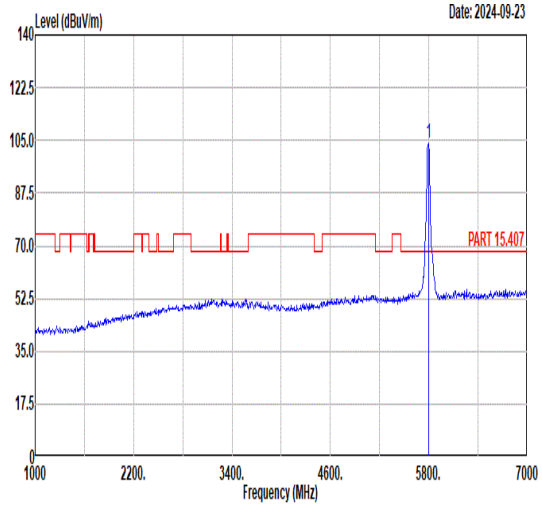 Freq Level Limit Line Margin (dB) Read Level Ant Factor Cable Loss Preamp Factor APos TPos Remark MHz dBuV/m dBuV/m dBuV dB/m dB dB cm deg 1 5795.00 104.16 ------ ------ 89.77 35.21 11.62 32.44 100 356 PEAK
Avg	Blank	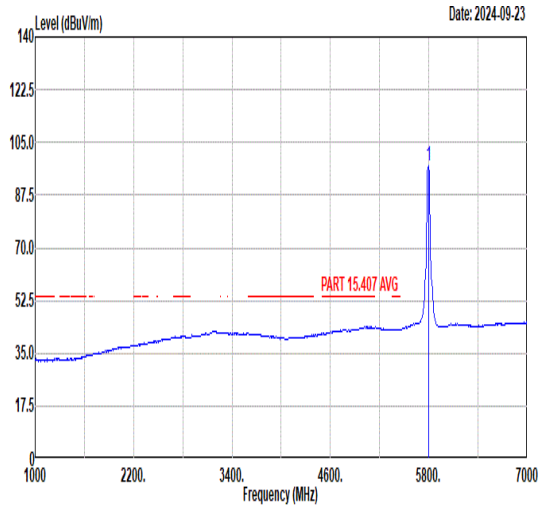 Freq Level Limit Line Margin (dB) Read Level Ant Factor Cable Loss Preamp Factor APos TPos Remark MHz dBuV/m dBuV/m dBuV dB/m dB dB cm deg 1 5795.00 97.09 ------ ------ 82.70 35.21 11.62 32.44 100 356 AVERAGE

Mode	40	
	Band Edge - R	
	U-NII-3_5.725-5.85_802.11n HT40_CH159_5795MHz	
ANT	5	
Pol.	Vertical	Fundamental
Peak	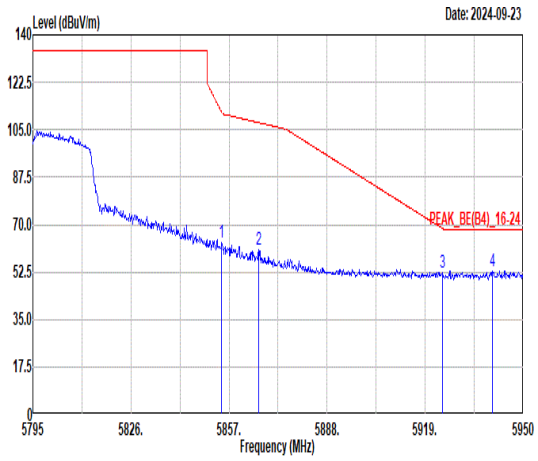 Freq Level Limit Line Margin (dB) Read Level Ant Factor Cable Loss Preamp Factor APos TPos Remark MHz dBuV/m dBuV/m dBuV dB/m dB dB cm deg 1 5854.68 63.41 111.54 -48.13 49.08 35.30 11.52 32.49 100 356 PEAK 2 5866.30 60.56 107.63 -47.07 46.25 35.31 11.50 32.50 100 356 PEAK 3 5924.58 52.11 68.51 -16.40 37.86 35.39 11.40 32.54 100 356 PEAK 4 5940.24 52.72 68.30 -15.58 38.47 35.42 11.38 32.55 100 356 PEAK	Blank

Mode	41	
	Band Edge - L	
	U-NII-3_5.725-5.85_802.11ac VHT80_CH155_5775MHz	
ANT	5	
Pol.	Horizontal	Fundamental
Peak	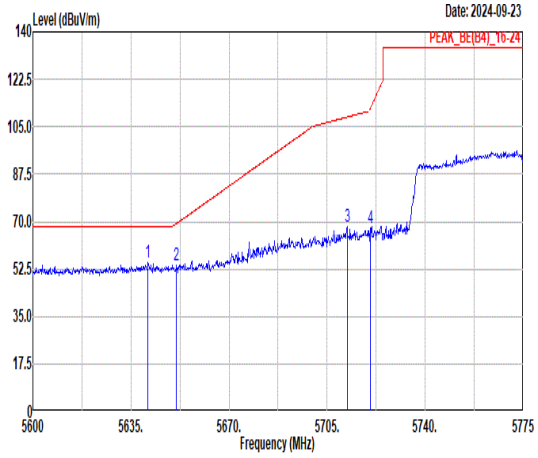 Freq Level Limit Line Margin (dB) Read Level Ant Factor Cable Loss Preamp Factor APos TPos Remark MHz dBuV/m dBuV/m dBuV dB/m dB dB cm deg 1 5641.13 54.92 68.30 -13.38 40.55 35.00 11.69 32.32 395 21 PEAK 2 5651.28 54.13 69.24 -15.11 39.76 35.01 11.69 32.33 395 21 PEAK 3 5712.18 68.28 108.61 -40.33 53.90 35.10 11.66 32.38 395 21 PEAK 4 5720.40 67.39 111.71 -44.32 53.00 35.11 11.66 32.38 395 21 PEAK	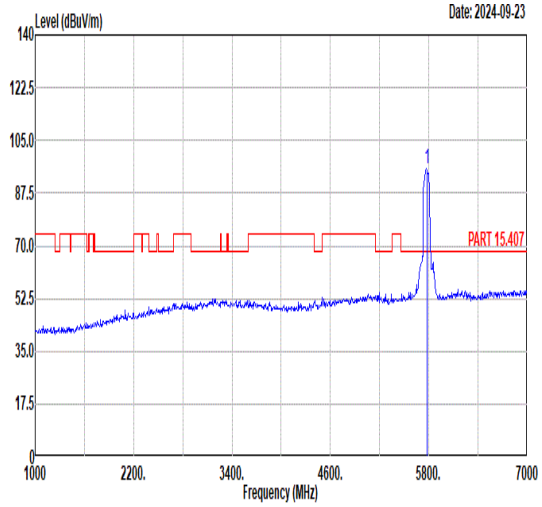 Freq Level Limit Line Margin (dB) Read Level Ant Factor Cable Loss Preamp Factor APos TPos Remark MHz dBuV/m dBuV/m dBuV dB/m dB dB cm deg 1 5775.00 95.52 ------ ------ 81.13 35.18 11.63 32.42 395 21 PEAK
Avg	Blank	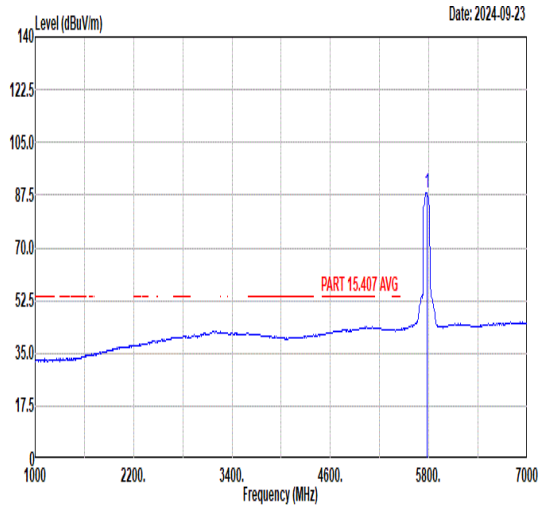 Freq Level Limit Line Margin (dB) Read Level Ant Factor Cable Loss Preamp Factor APos TPos Remark MHz dBuV/m dBuV/m dBuV dB/m dB dB cm deg 1 5775.00 88.30 ------ ------ 73.91 35.19 11.63 32.43 395 21 AVERAGE

Mode	41	
	Band Edge - R	
	U-NII-3_5.725-5.85_802.11ac VHT80_CH155_5775MHz	
ANT	5	
Pol.	Horizontal	Fundamental
Peak	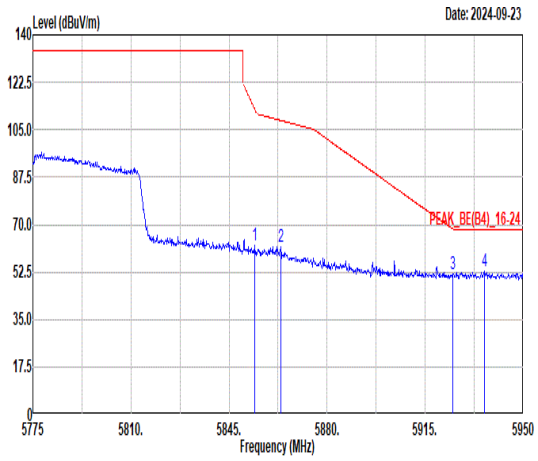 Freq Level Limit Line Margin (dB) Read Level Ant Factor Cable Loss Preamp Factor APos TPos Remark MHz dBuV/m dBuV/m dBuV dB/m dB dB cm deg 1 5854.28 62.13 112.45 -50.32 47.80 35.30 11.52 32.49 395 21 PEAK 2 5863.55 61.77 108.40 -46.63 47.44 35.31 11.51 32.49 395 21 PEAK 3 5924.80 51.53 68.35 -16.82 37.28 35.39 11.40 32.54 395 21 PEAK 4 5936.18 52.88 68.30 -15.42 38.64 35.41 11.38 32.55 395 21 PEAK	Blank

Mode	41	
	Band Edge - L	
	U-NII-3_5.725-5.85_802.11ac VHT80_CH155_5775MHz	
ANT	5	
Pol.	Vertical	Fundamental
Peak	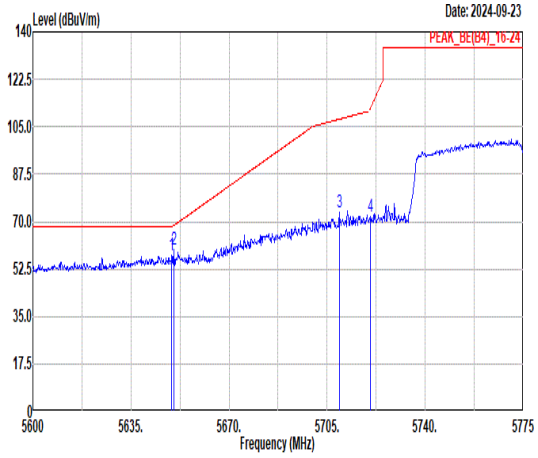 Freq Level Limit Line Margin (dB) Read Level Ant Factor Cable Loss Preamp Factor APos TPos Remark MHz dBuV/m dBuV/m dBuV dB/m dB dB cm deg 1 5649.53 57.71 68.30 -10.59 43.34 35.01 11.69 32.33 100 357 PEAK 2 5650.23 59.50 68.47 -8.97 45.13 35.01 11.69 32.33 100 357 PEAK 3 5709.38 73.21 107.83 -34.62 58.83 35.09 11.66 32.37 100 357 PEAK 4 5720.40 71.96 111.71 -39.75 57.57 35.11 11.66 32.38 100 357 PEAK	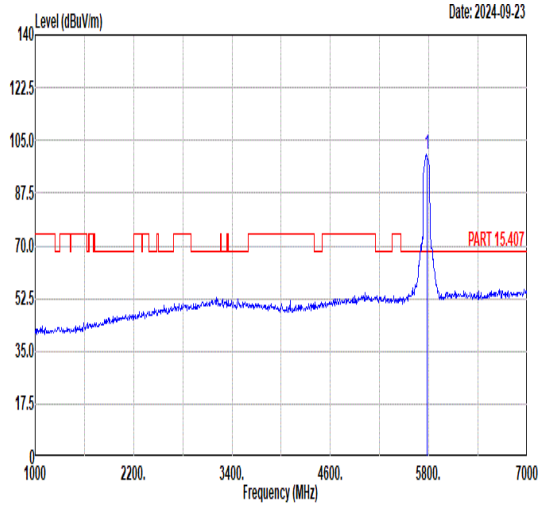 Freq Level Limit Line Margin (dB) Read Level Ant Factor Cable Loss Preamp Factor APos TPos Remark MHz dBuV/m dBuV/m dBuV dB/m dB dB cm deg 1 5775.00 100.21 ------ ------ 85.82 35.18 11.63 32.42 100 357 PEAK
Avg	Blank	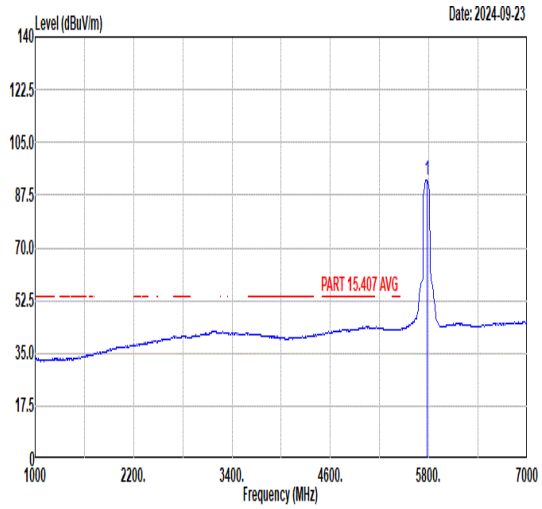 Freq Level Limit Line Margin (dB) Read Level Ant Factor Cable Loss Preamp Factor APos TPos Remark MHz dBuV/m dBuV/m dBuV dB/m dB dB cm deg 1 5775.00 92.62 ------ ------ 78.23 35.18 11.63 32.42 100 357 AVERAGE

Mode	41	
	Band Edge - R	
	U-NII-3_5.725-5.85_802.11ac VHT80_CH155_5775MHz	
ANT	5	
Pol.	Vertical	Fundamental
Peak	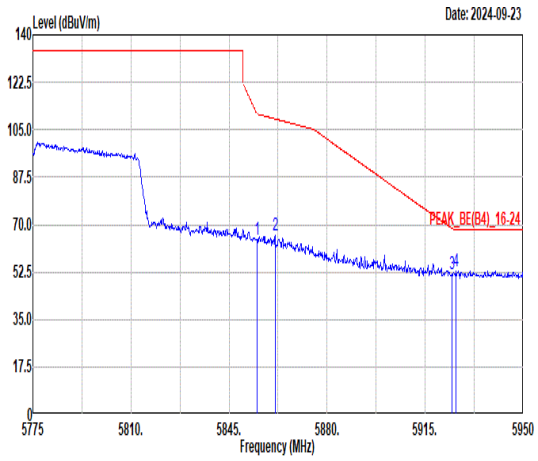 Freq Level Limit Line Margin (dB) Read Level Ant Factor Cable Loss Preamp Factor APos TPos Remark MHz dBuV/m dBuV/m dBuV dB/m dB dB cm deg 1 5854.98 64.44 110.86 -46.42 50.11 35.30 11.52 32.49 100 357 PEAK 2 5861.45 65.94 108.99 -43.05 51.61 35.31 11.51 32.49 100 357 PEAK 3 5924.63 51.71 68.48 -16.77 37.46 35.39 11.40 32.54 100 357 PEAK 4 5926.03 52.78 68.30 -15.52 38.52 35.40 11.40 32.54 100 357 PEAK	Blank

Mode	41	
	Harmonic	
	U-NII-3_5.725-5.85_802.11ac VHT80_CH155_5775MHz	
ANT	5	
Pol.	Horizontal	Vertical
Peak Avg	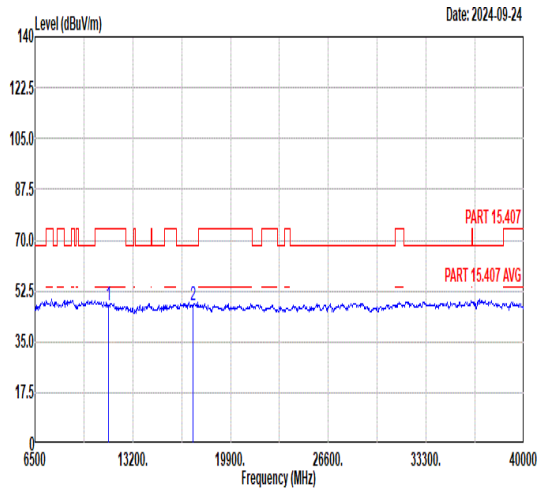 Freq Level Limit Line Margin Read Level Ant Factor Cable Loss Preamp Factor APos TPos Remark MHz dBuV/m dBuV/m dB dBuV dB/m dB dB cm deg 1 11550.00 47.38 74.00 -26.62 43.34 39.84 14.87 50.67 --- --- Peak 2 17325.00 47.76 68.30 -20.54 39.82 42.37 17.59 52.02 --- --- Peak	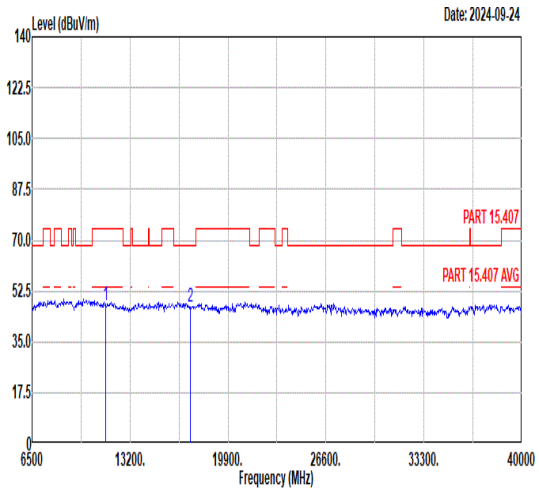 Freq Level Limit Line Margin Read Level Ant Factor Cable Loss Preamp Factor APos TPos Remark MHz dBuV/m dBuV/m dB dBuV dB/m dB dB cm deg 1 11550.00 47.55 74.00 -26.45 43.51 39.84 14.87 50.67 --- --- Peak 2 17325.00 47.08 68.30 -21.22 39.14 42.37 17.59 52.02 --- --- Peak

Mode	42	
	LF	
	U-NII-2A_5.25-5.35_WIFI 802.11ac VHT80_CH58_5290MHz	
ANT	5	
Pol.	Horizontal	Vertical
QP/ Peak	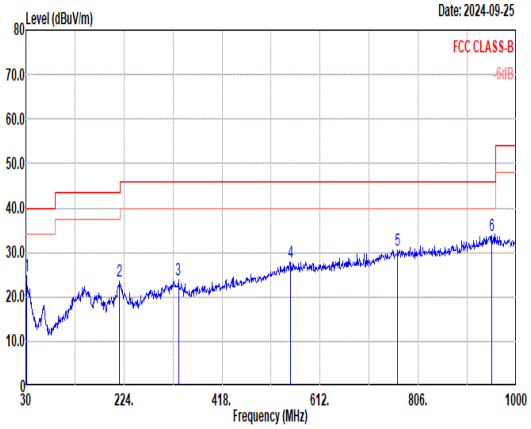	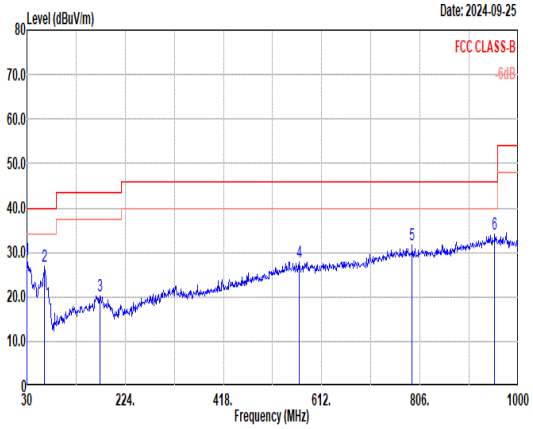

Horizontal:

	Freq	Level	Limit Line	Margin	Read Level	Ant Factor	Cable Loss	Preamp Factor	APos	TPos	Remark
	MHz	dBuV/m	dBuV/m	dB	dBuV	dB/m	dB	dB	cm	deg	
1	30.97	24.78	40.00	-15.22	30.33	24.62	1.03	31.20	---	---	Peak
2	215.27	23.61	43.50	-19.89	36.45	15.40	2.66	30.90	---	---	Peak
3	331.67	23.74	46.00	-22.26	31.20	20.10	3.28	30.84	---	---	Peak
4	553.80	27.74	46.00	-18.26	29.51	24.99	4.24	31.00	---	---	Peak
5	765.26	30.64	46.00	-15.36	30.70	25.96	4.98	31.00	---	---	Peak
6	951.50	33.82	46.00	-12.18	32.13	27.12	5.57	31.00	---	---	Peak

Vertical:

	Freq	Level	Limit Line	Margin	Read Level	Ant Factor	Cable Loss	Preamp Factor	APos	TPos	Remark
	MHz	dBuV/m	dBuV/m	dB	dBuV	dB/m	dB	dB	cm	deg	
1	30.00	28.28	40.00	-11.72	33.27	25.20	1.01	31.20	---	---	Peak
2	64.92	26.89	40.00	-13.11	44.21	12.50	1.48	31.30	---	---	Peak
3	173.56	20.32	43.50	-23.18	33.32	15.62	2.39	31.01	---	---	Peak
4	567.38	27.85	46.00	-18.15	29.59	24.97	4.29	31.00	---	---	Peak
5	790.48	31.71	46.00	-14.29	31.67	26.06	5.05	31.07	---	---	Peak
6	953.44	34.15	46.00	-11.85	32.43	27.14	5.58	31.00	---	---	Peak

Mode	43	
	LF	
	U-NII-2A_5.25-5.35_WIFI 802.11ac VHT80_CH155_5775MHz	
ANT	5	
Pol.	Horizontal	Vertical
QP/ Peak	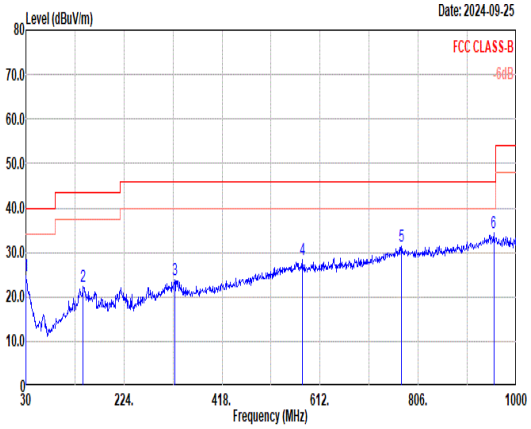	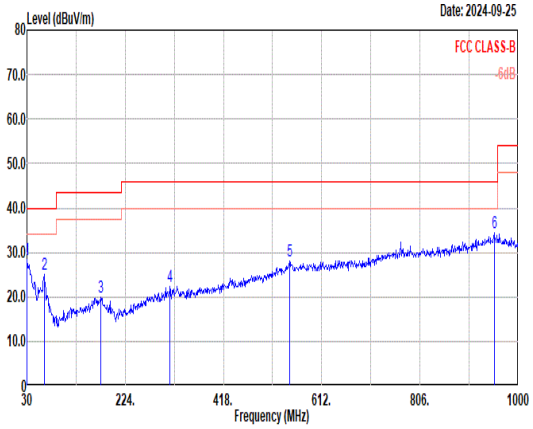

Horizontal:

	Freq	Level	Limit Line	Margin	Read Level	Ant Factor	Cable Loss	Preamp Factor	APos	TPos	Remark
	MHz	dBuV/m	dBuV/m	dB	dBuV	dB/m	dB	dB	cm	deg	
1	30.00	24.69	40.00	-15.31	29.68	25.20	1.01	31.20	---	---	Peak
2	143.49	22.20	43.50	-21.30	34.07	17.07	2.17	31.11	---	---	Peak
3	323.91	23.76	46.00	-22.24	31.44	19.93	3.24	30.85	---	---	Peak
4	577.08	28.33	46.00	-17.67	30.05	24.95	4.33	31.00	---	---	Peak
5	773.02	31.33	46.00	-14.67	31.36	25.99	5.00	31.02	---	---	Peak
6	955.38	34.39	46.00	-11.61	32.65	27.16	5.58	31.00	---	---	Peak

Vertical:

	Freq	Level	Limit Line	Margin	Read Level	Ant Factor	Cable Loss	Preamp Factor	APos	TPos	Remark
	MHz	dBuV/m	dBuV/m	dB	dBuV	dB/m	dB	dB	cm	deg	
1	30.00	28.42	40.00	-11.58	33.41	25.20	1.01	31.20	---	---	Peak
2	63.95	25.13	40.00	-14.87	42.45	12.50	1.47	31.29	---	---	Peak
3	175.50	19.89	43.50	-23.61	32.95	15.53	2.41	31.00	---	---	Peak
4	312.27	22.44	46.00	-23.56	30.47	19.67	3.18	30.88	---	---	Peak
5	547.98	28.01	46.00	-17.99	29.84	24.95	4.21	30.99	---	---	Peak
6	952.47	34.34	46.00	-11.66	32.63	27.13	5.58	31.00	---	---	Peak

Mode	44	
	Band Edge - L	
	Co-TX U-NII-2A_5.25-5.35_802.11ac VHT80_CH58_5290MHz+LTE B13 Link	
ANT	5	
Pol.	Horizontal	Fundamental
Peak	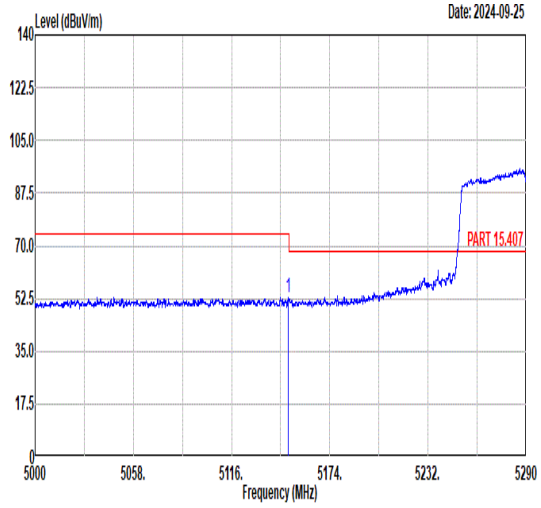 Freq Level Limit Line Margin (dB) Read Level Ant Factor Cable Loss Preamp Factor APos TPos Remark MHz dBuV/m dBuV/m dBuV dB/m dB dB cm deg 1 5149.52 52.97 74.00 -21.03 38.79 34.87 11.09 31.78 132 351 PEAK	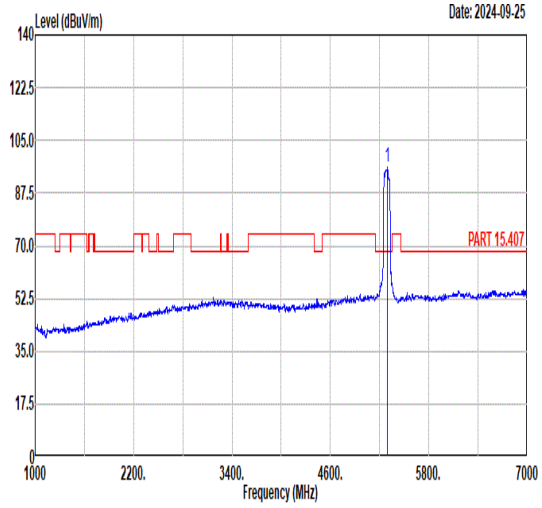 Freq Level Limit Line Margin (dB) Read Level Ant Factor Cable Loss Preamp Factor APos TPos Remark MHz dBuV/m dBuV/m dBuV dB/m dB dB cm deg 1 5290.00 95.93 ------ ------ 82.06 34.84 10.99 31.96 132 351 PEAK
Avg	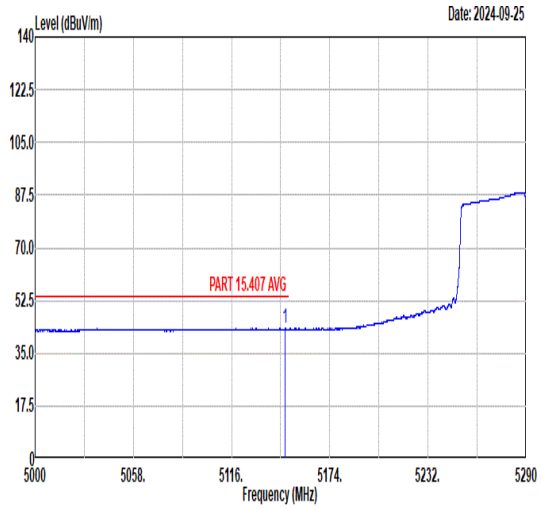 Freq Level Limit Line Margin (dB) Read Level Ant Factor Cable Loss Preamp Factor APos TPos Remark MHz dBuV/m dBuV/m dBuV dB/m dB dB cm deg 1 5147.76 43.24 54.00 -10.76 29.06 34.87 11.09 31.78 132 351 AVERAGE	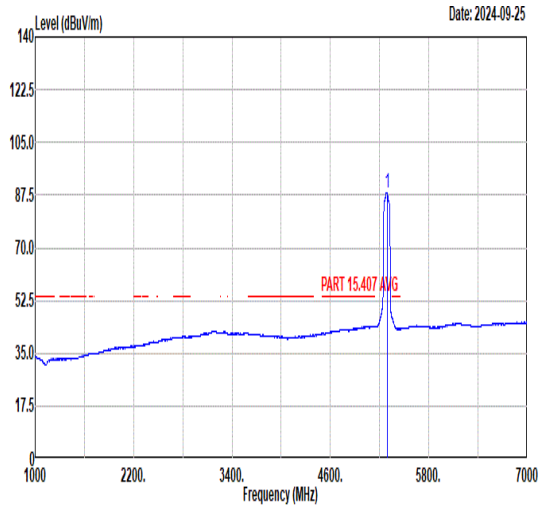 Freq Level Limit Line Margin (dB) Read Level Ant Factor Cable Loss Preamp Factor APos TPos Remark MHz dBuV/m dBuV/m dBuV dB/m dB dB cm deg 1 5290.00 88.35 ------ ------ 74.47 34.84 10.99 31.95 132 351 AVERAGE

Mode	44	
	Band Edge - R	
	Co-TX U-NII-2A_5.25-5.35_802.11ac VHT80_CH58_5290MHz+LTE B13 Link	
ANT	5	
Pol.	Horizontal	Fundamental
Peak	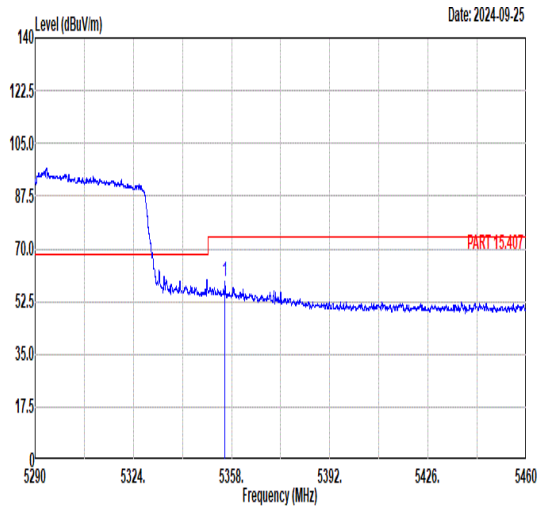 Freq Level Limit Line Margin (dB) Read Level Ant Factor Cable Loss Preamp Factor APos TPos Remark MHz dBuV/m dBuV/m dBuV dB/m dB dB cm deg 1 5355.72 59.28 74.00 -14.72 45.55 34.83 10.94 32.04 132 351 PEAK	Blank
Avg	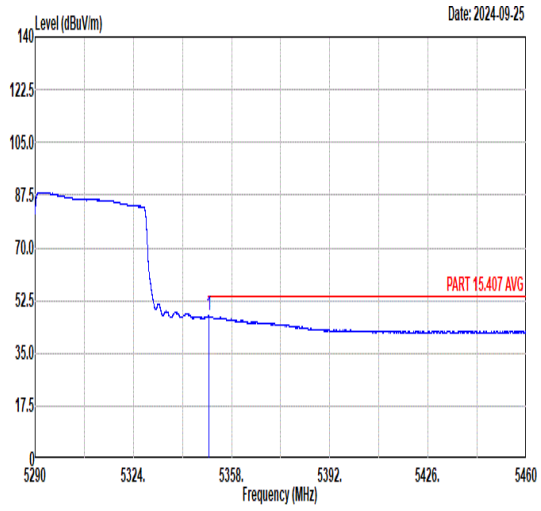 Freq Level Limit Line Margin (dB) Read Level Ant Factor Cable Loss Preamp Factor APos TPos Remark MHz dBuV/m dBuV/m dBuV dB/m dB dB cm deg 1 5350.10 47.43 54.00 -6.57 33.69 34.83 10.94 32.03 132 351 AVERAGE	Blank

Mode	44	
	Band Edge - L	
	Co-TX U-NII-2A_5.25-5.35_802.11ac VHT80_CH58_5290MHz+LTE B13 Link	
ANT	5	
Pol.	Vertical	Fundamental
Peak	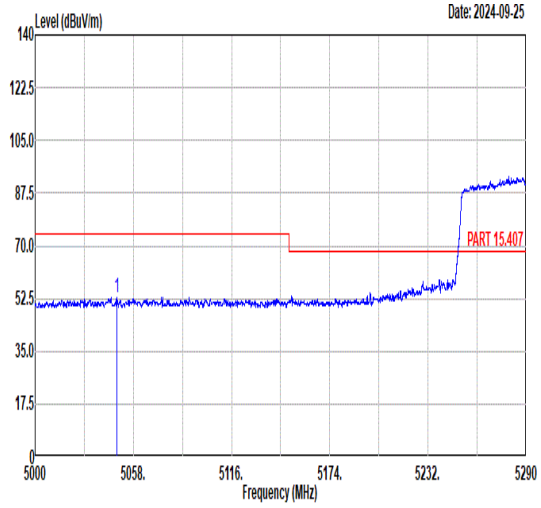 Freq Level Limit Line Margin (dB) Read Level Ant Factor Cable Loss Preamp Factor APos TPos Remark MHz dBuV/m dBuV/m dBuV dB/m dB dB cm deg 1 5048.31 52.92 74.00 -21.08 38.55 34.89 11.14 31.66 217 63 PEAK	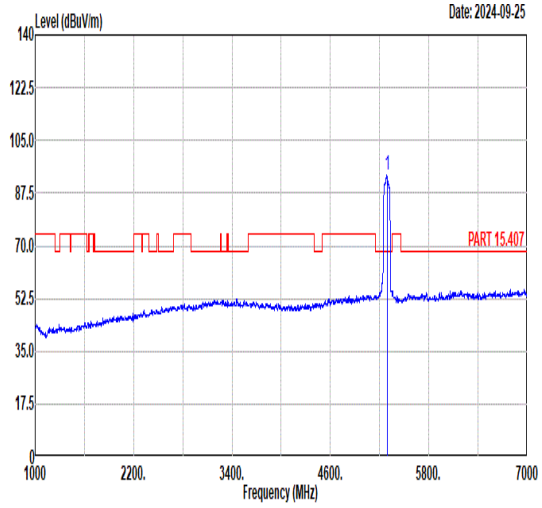 Freq Level Limit Line Margin (dB) Read Level Ant Factor Cable Loss Preamp Factor APos TPos Remark MHz dBuV/m dBuV/m dBuV dB/m dB dB cm deg 1 5290.00 93.47 ------ ------ 79.59 34.84 10.99 31.95 217 63 PEAK
Avg	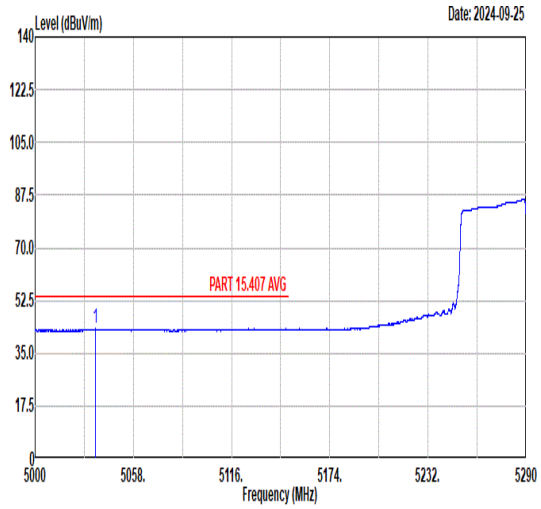 Freq Level Limit Line Margin (dB) Read Level Ant Factor Cable Loss Preamp Factor APos TPos Remark MHz dBuV/m dBuV/m dBuV dB/m dB dB cm deg 1 5035.55 43.12 54.00 -10.88 28.72 34.89 11.15 31.64 217 63 AVERAGE	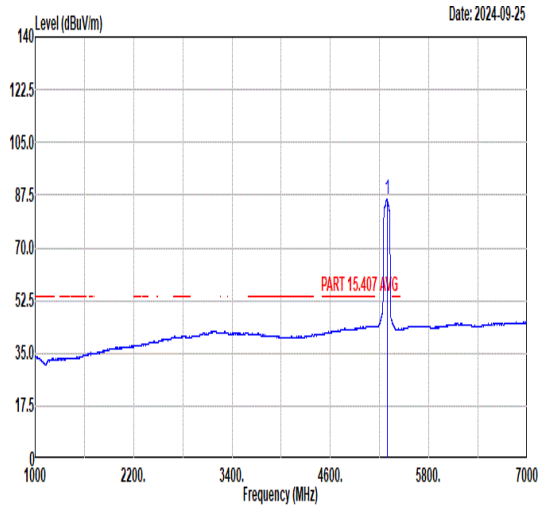 Freq Level Limit Line Margin (dB) Read Level Ant Factor Cable Loss Preamp Factor APos TPos Remark MHz dBuV/m dBuV/m dBuV dB/m dB dB cm deg 1 5290.00 86.17 ------ ------ 72.29 34.84 10.99 31.95 217 63 AVERAGE

Mode	44	
	Band Edge - R	
	Co-TX U-NII-2A_5.25-5.35_802.11ac VHT80_CH58_5290MHz+LTE B13 Link	
ANT	5	
Pol.	Vertical	Fundamental
Peak	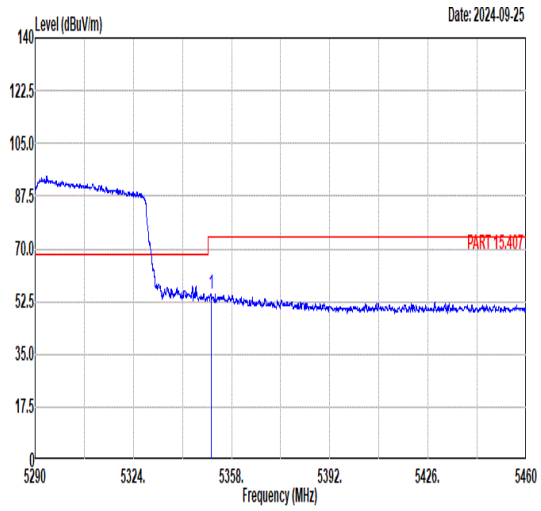 Freq Level Limit Line Margin (dB) Read Level Ant Factor Cable Loss Preamp Factor APos TPos Remark MHz dBuV/m dBuV/m dBuV dB/m dB dB cm deg 1 5350.96 55.19 74.00 -18.81 41.45 34.83 10.94 32.03 217 63 PEAK	Blank
Avg	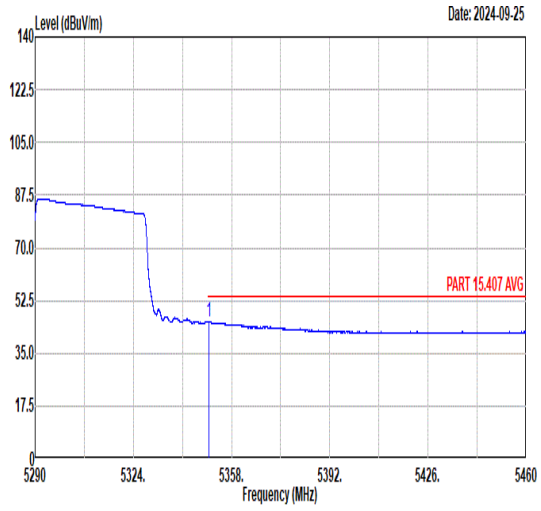 Freq Level Limit Line Margin (dB) Read Level Ant Factor Cable Loss Preamp Factor APos TPos Remark MHz dBuV/m dBuV/m dBuV dB/m dB dB cm deg 1 5350.27 45.68 54.00 -8.32 31.94 34.83 10.94 32.03 217 63 AVERAGE	Blank

Mode	44	
	Harmonic	
	Co-TX U-NII-2A_5.25-5.35_802.11ac VHT80_CH58_5290MHz+LTE B13 Link	
ANT	5	
Pol.	Horizontal	Vertical
Peak Avg	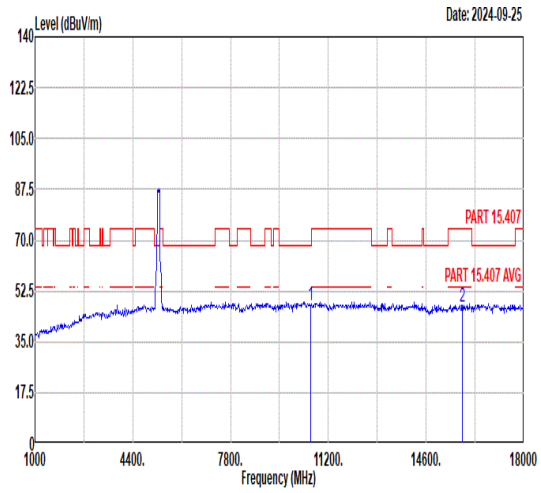 Freq Level Limit Line Margin Read Level Ant Factor Cable Loss Preamp Factor APos TPos Remark MHz dBuV/m dBuV/m dB dBuV dB/m dB dB cm deg 1 10580.00 47.72 68.30 -20.58 44.75 39.48 14.29 50.80 --- --- Peak 2 15870.00 46.96 74.00 -27.04 39.53 42.02 17.11 51.70 --- --- Peak	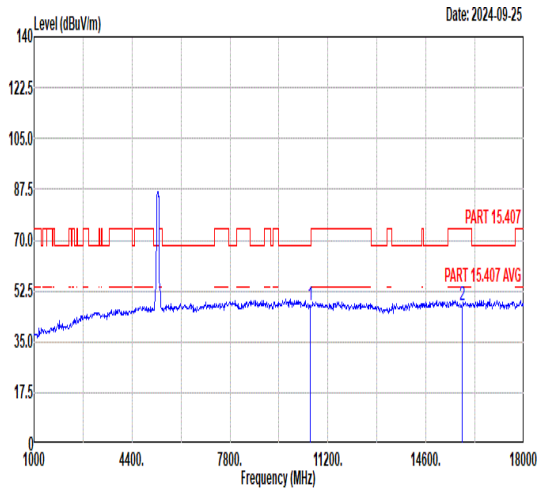 Freq Level Limit Line Margin Read Level Ant Factor Cable Loss Preamp Factor APos TPos Remark MHz dBuV/m dBuV/m dB dBuV dB/m dB dB cm deg 1 10580.00 47.52 68.30 -20.78 44.55 39.48 14.29 50.80 --- --- Peak 2 15870.00 47.64 74.00 -26.36 40.21 42.02 17.11 51.70 --- --- Peak

Remark: In co-location mode, the signals exceeding the limit are all the fundamental frequency which can be ignored.

Mode	45	
	Band Edge - L	
	CO-TX U-NII-2A_5.25-5.35_802.11ac VHT80_CH58_5290MHz+2400-2483.5_Bluetooth-LE_CH01_2404MHz	
ANT	5	
Pol.	Horizontal	Fundamental
Peak	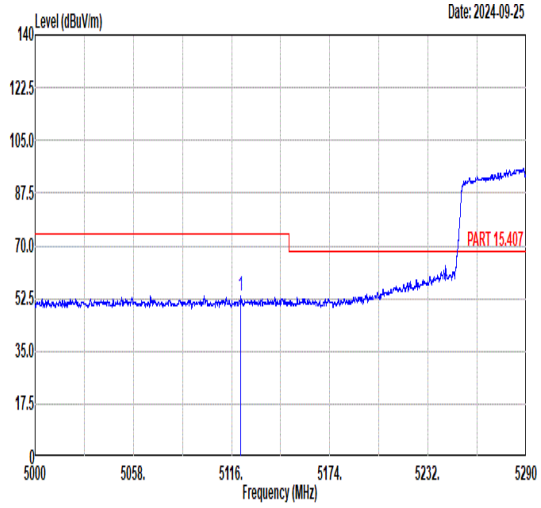 Freq Level Limit Line Margin (dB) Read Level Ant Factor Cable Loss Preamp Factor APos TPos Remark MHz dBuV/m dBuV/m dBuV dB/m dB dB cm deg 1 5121.39 53.44 74.00 -20.56 39.21 34.88 11.10 31.75 133 349 PEAK	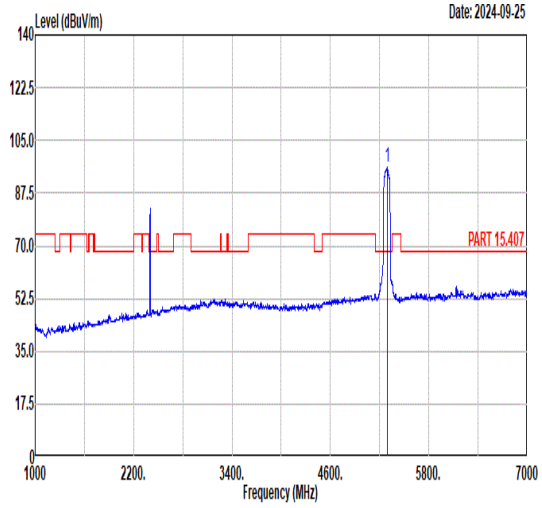 Freq Level Limit Line Margin (dB) Read Level Ant Factor Cable Loss Preamp Factor APos TPos Remark MHz dBuV/m dBuV/m dBuV dB/m dB dB cm deg 1 5290.00 96.04 ------ ------ 82.17 34.84 10.99 31.96 133 349 PEAK
Avg	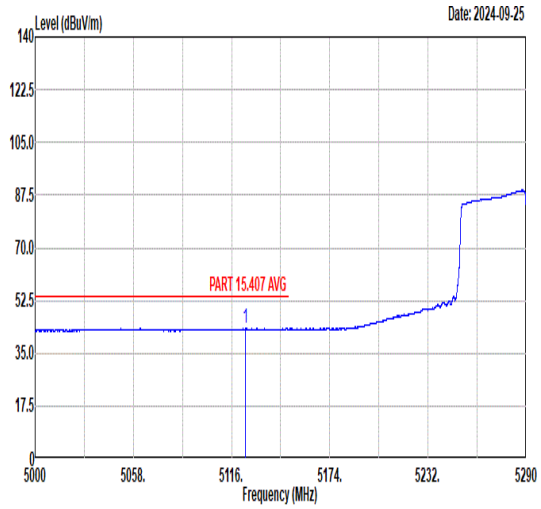 Freq Level Limit Line Margin (dB) Read Level Ant Factor Cable Loss Preamp Factor APos TPos Remark MHz dBuV/m dBuV/m dBuV dB/m dB dB cm deg 1 5124.27 43.22 54.00 -10.78 28.99 34.88 11.10 31.75 133 349 AVERAGE	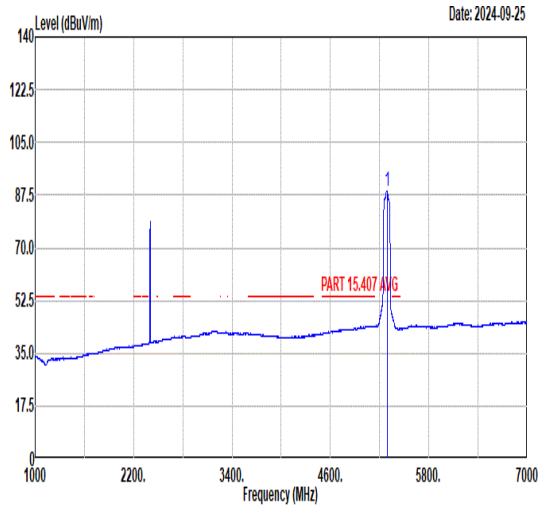 Freq Level Limit Line Margin (dB) Read Level Ant Factor Cable Loss Preamp Factor APos TPos Remark MHz dBuV/m dBuV/m dBuV dB/m dB dB cm deg 1 5290.00 88.90 ------ ------ 75.00 34.84 11.00 31.94 133 349 AVERAGE

Remark: In co-location mode, the signals exceeding the limit are all the fundamental frequency which can be ignored.

Mode	45	
	Band Edge - R	
	CO-TX U-NII-2A_5.25-5.35_802.11ac VHT80_CH58_5290MHz+2400-2483.5_Bluetooth-LE_CH01_2404MHz	
ANT	5	
Pol.	Horizontal	Fundamental
Peak	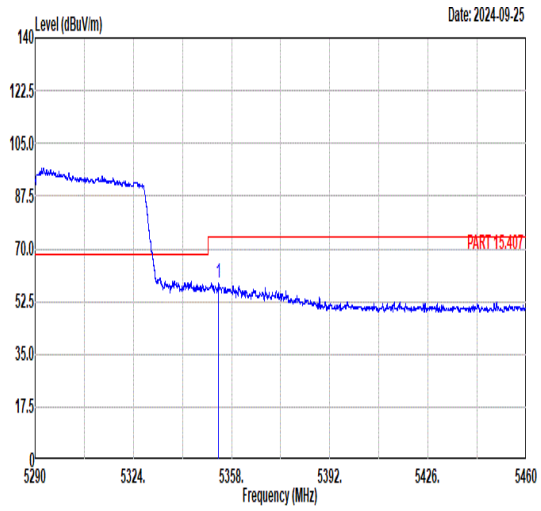 Freq Level Limit Line Margin (dB) Read Level Ant Factor Cable Loss Preamp Factor APos TPos Remark MHz dBuV/m dBuV/m dBuV dB/m dB dB cm deg 1 5353.51 58.75 74.00 -15.25 45.01 34.83 10.94 32.03 133 349 PEAK	Blank
Avg	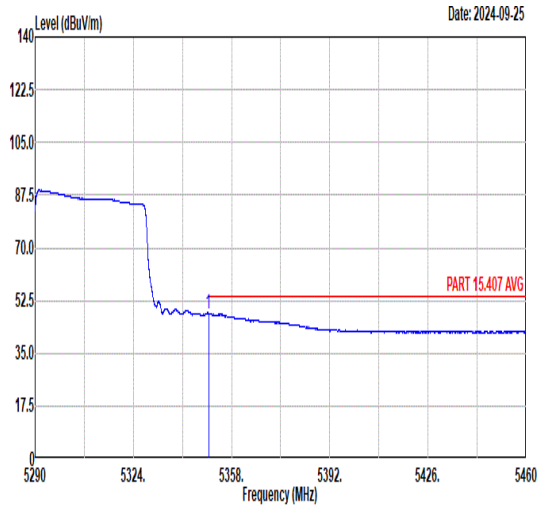 Freq Level Limit Line Margin (dB) Read Level Ant Factor Cable Loss Preamp Factor APos TPos Remark MHz dBuV/m dBuV/m dBuV dB/m dB dB cm deg 1 5350.01 48.30 54.00 -5.70 34.56 34.83 10.94 32.03 133 349 AVERAGE	Blank

Mode	45	
	Band Edge - L	
	CO-TX U-NII-2A_5.25-5.35_802.11ac VHT80_CH58_5290MHz+2400-2483.5_Bluetooth-LE_CH01_2404MHz	
ANT	5	
Pol.	Vertical	Fundamental
Peak	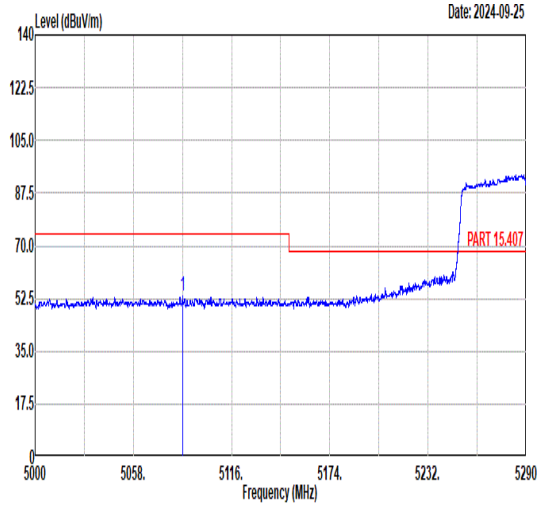 Freq Level Limit Line Margin (dB) Read Level Ant Factor Cable Loss Preamp Factor APos TPos Remark MHz dBuV/m dBuV/m dBuV dB/m dB dB cm deg 1 5087.15 53.13 74.00 -20.87 38.83 34.88 11.12 31.70 217 75 PEAK	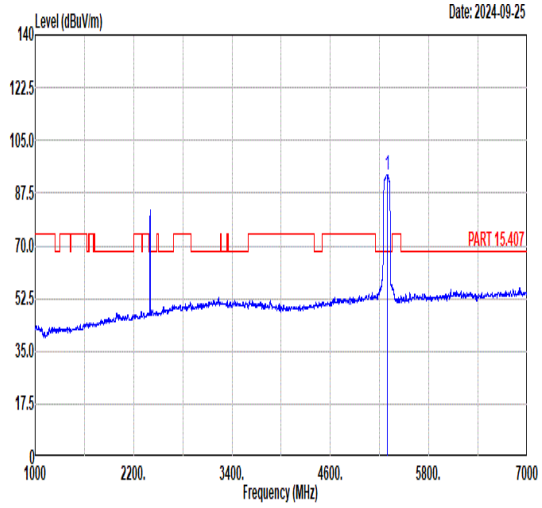 Freq Level Limit Line Margin (dB) Read Level Ant Factor Cable Loss Preamp Factor APos TPos Remark MHz dBuV/m dBuV/m dBuV dB/m dB dB cm deg 1 5290.00 93.73 ------ ------ 79.85 34.84 10.99 31.95 217 75 PEAK
Avg	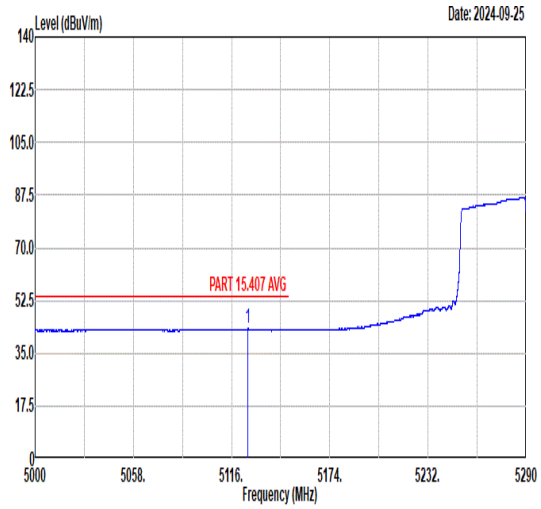 Freq Level Limit Line Margin (dB) Read Level Ant Factor Cable Loss Preamp Factor APos TPos Remark MHz dBuV/m dBuV/m dBuV dB/m dB dB cm deg 1 5125.72 43.12 54.00 -10.88 28.90 34.87 11.10 31.75 217 75 AVERAGE	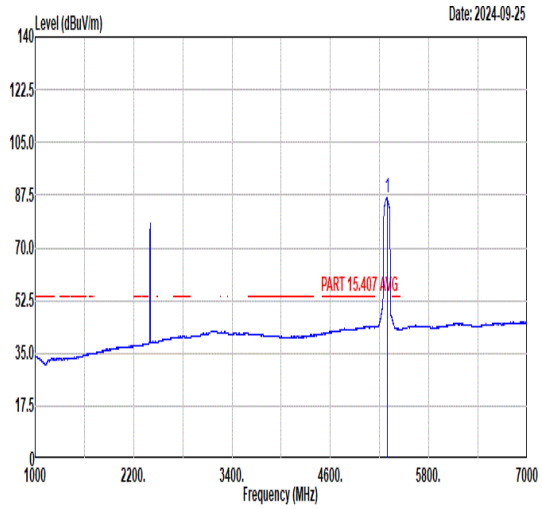 Freq Level Limit Line Margin (dB) Read Level Ant Factor Cable Loss Preamp Factor APos TPos Remark MHz dBuV/m dBuV/m dBuV dB/m dB dB cm deg 1 5290.00 86.80 ------ ------ 72.92 34.84 10.99 31.95 217 75 AVERAGE

Remark: In co-location mode, the signals exceeding the limit are all the fundamental frequency which can be ignored.

Mode	45	
	Band Edge - R	
	CO-TX U-NII-2A_5.25-5.35_802.11ac VHT80_CH58_5290MHz+2400-2483.5_Bluetooth-LE_CH01_2404MHz	
ANT	5	
Pol.	Vertical	Fundamental
Peak	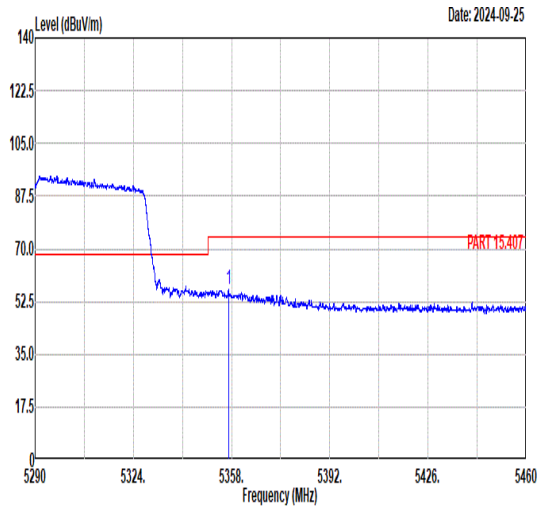 Freq Level Limit Line Margin (dB) Read Level Ant Factor Cable Loss Preamp Factor APos TPos Remark MHz dBuV/m dBuV/m dBuV dB/m dB dB cm deg 1 5356.90 56.67 74.00 -17.33 42.94 34.83 10.94 32.04 217 75 PEAK	Blank
Avg	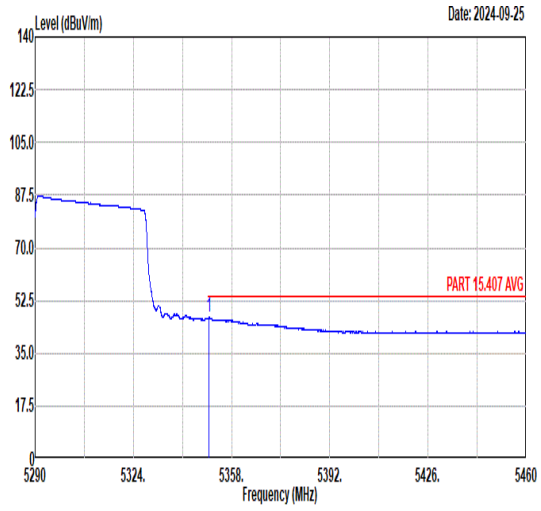 Freq Level Limit Line Margin (dB) Read Level Ant Factor Cable Loss Preamp Factor APos TPos Remark MHz dBuV/m dBuV/m dBuV dB/m dB dB cm deg 1 5350.27 47.00 54.00 -7.00 33.26 34.83 10.94 32.03 217 75 AVERAGE	Blank

Mode	45	
	Band Edge	
	CO-TX U-NII-2A_5.25-5.35_802.11ac VHT80_CH58_5290MHz+2400-2483.5_Bluetooth-LE_CH01_2404MHz	
ANT	5	
Pol.	Horizontal	Fundamental
Peak	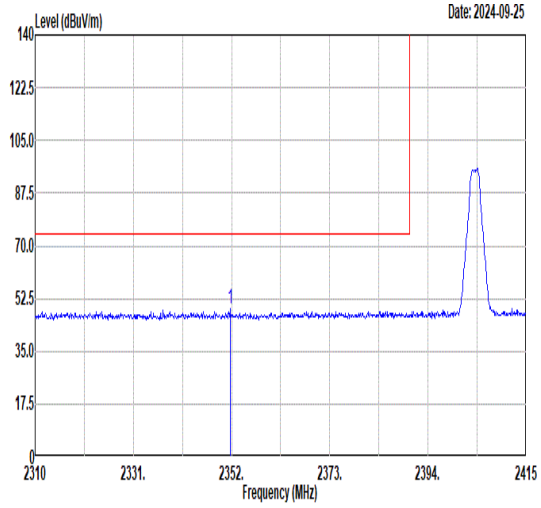 Freq Level Limit Line Margin (dB) Read Level Ant Factor Cable Loss Preamp Factor APos TPos Remark MHz dBuV/m dBuV/m dBuV dB/m dB dB cm deg 1 2351.69 48.90 74.00 -25.10 41.15 32.17 7.65 32.07 366 320 PEAK	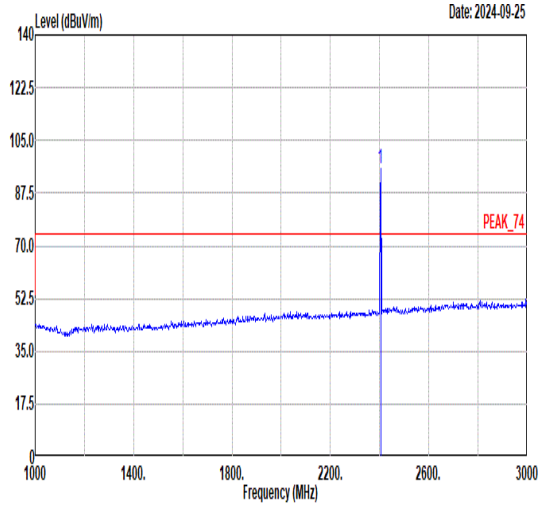 Freq Level Limit Line Margin (dB) Read Level Ant Factor Cable Loss Preamp Factor APos TPos Remark MHz dBuV/m dBuV/m dBuV dB/m dB dB cm deg 1 2404.00 95.65 ------ ------ 87.64 32.29 7.80 32.08 366 320 PEAK
Avg	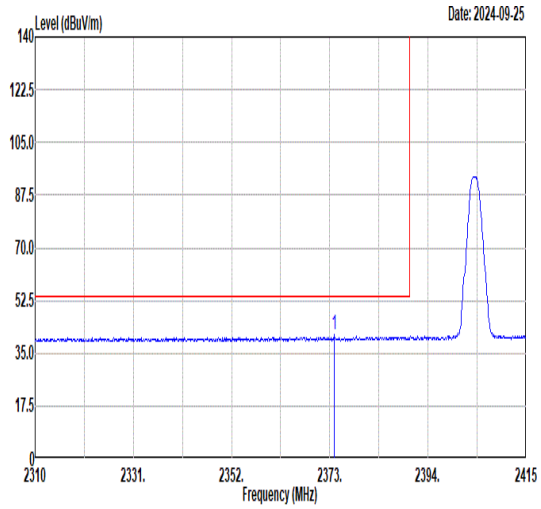 Freq Level Limit Line Margin (dB) Read Level Ant Factor Cable Loss Preamp Factor APos TPos Remark MHz dBuV/m dBuV/m dBuV dB/m dB dB cm deg 1 2373.95 41.11 54.00 -12.89 33.24 32.22 7.72 32.07 366 320 AVERAGE	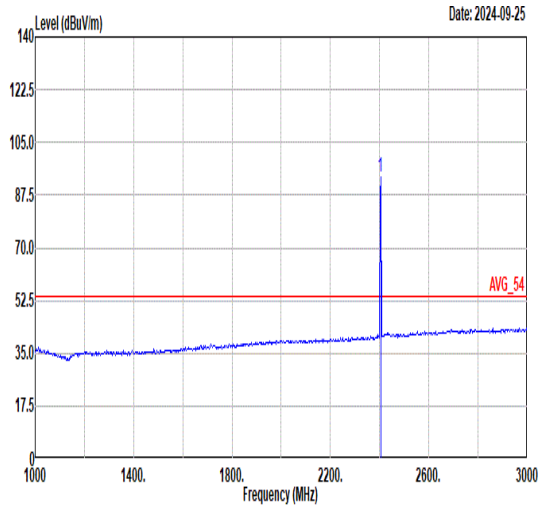 Freq Level Limit Line Margin (dB) Read Level Ant Factor Cable Loss Preamp Factor APos TPos Remark MHz dBuV/m dBuV/m dBuV dB/m dB dB cm deg 1 2404.00 93.63 ------ ------ 85.62 32.29 7.80 32.08 366 320 AVERAGE

Mode	45	
	Band Edge	
	CO-TX U-NII-2A_5.25-5.35_802.11ac VHT80_CH58_5290MHz+2400-2483.5_Bluetooth-LE_CH01_2404MHz	
ANT	5	
Pol.	Vertical	Fundamental
Peak	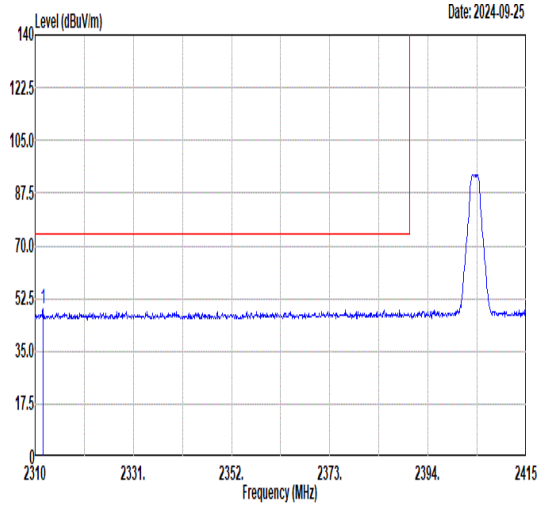 Freq Level Limit Line Margin (dB) Read Level Ant Factor Cable Loss Preamp Factor APos TPos Remark MHz dBuV/m dBuV/m dBuV dB/m dB dB cm deg 1 2311.68 49.06 74.00 -24.94 41.49 32.09 7.54 32.06 400 273 PEAK	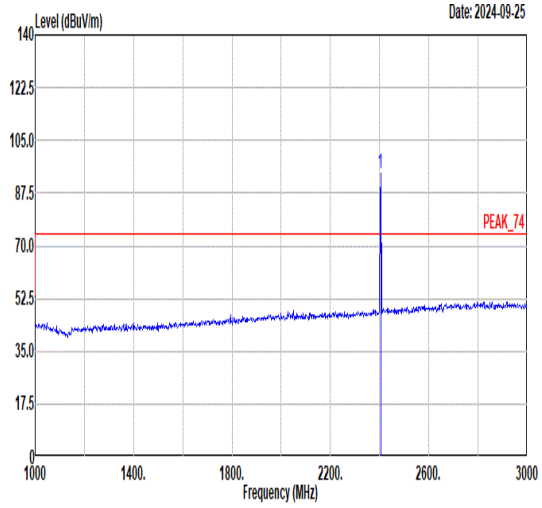 Freq Level Limit Line Margin (dB) Read Level Ant Factor Cable Loss Preamp Factor APos TPos Remark MHz dBuV/m dBuV/m dBuV dB/m dB dB cm deg 1 2404.00 94.01 ------ ------ 86.00 32.29 7.80 32.08 400 273 PEAK
Avg	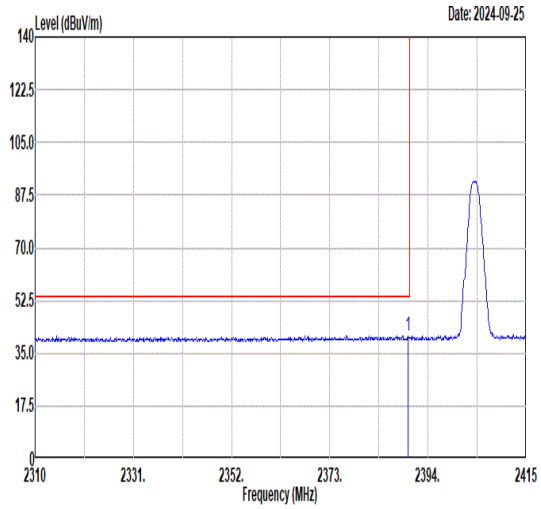 Freq Level Limit Line Margin (dB) Read Level Ant Factor Cable Loss Preamp Factor APos TPos Remark MHz dBuV/m dBuV/m dBuV dB/m dB dB cm deg 1 2389.70 40.65 54.00 -13.35 32.71 32.26 7.76 32.08 400 273 AVERAGE	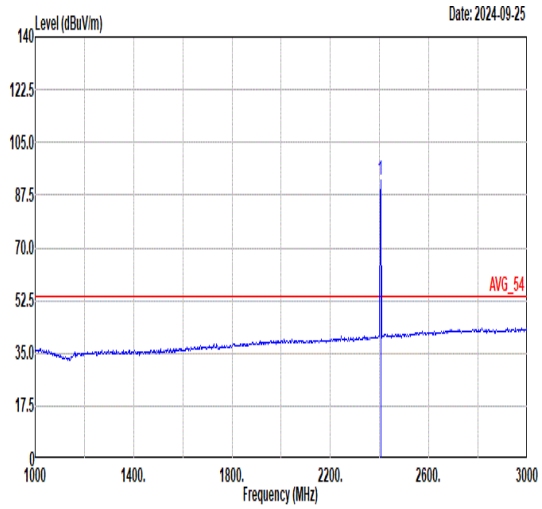 Freq Level Limit Line Margin (dB) Read Level Ant Factor Cable Loss Preamp Factor APos TPos Remark MHz dBuV/m dBuV/m dBuV dB/m dB dB cm deg 1 2404.00 92.21 ------ ------ 84.20 32.29 7.80 32.08 400 273 AVERAGE

Mode	45	
	Harmonic	
	CO-TX U-NII-2A_5.25-5.35_802.11ac VHT80_CH58_5290MHz+2400-2483.5_Bluetooth-LE_CH01_2404MHz	
ANT	5	
Pol.	Horizontal	Vertical
Peak Avg	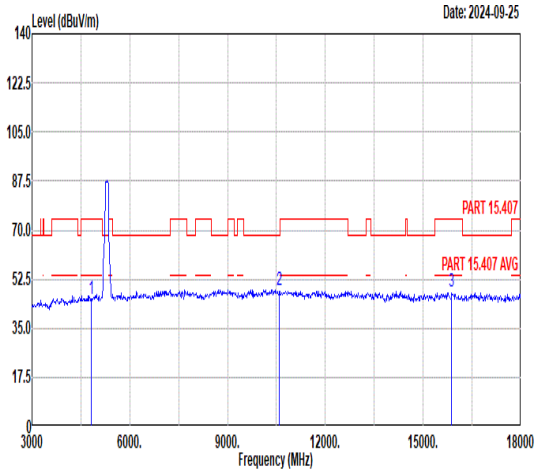 Freq Level Limit Line Margin Read Level Ant Factor Cable Loss Preamp Factor APos TPos Remark MHz dBuV/m dBuV/m dB dBuV dB/m dB dB cm deg 1 4808.00 45.18 74.00 -28.82 50.87 34.82 11.07 51.58 --- --- Peak 2 10580.00 48.70 68.30 -19.60 45.73 39.48 14.29 50.80 --- --- Peak 3 15870.00 47.86 74.00 -26.14 40.43 42.02 17.11 51.70 --- --- Peak	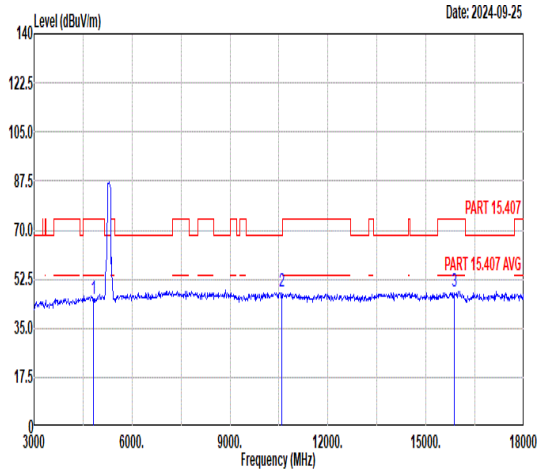 Freq Level Limit Line Margin Read Level Ant Factor Cable Loss Preamp Factor APos TPos Remark MHz dBuV/m dBuV/m dB dBuV dB/m dB dB cm deg 1 4808.00 45.30 74.00 -28.70 50.99 34.82 11.07 51.58 --- --- Peak 2 10580.00 47.89 68.30 -20.41 44.92 39.48 14.29 50.80 --- --- Peak 3 15870.00 47.91 74.00 -26.09 40.48 42.02 17.11 51.70 --- --- Peak

Remark: In co-location mode, the signals exceeding the limit are all the fundamental frequency which can be ignored.

Mode	46	
	Band Edge - L	
	U-NII-2A_5.25-5.35_802.11ac VHT80_CH58_5290MHz	
ANT	5	
Pol.	Horizontal	Fundamental
Peak	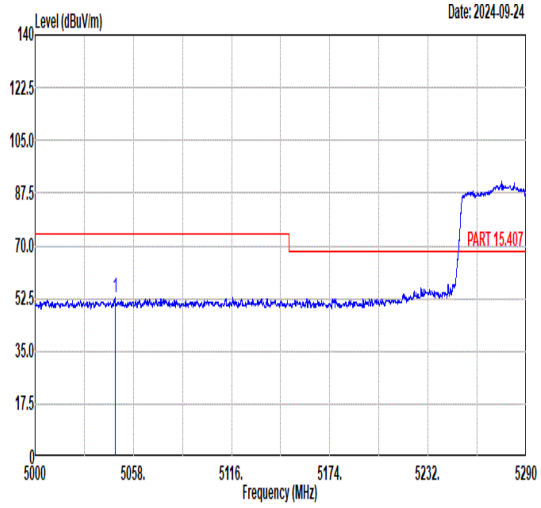 Freq Level Limit Line Margin Read Level Ant Factor Cable Loss Preamp Factor APos TPos Remark MHz dBuV/m dBuV/m dB dBuV dB/m dB dB cm deg 1 5047.15 52.79 74.00 -21.21 38.41 34.89 11.14 31.65 400 10 PEAK	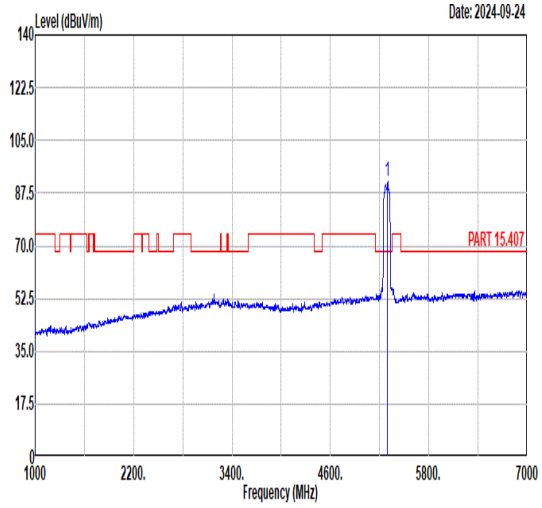 Freq Level Limit Line Margin Read Level Ant Factor Cable Loss Preamp Factor APos TPos Remark MHz dBuV/m dBuV/m dB dBuV dB/m dB dB cm deg 1 5290.00 91.31 ------ ------ 77.46 34.84 10.98 31.97 400 10 PEAK
Avg	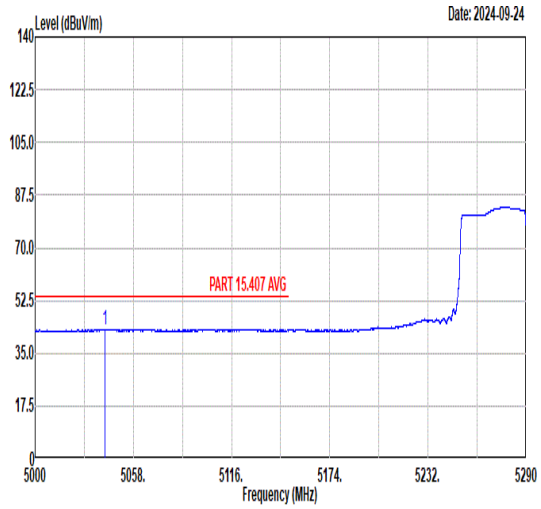 Freq Level Limit Line Margin Read Level Ant Factor Cable Loss Preamp Factor APos TPos Remark MHz dBuV/m dBuV/m dB dBuV dB/m dB dB cm deg 1 5041.06 43.02 54.00 -10.98 28.63 34.89 11.15 31.65 400 10 AVERAGE	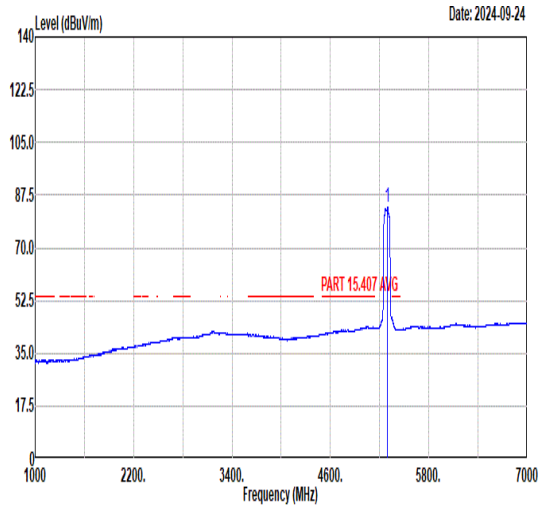 Freq Level Limit Line Margin Read Level Ant Factor Cable Loss Preamp Factor APos TPos Remark MHz dBuV/m dBuV/m dB dBuV dB/m dB dB cm deg 1 5290.00 83.58 ------ ------ 69.71 34.84 10.99 31.96 400 10 AVERAGE

Mode	46	
	Band Edge - R	
	U-NII-2A_5.25-5.35_802.11ac VHT80_CH58_5290MHz	
ANT	5	
Pol.	Horizontal	Fundamental
Peak	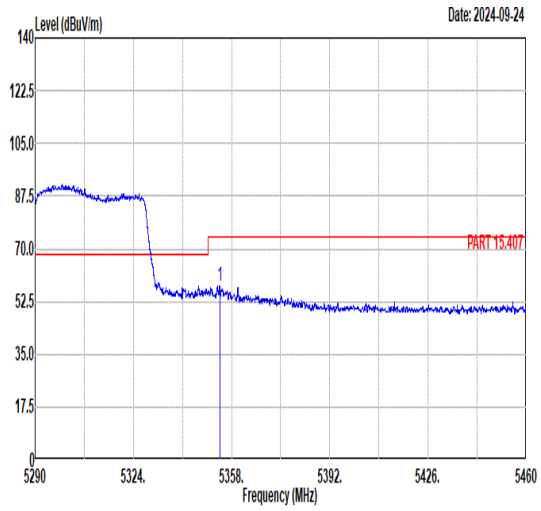 Freq Level Limit Line Margin Read Level Ant Factor Cable Loss Preamp Factor APos TPos Remark MHz dBuV/m dBuV/m dB dBuV dB/m dB dB cm deg 1 5354.01 57.81 74.00 -16.19 44.07 34.83 10.94 32.03 400 10 PEAK	Blank
Avg	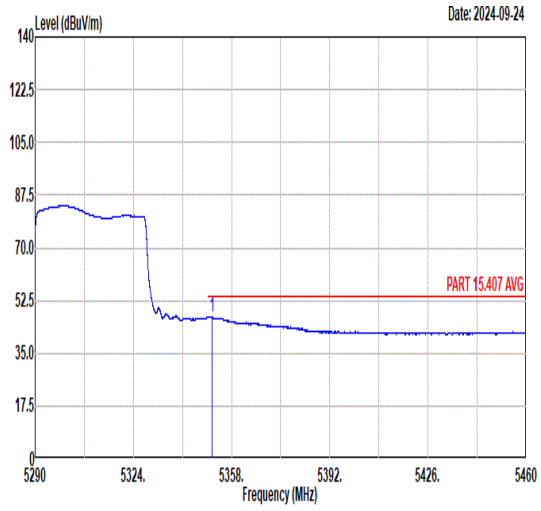 Freq Level Limit Line Margin Read Level Ant Factor Cable Loss Preamp Factor APos TPos Remark MHz dBuV/m dBuV/m dB dBuV dB/m dB dB cm deg 1 5351.30 47.00 54.00 -7.00 33.26 34.83 10.94 32.03 400 10 AVERAGE	Blank

Mode	46	
	Band Edge - L	
	U-NII-2A_5.25-5.35_802.11ac VHT80_CH58_5290MHz	
ANT	5	
Pol.	Vertical	Fundamental
Peak	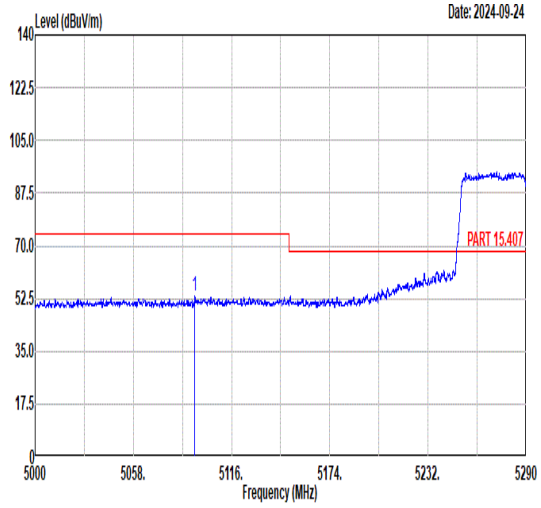 Freq Level Limit Line Margin Read Level Ant Factor Cable Loss Preamp Factor APos TPos Remark MHz dBuV/m dBuV/m dB dBuV dB/m dB dB cm deg 1 5094.13 53.12 74.00 -20.88 38.83 34.88 11.12 31.71 399 329 PEAK	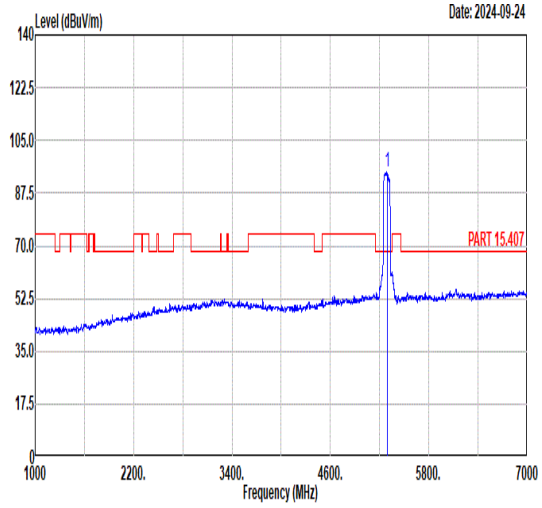 Freq Level Limit Line Margin Read Level Ant Factor Cable Loss Preamp Factor APos TPos Remark MHz dBuV/m dBuV/m dB dBuV dB/m dB dB cm deg 1 5290.00 94.34 ------ ------ 80.46 34.84 10.99 31.95 399 329 PEAK
Avg	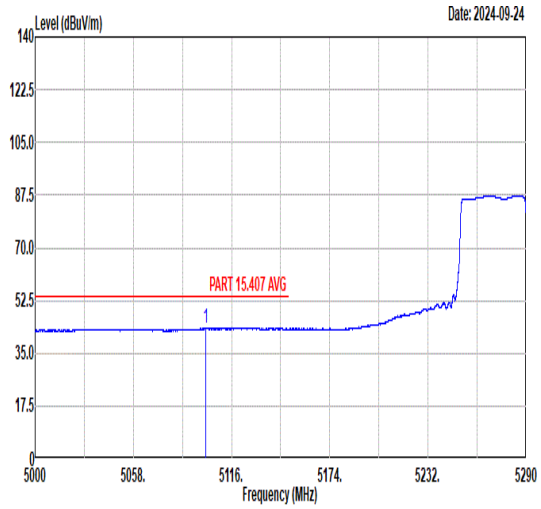 Freq Level Limit Line Margin Read Level Ant Factor Cable Loss Preamp Factor APos TPos Remark MHz dBuV/m dBuV/m dB dBuV dB/m dB dB cm deg 1 5100.80 43.54 54.00 -10.46 29.27 34.88 11.11 31.72 399 329 AVERAGE	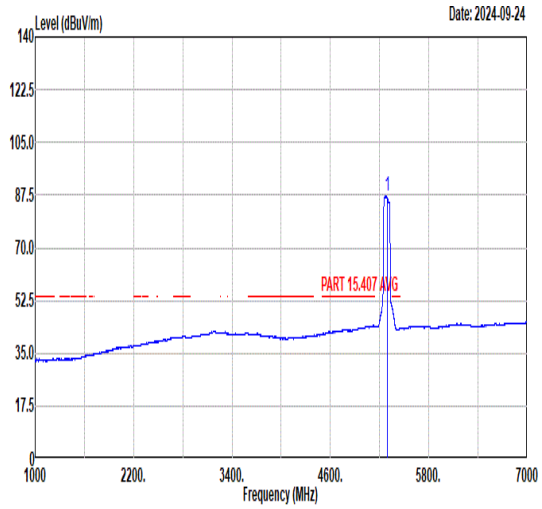 Freq Level Limit Line Margin Read Level Ant Factor Cable Loss Preamp Factor APos TPos Remark MHz dBuV/m dBuV/m dB dBuV dB/m dB dB cm deg 1 5290.00 87.10 ------ ------ 73.20 34.84 11.00 31.94 399 329 AVERAGE

Mode	46	
	Band Edge - R	
	U-NII-2A_5.25-5.35_802.11ac VHT80_CH58_5290MHz	
ANT	5	
Pol.	Vertical	Fundamental
Peak	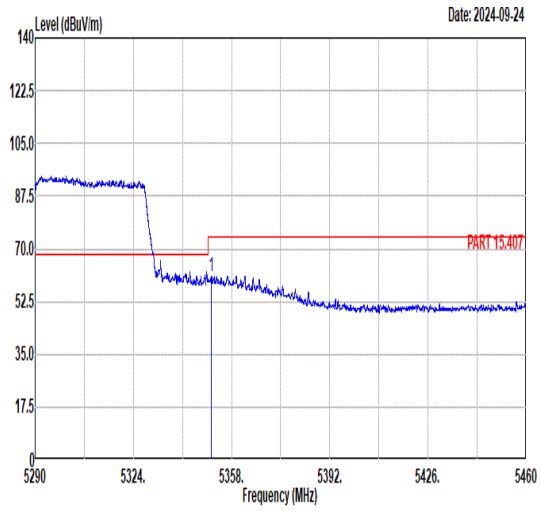 Freq Level Limit Line Margin Read Level Ant Factor Cable Loss Preamp Factor APos TPos Remark MHz dBuV/m dBuV/m dB dBuV dB/m dB dB cm deg 1 5350.96 61.00 74.00 -13.00 47.26 34.83 10.94 32.03 399 329 PEAK	Blank
Avg	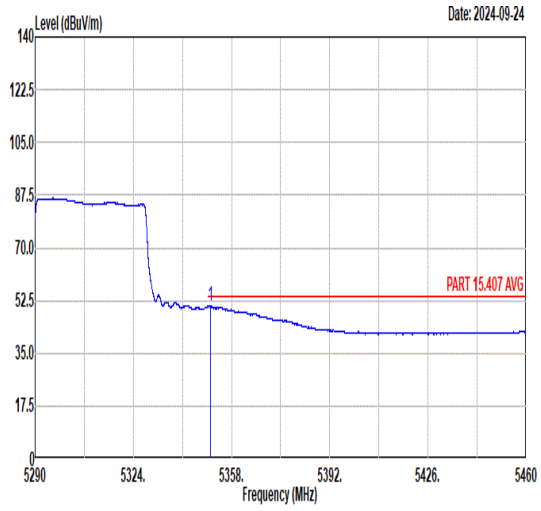 Freq Level Limit Line Margin Read Level Ant Factor Cable Loss Preamp Factor APos TPos Remark MHz dBuV/m dBuV/m dB dBuV dB/m dB dB cm deg 1 5350.62 50.77 54.00 -3.23 37.03 34.83 10.94 32.03 399 329 AVERAGE	Blank

Mode	46	
	Harmonic	
	U-NII-2A_5.25-5.35_802.11ac VHT80_CH58_5290MHz	
ANT	5	
Pol.	Horizontal	Vertical
Peak Avg	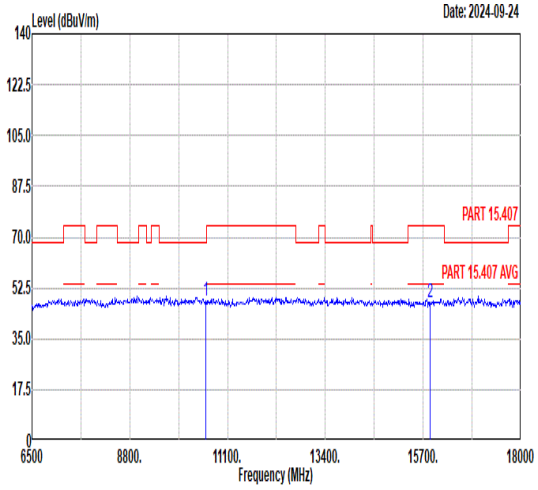 Freq Level Limit Line Margin Read Level Ant Factor Cable Loss Preamp Factor APos TPos Remark MHz dBuV/m dBuV/m dB dBuV dB/m dB dB cm deg 1 10580.00 48.14 68.30 -20.16 45.17 39.48 14.29 50.80 --- --- Peak 2 15870.00 47.40 74.00 -26.60 39.97 42.02 17.11 51.70 --- --- Peak	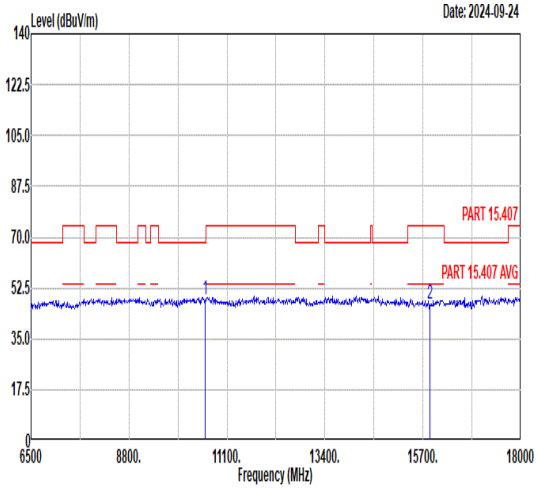 Freq Level Limit Line Margin Read Level Ant Factor Cable Loss Preamp Factor APos TPos Remark MHz dBuV/m dBuV/m dB dBuV dB/m dB dB cm deg 1 10580.00 48.70 68.30 -19.60 45.73 39.48 14.29 50.80 --- --- Peak 2 15870.00 47.11 74.00 -26.89 39.68 42.02 17.11 51.70 --- --- Peak

Mode	47	
	Band Edge - L	
	U-NII-2A_5.25-5.35_802.11ac VHT80_CH58_5290MHz	
ANT	5	
Pol.	Horizontal	Fundamental
Peak	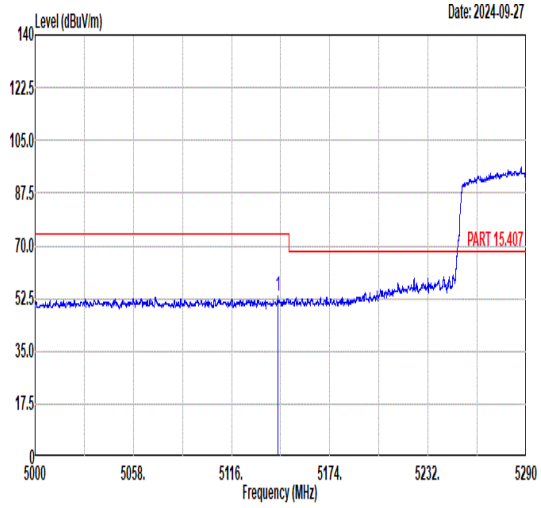 Freq Level Limit Line Margin (dB) Read Level Ant Factor Cable Loss Preamp Factor APos TPos Remark MHz dBuV/m dBuV/m dBuV dB/m dB dB cm deg 1 5143.43 53.16 74.00 -20.84 38.97 34.87 11.09 31.77 319 18 PEAK	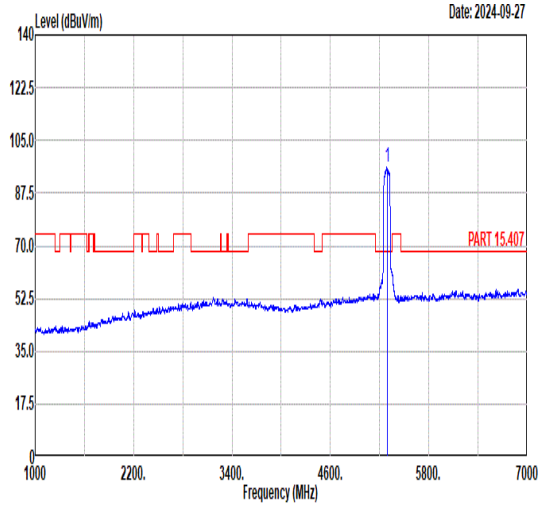 Freq Level Limit Line Margin (dB) Read Level Ant Factor Cable Loss Preamp Factor APos TPos Remark MHz dBuV/m dBuV/m dBuV dB/m dB dB cm deg 1 5290.00 96.00 ------ ------ 82.12 34.84 10.99 31.95 319 18 PEAK
Avg	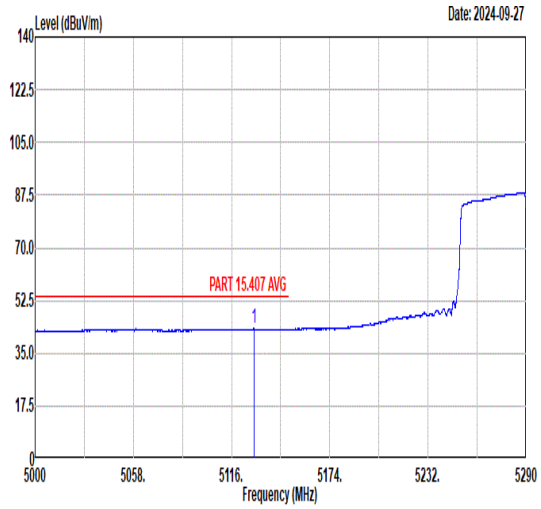 Freq Level Limit Line Margin (dB) Read Level Ant Factor Cable Loss Preamp Factor APos TPos Remark MHz dBuV/m dBuV/m dBuV dB/m dB dB cm deg 1 5129.22 43.20 54.00 -10.80 28.99 34.87 11.10 31.76 319 18 AVERAGE	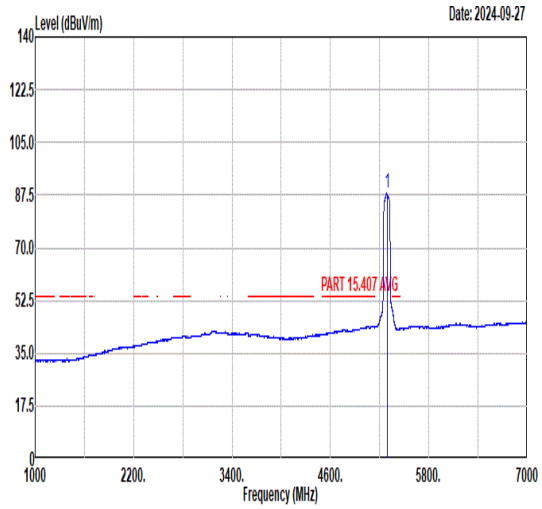 Freq Level Limit Line Margin (dB) Read Level Ant Factor Cable Loss Preamp Factor APos TPos Remark MHz dBuV/m dBuV/m dBuV dB/m dB dB cm deg 1 5290.00 87.97 ------ ------ 74.09 34.84 10.99 31.95 319 18 AVERAGE

Mode	47	
	Band Edge - R	
	U-NII-2A_5.25-5.35_802.11ac VHT80_CH58_5290MHz	
ANT	5	
Pol.	Horizontal	Fundamental
Peak	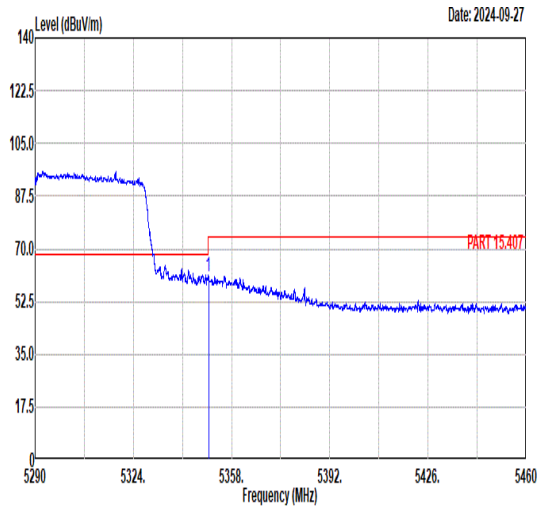 Freq Level Limit Line Margin (dB) Read Level Ant Factor Cable Loss Preamp Factor APos TPos Remark MHz dBuV/m dBuV/m dBuV dB/m dB dB cm deg 1 5350.01 60.86 74.00 -13.14 47.12 34.83 10.94 32.03 319 18 PEAK	Blank
Avg	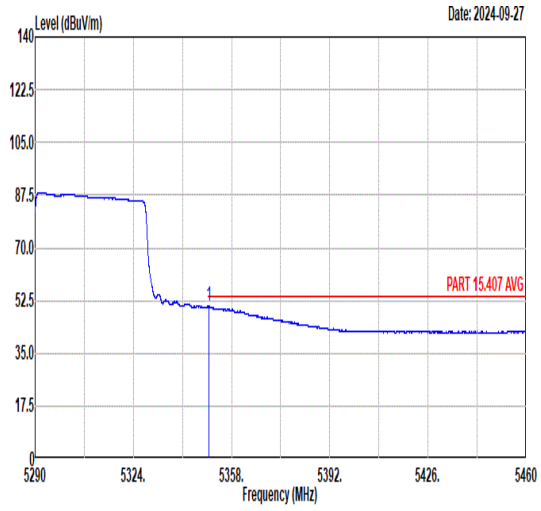 Freq Level Limit Line Margin (dB) Read Level Ant Factor Cable Loss Preamp Factor APos TPos Remark MHz dBuV/m dBuV/m dBuV dB/m dB dB cm deg 1 5350.10 50.61 54.00 -3.39 36.87 34.83 10.94 32.03 319 18 AVERAGE	Blank

Mode	47	
	Band Edge - L	
	U-NII-2A_5.25-5.35_802.11ac VHT80_CH58_5290MHz	
ANT	5	
Pol.	Vertical	Fundamental
Peak	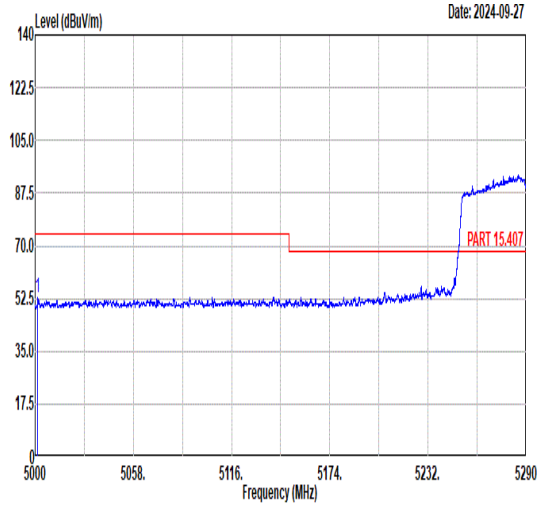 Freq Level Limit Line Margin (dB) Read Level Ant Factor Cable Loss Preamp Factor APos TPos Remark MHz dBuV/m dBuV/m dBuV dB/m dB dB cm deg 1 5001.60 52.95 74.00 -21.05 38.50 34.90 11.15 31.60 307 58 PEAK	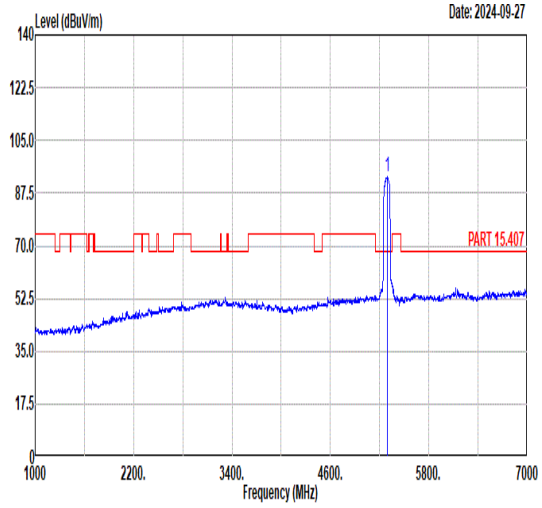 Freq Level Limit Line Margin (dB) Read Level Ant Factor Cable Loss Preamp Factor APos TPos Remark MHz dBuV/m dBuV/m dBuV dB/m dB dB cm deg 1 5290.00 92.98 ------ ------ 79.11 34.84 10.99 31.96 307 58 PEAK
Avg	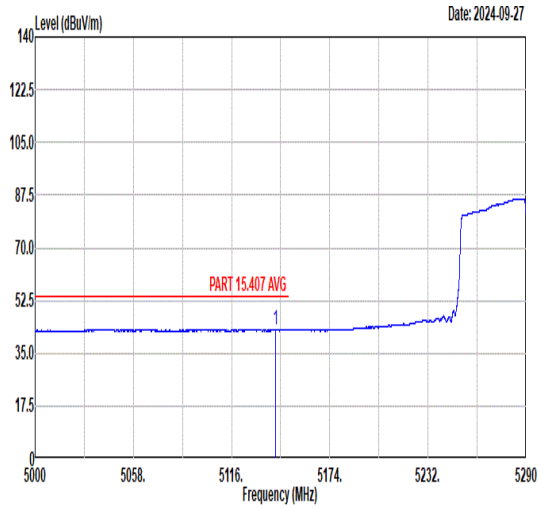 Freq Level Limit Line Margin (dB) Read Level Ant Factor Cable Loss Preamp Factor APos TPos Remark MHz dBuV/m dBuV/m dBuV dB/m dB dB cm deg 1 5141.98 42.97 54.00 -11.03 28.78 34.87 11.09 31.77 307 58 AVERAGE	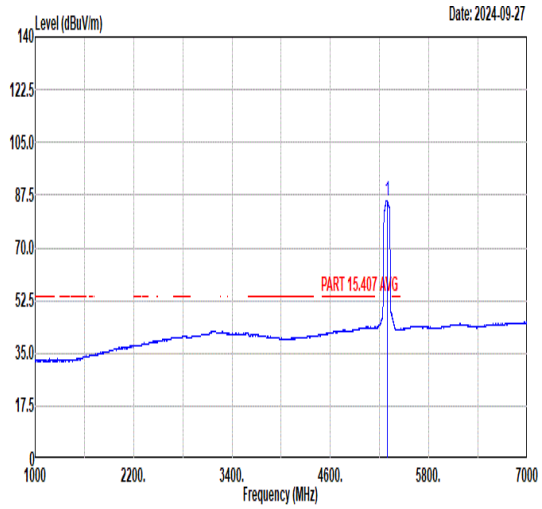 Freq Level Limit Line Margin (dB) Read Level Ant Factor Cable Loss Preamp Factor APos TPos Remark MHz dBuV/m dBuV/m dBuV dB/m dB dB cm deg 1 5290.00 85.84 ------ ------ 71.96 34.84 10.99 31.95 307 58 AVERAGE

Mode	47	
	Band Edge - R	
	U-NII-2A_5.25-5.35_802.11ac VHT80_CH58_5290MHz	
ANT	5	
Pol.	Vertical	Fundamental
Peak	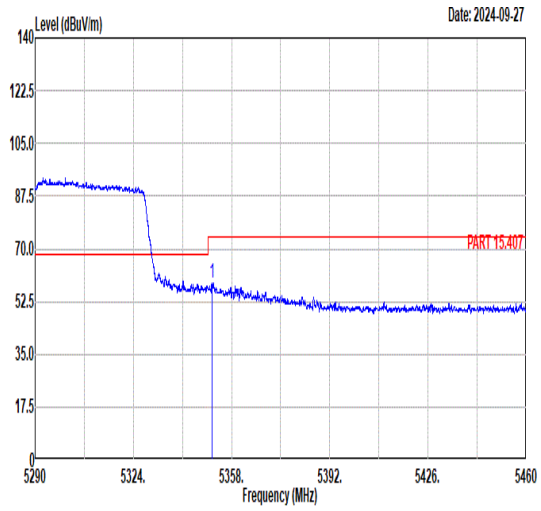 Freq Level Limit Line Margin (dB) Read Level Ant Factor Cable Loss Preamp Factor APos TPos Remark MHz dBuV/m dBuV/m dBuV dB/m dB dB cm deg 1 5351.13 58.87 74.00 -15.13 45.13 34.83 10.94 32.03 307 58 PEAK	Blank
Avg	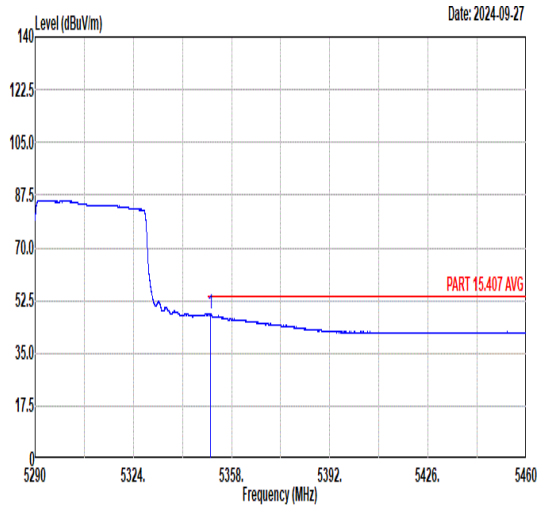 Freq Level Limit Line Margin (dB) Read Level Ant Factor Cable Loss Preamp Factor APos TPos Remark MHz dBuV/m dBuV/m dBuV dB/m dB dB cm deg 1 5350.79 48.02 54.00 -5.98 34.28 34.83 10.94 32.03 307 58 AVERAGE	Blank

Mode	47	
	Harmonic	
	U-NII-2A_5.25-5.35_802.11ac VHT80_CH58_5290MHz	
ANT	5	
Pol.	Horizontal	Vertical
Peak Avg	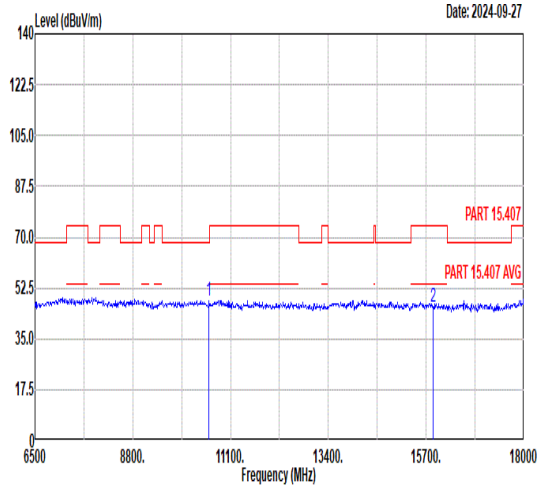 Freq Level Limit Line Margin Read Level Ant Factor Cable Loss Preamp Factor APos TPos Remark MHz dBuV/m dBuV/m dB dBuV dB/m dB dB cm deg 1 10580.00 47.90 68.30 -20.40 44.93 39.48 14.29 50.80 --- --- Peak 2 15870.00 46.13 74.00 -27.87 38.70 42.02 17.11 51.70 --- --- Peak	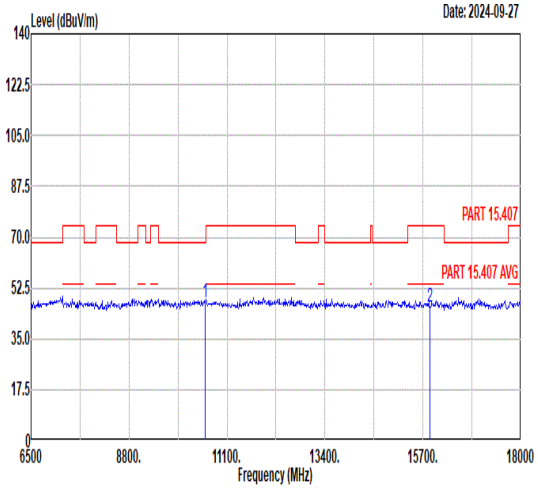 Freq Level Limit Line Margin Read Level Ant Factor Cable Loss Preamp Factor APos TPos Remark MHz dBuV/m dBuV/m dB dBuV dB/m dB dB cm deg 1 10580.00 47.60 68.30 -20.70 44.63 39.48 14.29 50.80 --- --- Peak 2 15870.00 46.23 74.00 -27.77 38.80 42.02 17.11 51.70 --- --- Peak

Mode	48	
	Band Edge - L	
	U-NII-2A_5.25-5.35_802.11a_CH60_5300MHz	
ANT	5	
Pol.	Horizontal	Fundamental
Peak	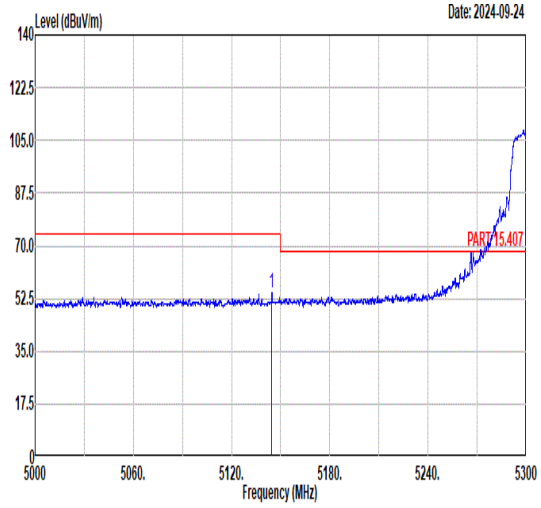 Freq Level Limit Line Margin (dB) Read Level Ant Factor Cable Loss Preamp Factor APos TPos Remark MHz dBuV/m dBuV/m dBuV dB/m dB dB cm deg 1 5144.48 54.42 74.00 -19.58 40.23 34.87 11.09 31.77 238 357 PEAK	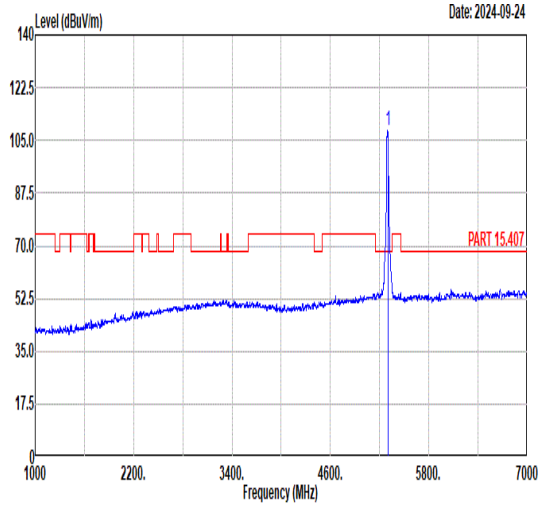 Freq Level Limit Line Margin (dB) Read Level Ant Factor Cable Loss Preamp Factor APos TPos Remark MHz dBuV/m dBuV/m dBuV dB/m dB dB cm deg 1 5300.00 108.17 ------ ------ 94.30 34.84 10.99 31.96 238 357 PEAK
Avg	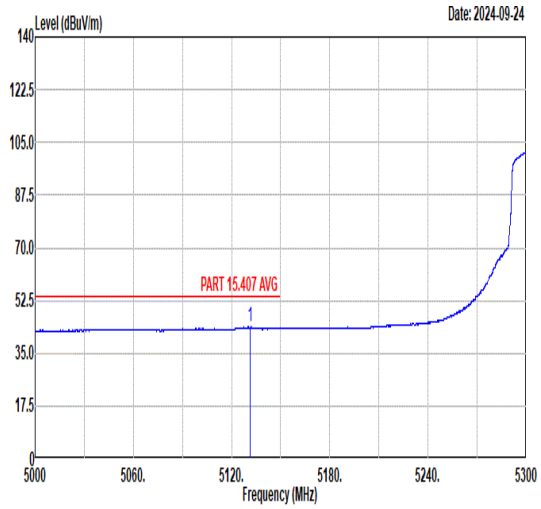 Freq Level Limit Line Margin (dB) Read Level Ant Factor Cable Loss Preamp Factor APos TPos Remark MHz dBuV/m dBuV/m dBuV dB/m dB dB cm deg 1 5131.25 43.73 54.00 -10.27 29.52 34.87 11.10 31.76 238 357 AVERAGE	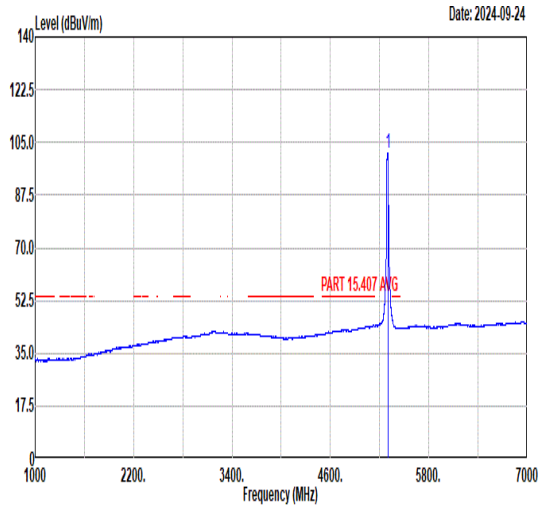 Freq Level Limit Line Margin (dB) Read Level Ant Factor Cable Loss Preamp Factor APos TPos Remark MHz dBuV/m dBuV/m dBuV dB/m dB dB cm deg 1 5300.00 101.32 ------ ------ 87.47 34.84 10.98 31.97 238 357 AVERAGE

Mode	48	
	Band Edge - R	
	U-NII-2A_5.25-5.35_802.11a_CH60_5300MHz	
ANT	5	
Pol.	Horizontal	Fundamental
Peak	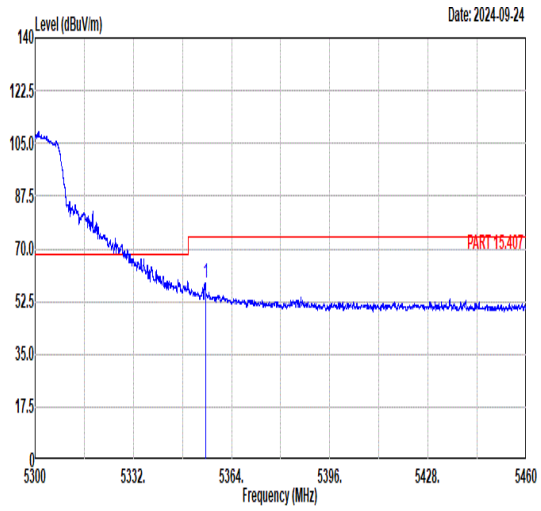 Freq Level Limit Line Margin (dB) Read Level Ant Factor Cable Loss Preamp Factor APos TPos Remark MHz dBuV/m dBuV/m dBuV dB/m dB dB cm deg 1 5355.46 58.66 74.00 -15.34 44.93 34.83 10.94 32.04 238 357 PEAK	Blank
Avg	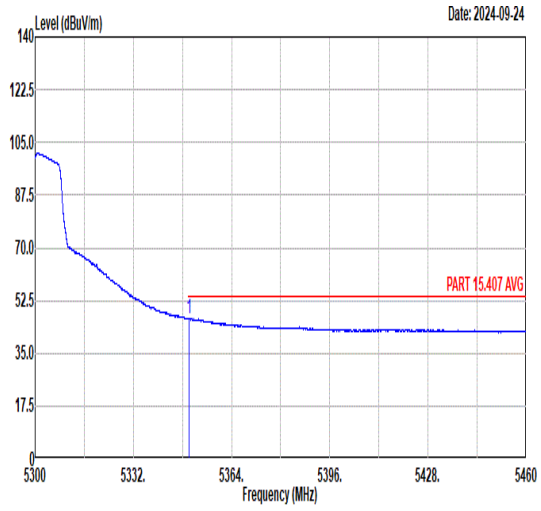 Freq Level Limit Line Margin (dB) Read Level Ant Factor Cable Loss Preamp Factor APos TPos Remark MHz dBuV/m dBuV/m dBuV dB/m dB dB cm deg 1 5350.16 46.74 54.00 -7.26 33.00 34.83 10.94 32.03 238 357 AVERAGE	Blank

Mode	48	
	Band Edge - L	
	U-NII-2A_5.25-5.35_802.11a_CH60_5300MHz	
ANT	5	
Pol.	Vertical	Fundamental
Peak	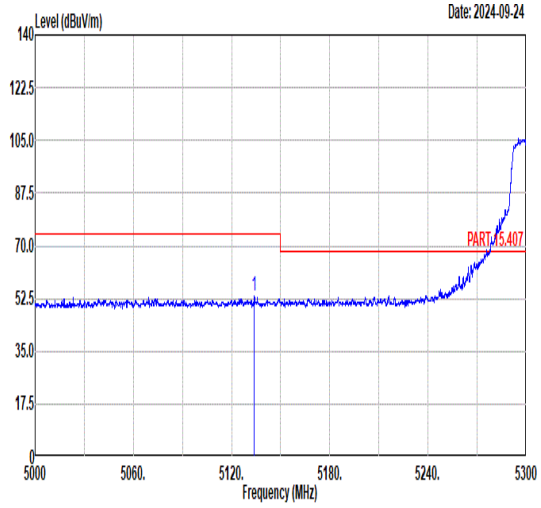 Freq Level Limit Line Margin (dB) Read Level Ant Factor Cable Loss Preamp Factor APos TPos Remark MHz dBuV/m dBuV/m dBuV dB/m dB dB cm deg 1 5133.98 53.18 74.00 -20.82 38.98 34.87 11.09 31.76 236 65 PEAK	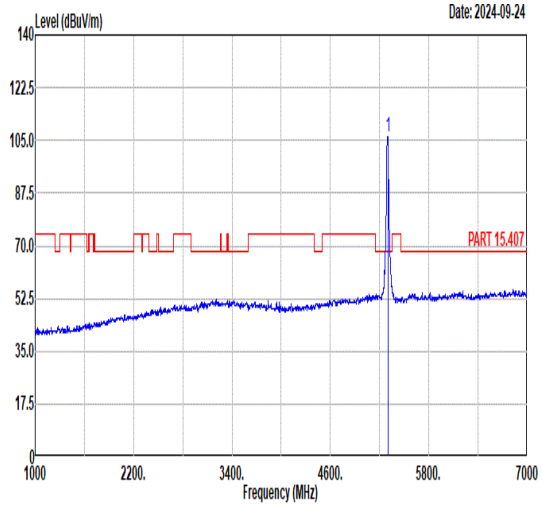 Freq Level Limit Line Margin (dB) Read Level Ant Factor Cable Loss Preamp Factor APos TPos Remark MHz dBuV/m dBuV/m dBuV dB/m dB dB cm deg 1 5300.00 106.42 ------ ------ 92.57 34.84 10.98 31.97 236 65 PEAK
Avg	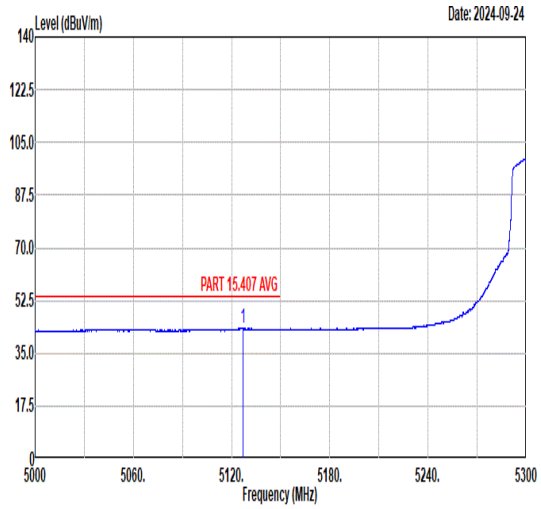 Freq Level Limit Line Margin (dB) Read Level Ant Factor Cable Loss Preamp Factor APos TPos Remark MHz dBuV/m dBuV/m dBuV dB/m dB dB cm deg 1 5126.78 43.18 54.00 -10.82 28.96 34.87 11.10 31.75 236 65 AVERAGE	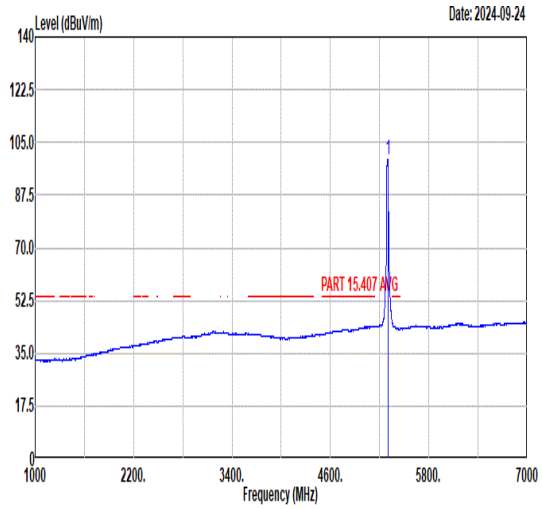 Freq Level Limit Line Margin (dB) Read Level Ant Factor Cable Loss Preamp Factor APos TPos Remark MHz dBuV/m dBuV/m dBuV dB/m dB dB cm deg 1 5300.00 99.14 ------ ------ 85.29 34.84 10.98 31.97 236 65 AVERAGE

Mode	48	
	Band Edge - R	
	U-NII-2A_5.25-5.35_802.11a_CH60_5300MHz	
ANT	5	
Pol.	Vertical	Fundamental
Peak	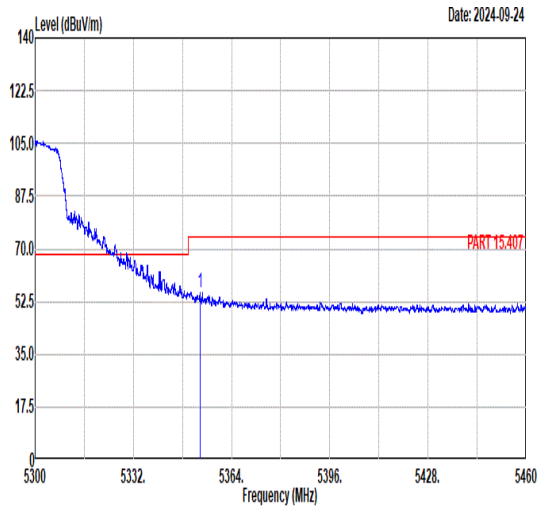 Freq Level Limit Line Margin (dB) Read Level Ant Factor Cable Loss Preamp Factor APos TPos Remark MHz dBuV/m dBuV/m dBuV dB/m dB dB cm deg 1 5353.68 55.39 74.00 -18.61 41.65 34.83 10.94 32.03 236 65 PEAK	Blank
Avg	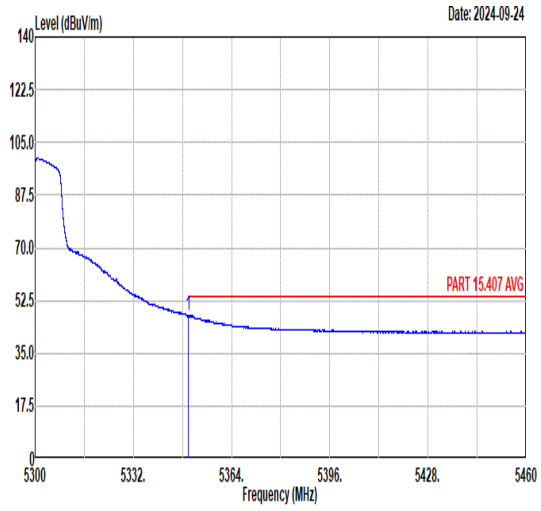 Freq Level Limit Line Margin (dB) Read Level Ant Factor Cable Loss Preamp Factor APos TPos Remark MHz dBuV/m dBuV/m dBuV dB/m dB dB cm deg 1 5350.00 47.43 54.00 -6.57 33.69 34.83 10.94 32.03 236 65 AVERAGE	Blank

Mode	49
	Band Edge - L
	U-NII-2C_5.47-5.725_802.11a_CH116_5580MHz
ANT	5

Pol.	Horizontal	Fundamental
Peak	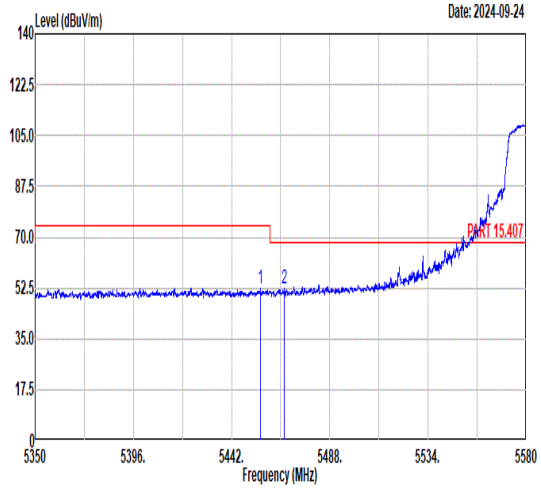 Freq Level Limit Line Margin (dB) Read Level Ant Factor Cable Loss Preamp Factor APos TPos Remark MHz dBuV/m dBuV/m dBuV dB/m dB dB cm deg 1 5455.48 52.23 74.00 -21.77 38.48 34.81 11.10 32.16 230 360 PEAK 2 5466.73 52.37 68.30 -15.93 38.58 34.81 11.15 32.17 230 360 PEAK	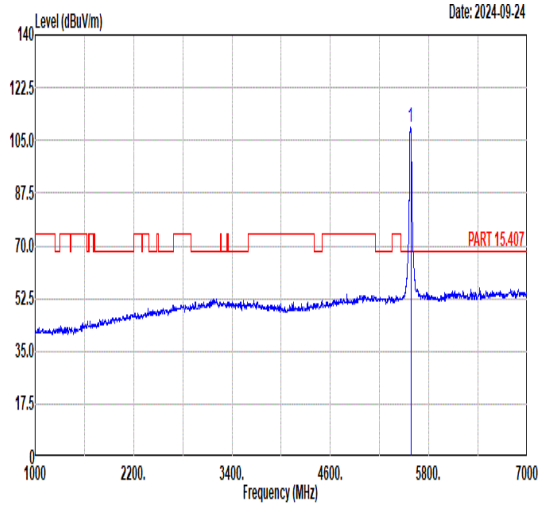 Freq Level Limit Line Margin (dB) Read Level Ant Factor Cable Loss Preamp Factor APos TPos Remark MHz dBuV/m dBuV/m dBuV dB/m dB dB cm deg 1 5580.00 109.24 ------ ------ 95.00 34.91 11.60 32.27 230 360 PEAK
Avg	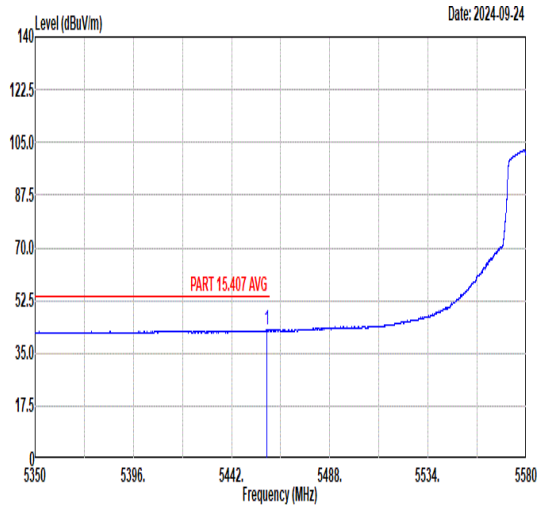 Freq Level Limit Line Margin (dB) Read Level Ant Factor Cable Loss Preamp Factor APos TPos Remark MHz dBuV/m dBuV/m dBuV dB/m dB dB cm deg 1 5458.47 42.64 54.00 -11.36 28.88 34.81 11.11 32.16 230 360 AVERAGE	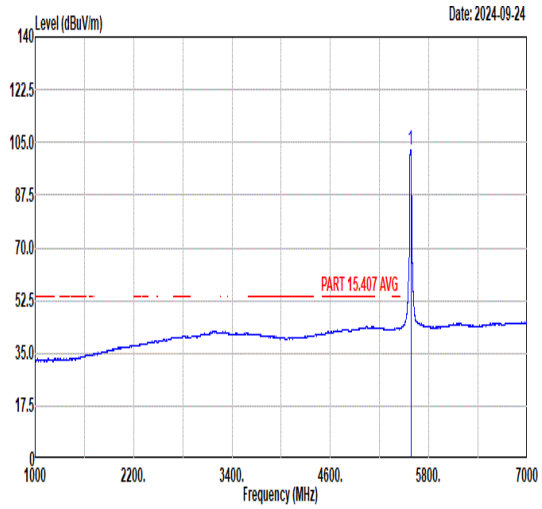 Freq Level Limit Line Margin (dB) Read Level Ant Factor Cable Loss Preamp Factor APos TPos Remark MHz dBuV/m dBuV/m dBuV dB/m dB dB cm deg 1 5580.00 102.33 ------ ------ 88.09 34.91 11.60 32.27 230 360 AVERAGE

Mode	49	
	Band Edge - R	
	U-NII-2C_5.47-5.725_802.11a_CH116_5580MHz	
ANT	5	
Pol.	Horizontal	Fundamental
Peak	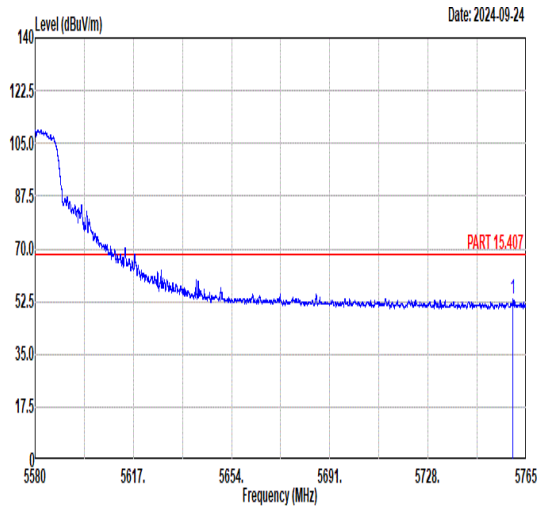 Freq Level Limit Line Margin (dB) Read Level Ant Factor Cable Loss Preamp Factor APos TPos Remark MHz dBuV/m dBuV/m dBuV dB/m dB dB cm deg 1 5759.91 53.57 68.30 -14.73 39.18 35.16 11.64 32.41 230 360 PEAK	Blank

Mode	49
	Band Edge - L
	U-NII-2C_5.47-5.725_802.11a_CH116_5580MHz
ANT	5

Pol.	Vertical	Fundamental
Peak	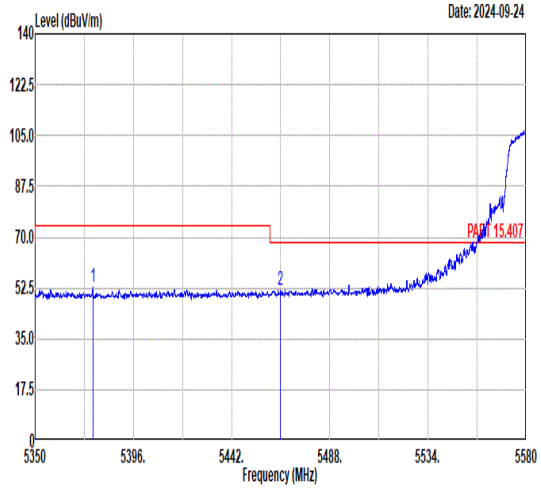 Freq Level Limit Line Margin (dB) Read Level Ant Factor Cable Loss Preamp Factor APos TPos Remark MHz dBuV/m dBuV/m dBuV dB/m dB dB cm deg 1 5377.05 52.66 74.00 -21.34 38.98 34.82 10.92 32.06 231 51 PEAK 2 5464.89 51.83 68.30 -16.47 38.05 34.81 11.14 32.17 231 51 PEAK	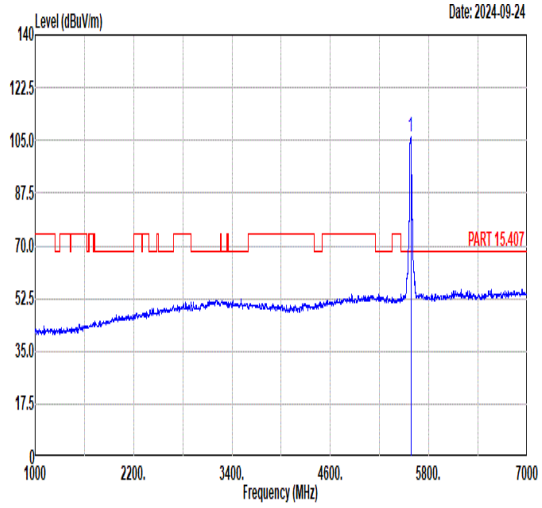 Freq Level Limit Line Margin (dB) Read Level Ant Factor Cable Loss Preamp Factor APos TPos Remark MHz dBuV/m dBuV/m dBuV dB/m dB dB cm deg 1 5580.00 105.99 ------ ------ 91.73 34.91 11.62 32.27 231 51 PEAK
Avg	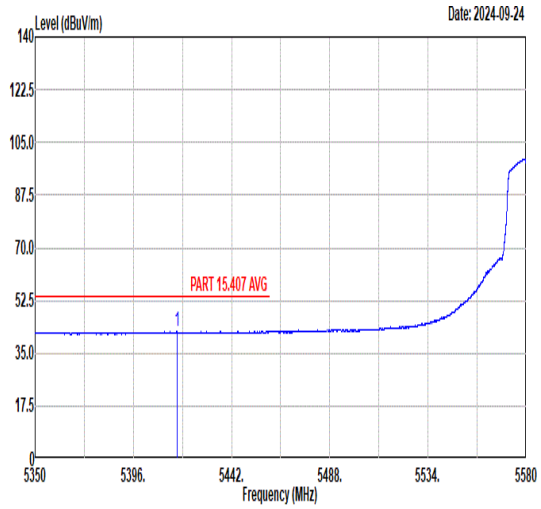 Freq Level Limit Line Margin (dB) Read Level Ant Factor Cable Loss Preamp Factor APos TPos Remark MHz dBuV/m dBuV/m dBuV dB/m dB dB cm deg 1 5416.38 42.16 54.00 -11.84 28.51 34.82 10.94 32.11 231 51 AVERAGE	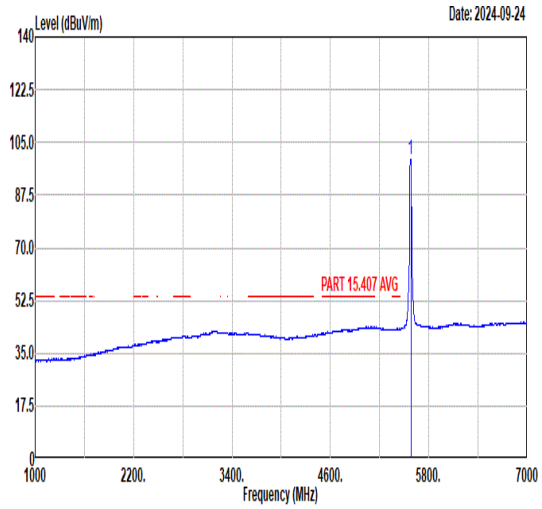 Freq Level Limit Line Margin (dB) Read Level Ant Factor Cable Loss Preamp Factor APos TPos Remark MHz dBuV/m dBuV/m dBuV dB/m dB dB cm deg 1 5580.00 99.40 ------ ------ 85.16 34.91 11.60 32.27 231 51 AVERAGE

Mode	49	
	Band Edge - R	
	U-NII-2C_5.47-5.725_802.11a_CH116_5580MHz	
ANT	5	
Pol.	Vertical	Fundamental
Peak	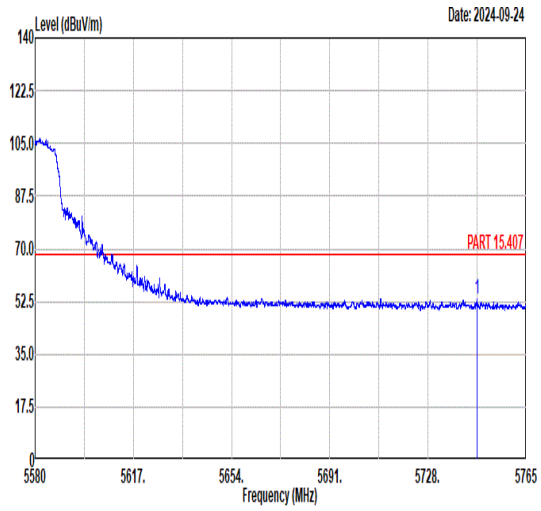 Freq Level Limit Line Margin (dB) Read Level Ant Factor Cable Loss Preamp Factor APos TPos Remark MHz dBuV/m dBuV/m dBuV dB/m dB dB cm deg 1 5746.41 53.15 68.30 -15.15 38.77 35.14 11.64 32.40 231 51 PEAK	Blank

Mode	50	
	Band Edge - L	
	U-NII-2A_5.25-5.35_802.11n HT20_CH60_5300MHz	
ANT	5	
Pol.	Horizontal	Fundamental
Peak	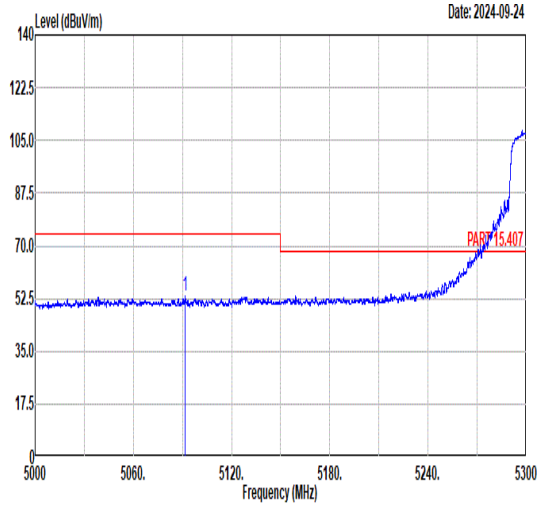 Freq Level Limit Line Margin (dB) Read Level Ant Factor Cable Loss Preamp Factor APos TPos Remark MHz dBuV/m dBuV/m dBuV dB/m dB dB cm deg 1 5091.68 53.46 74.00 -20.54 39.17 34.88 11.12 31.71 240 357 PEAK	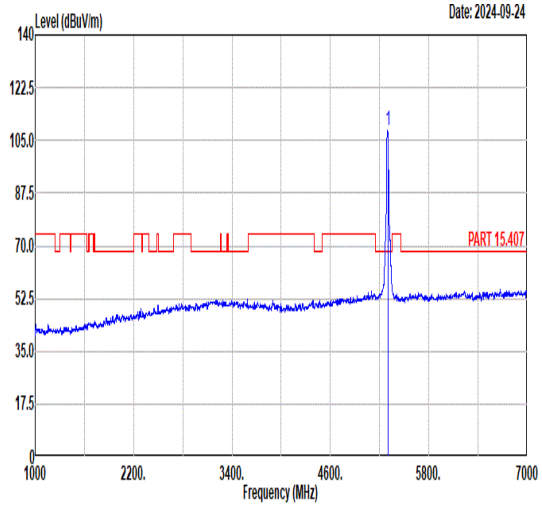 Freq Level Limit Line Margin (dB) Read Level Ant Factor Cable Loss Preamp Factor APos TPos Remark MHz dBuV/m dBuV/m dBuV dB/m dB dB cm deg 1 5300.00 108.45 ------ ------ 94.58 34.84 10.99 31.96 240 357 PEAK
Avg	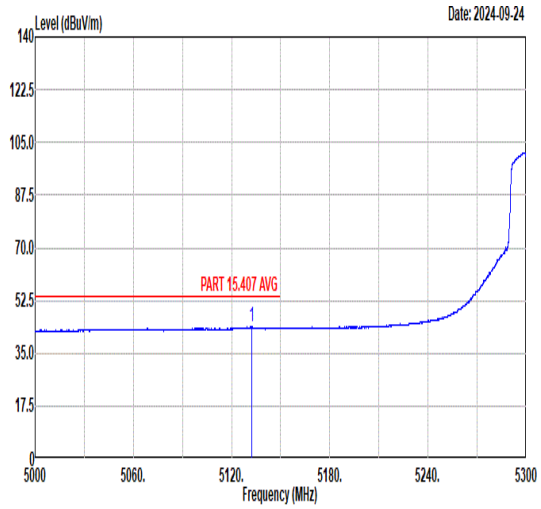 Freq Level Limit Line Margin (dB) Read Level Ant Factor Cable Loss Preamp Factor APos TPos Remark MHz dBuV/m dBuV/m dBuV dB/m dB dB cm deg 1 5132.48 43.74 54.00 -10.26 29.54 34.87 11.09 31.76 240 357 AVERAGE	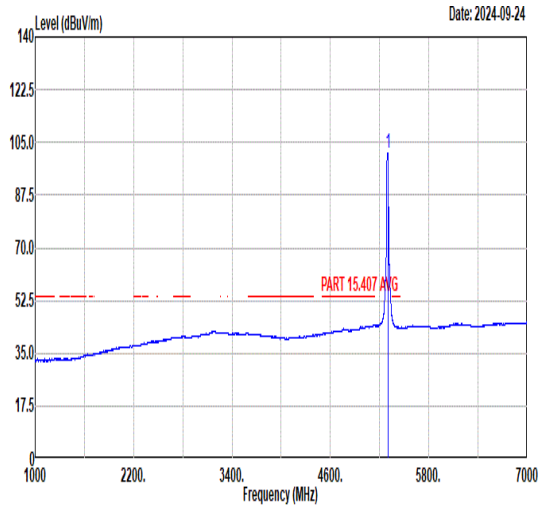 Freq Level Limit Line Margin (dB) Read Level Ant Factor Cable Loss Preamp Factor APos TPos Remark MHz dBuV/m dBuV/m dBuV dB/m dB dB cm deg 1 5300.00 101.34 ------ ------ 87.47 34.84 10.99 31.96 240 357 AVERAGE

Mode	50	
	Band Edge - R	
	U-NII-2A_5.25-5.35_802.11n HT20_CH60_5300MHz	
ANT	5	
Pol.	Horizontal	Fundamental
Peak	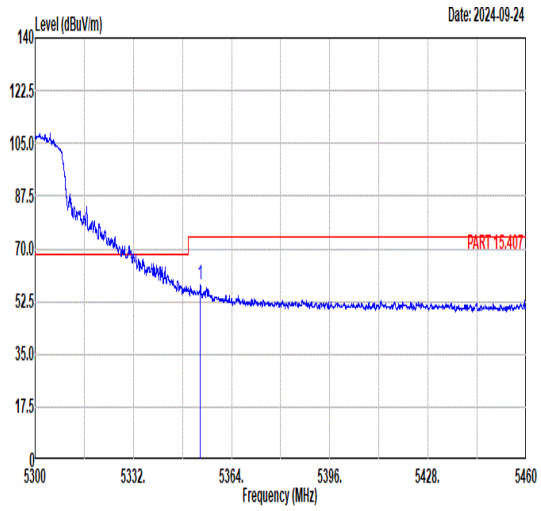 Freq Level Limit Line Margin (dB) Read Level Ant Factor Cable Loss Preamp Factor APos TPos Remark MHz dBuV/m dBuV/m dBuV dB/m dB dB cm deg 1 5353.84 57.98 74.00 -16.02 44.24 34.83 10.94 32.03 240 357 PEAK	Blank
Avg	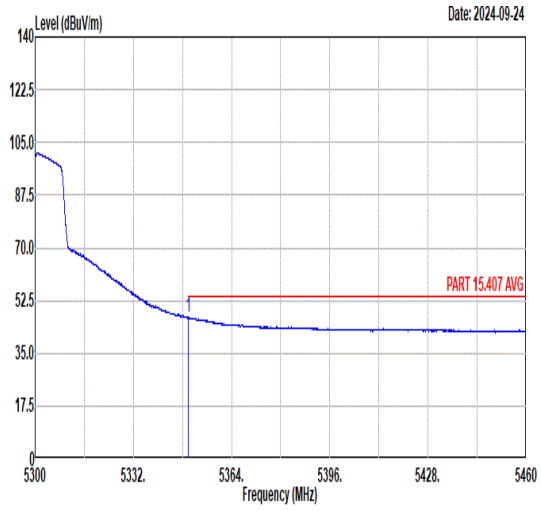 Freq Level Limit Line Margin (dB) Read Level Ant Factor Cable Loss Preamp Factor APos TPos Remark MHz dBuV/m dBuV/m dBuV dB/m dB dB cm deg 1 5350.02 46.95 54.00 -7.05 33.21 34.83 10.94 32.03 240 357 AVERAGE	Blank

Mode	50	
	Band Edge - L	
	U-NII-2A_5.25-5.35_802.11n HT20_CH60_5300MHz	
ANT	5	
Pol.	Vertical	Fundamental
Peak	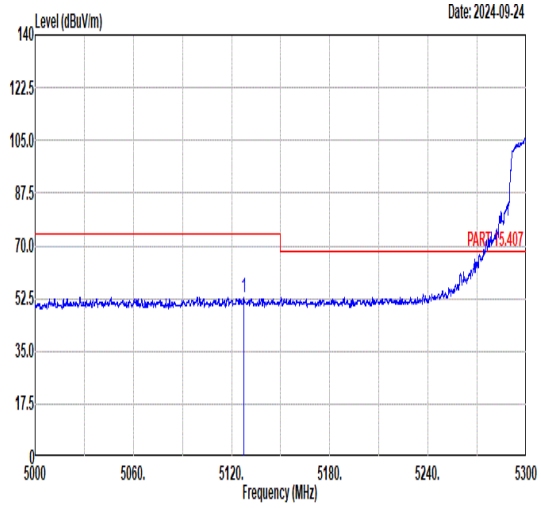 Freq Level Limit Line Margin (dB) Read Level Ant Factor Cable Loss Preamp Factor APos TPos Remark MHz dBuV/m dBuV/m dBuV dB/m dB dB cm deg 1 5127.35 52.85 74.00 -21.15 38.63 34.87 11.10 31.75 237 73 PEAK	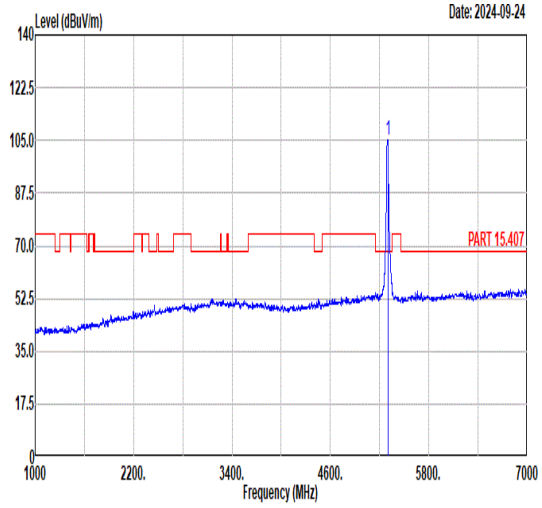 Freq Level Limit Line Margin (dB) Read Level Ant Factor Cable Loss Preamp Factor APos TPos Remark MHz dBuV/m dBuV/m dBuV dB/m dB dB cm deg 1 5300.00 105.13 ------ ------ 91.26 34.84 10.99 31.96 237 73 PEAK
Avg	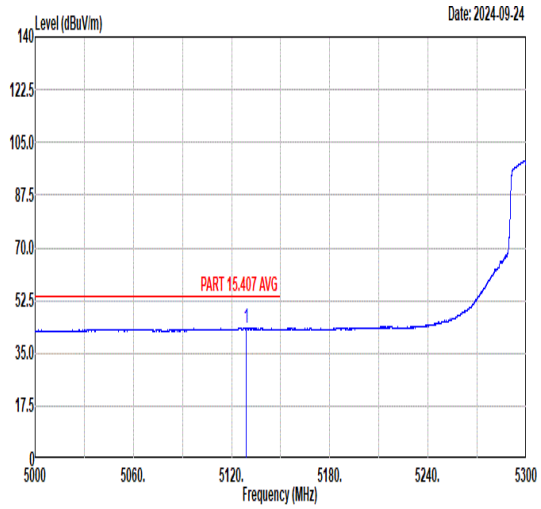 Freq Level Limit Line Margin (dB) Read Level Ant Factor Cable Loss Preamp Factor APos TPos Remark MHz dBuV/m dBuV/m dBuV dB/m dB dB cm deg 1 5128.85 43.30 54.00 -10.70 29.09 34.87 11.10 31.76 237 73 AVERAGE	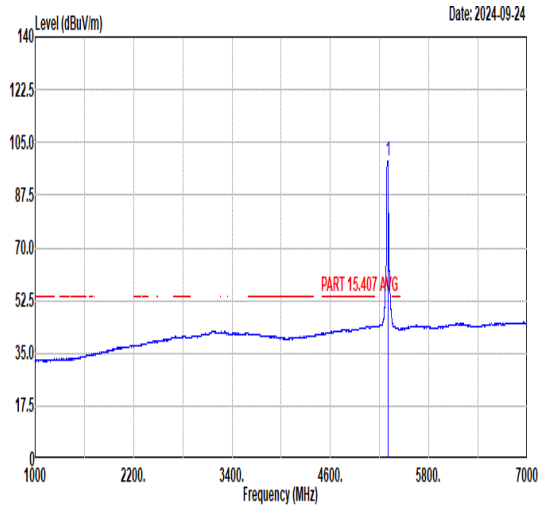 Freq Level Limit Line Margin (dB) Read Level Ant Factor Cable Loss Preamp Factor APos TPos Remark MHz dBuV/m dBuV/m dBuV dB/m dB dB cm deg 1 5300.00 98.82 ------ ------ 84.97 34.84 10.98 31.97 237 73 AVERAGE

Mode	50	
	Band Edge - R	
	U-NII-2A_5.25-5.35_802.11n HT20_CH60_5300MHz	
ANT	5	
Pol.	Vertical	Fundamental
Peak	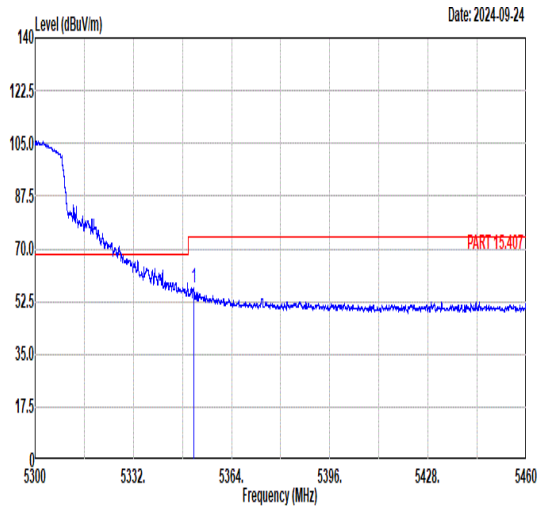 Freq Level Limit Line Margin (dB) Read Level Ant Factor Cable Loss Preamp Factor APos TPos Remark MHz dBuV/m dBuV/m dBuV dB/m dB dB cm deg 1 5351.60 57.13 74.00 -16.87 43.39 34.83 10.94 32.03 237 73 PEAK	Blank
Avg	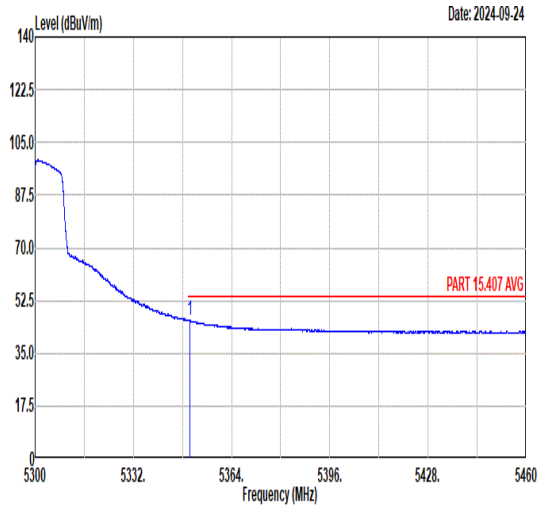 Freq Level Limit Line Margin (dB) Read Level Ant Factor Cable Loss Preamp Factor APos TPos Remark MHz dBuV/m dBuV/m dBuV dB/m dB dB cm deg 1 5350.34 46.02 54.00 -7.98 32.28 34.83 10.94 32.03 237 73 AVERAGE	Blank

Mode	51	
	Band Edge - L	
	U-NII-2C_5.47-5.725_802.11n HT20_CH116_5580MHz	
ANT	5	
Pol.	Horizontal	Fundamental
Peak	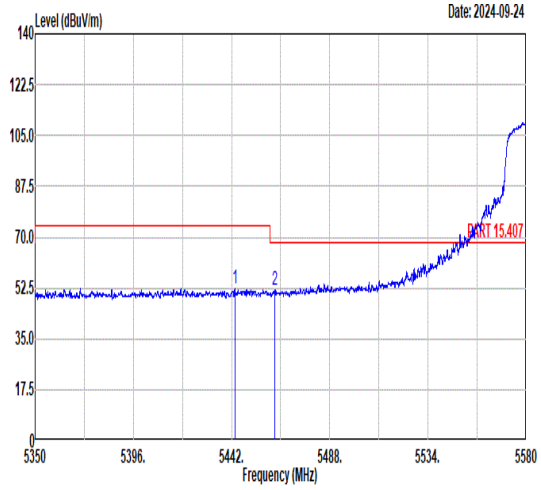 Freq Level Limit Line Margin (dB) Read Level Ant Factor Cable Loss Preamp Factor APos TPos Remark 1 5443.52 52.20 74.00 -21.80 38.48 34.81 11.05 32.14 230 342 PEAK 2 5462.38 51.80 68.30 -16.50 38.03 34.81 11.13 32.17 230 342 PEAK	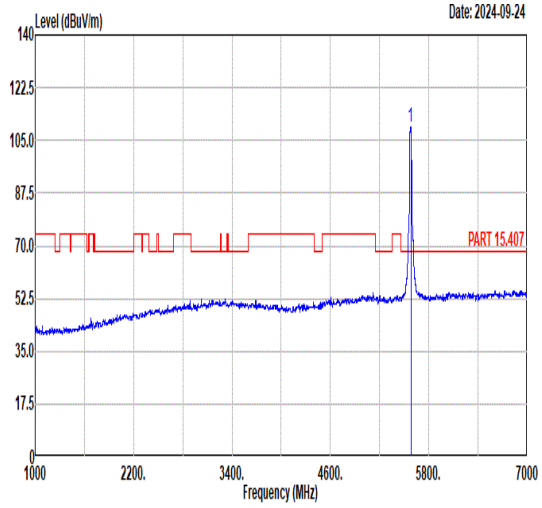 Freq Level Limit Line Margin (dB) Read Level Ant Factor Cable Loss Preamp Factor APos TPos Remark 1 5580.00 109.61 ------ ------ 95.37 34.91 11.60 32.27 230 342 PEAK
Avg	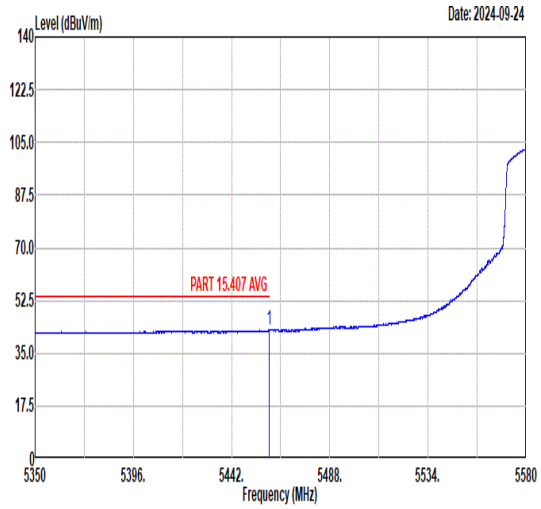 Freq Level Limit Line Margin (dB) Read Level Ant Factor Cable Loss Preamp Factor APos TPos Remark 1 5459.57 42.60 54.00 -11.40 28.83 34.81 11.12 32.16 230 342 AVERAGE	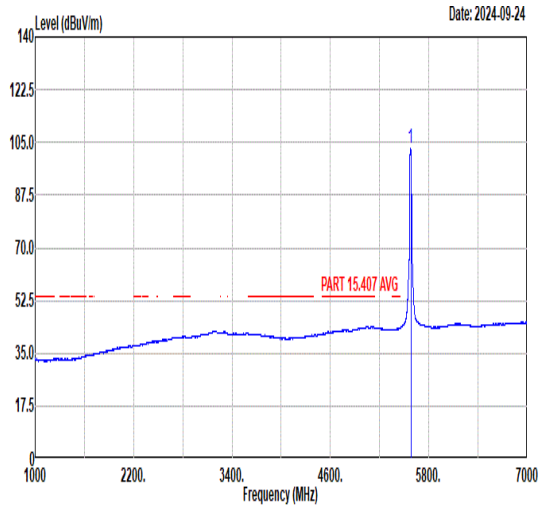 Freq Level Limit Line Margin (dB) Read Level Ant Factor Cable Loss Preamp Factor APos TPos Remark 1 5580.00 102.78 ------ ------ 88.54 34.91 11.60 32.27 230 342 AVERAGE

Mode	51	
	Band Edge - R	
	U-NII-2C_5.47-5.725_802.11n HT20_CH116_5580MHz	
ANT	5	
Pol.	Horizontal	Fundamental
Peak	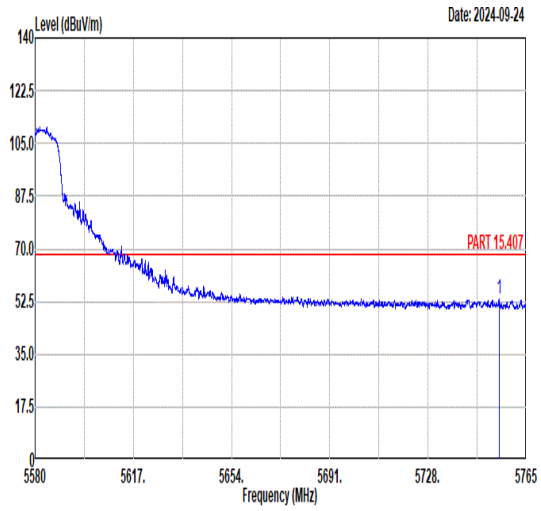 Freq Level Limit Line Margin (dB) Read Level Ant Factor Cable Loss Preamp Factor APos TPos Remark MHz dBuV/m dBuV/m dBuV dB/m dB dB cm deg 1 5754.73 53.31 68.30 -14.99 38.92 35.16 11.64 32.41 230 342 PEAK	Blank

Mode	51	
	Band Edge - L	
	U-NII-2C_5.47-5.725_802.11n HT20_CH116_5580MHz	
ANT	5	
Pol.	Vertical	Fundamental
Peak	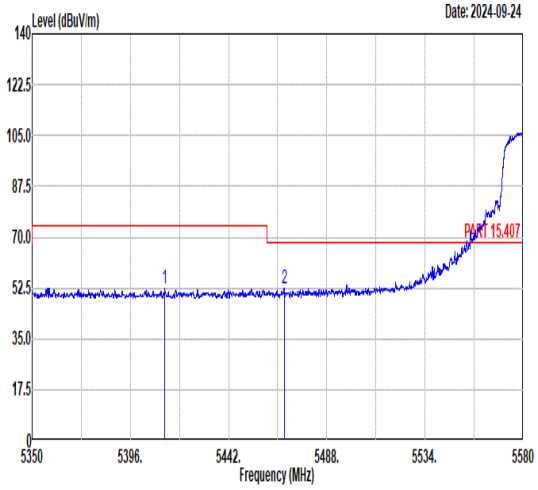 Freq Level Limit Line Margin (dB) Read Level Ant Factor Cable Loss Preamp Factor APos TPos Remark MHz dBuV/m dBuV/m dBuV dB/m dB dB cm deg 1 5412.01 52.40 74.00 -21.60 38.77 34.82 10.92 32.11 230 52 PEAK 2 5467.99 52.37 68.30 -15.93 38.59 34.81 11.15 32.18 230 52 PEAK	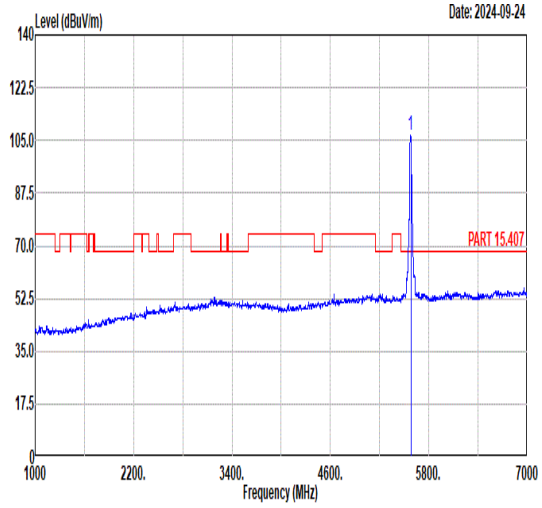 Freq Level Limit Line Margin (dB) Read Level Ant Factor Cable Loss Preamp Factor APos TPos Remark MHz dBuV/m dBuV/m dBuV dB/m dB dB cm deg 1 5580.00 106.57 ------ ------ 92.33 34.91 11.60 32.27 230 52 PEAK
Avg	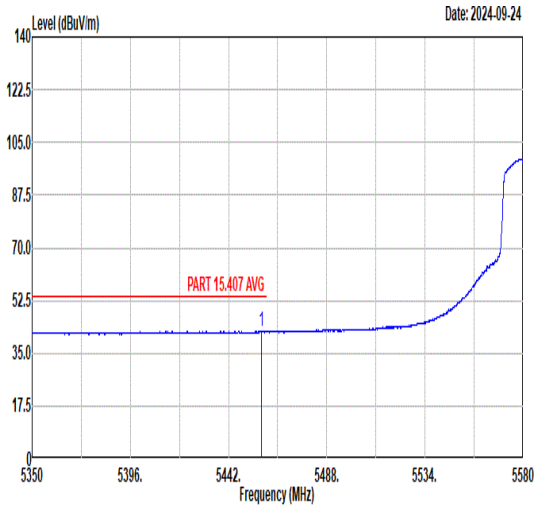 Freq Level Limit Line Margin (dB) Read Level Ant Factor Cable Loss Preamp Factor APos TPos Remark MHz dBuV/m dBuV/m dBuV dB/m dB dB cm deg 1 5457.30 42.29 54.00 -11.71 28.53 34.81 11.11 32.16 230 52 AVERAGE	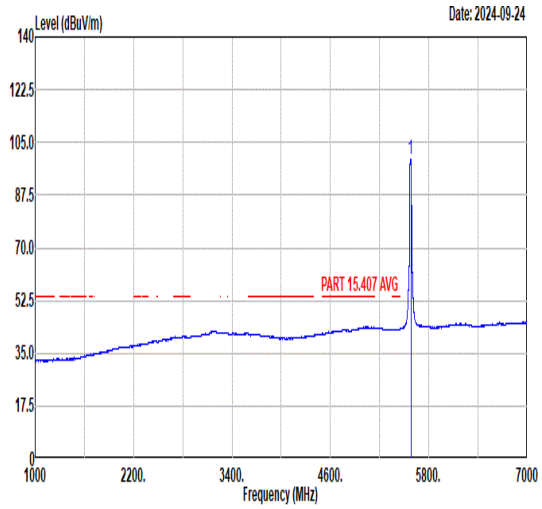 Freq Level Limit Line Margin (dB) Read Level Ant Factor Cable Loss Preamp Factor APos TPos Remark MHz dBuV/m dBuV/m dBuV dB/m dB dB cm deg 1 5580.00 99.24 ------ ------ 85.00 34.91 11.60 32.27 230 52 AVERAGE

Mode	51	
	Band Edge - R	
	U-NII-2C_5.47-5.725_802.11n HT20_CH116_5580MHz	
ANT	5	
Pol.	Vertical	Fundamental
Peak	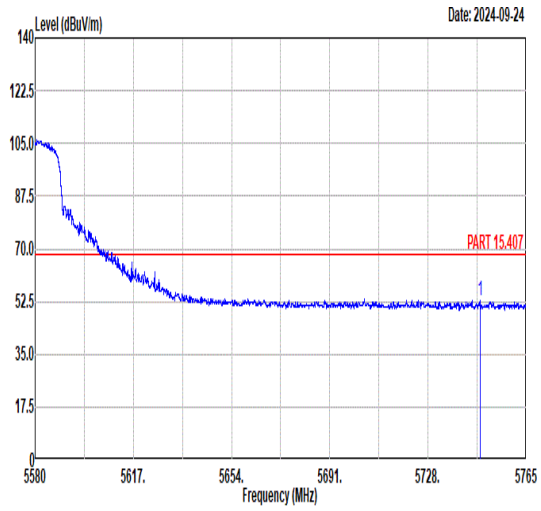 Freq Level Limit Line Margin (dB) Read Level Ant Factor Cable Loss Preamp Factor APos TPos Remark MHz dBuV/m dBuV/m dBuV dB/m dB dB cm deg 1 5747.54 52.78 68.30 -15.52 38.39 35.15 11.64 32.40 230 52 PEAK	Blank

Mode	52	
	Band Edge	
	U-NII-2C_5.47-5.725_802.11a_CH104_5520MHz	
ANT	5	
Pol.	Horizontal	Fundamental
Peak	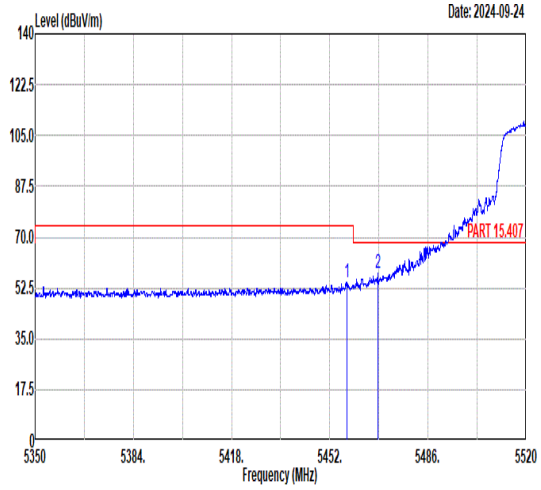 Freq Level Limit Line Margin (dB) Read Level Ant Factor Cable Loss Preamp Factor APos TPos Remark MHz dBuV/m dBuV/m dBuV dB/m dB dB cm deg 1 5458.05 54.32 74.00 -19.68 40.56 34.81 11.11 32.16 232 343 PEAK 2 5468.59 57.78 68.30 -10.52 43.99 34.81 11.16 32.18 232 343 PEAK	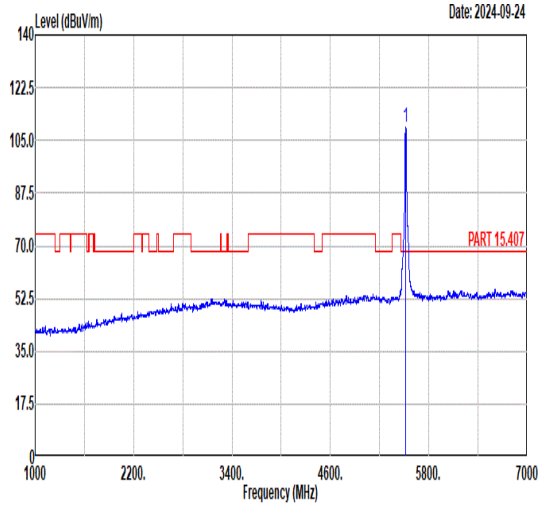 Freq Level Limit Line Margin (dB) Read Level Ant Factor Cable Loss Preamp Factor APos TPos Remark MHz dBuV/m dBuV/m dBuV dB/m dB dB cm deg 1 5520.00 109.49 ------ ------ 95.52 34.83 11.37 32.23 232 343 PEAK
Avg	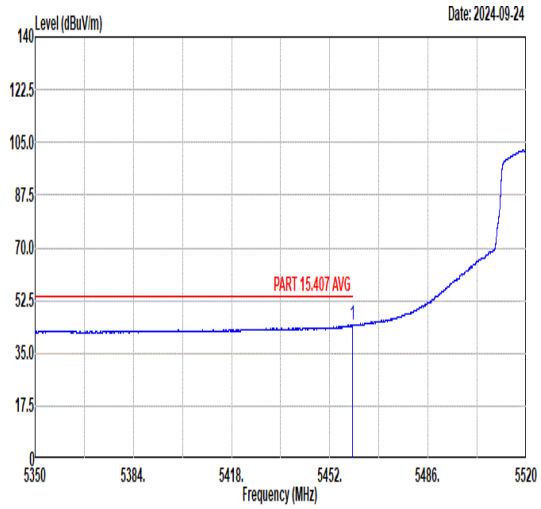 Freq Level Limit Line Margin (dB) Read Level Ant Factor Cable Loss Preamp Factor APos TPos Remark MHz dBuV/m dBuV/m dBuV dB/m dB dB cm deg 1 5459.99 44.26 54.00 -9.74 30.50 34.81 11.12 32.17 232 343 AVERAGE	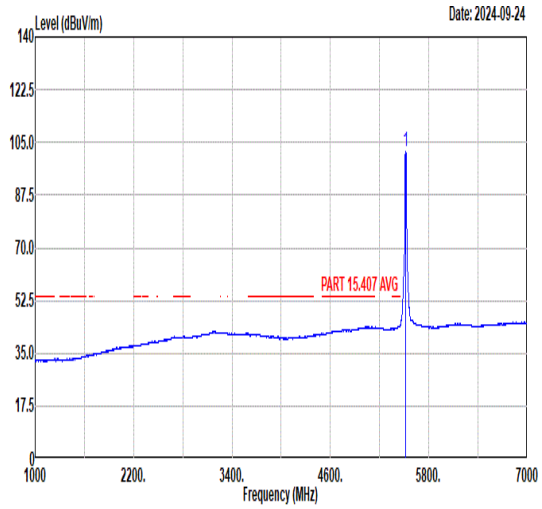 Freq Level Limit Line Margin (dB) Read Level Ant Factor Cable Loss Preamp Factor APos TPos Remark MHz dBuV/m dBuV/m dBuV dB/m dB dB cm deg 1 5520.00 102.15 ------ ------ 88.20 34.82 11.35 32.22 232 343 AVERAGE

Mode	52	
	Band Edge	
	U-NII-2C_5.47-5.725_802.11a_CH104_5520MHz	
ANT	5	
Pol.	Vertical	Fundamental
Peak	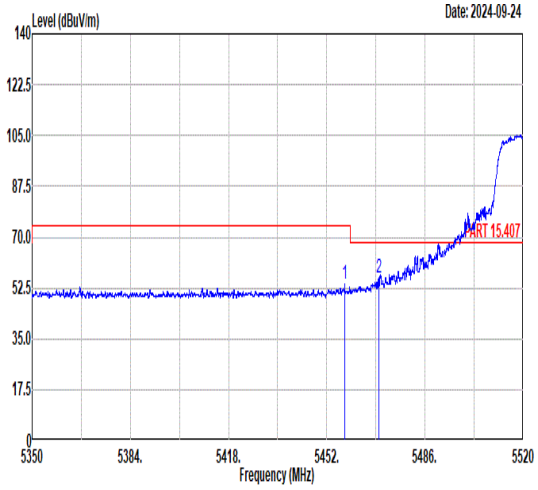 Freq Level Limit Line Margin (dB) Read Level Ant Factor Cable Loss Preamp Factor APos TPos Remark MHz dBuV/m dBuV/m dBuV dB/m dB dB cm deg 1 5458.22 53.79 74.00 -20.21 40.03 34.81 11.11 32.16 236 47 PEAK 2 5469.94 55.89 68.30 -12.41 42.10 34.81 11.16 32.18 236 47 PEAK	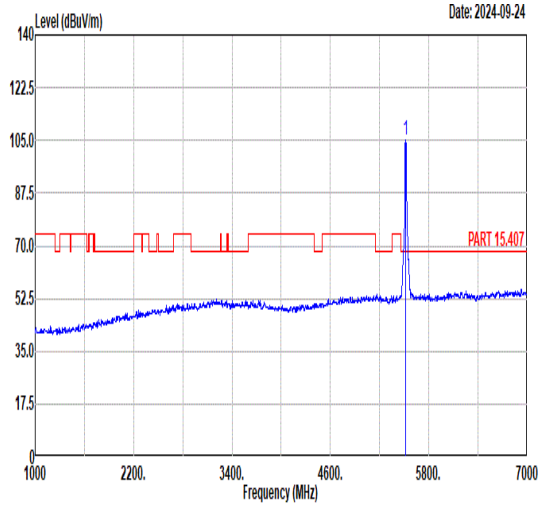 Freq Level Limit Line Margin (dB) Read Level Ant Factor Cable Loss Preamp Factor APos TPos Remark MHz dBuV/m dBuV/m dBuV dB/m dB dB cm deg 1 5520.00 105.07 ------ ------ 91.12 34.82 11.35 32.22 236 47 PEAK
Avg	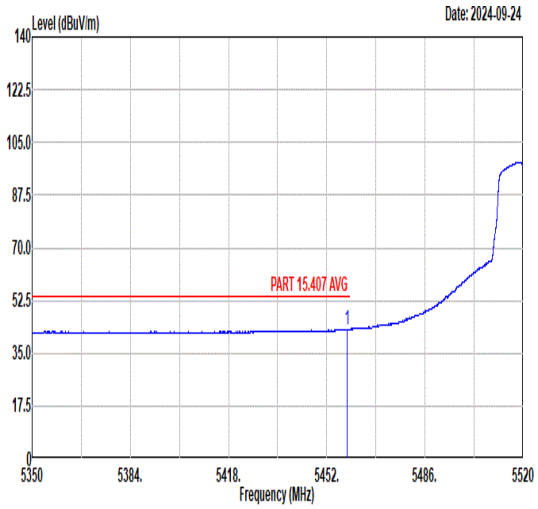 Freq Level Limit Line Margin (dB) Read Level Ant Factor Cable Loss Preamp Factor APos TPos Remark MHz dBuV/m dBuV/m dBuV dB/m dB dB cm deg 1 5459.06 43.05 54.00 -10.95 29.28 34.81 11.12 32.16 236 47 AVERAGE	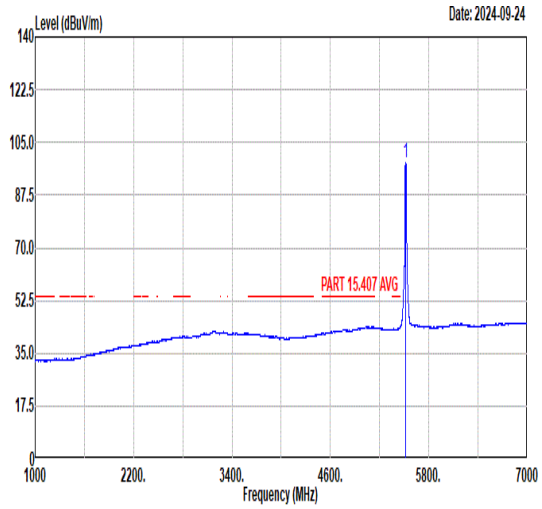 Freq Level Limit Line Margin (dB) Read Level Ant Factor Cable Loss Preamp Factor APos TPos Remark MHz dBuV/m dBuV/m dBuV dB/m dB dB cm deg 1 5520.00 98.41 ------ ------ 84.46 34.82 11.35 32.22 236 47 AVERAGE

Mode	53	
	Band Edge	
	U-NII-2C_5.47-5.725_802.11a_CH136_5680MHz	
ANT	5	
Pol.	Horizontal	Fundamental
Peak	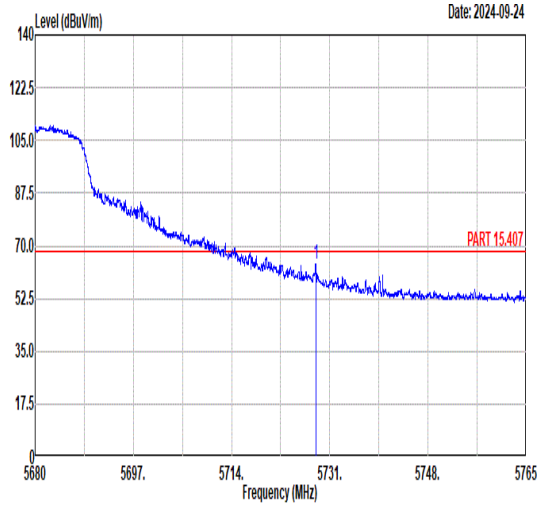 Freq Level Limit Line Margin (dB) Read Level Ant Factor Cable Loss Preamp Factor APos TPos Remark MHz dBuV/m dBuV/m dBuV dB/m dB dB cm deg 1 5728.57 63.73 68.30 -4.57 49.35 35.12 11.65 32.39 232 356 PEAK	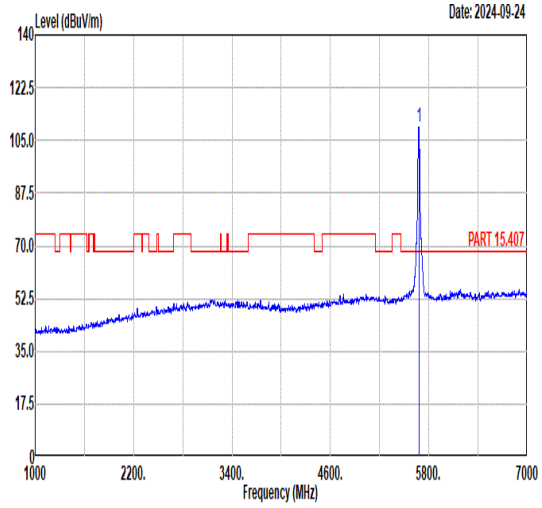 Freq Level Limit Line Margin (dB) Read Level Ant Factor Cable Loss Preamp Factor APos TPos Remark MHz dBuV/m dBuV/m dBuV dB/m dB dB cm deg 1 5680.00 109.35 ------ ------ 94.97 35.05 11.68 32.35 232 356 PEAK
Avg	Blank	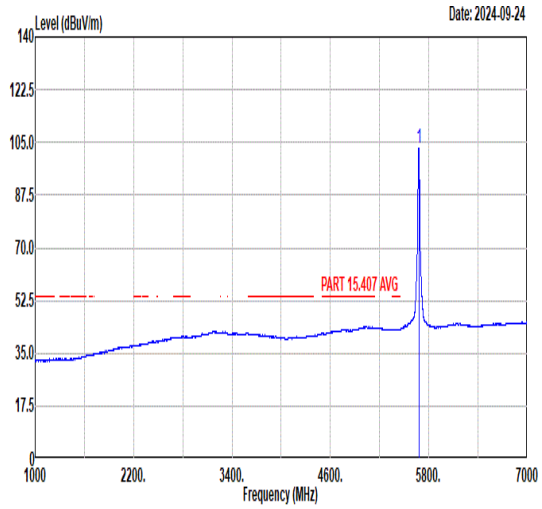 Freq Level Limit Line Margin (dB) Read Level Ant Factor Cable Loss Preamp Factor APos TPos Remark MHz dBuV/m dBuV/m dBuV dB/m dB dB cm deg 1 5680.00 102.88 ------ ------ 88.50 35.05 11.68 32.35 232 356 AVERAGE

Mode	53	
	Band Edge	
	U-NII-2C_5.47-5.725_802.11a_CH136_5680MHz	
ANT	5	
Pol.	Vertical	Fundamental
Peak	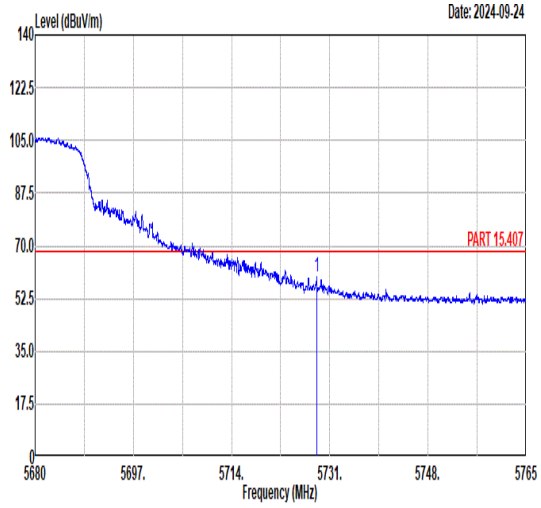 Freq Level Limit Line Margin (dB) Read Level Ant Factor Cable Loss Preamp Factor APos TPos Remark MHz dBuV/m dBuV/m dBuV dB/m dB dB cm deg 1 5728.75 59.61 68.30 -8.69 45.23 35.12 11.65 32.39 230 74 PEAK	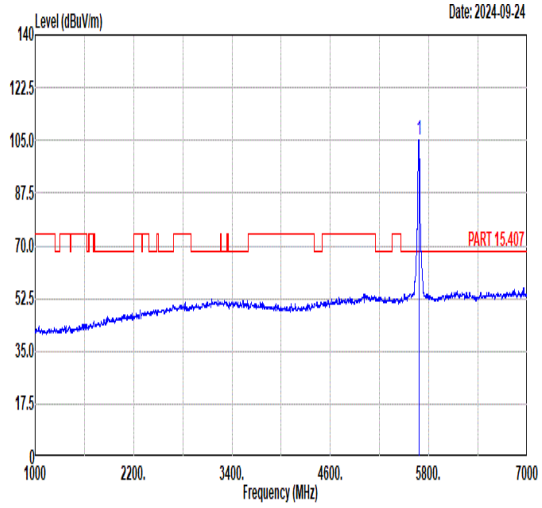 Freq Level Limit Line Margin (dB) Read Level Ant Factor Cable Loss Preamp Factor APos TPos Remark MHz dBuV/m dBuV/m dBuV dB/m dB dB cm deg 1 5680.00 105.36 ------ ------ 90.98 35.05 11.68 32.35 230 74 PEAK
Avg	Blank	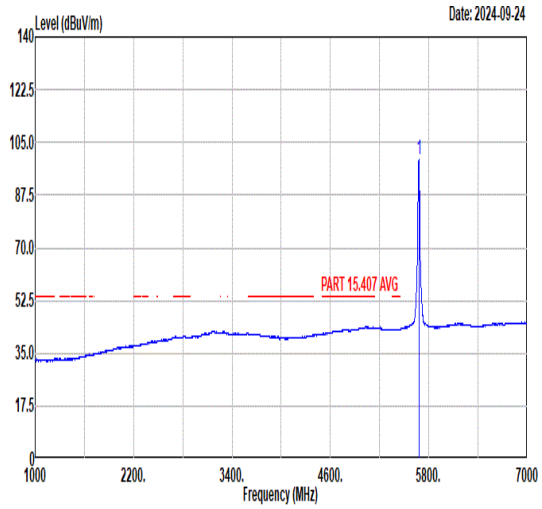 Freq Level Limit Line Margin (dB) Read Level Ant Factor Cable Loss Preamp Factor APos TPos Remark MHz dBuV/m dBuV/m dBuV dB/m dB dB cm deg 1 5680.00 99.10 ------ ------ 84.72 35.05 11.68 32.35 230 74 AVERAGE

Mode	54	
	Band Edge	
	U-NII-2C_5.47-5.725_802.11n HT20_CH136_5680MHz	
ANT	5	
Pol.	Horizontal	Fundamental
Peak	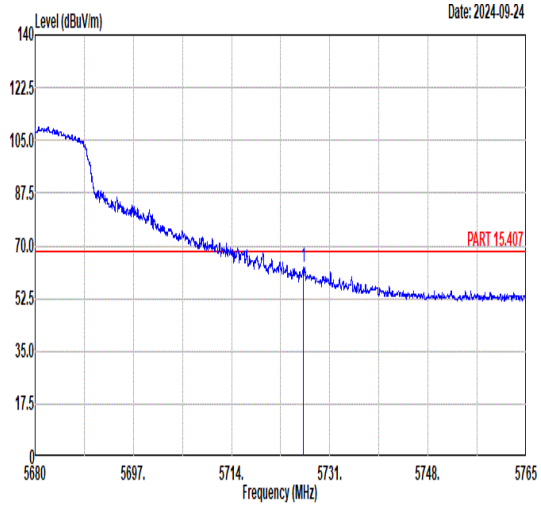 Freq Level Limit Line Margin (dB) Read Level Ant Factor Cable Loss Preamp Factor APos TPos Remark MHz dBuV/m dBuV/m dBuV dB/m dB dB cm deg 1 5726.45 62.70 68.30 -5.60 48.32 35.12 11.65 32.39 231 358 PEAK	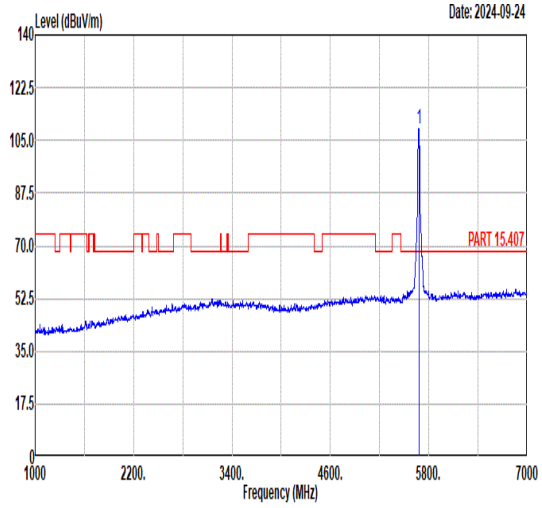 Freq Level Limit Line Margin (dB) Read Level Ant Factor Cable Loss Preamp Factor APos TPos Remark MHz dBuV/m dBuV/m dBuV dB/m dB dB cm deg 1 5680.00 108.87 ------ ------ 94.49 35.05 11.68 32.35 231 358 PEAK
Avg	Blank	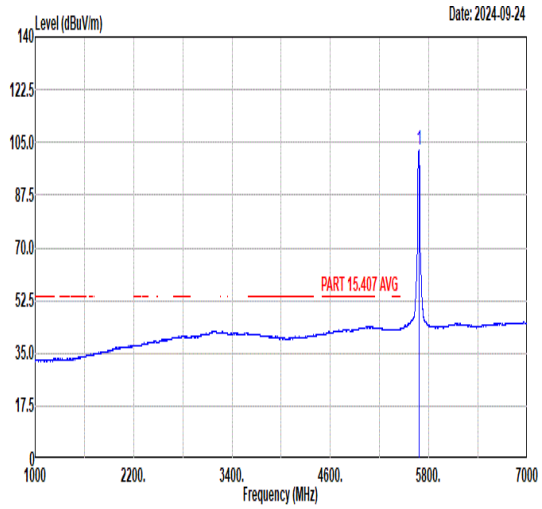 Freq Level Limit Line Margin (dB) Read Level Ant Factor Cable Loss Preamp Factor APos TPos Remark MHz dBuV/m dBuV/m dBuV dB/m dB dB cm deg 1 5680.00 102.23 ------ ------ 87.85 35.05 11.68 32.35 231 358 AVERAGE

Mode	54	
	Band Edge	
	U-NII-2C_5.47-5.725_802.11n HT20_CH136_5680MHz	
ANT	5	
Pol.	Vertical	Fundamental
Peak	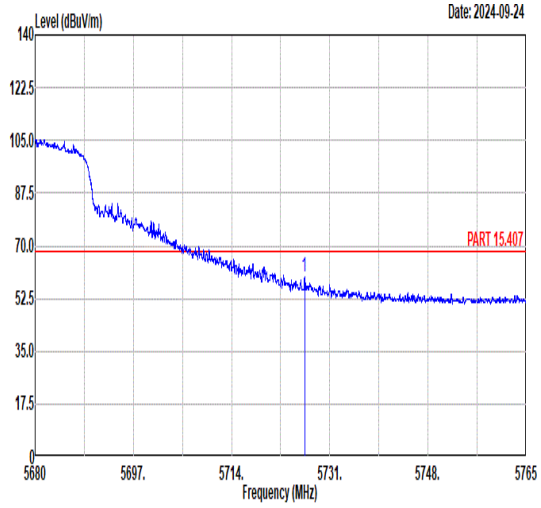 Freq Level Limit Line Margin (dB) Read Level Ant Factor Cable Loss Preamp Factor APos TPos Remark MHz dBuV/m dBuV/m dBuV dB/m dB dB cm deg 1 5726.62 59.65 68.30 -8.65 45.27 35.12 11.65 32.39 233 51 PEAK	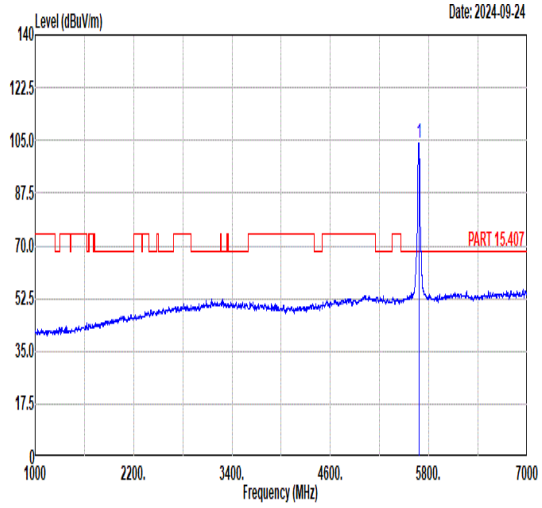 Freq Level Limit Line Margin (dB) Read Level Ant Factor Cable Loss Preamp Factor APos TPos Remark MHz dBuV/m dBuV/m dBuV dB/m dB dB cm deg 1 5680.00 104.01 ------ ------ 89.63 35.05 11.68 32.35 233 51 PEAK
Avg	Blank	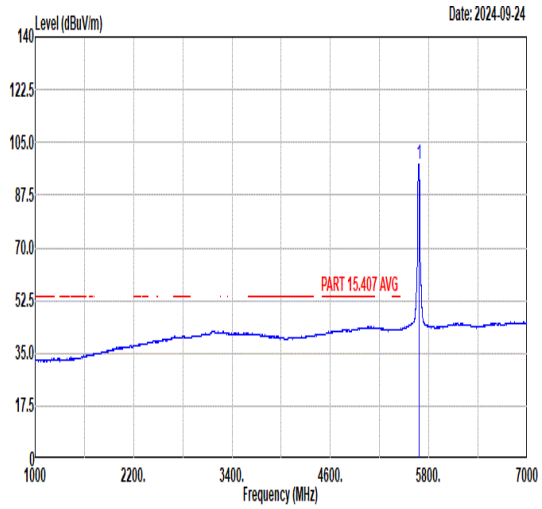 Freq Level Limit Line Margin (dB) Read Level Ant Factor Cable Loss Preamp Factor APos TPos Remark MHz dBuV/m dBuV/m dBuV dB/m dB dB cm deg 1 5680.00 97.81 ------ ------ 83.43 35.05 11.68 32.35 233 51 AVERAGE

Mode	55	
	Band Edge	
	U-NII-2C_5.47-5.725_802.11n HT20_CH104_5520MHz	
ANT	5	
Pol.	Horizontal	Fundamental
Peak	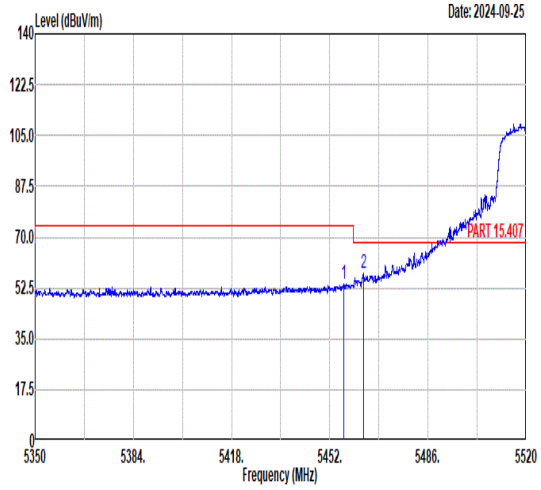 Freq Level Limit Line Margin (dB) Read Level Ant Factor Cable Loss Preamp Factor APos TPos Remark MHz dBuV/m dBuV/m dBuV dB/m dB dB cm deg 1 5456.85 53.75 74.00 -20.25 39.99 34.81 11.11 32.16 235 343 PEAK 2 5463.65 57.74 68.30 -10.56 43.96 34.81 11.14 32.17 235 343 PEAK	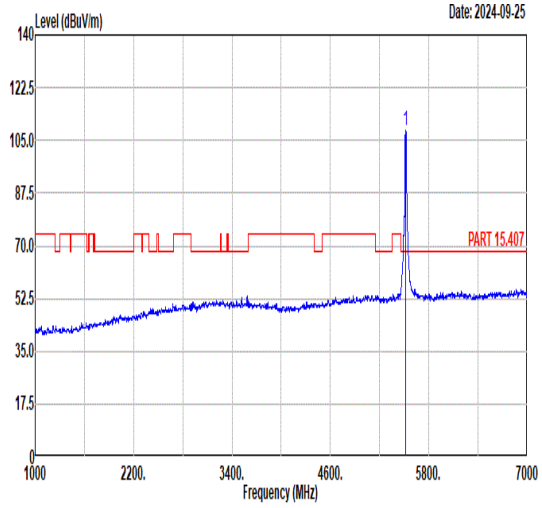 Freq Level Limit Line Margin (dB) Read Level Ant Factor Cable Loss Preamp Factor APos TPos Remark MHz dBuV/m dBuV/m dBuV dB/m dB dB cm deg 1 5520.00 108.16 ------ ------ 94.19 34.83 11.37 32.23 235 343 PEAK
Avg	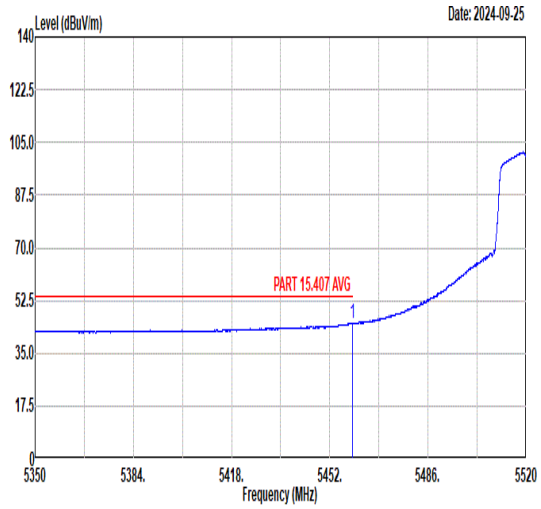 Freq Level Limit Line Margin (dB) Read Level Ant Factor Cable Loss Preamp Factor APos TPos Remark MHz dBuV/m dBuV/m dBuV dB/m dB dB cm deg 1 5459.92 44.89 54.00 -9.11 31.13 34.81 11.12 32.17 235 343 AVERAGE	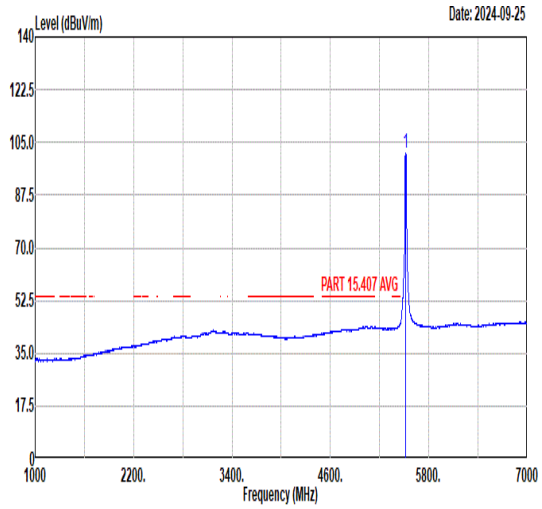 Freq Level Limit Line Margin (dB) Read Level Ant Factor Cable Loss Preamp Factor APos TPos Remark MHz dBuV/m dBuV/m dBuV dB/m dB dB cm deg 1 5520.00 101.45 ------ ------ 87.50 34.82 11.35 32.22 235 343 AVERAGE

Mode	55	
	Band Edge	
	U-NII-2C_5.47-5.725_802.11n HT20_CH104_5520MHz	
ANT	5	
Pol.	Vertical	Fundamental
Peak	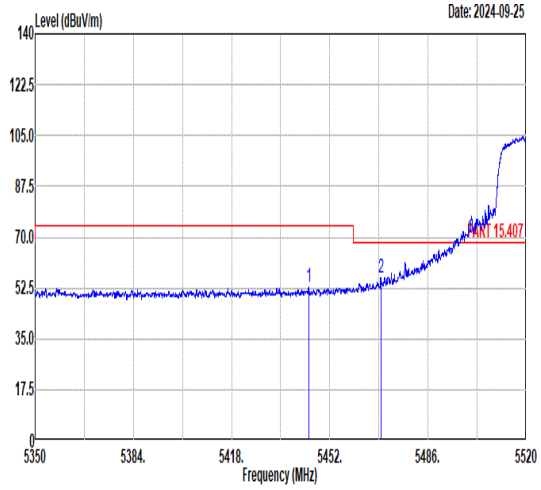 Freq Level Limit Line Margin (dB) Read Level Ant Factor Cable Loss Preamp Factor APos TPos Remark MHz dBuV/m dBuV/m dBuV dB/m dB dB cm deg 1 5444.79 52.78 74.00 -21.22 39.06 34.81 11.06 32.15 237 53 PEAK 2 5469.77 56.02 68.30 -12.28 42.23 34.81 11.16 32.18 237 53 PEAK	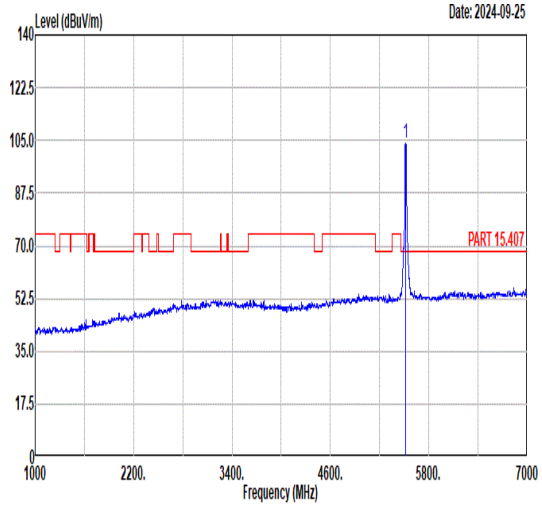 Freq Level Limit Line Margin (dB) Read Level Ant Factor Cable Loss Preamp Factor APos TPos Remark MHz dBuV/m dBuV/m dBuV dB/m dB dB cm deg 1 5520.00 104.32 ------ ------ 90.37 34.82 11.35 32.22 237 53 PEAK
Avg	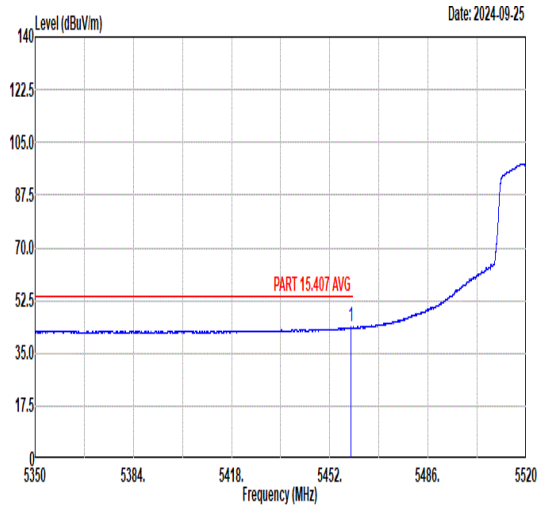 Freq Level Limit Line Margin (dB) Read Level Ant Factor Cable Loss Preamp Factor APos TPos Remark MHz dBuV/m dBuV/m dBuV dB/m dB dB cm deg 1 5459.23 43.65 54.00 -10.35 29.88 34.81 11.12 32.16 237 53 AVERAGE	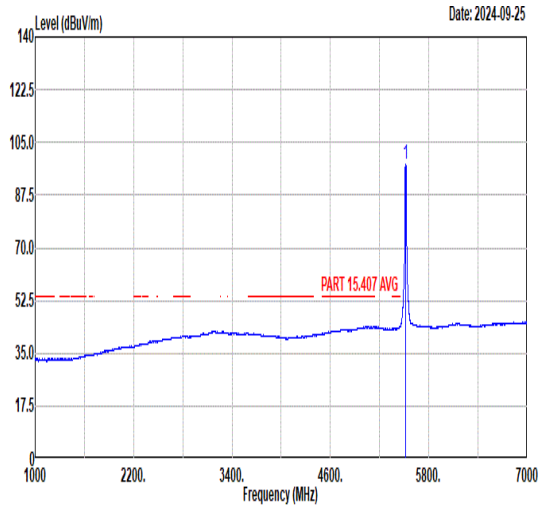 Freq Level Limit Line Margin (dB) Read Level Ant Factor Cable Loss Preamp Factor APos TPos Remark MHz dBuV/m dBuV/m dBuV dB/m dB dB cm deg 1 5520.00 97.78 ------ ------ 83.81 34.83 11.37 32.23 237 53 AVERAGE

Appendix D. Duty Cycle Plots

Band	Duty Cycle(%)	T(ms)	1/T(kHz)	VBW Setting
802.11a	100	-	-	10Hz
802.11n HT20	100	-	-	10Hz
802.11n HT40	100	-	-	10Hz
802.11ac VHT80	100	-	-	10Hz

802.11a

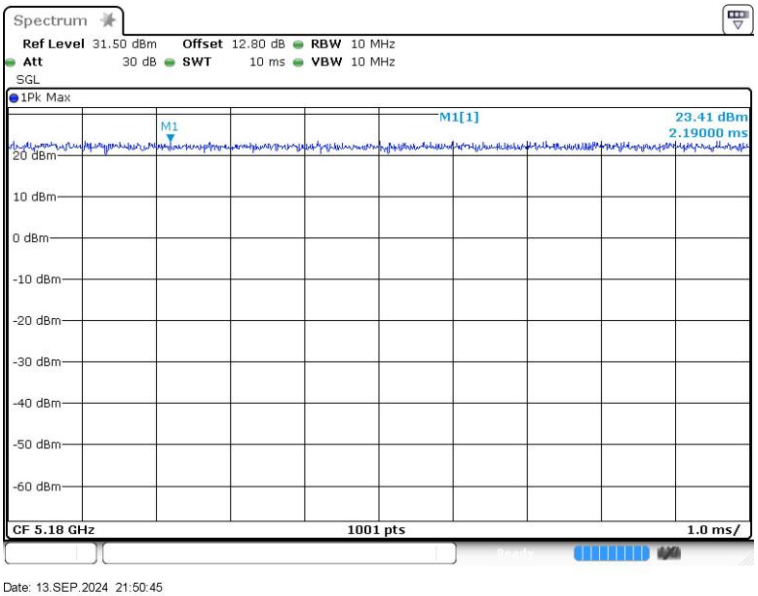

802.11n HT20

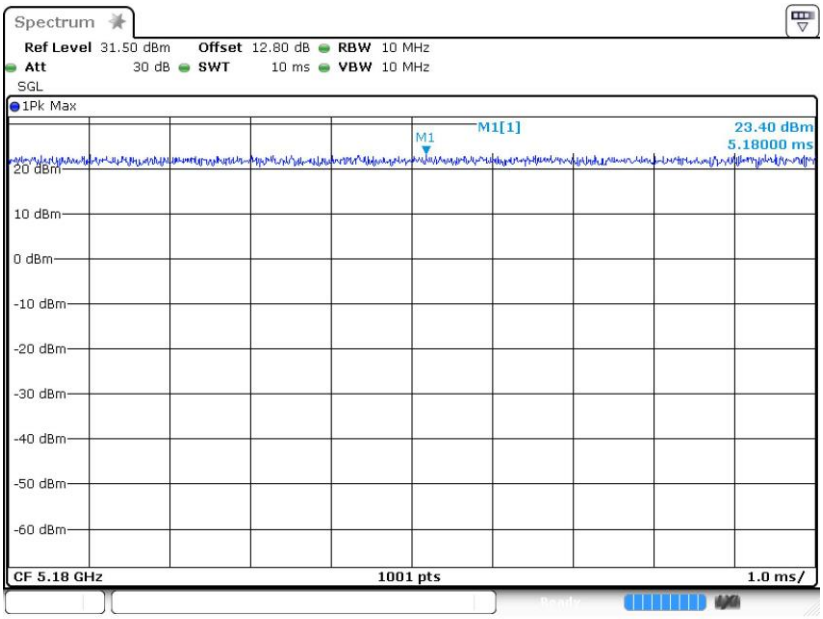

Date: 13.SEP.2024 21:45:29

802.11n HT40

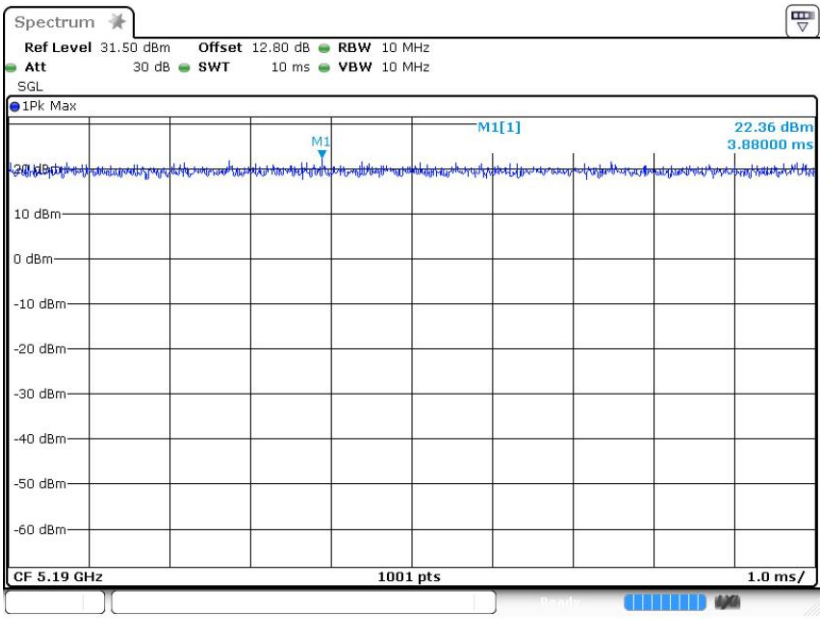

Date: 13.SEP.2024 21:46:14

802.11ac VHT80

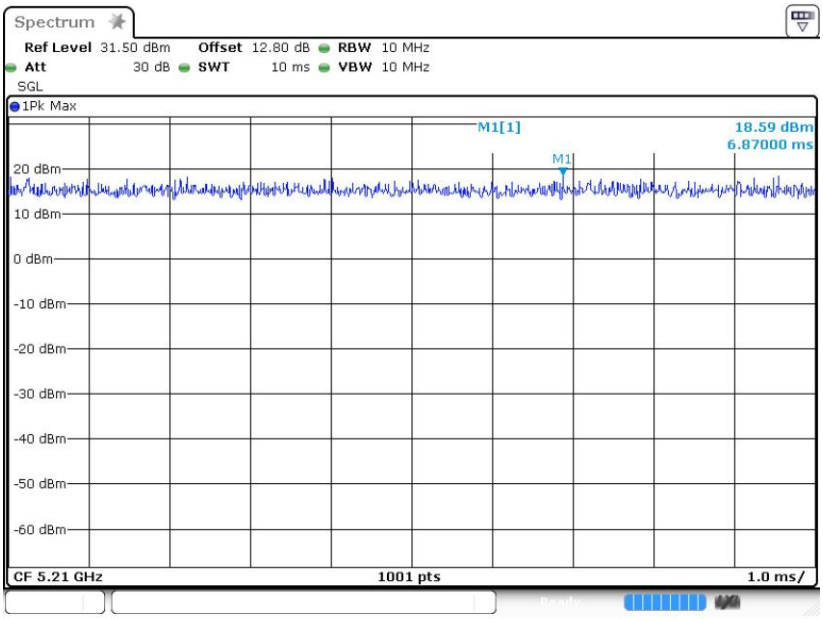

Date: 13.SEP.2024 21:49:51