



FCC RF Test Report

APPLICANT : Motorola Mobility LLC
EQUIPMENT : Mobile Cellular Phone
BRAND NAME : Motorola
MODEL NAME : XT2409-1, XT2409-6
FCC ID : IHDT56AS6
STANDARD : FCC Part 15 Subpart C §15.247
CLASSIFICATION : (DTS) Digital Transmission System
TEST DATE(S) : May 29, 2024 ~ Jun. 20, 2024

We, Sporton International Inc. (Kunshan), would like to declare that the tested sample has been evaluated in accordance with the test procedures and has been in compliance with the applicable technical standards.

The test results in this report apply exclusively to the tested model / sample. Without written approval of Sporton International Inc. (Kunshan), the test report shall not be reproduced except in full.

Jason Jia

Approved by: Jason Jia



Sporton International Inc. (Kunshan)

**No. 1098, Pengxi North Road, Kunshan Economic Development Zone Jiangsu Province 215300
People's Republic of China**



TABLE OF CONTENTS

REVISION HISTORY..... 3

SUMMARY OF TEST RESULT 4

1 GENERAL DESCRIPTION..... 5

 1.1 Applicant 5

 1.2 Manufacturer 5

 1.3 Product Feature of Equipment Under Test..... 5

 1.4 Product Specification of Equipment Under Test..... 5

 1.5 Modification of EUT 6

 1.6 Testing Location 6

 1.7 Specification of Accessory 6

 1.8 Test Software..... 7

 1.9 Applicable Standards..... 7

2 TEST CONFIGURATION OF EQUIPMENT UNDER TEST..... 8

 2.1 Carrier Frequency Channel 8

 2.2 Test Mode..... 9

 2.3 Connection Diagram of Test System..... 10

 2.4 Support Unit used in test configuration and system 11

 2.5 EUT Operation Test Setup 11

 2.6 Measurement Results Explanation Example..... 11

3 TEST RESULT 12

 3.1 6dB and 99% Bandwidth Measurement 12

 3.2 Output Power Measurement..... 13

 3.3 Power Spectral Density Measurement 14

 3.4 Conducted Band Edges and Spurious Emission Measurement 15

 3.5 Radiated Band Edges and Spurious Emission Measurement 16

 3.6 AC Conducted Emission Measurement..... 20

 3.7 Antenna Requirements 22

4 LIST OF MEASURING EQUIPMENT..... 23

5 MEASUREMENT UNCERTAINTY 24

APPENDIX A. CONDUCTED TEST RESULTS

APPENDIX B. AC CONDUCTED EMISSION TEST RESULT

APPENDIX C. RADIATED SPURIOUS EMISSION AND PLOTS

APPENDIX D. DUTY CYCLE PLOTS

APPENDIX E. SETUP PHOTOGRAPHS



REVISION HISTORY

REPORT NO.	VERSION	DESCRIPTION	ISSUED DATE
FR452307B	Rev. 01	Initial issue of report	Jul. 02, 2024



SUMMARY OF TEST RESULT

Report Section	FCC Rule	Description	Limit	Result	Remark
3.1	15.247(a)(2)	6dB Bandwidth	≥ 0.5MHz	Pass	-
3.1	-	99% Bandwidth	-	Report only	-
3.2	15.247(b)(3)	Peak Output Power	≤ 30dBm	Pass	-
3.3	15.247(e)	Power Spectral Density	≤ 8dBm/3kHz	Pass	-
3.4	15.247(d)	Conducted Band Edges and Spurious Emission	≤ 20dBc	Pass	-
3.5	15.247(d)	Radiated Band Edges and Spurious Emission	15.209(a) & 15.247(d)	Pass	Under limit 5.70 dB at 2484.100 MHz
3.6	15.207	AC Conducted Emission	15.207(a)	Pass	Under limit 3.19 dB at 0.159 MHz
3.7	15.203 & 15.247(b)	Antenna Requirement	15.203 & 15.247(b)	Pass	-

Conformity Assessment Condition:

1. The test results (PASS/FAIL) with all measurement uncertainty excluded are presented against the regulation limits or in accordance with the requirements stipulated by the applicant/manufacturer who shall bear all the risks of non-compliance that may potentially occur if measurement uncertainty is taken into account.
2. The measurement uncertainty please refer to each test result in the section "Measurement Uncertainty"

Disclaimer:

The product specifications of the EUT presented in the test report that may affect the test assessments are declared by the manufacturer who shall take full responsibility for the authenticity.



1 General Description

1.1 Applicant

Motorola Mobility LLC
222 W,Merchandise Mart Plaza, Chicago IL 60654 USA

1.2 Manufacturer

Motorola Mobility LLC
222 W,Merchandise Mart Plaza, Chicago IL 60654 USA

1.3 Product Feature of Equipment Under Test

Product Feature	
Equipment	Mobile Cellular Phone
Brand Name	Motorola
Model Name	XT2409-1, XT2409-6
FCC ID	IHDT56AS6
IMEI Code	Conducted: 364637960031517/364637960031525 Conduction / Radiation: 354637960030196/354637960030204
HW Version	DVT2
SW Version	UUI34.42
EUT Stage	Identical Prototype

Remark:

1. The above EUT's information was declared by manufacturer. Please refer to the specifications or user's manual for more detailed description.
2. The two models are only different for market segment, all the others are the same.

1.4 Product Specification of Equipment Under Test

Standards-related Product Specification	
Tx/Rx Frequency Range	2402 MHz ~ 2480 MHz
Number of Channels	40
Carrier Frequency of Each Channel	40 Channel(37 hopping + 3 advertising channel)
Maximum Output Power to Antenna	BLE 1Mbps: 6.91 dBm (0.0049 W) BLE 2Mbps: 6.96 dBm (0.0050 W)
99% Occupied Bandwidth	BLE 1Mbps:1.055MHz BLE 2Mbps:2.082MHz
Antenna Type / Gain	IFA Antenna type with gain -5.50 dBi
Type of Modulation	Bluetooth LE : GFSK

Note: BLE 2Mbps does not support three primary advertising channels (CH00/CH12/CH39).



1.5 Modification of EUT

No modifications are made to the EUT during all test items.

1.6 Testing Location

Sporton International Inc. (Kunshan) is accredited to ISO/IEC 17025:2017 by American Association for Laboratory Accreditation with Certificate Number 5145.02.

Test Firm	Sporton International Inc. (Kunshan)		
Test Site Location	No. 1098, Pengxi North Road, Kunshan Economic Development Zone Jiangsu Province 215300 People's Republic of China TEL : +86-512-57900158		
Test Site No.	Sporton Site No.	FCC Designation No.	FCC Test Firm Registration No.
	CO01-KS 03CH06-KS TH01-KS	CN1257	314309

1.7 Specification of Accessory

Specification of Accessory				
AC Adapter 1(US)	Brand Name	Motorola(Chenyang)	Model Name	MC-681N
AC Adapter 1(EU)	Brand Name	Motorola(Chenyang)	Model Name	MC-682N
AC Adapter 1(UK)	Brand Name	Motorola(Chenyang)	Model Name	MC-683N
AC Adapter 1(AU)	Brand Name	Motorola(Chenyang)	Model Name	MC-685N
AC Adapter 1(BR)	Brand Name	Motorola(Chenyang)	Model Name	MC-687N
AC Adapter 2(US)	Brand Name	Motorola(Acbel)	Model Name	MC-681N
AC Adapter 2(EU)	Brand Name	Motorola(Acbel)	Model Name	MC-682N
AC Adapter 2(UK)	Brand Name	Motorola(Acbel)	Model Name	MC-683N
AC Adapter 2(AU)	Brand Name	Motorola(Acbel)	Model Name	MC-685N
AC Adapter 2(BR)	Brand Name	Motorola(Acbel)	Model Name	MC-687N
Battery 1	Brand Name	Motorola(ATL)	Model Name	QV43
Battery 2	Brand Name	Motorola(CosMX)	Model Name	QV43
USB Cable 1	Brand Name	Motorola(Hexin)	Model Name	S928E28748
USB Cable 2	Brand Name	Motorola(Juwei)	Model Name	S928E28749
USB Cable 3	Brand Name	Motorola(Saibao)	Model Name	S928E38943
Earphone	Brand Name	Motorola(Lyand)	Model Name	M1181C(SH38D62338)



1.8 Test Software

Item	Site	Manufacturer	Name	Version
1.	TH01-KS	Tonscend	JS1120-3 test system China_210602	3.3.10
2.	03CH06-KS	AUDIX	E3	210616
3.	CO01-KS	AUDIX	E3	6.2009-8-24

1.9 Applicable Standards

According to the specifications of the manufacturer, the EUT must comply with the requirements of the following standards:

- ♦ 47 CFR Part 15 Subpart C §15.247
- ♦ FCC KDB 558074 D01 15.247 Meas Guidance v05r02
- ♦ ANSI C63.10-2013

Remark:

1. All test items were verified and recorded according to the standards and without any deviation during the test.
2. This EUT has also been tested and complied with the requirements of FCC Part 15, Subpart B, recorded in a separate test report.



2 Test Configuration of Equipment Under Test

2.1 Carrier Frequency Channel

Frequency Band	Channel	Freq. (MHz)	Channel	Freq. (MHz)
2400-2483.5 MHz	0	2402	21	2444
	1	2404	22	2446
	2	2406	23	2448
	3	2408	24	2450
	4	2410	25	2452
	5	2412	26	2454
	6	2414	27	2456
	7	2416	28	2458
	8	2418	29	2460
	9	2420	30	2462
	10	2422	31	2464
	11	2424	32	2466
	12	2426	33	2468
	13	2428	34	2470
	14	2430	35	2472
	15	2432	36	2474
	16	2434	37	2476
	17	2436	38	2478
	18	2438	39	2480
	19	2440	-	-
20	2442	-	-	



2.2 Test Mode

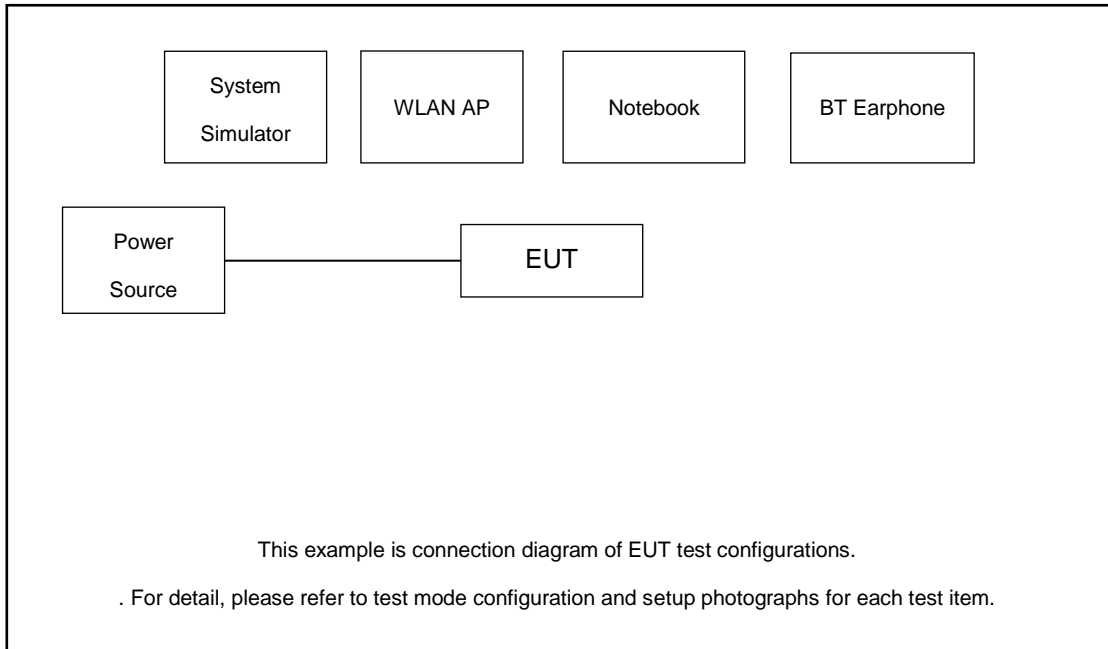
- a. The EUT has been associated with peripherals and configuration operated in a manner tended to maximize its emission characteristics in a typical application. Frequency range investigated: conduction emission (150 kHz to 30 MHz), radiation emission (9 kHz to the 10th harmonic of the highest fundamental frequency or to 40 GHz, whichever is lower). For radiated measurement, pre-scanned in three orthogonal panels, X, Y, Z. The worst cases (Y plane) were recorded in this report.
- b. AC power line Conducted Emission was tested under maximum output power.

The following summary table is showing all test modes to demonstrate in compliance with the standard.

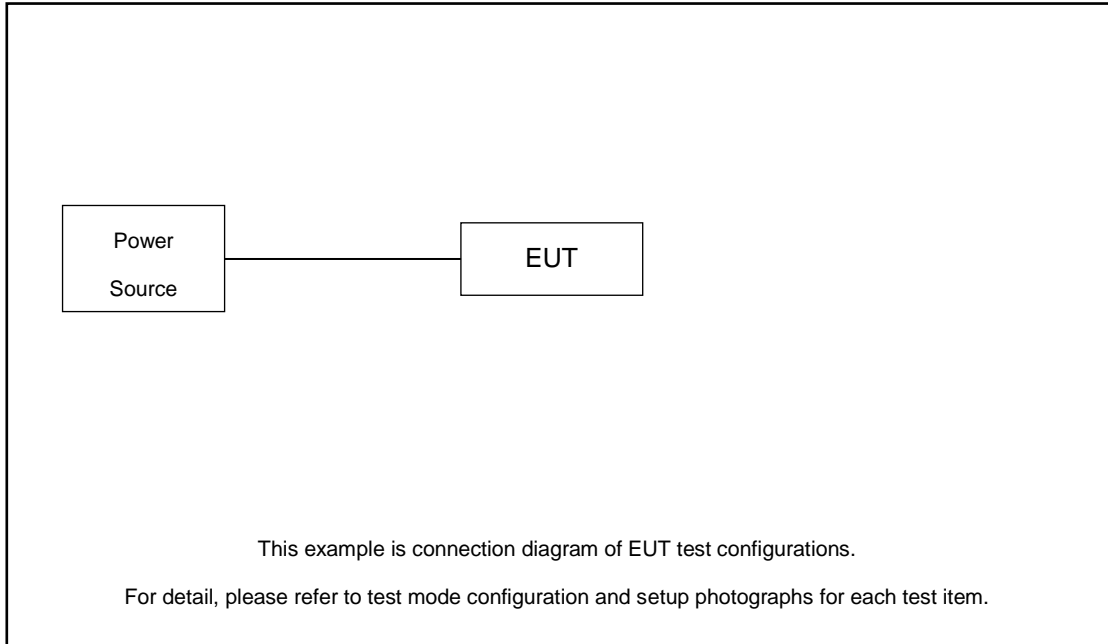
Summary table of Test Cases	
Test Item	Data Rate / Modulation
	Bluetooth – LE / GFSK
Conducted TCs	Mode 1: Bluetooth Tx CH00_2402 MHz_BLE 1Mbps Mode 2: Bluetooth Tx CH19_2440 MHz_BLE 1Mbps Mode 3: Bluetooth Tx CH39_2480 MHz_BLE 1Mbps Mode 4: Bluetooth Tx CH01_2404 MHz_BLE 2Mbps Mode 5: Bluetooth Tx CH19_2440 MHz_BLE 2Mbps Mode 6: Bluetooth Tx CH38_2478 MHz_BLE 2Mbps
Radiated TCs	Mode 1: Bluetooth Tx CH00_2402 MHz_BLE 1Mbps Mode 2: Bluetooth Tx CH19_2440 MHz_BLE 1Mbps Mode 3: Bluetooth Tx CH39_2480 MHz_BLE 1Mbps Mode 4: Bluetooth Tx CH01_2404 MHz_BLE 2Mbps Mode 5: Bluetooth Tx CH19_2440 MHz_BLE 2Mbps Mode 6: Bluetooth Tx CH38_2478 MHz_BLE 2Mbps Co-location mode: Bluetooth Tx CH38 2Mbps + WLAN 802.11ax HE40 Tx CH09 + LTE Band 13 Link
AC Conducted Emission	Mode 1: GSM 850 Idle + Bluetooth Link + WLAN Link (2.4G) + USB Cable 1(Charging from Adapter 1)
Remark: For Radiated Test Cases, The tests were performance with Adapter 1 and USB Cable 1.	

2.3 Connection Diagram of Test System

Conducted Emission:



Radiated Emission:





2.4 Support Unit used in test configuration and system

Item	Equipment	Trade Name	Model Name	FCC ID	Data Cable	Power Cord
1.	LTE Base Station	Anritus	MT8821C	N/A	N/A	Unshielded,1.8m
2.	WLAN AP	D-link	DIR-655	KA21R655B1	N/A	Unshielded,1.8m
3.	Notebook	Lenovo	G480	QDS-BRCM1050I	N/A	Shielded cable DC O/P 1.8m, Unshielded AC I/P cable 1.8m
4.	Bluetooth Earphone	Lenovo	thinkplus-BH3	N/A	N/A	N/A
5.	SD Card	Kingston	8GB	N/A	N/A	N/A

2.5 EUT Operation Test Setup

For BLE function, the engineering test program was provided and enabled to make EUT continuous transmit.

For AC power line conducted emissions, the EUT was set to connect with the WLAN AP under large package sizes transmission.

2.6 Measurement Results Explanation Example

For all conducted test items:

The offset level is set in the spectrum analyzer to compensate the RF cable loss and attenuator factor between EUT conducted output port and spectrum analyzer. With the offset compensation, the spectrum analyzer reading level is exactly the EUT RF output level.

Example :

The spectrum analyzer offset is derived from RF cable loss and attenuator factor.

$$\text{Offset} = \text{RF cable loss} + \text{attenuator factor}.$$

Following shows an offset computation example with cable loss 2.19 dB and 10dB attenuator.

$$\begin{aligned} \text{Offset}(dB) &= \text{RF cable loss}(dB) + \text{attenuator factor}(dB). \\ &= 2.19 + 10 = 12.19 \text{ (dB)} \end{aligned}$$

3 Test Result

3.1 6dB and 99% Bandwidth Measurement

3.1.1 Limit of 6dB and 99% Bandwidth

The minimum 6 dB bandwidth shall be at least 500 kHz.

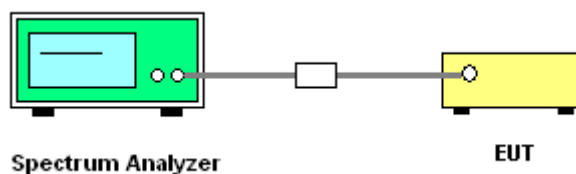
3.1.2 Measuring Instruments

The section 4.0 of List of Measuring Equipment of this test report is used for test.

3.1.3 Test Procedures

1. The testing follows ANSI C63.10-2013 clause 11.8
2. The RF output of EUT was connected to the spectrum analyzer by RF cable and attenuator. The path loss was compensated to the results for each measurement.
3. Set to the maximum power setting and enable the EUT transmit continuously.
4. Make the measurement with the spectrum analyzer's resolution bandwidth (RBW) = 100 kHz. Set the Video bandwidth (VBW) = 300 kHz. In order to make an accurate measurement. The 6 dB bandwidth must be greater than 500 kHz.
5. For 99% Bandwidth Measurement, the spectrum analyzer's resolution bandwidth (RBW) is set 1% to 5% of the 99% OBW and the VBW is set to 3 times of the RBW.
6. Measure and record the results in the test report.

3.1.4 Test Setup



3.1.5 Test Result of 6dB Bandwidth

Please refer to Appendix A.

3.1.6 Test Result of 99% Occupied Bandwidth

Please refer to Appendix A.

3.2 Output Power Measurement

3.2.1 Limit of Output Power

For systems using digital modulation in the 2400-2483.5MHz, the limit for peak output power is 30dBm. If transmitting antenna of directional gain greater than 6dBi is used, the peak output power from the intentional radiator shall be reduced below the above stated value by the amount in dB that the directional gain of the antenna exceeds 6 dBi. In case of point-to-point operation, the limit has to be reduced by 1dB for every 3dB that the directional gain of the antenna exceeds 6dBi.

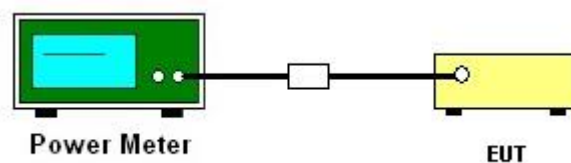
3.2.2 Measuring Instruments

The section 4.0 of List of Measuring Equipment of this test report is used for test.

3.2.3 Test Procedures

1. The testing follows the Measurement Procedure of ANSI C63.10-2013 clause 11.9.1.3 PKPM1 Peak power meter or ANSI C63.10-2013 clause 11.9.2.3.1 Method AVGPM method.
2. The RF output of EUT was connected to the power meter by RF cable and attenuator. The path loss was compensated to the results for each measurement.
3. Set to the maximum power setting and enable the EUT transmit continuously.
4. Measure the conducted output power and record the results in the test report.

3.2.4 Test Setup



3.2.5 Test Result of Peak Output Power

Please refer to Appendix A.

3.2.6 Test Result of Average Output Power (Reporting Only)

Please refer to Appendix A.

3.3 Power Spectral Density Measurement

3.3.1 Limit of Power Spectral Density

The peak power spectral density shall not be greater than 8dBm in any 3kHz band at any time interval of continuous transmission.

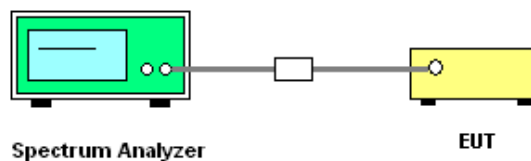
3.3.2 Measuring Instruments

The section 4.0 of List of Measuring Equipment of this test report is used for test.

3.3.3 Test Procedures

1. The testing follows Measurement Procedure of ANSI C63.10-2013 clause 11.10.2 Method PKPSD.
2. The RF output of EUT was connected to the spectrum analyzer by RF cable and attenuator. The path loss was compensated to the results for each measurement.
3. Set to the maximum power setting and enable the EUT transmit continuously.
4. Make the measurement with the spectrum analyzer's resolution bandwidth (RBW) = 3 kHz. Video bandwidth VBW = 10 kHz In order to make an accurate measurement, set the span to 1.5 times DTS Channel Bandwidth. (6dB BW)
5. Detector = peak, Sweep time = auto couple, Trace mode = max hold, Allow trace to fully stabilize. Use the peak marker function to determine the maximum power level.
6. Measure and record the results in the test report.
7. The Measured power density (dBm)/ 100kHz is a reference level and used as 20dBc down limit line for Conducted Band Edges and Conducted Spurious Emission.

3.3.4 Test Setup



3.3.5 Test Result of Power Spectral Density

Please refer to Appendix A.

3.3.6 Test Result of Power Spectral Density Plots (100kHz)

Please refer to Appendix A.

3.3.7 Test Result of Power Spectral Density Plots (3kHz)

Please refer to Appendix A.

3.4 Conducted Band Edges and Spurious Emission Measurement

3.4.1 Limit of Conducted Band Edges and Spurious Emission

All harmonics/spurious must be at least 20 dB down from the highest emission level within the authorized band.

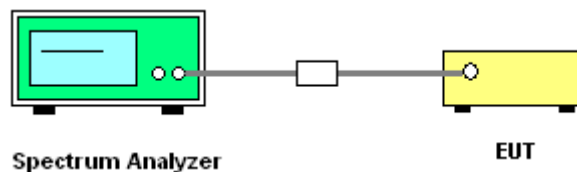
3.4.2 Measuring Instruments

The section 4.0 of List of Measuring Equipment of this test report is used for test.

3.4.3 Test Procedure

1. The testing follows ANSI C63.10-2013 clause 11.13
2. The RF output of EUT was connected to the spectrum analyzer by RF cable and attenuator. The path loss was compensated to the results for each measurement.
3. Set to the maximum power setting and enable the EUT transmit continuously.
4. Set RBW = 100 kHz, VBW=300 kHz, Peak Detector. Unwanted Emissions measured in any 100 kHz bandwidth outside of the authorized frequency band shall be attenuated by at least 20 dB relative to the maximum in-band peak PSD level in 100 kHz when maximum peak conducted output power procedure is used. If the transmitter complies with the conducted power limits based on the use of RMS averaging over a time interval, the attenuation required under this paragraph shall be 30 dB instead of 20 dB.
5. Measure and record the results in the test report.
6. The RF fundamental frequency should be excluded against the limit line in the operating frequency band.

3.4.4 Test Setup



3.4.5 Test Result of Conducted Band Edges Plots

Please refer to Appendix A.

3.4.6 Test Result of Conducted Spurious Emission Plots

Please refer to Appendix A.



3.5 Radiated Band Edges and Spurious Emission Measurement

3.5.1 Limit of Radiated Band Edges and Spurious Emission

In any 100 kHz bandwidth outside the intentional radiator frequency band, all harmonics/spurious must be at least 20 dB below the highest emission level within the authorized band. If the output power of this device was measured by spectrum analyzer, the attenuation under this paragraph shall be 30 dB instead of 20 dB. In addition, radiated emissions which fall in the restricted bands must also comply with the limits as below.

Frequency (MHz)	Field Strength (microvolts/meter)	Measurement Distance (meters)
0.009 – 0.490	2400/F(kHz)	300
0.490 – 1.705	24000/F(kHz)	30
1.705 – 30.0	30	30
30 – 88	100	3
88 – 216	150	3
216 - 960	200	3
Above 960	500	3

3.5.2 Measuring Instruments

The section 4.0 of List of Measuring Equipment of this test report is used for test.

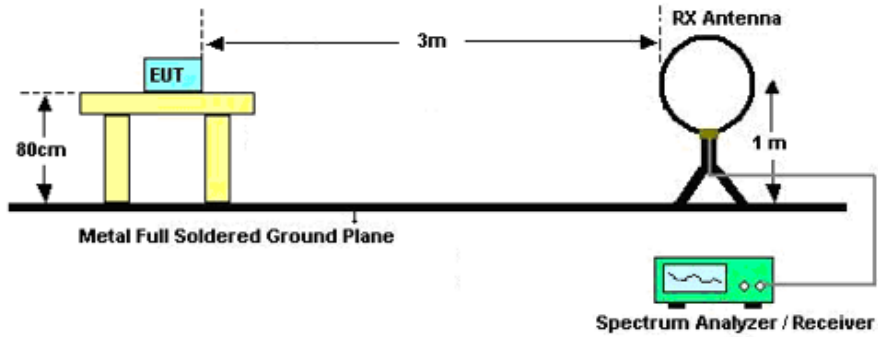


3.5.3 Test Procedures

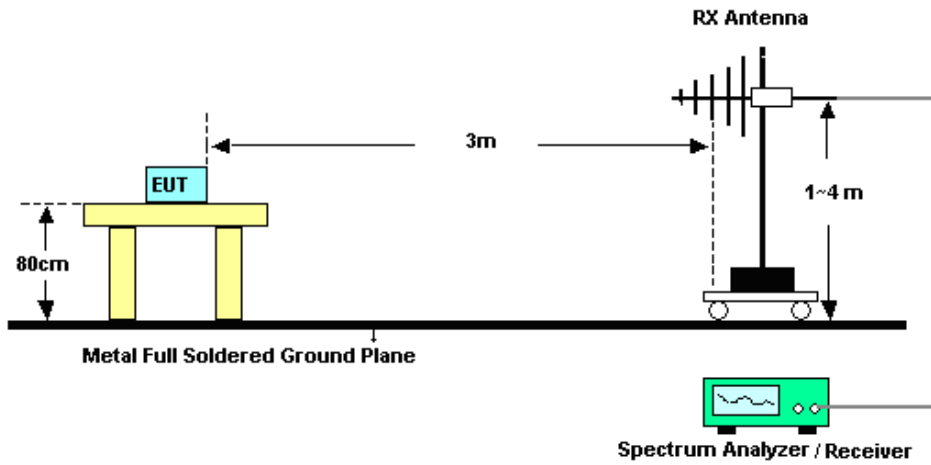
1. The testing follows ANSI C63.10-2013 clause 11.11 & 11.12
2. The EUT was arranged to its worst case and then tune the antenna tower (from 1 m to 4 m) and turntable (from 0 degree to 360 degrees) to find the maximum reading. A pre-amp and a high pass filter are used for the test in order to get better signal level.
3. The EUT was placed on a turntable with 0.8 meter for frequency below 1GHz and 1.5 meter for frequency above 1GHz respectively above ground.
4. The EUT was set 3 meters from the interference receiving antenna, which was mounted on the top of a variable height antenna tower.
5. Corrected Reading: Antenna Factor + Cable Loss + Read Level - Preamp Factor = Level
6. For testing below 1GHz, if the emission level of the EUT in peak mode was 3 dB lower than the limit specified, then peak values of EUT will be reported, otherwise, the emissions will be repeated one by one using the CISPR quasi-peak method and reported.
7. For testing above 1GHz, the emission level of the EUT in peak mode was 20dB lower than peak limit (that means the emission level in average mode also complies with the limit in average mode), then peak values of EUT will be reported, otherwise, the emissions will be measured in average mode again and reported.
8. Use the following spectrum analyzer settings:
 - (1) Span shall wide enough to fully capture the emission being measured;
 - (2) Set RBW=100 kHz for $f < 1$ GHz; $VBW \geq RBW$; Sweep = auto; Detector function = peak; Trace = max hold;
 - (3) Set RBW = 1 MHz, VBW= 3MHz for $f \geq 1$ GHz for peak measurement.
For average measurement:
 - $VBW = 10$ Hz, when duty cycle is no less than 98 percent.
 - $VBW \geq 1/T$, when duty cycle is less than 98 percent where T is the minimum transmission duration over which the transmitter is on and is transmitting at its maximum power control level for the tested mode of operation.

3.5.4 Test Setup

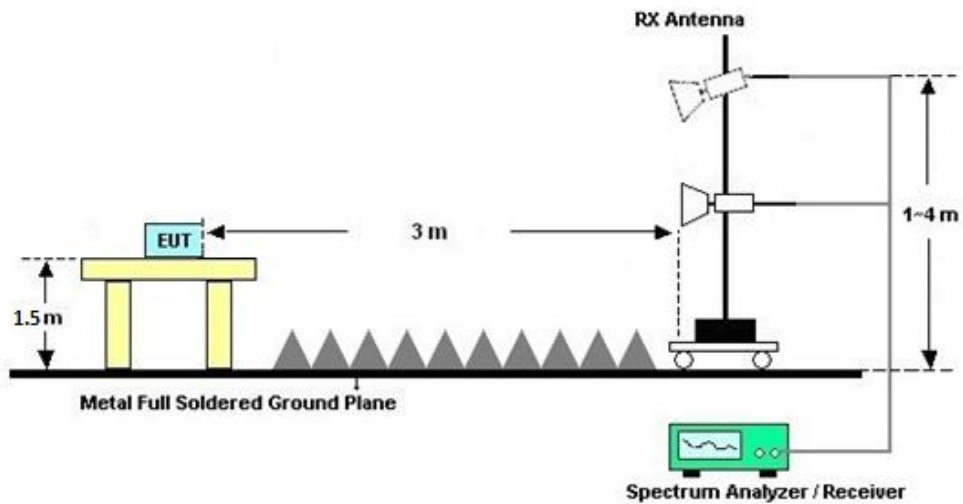
For radiated emissions below 30MHz



For radiated emissions from 30MHz to 1GHz



For radiated emissions above 1GHz





3.5.5 Test Results of Radiated Spurious Emissions (9 kHz ~ 30 MHz)

The low frequency, which started from 9 kHz to 30MHz, was pre-scanned and the result which was 20dB lower than the limit line was not reported.

There is a comparison data of both open-field test site and semi-Anechoic chamber, and the result came out very similar.

3.5.6 Test Result of Radiated Spurious at Band Edges

Please refer to Appendix C

3.5.7 Duty Cycle

Please refer to Appendix D.

3.5.8 Test Result of Radiated Spurious Emission (30MHz ~ 10th Harmonic or 40GHz, whichever is lower)

Please refer to Appendix C



3.6 AC Conducted Emission Measurement

3.6.1 Limit of AC Conducted Emission

For equipment that is designed to be connected to the public utility (AC) power line, the radio frequency voltage that is conducted back onto the AC power line on any frequency or frequencies within the band 150 kHz to 30 MHz shall not exceed the limits in the following table.

Frequency of emission (MHz)	Conducted limit (dBµV)	
	Quasi-peak	Average
0.15-0.5	66 to 56*	56 to 46*
0.5-5	56	46
5-30	60	50

*Decreases with the logarithm of the frequency.

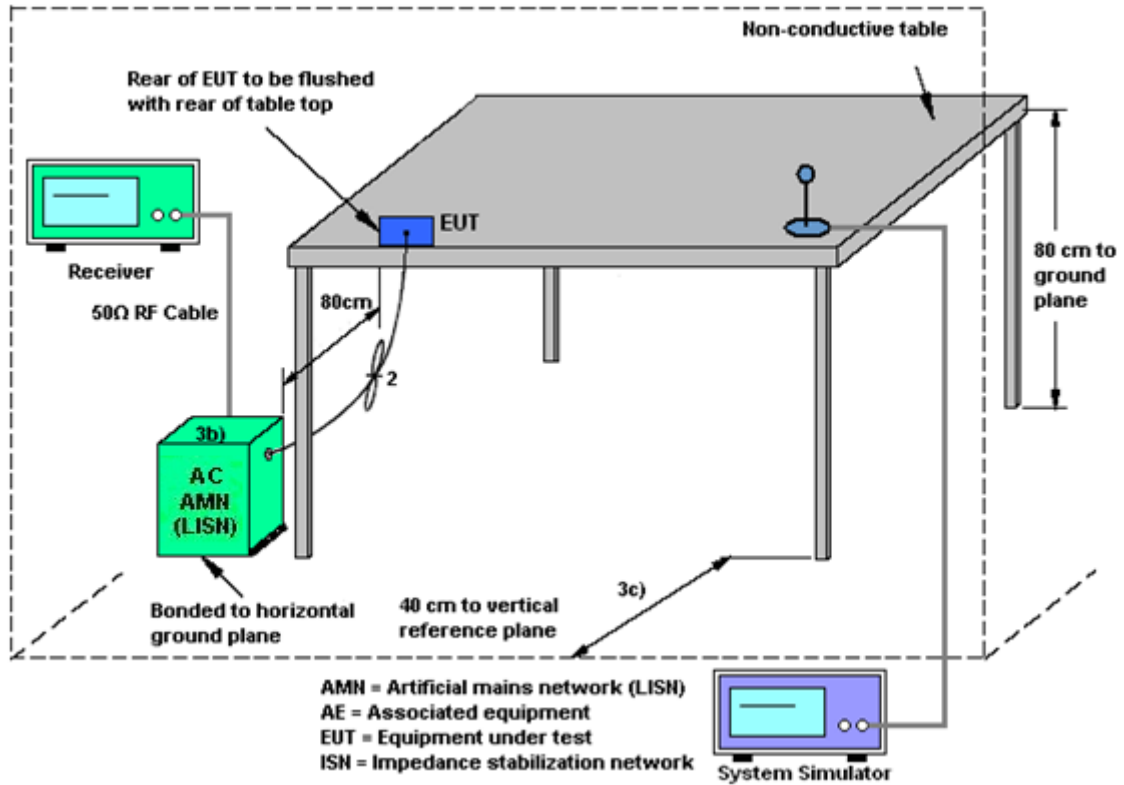
3.6.2 Measuring Instruments

The section 4.0 of List of Measuring Equipment of this test report is used for test.

3.6.3 Test Procedures

1. The EUT was placed 0.4 meter from the conducting wall of the shielding room was kept at least 80 centimeters from any other grounded conducting surface.
2. Connect EUT to the power mains through a line impedance stabilization network (LISN).
3. All the support units are connecting to the other LISN.
4. The LISN provides 50 ohm coupling impedance for the measuring instrument.
5. The FCC states that a 50 ohm, 50 microhenry LISN should be used.
6. Both sides of AC line were checked for maximum conducted interference.
7. The frequency range from 150 kHz to 30 MHz was searched.
8. Set the test-receiver system to Peak Detect Function and specified bandwidth (IF Bandwidth = 9kHz) with Maximum Hold Mode. Then measurement is also conducted by Average Detector and Quasi-Peak Detector Function respectively.

3.6.4 Test Setup



3.6.5 Test Result of AC Conducted Emission

Please refer to Appendix B.



3.7 Antenna Requirements

3.7.1 Standard Applicable

If directional gain of transmitting antennas is greater than 6dBi, the power shall be reduced by the same level in dB comparing to gain minus 6dBi. The use of a permanently attached antenna or of an antenna that uses a unique coupling to the intentional radiator shall be considered sufficient to comply with the rule.

3.7.2 Antenna Anti-Replacement Construction

An embedded-in antenna design is used.

3.7.3 Antenna Gain

The antenna peak gain of EUT is less than 6 dBi. Therefore, it is not necessary to reduce maximum peak output power limit.



4 List of Measuring Equipment

Instrument	Manufacturer	Model No.	Serial No.	Characteristics	Calibration Date	Test Date	Due Date	Remark
Spectrum Analyzer	R&S	FSV40	101040	10Hz~40GHz	Oct. 11, 2023	May 29, 2024	Oct. 10, 2024	Conducted (TH01-KS)
Pulse Power Sensor	Anritsu	MA2411B	0917070	300MHz~40GHz	Jan. 02, 2024	May 29, 2024	Jan. 01, 2025	Conducted (TH01-KS)
Power Meter	Anritsu	ML2495A	1005002	50MHz Bandwidth	Jan. 02, 2024	May 29, 2024	Jan. 01, 2025	Conducted (TH01-KS)
EMI Test Receiver	Keysight	N9038A	MY56400004	3Hz~8.5GHz;Max 30dBm	Oct. 10, 2023	Jun. 20, 2024	Oct. 09, 2024	Radiation (03CH06-KS)
EXA Spectrum Analyzer	Keysight	N9010B	MY60242126	10Hz-44GHz	Oct. 10, 2023	Jun. 20, 2024	Oct. 09, 2024	Radiation (03CH06-KS)
Loop Antenna	R&S	HFH2-Z2	100321	9kHz~30MHz	Oct. 10, 2023	Jun. 20, 2024	Oct. 09, 2024	Radiation (03CH06-KS)
Bilog Antenna	TeseQ	CBL6111D	59913	30MHz-1GHz	Aug. 19, 2023	Jun. 20, 2024	Aug. 18, 2024	Radiation (03CH06-KS)
Double Ridge Horn Antenna	ETS-Lindgren	3117	00240132	1GHz~18GHz	Jul. 12, 2023	Jun. 20, 2024	Jul. 11, 2024	Radiation (03CH06-KS)
SHF-EHF Horn	Com-power	AH-840	101093	18GHz~40GHz	Jan. 05, 2024	Jun. 20, 2024	Jan. 04, 2025	Radiation (03CH06-KS)
Amplifier	SONOMA	310N	380827	9KHz ~1GHZ	Jul. 06, 2023	Jun. 20, 2024	Jul. 05, 2024	Radiation (03CH06-KS)
Amplifier	MITEQ	EM18G40GGA	060728	18~40GHz	Jan. 04, 2024	Jun. 20, 2024	Jan. 03, 2025	Radiation (03CH06-KS)
high gain Amplifier	MITEQ	AMF-7D-00101800-30-10P	2082395	1Ghz-18Ghz	Jan. 04, 2024	Jun. 20, 2024	Jan. 03, 2025	Radiation (03CH06-KS)
Amplifier	Keysight	83017A	MY53270319	500MHz~26.5GHz	Oct. 10, 2023	Jun. 20, 2024	Oct. 09, 2024	Radiation (03CH06-KS)
AC Power Source	Chroma	61601	F104090004	N/A	NCR	Jun. 20, 2024	NCR	Radiation (03CH06-KS)
Turn Table	ChamPro	EM 1000-T	060762-T	0~360 degree	NCR	Jun. 20, 2024	NCR	Radiation (03CH06-KS)
Antenna Mast	ChamPro	EM 1000-A	060762-A	1 m~4 m	NCR	Jun. 20, 2024	NCR	Radiation (03CH06-KS)
EMI Receiver	R&S	ESCI7	100768	9kHz~7GHz;	Apr 18, 2024	Jun. 16, 2024	Apr 17, 2025	Conduction (CO01-KS)
AC LISN (for auxiliary equipment)	MessTec	AN3016	060103	9kHz~30MHz	Oct. 11, 2023	Jun. 16, 2024	Oct. 10, 2024	Conduction (CO01-KS)
AC LISN	MessTec	AN3016	060105	9kHz~30MHz	Apr 18, 2024	Jun. 16, 2024	Apr 17, 2025	Conduction (CO01-KS)
AC Power Source	Chroma	61602	ABP000000811	AC 0V~300V, 45Hz~1000Hz	Oct. 11, 2023	Jun. 16, 2024	Oct. 10, 2024	Conduction (CO01-KS)

NCR: No Calibration Required



5 Measurement Uncertainty

The measurement uncertainties shown below were calculated in accordance with the requirements of ANSI 63.10-2013. All the measurement uncertainty value were shown with a coverage K=2 to indicate 95% level of confidence. The measurement data show herein meets or exceeds the CISPR measurement uncertainty values specified in CISPR 16-4-2 and can be compared directly to specified limit to determine compliance.

Uncertainty of Conducted Measurement

Conducted Spurious Emission & Bandedge	±2.22 dB
Occupied Channel Bandwidth	±0.1 %
Conducted Power	±0.50 dB
Conducted Power Spectral Density	±0.90 dB
Frequency	±0.04 ppm

Uncertainty of AC Conducted Emission Measurement (0.15 MHz ~ 30 MHz)

Measuring Uncertainty for a Level of Confidence of 95% (U = 2Uc(y))	2.84dB
---	--------

Uncertainty of Radiated Emission Measurement (9 KHz ~ 30 MHz)

Measuring Uncertainty for a Level of Confidence of 95% (U = 2Uc(y))	3.30dB
---	--------

Uncertainty of Radiated Emission Measurement (30 MHz ~ 1000 MHz)

Measuring Uncertainty for a Level of Confidence of 95% (U = 2Uc(y))	6.06dB
---	--------

Uncertainty of Radiated Emission Measurement (1 GHz ~ 18 GHz)

Measuring Uncertainty for a Level of Confidence of 95% (U = 2Uc(y))	5.18dB
---	--------

Uncertainty of Radiated Emission Measurement (18 GHz ~ 40 GHz)

Measuring Uncertainty for a Level of Confidence of 95% (U = 2Uc(y))	5.38dB
---	--------



Appendix A. Conducted Test Results



Ambient Condition: <u>25</u> °C, <u>45</u> %RH	
Test Date: <u>2024.5.29</u>	Test Engineer: <u>Jiang Jun</u>

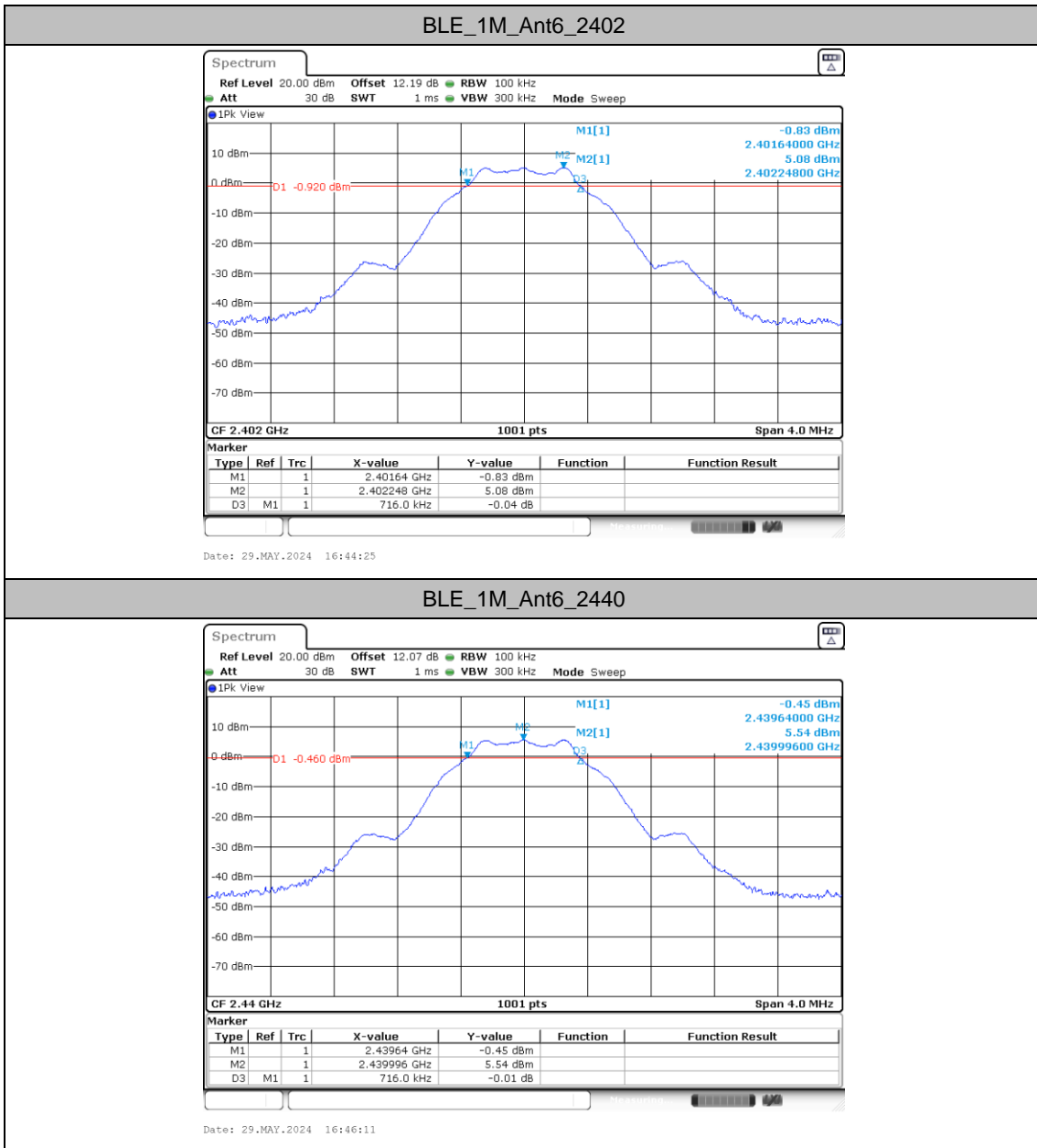
DTS Bandwidth

Test Result

TestMode	Antenna	Freq(MHz)	6dB BW [MHz]	FL[MHz]	FH[MHz]	Limit[MHz]	Verdict
BLE_1M	Ant6	2402	0.72	2401.64	2402.36	0.5	PASS
		2440	0.72	2439.64	2440.36	0.5	PASS
		2480	0.71	2479.64	2480.35	0.5	PASS
BLE_2M	Ant6	2404	1.24	2403.36	2404.60	0.5	PASS
		2440	1.24	2439.35	2440.60	0.5	PASS
		2478	1.24	2477.35	2478.60	0.5	PASS

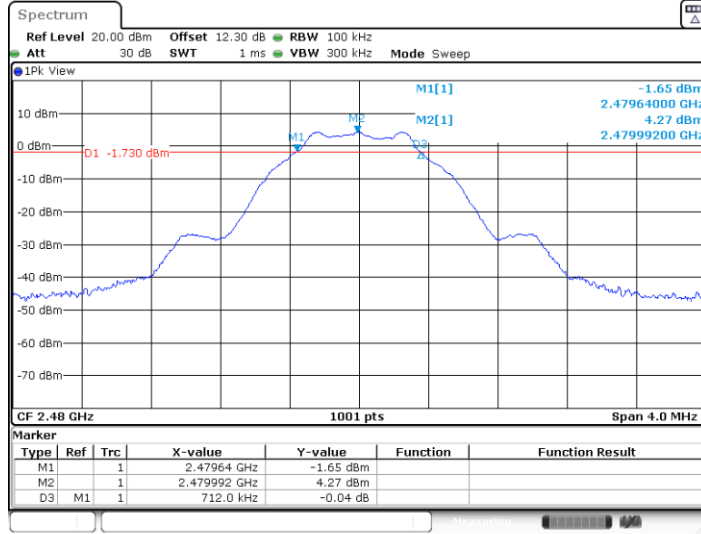


Test Graphs



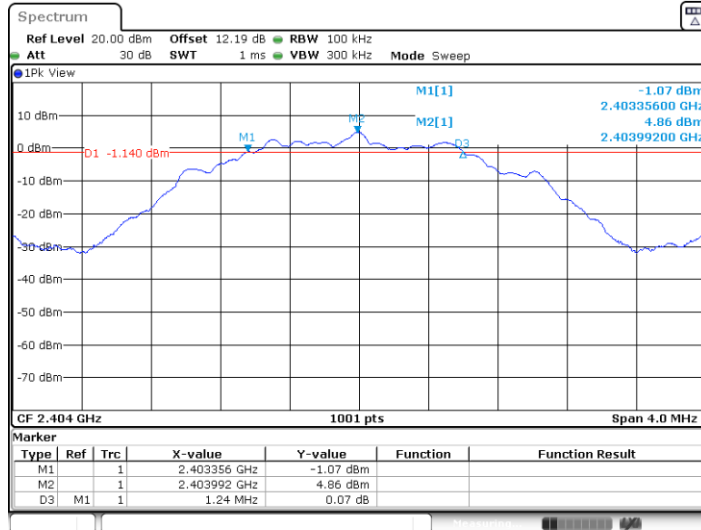


BLE_1M_Ant6_2480



Date: 29.MAY.2024 16:47:41

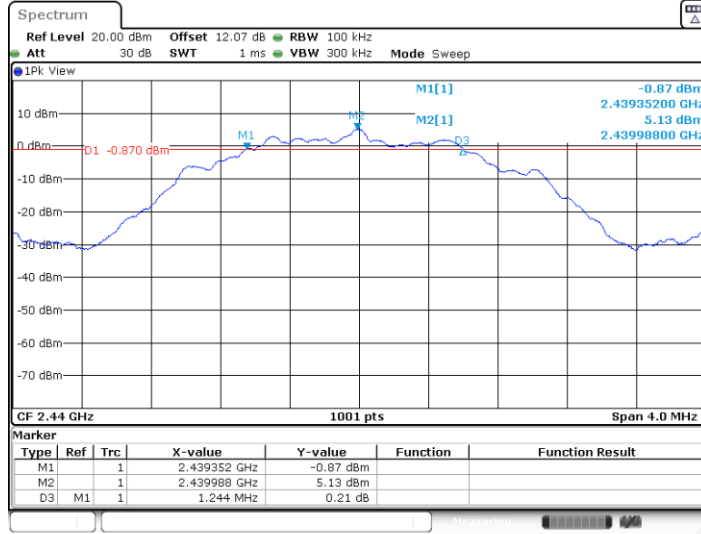
BLE_2M_Ant6_2404



Date: 29.MAY.2024 16:49:35

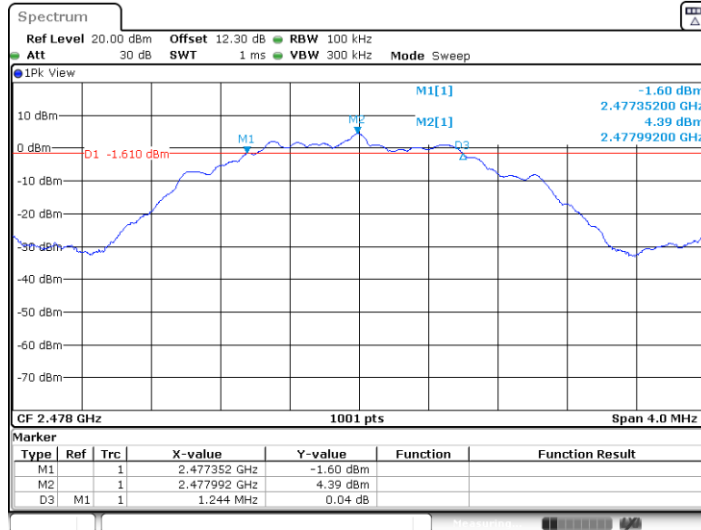


BLE_2M_Ant6_2440



Date: 29.MAY.2024 16:51:26

BLE_2M_Ant6_2478



Date: 29.MAY.2024 16:52:55



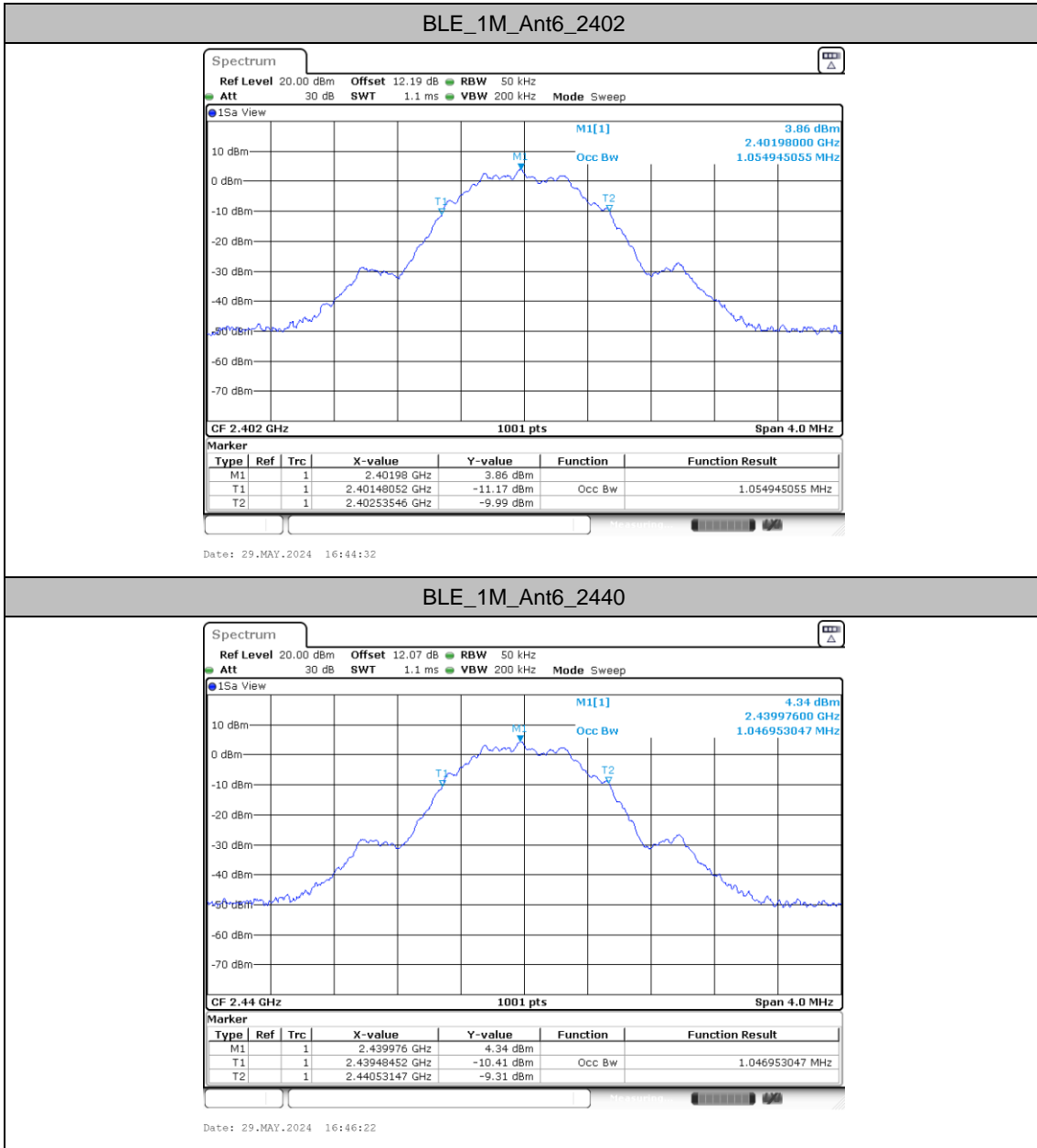
Occupied Channel Bandwidth

Test Result

TestMode	Antenna	Freq(MHz)	OCB [MHz]	FL[MHz]	FH[MHz]	Limit[MHz]	Verdict
BLE_1M	Ant6	2402	1.055	2401.4805	2402.5355	---	---
		2440	1.047	2439.4845	2440.5315	---	---
		2480	1.039	2479.4885	2480.5275	---	---
BLE_2M	Ant6	2404	2.082	2402.9770	2405.0589	---	---
		2440	2.074	2438.9810	2441.0549	---	---
		2478	2.066	2476.9810	2479.0470	---	---

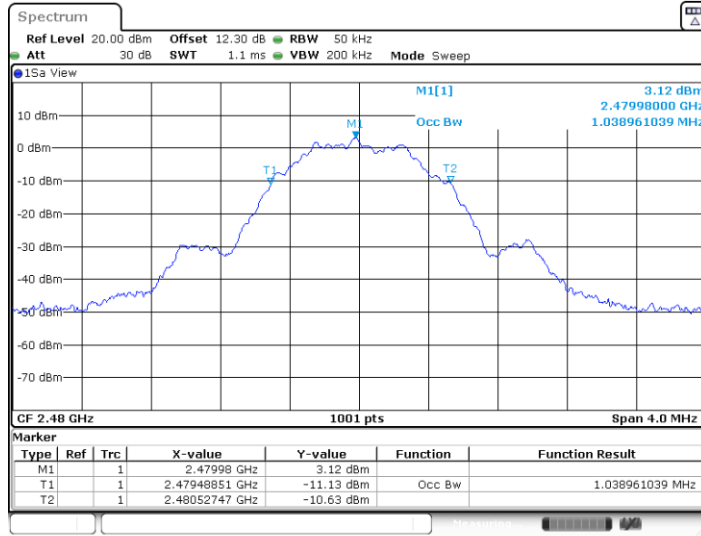


Test Graphs



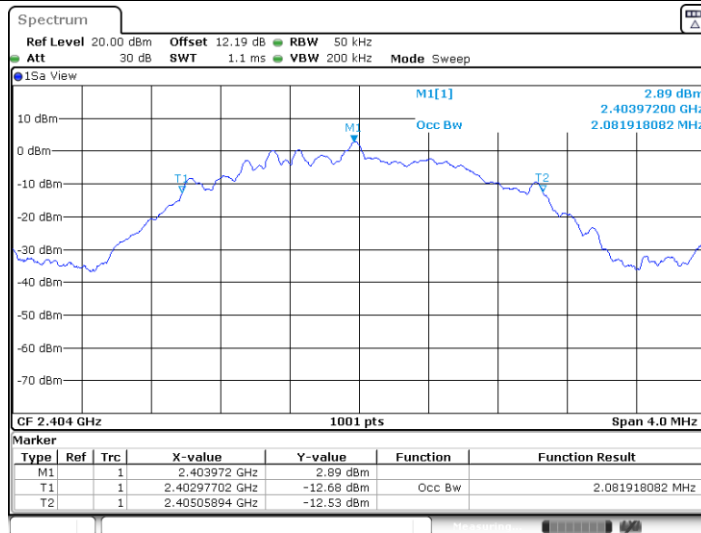


BLE_1M_Ant6_2480



Date: 29.MAY.2024 16:47:51

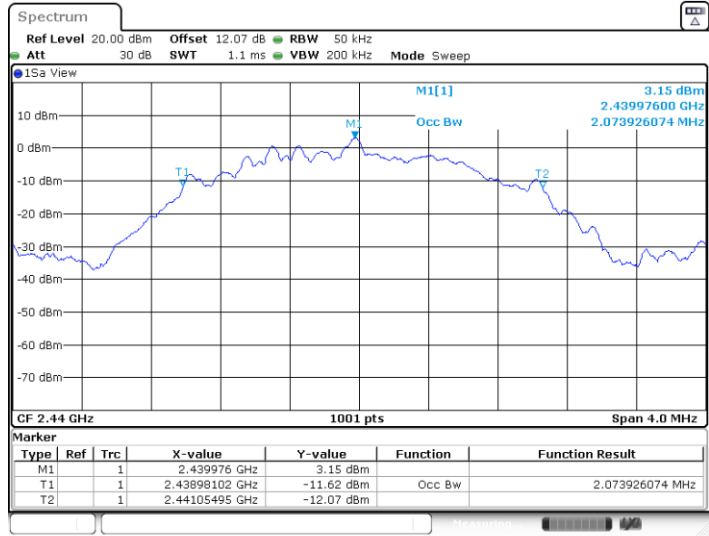
BLE_2M_Ant6_2404



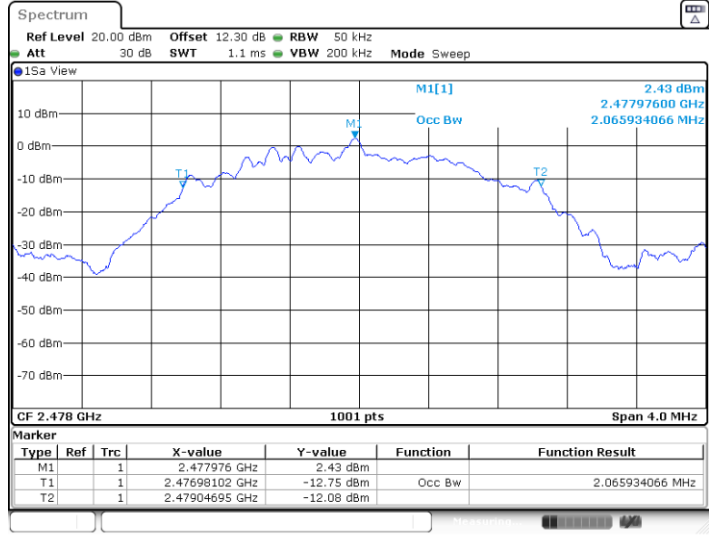
Date: 29.MAY.2024 16:49:45



BLE_2M_Ant6_2440



BLE_2M_Ant6_2478





Maximum conducted output power

Test Result

TestMode	Antenna	CH.	Peak Conducted Power(dBm)	Conducted Power Limit	DG (dBi)	EIRP Power (dBm)	EIRP Power Limit	Pass/Fail
BLE1M	Ant6	0	6.52	30.00	-5.5	1.02	36.00	Pass
		19	6.91	30.00	-5.5	1.41	36.00	Pass
		39	5.54	30.00	-5.5	0.04	36.00	Pass
BLE2M	Ant6	01	6.59	30.00	-5.5	1.09	36.00	Pass
		19	6.96	30.00	-5.5	1.46	36.00	Pass
		38	5.86	30.00	-5.5	0.36	36.00	Pass

TestMode	Antenna	CH.	DutyFactor (dB)	Average Conducted Power(dBm)
BLE1M	Ant6	0	2.13	6.31
		19	2.13	6.66
		39	2.13	5.45
BLE2M	Ant6	01	4.93	6.46
		19	4.93	6.88
		38	4.93	5.64



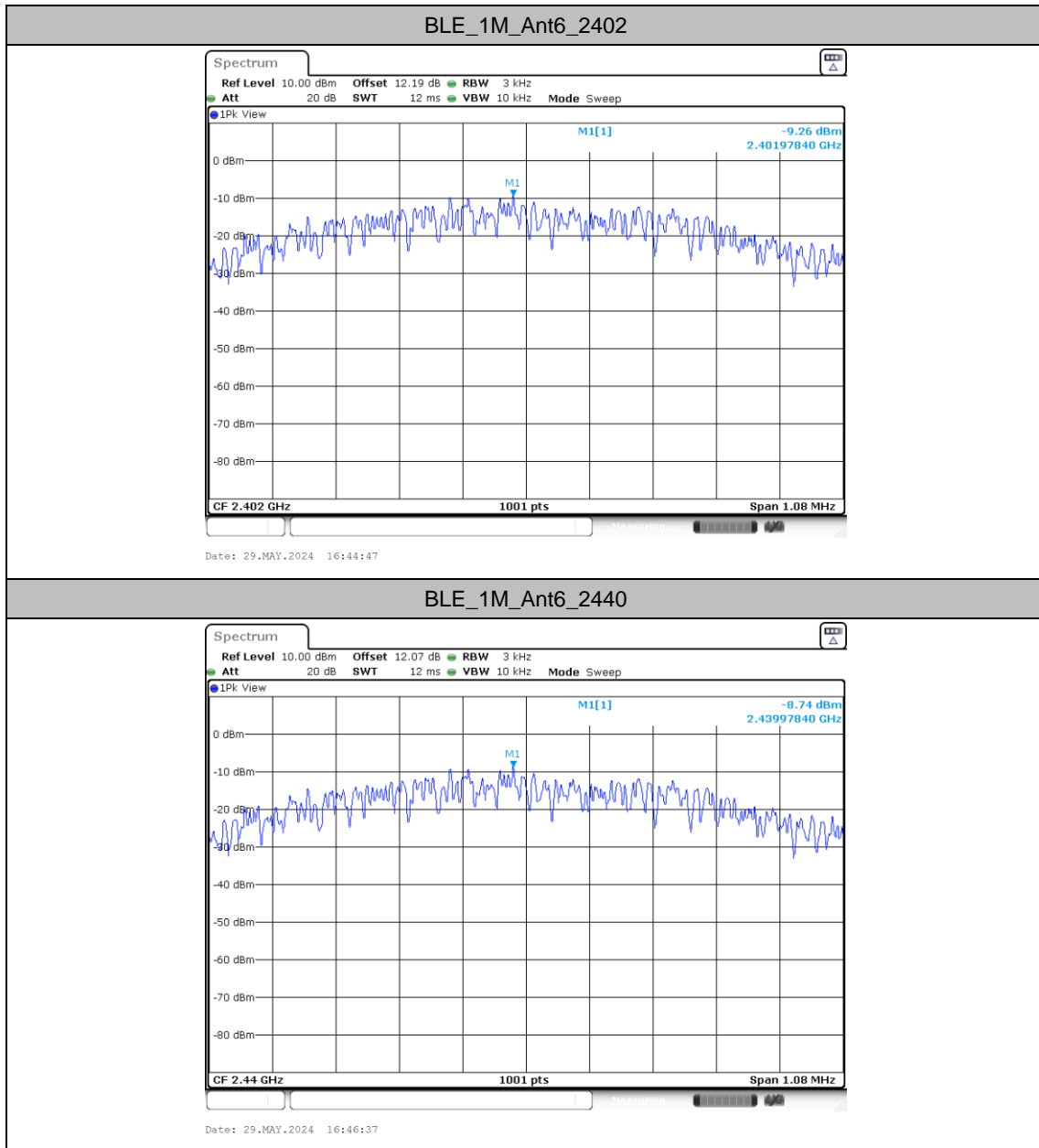
Maximum power spectral density

Test Result

TestMode	Antenna	Freq(MHz)	Result[dBm/3kHz]	Limit[dBm/3kHz]	Verdict
BLE_1M	Ant6	2402	-9.26	≤8.00	PASS
		2440	-8.74	≤8.00	PASS
		2480	-10.03	≤8.00	PASS
BLE_2M	Ant6	2404	-11.38	≤8.00	PASS
		2440	-11.07	≤8.00	PASS
		2478	-11.85	≤8.00	PASS

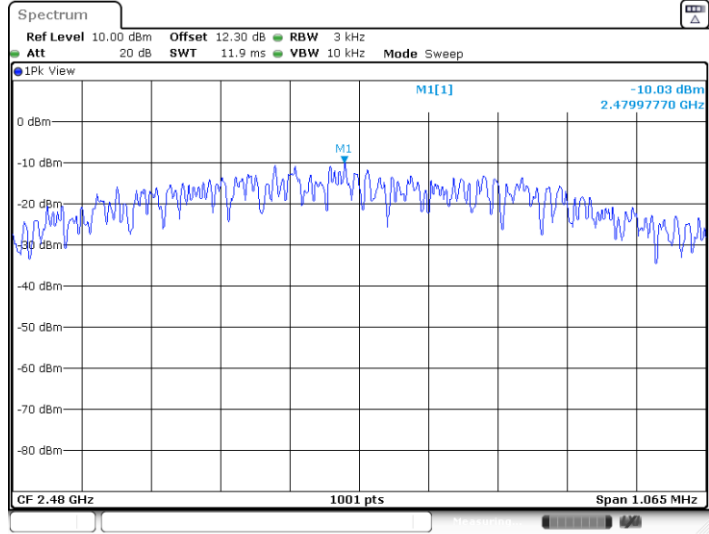


Test Graphs

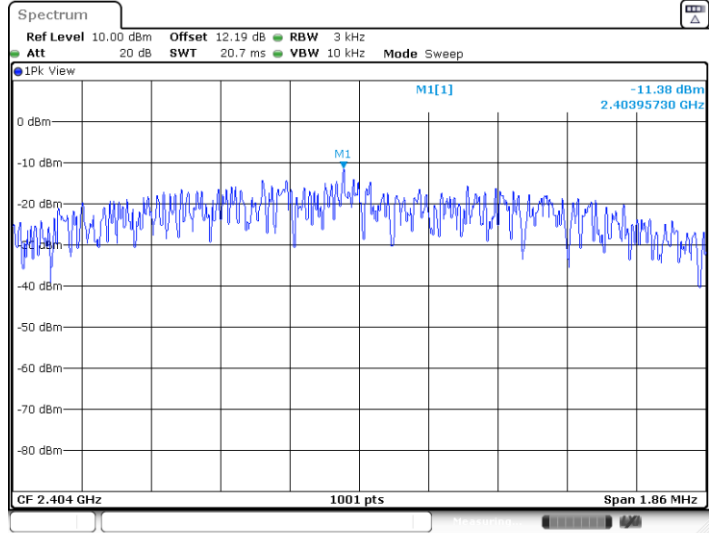




BLE_1M_Ant6_2480

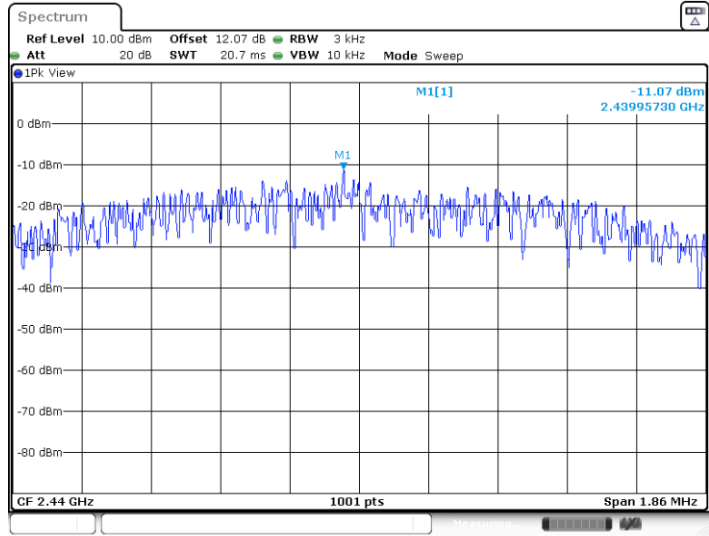


BLE_2M_Ant6_2404

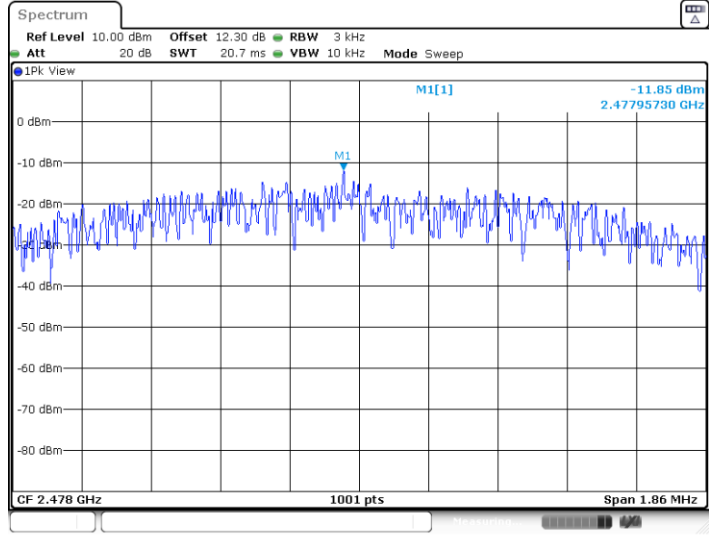




BLE_2M_Ant6_2440



BLE_2M_Ant6_2478





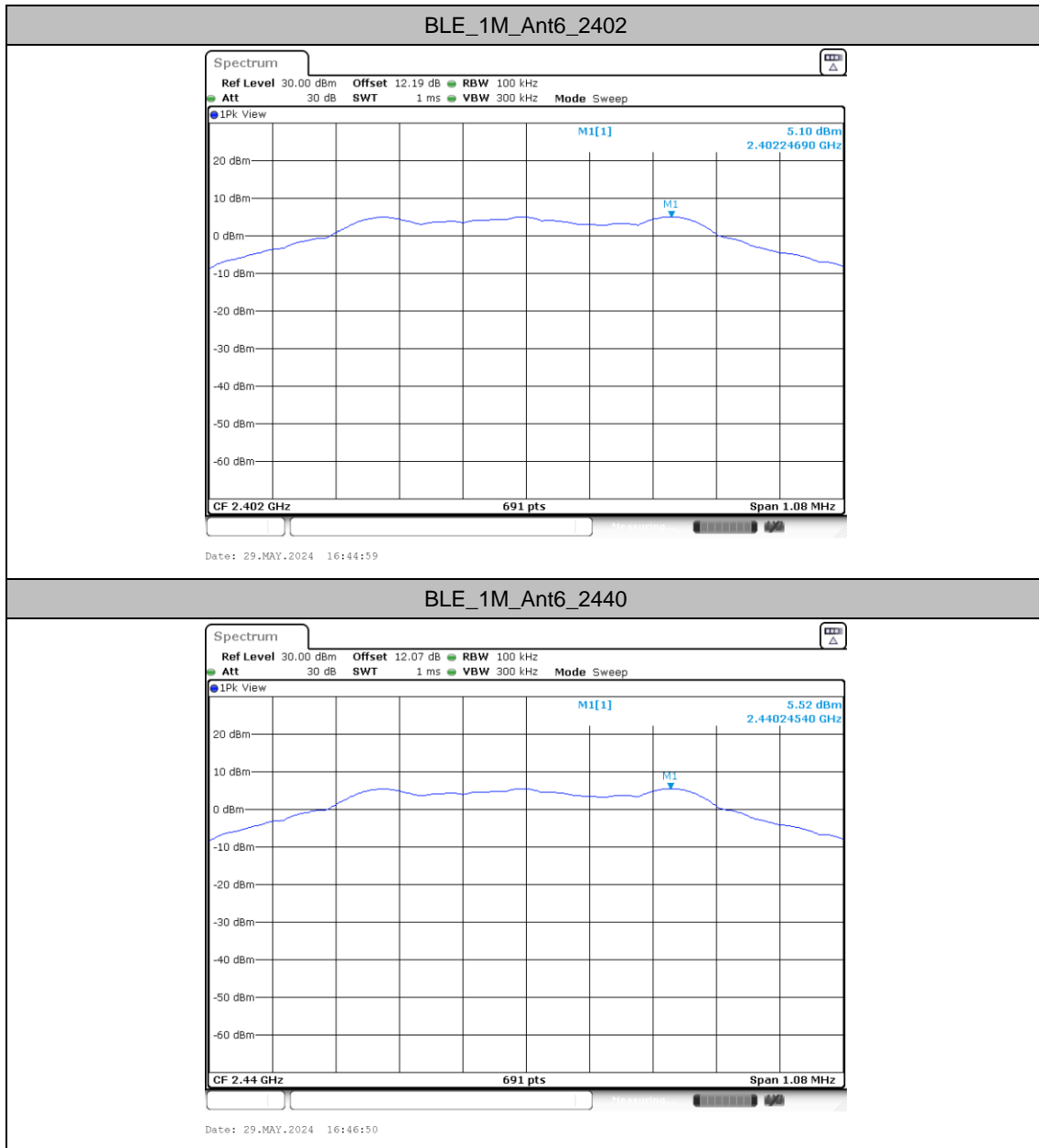
Reference level measurement

Test Result

TestMode	Antenna	Freq(MHz)	Max.Point[MHz]	Result[dBm/100KHz]
BLE_1M	Ant6	2402	2402.25	5.10
		2440	2440.25	5.52
		2480	2479.99	4.27
BLE_2M	Ant6	2404	2403.99	4.86
		2440	2439.99	5.11
		2478	2477.99	4.36

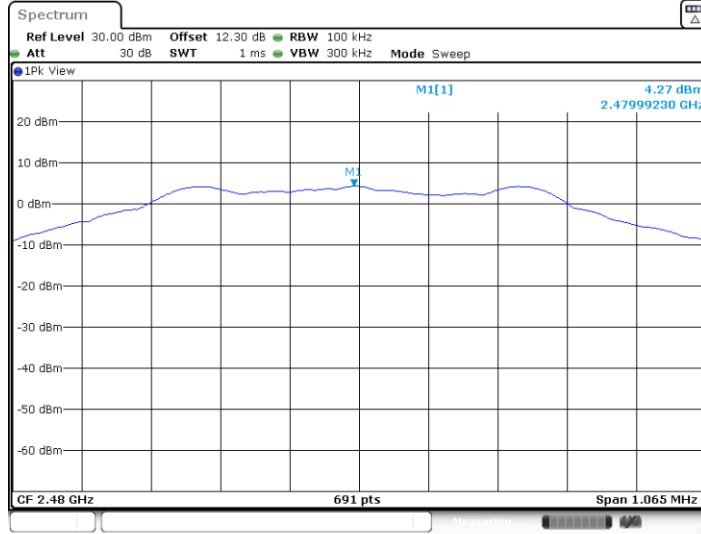


Test Graphs



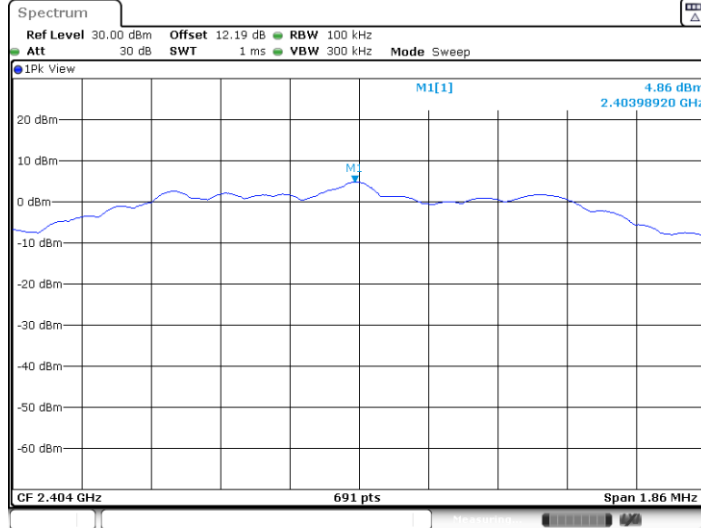


BLE_1M_Ant6_2480



Date: 29.MAY.2024 16:48:20

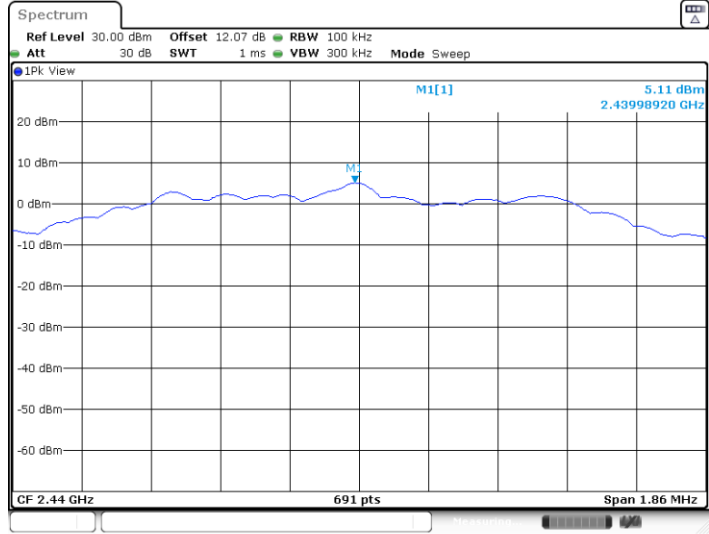
BLE_2M_Ant6_2404



Date: 29.MAY.2024 16:50:13

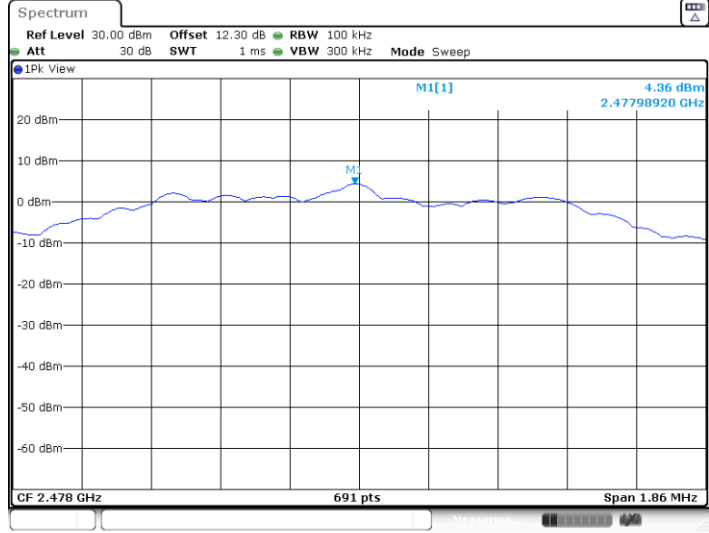


BLE_2M_Ant6_2440



Date: 29.MAY.2024 16:52:05

BLE_2M_Ant6_2478



Date: 29.MAY.2024 16:53:34



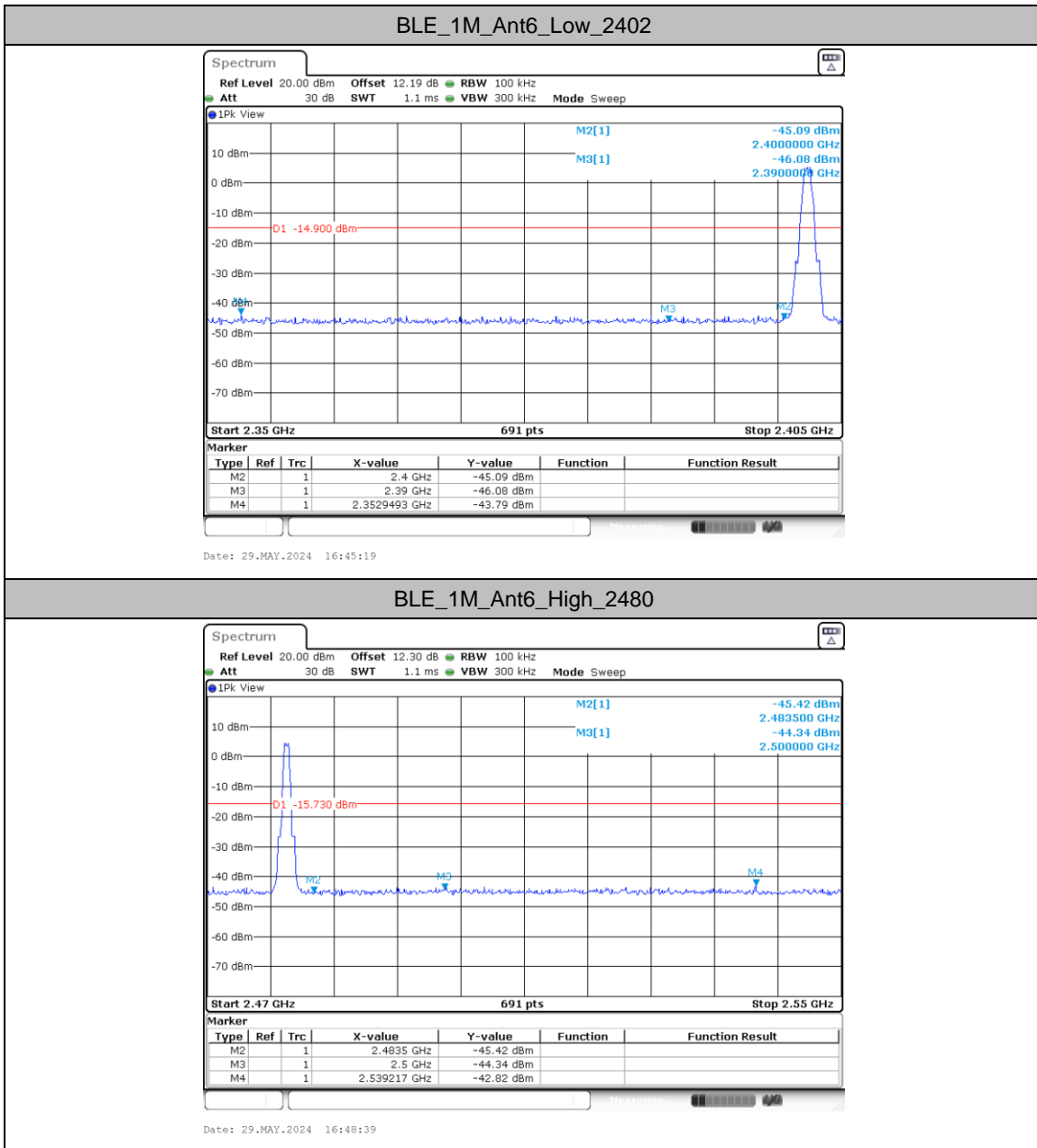
Band edge measurements

Test Result

TestMode	Antenna	ChName	Freq(MHz)	RefLevel[dBm /100KHz]	Result[dBm /100KHz]	Limit[dBm /100KHz]	Verdict
BLE_1M	Ant6	Low	2402	5.10	-43.79	≤-14.9	PASS
		High	2480	4.27	-42.82	≤-15.73	PASS
BLE_2M	Ant6	Low	2404	4.86	-44.03	≤-15.14	PASS
		High	2478	4.36	-43.33	≤-15.64	PASS

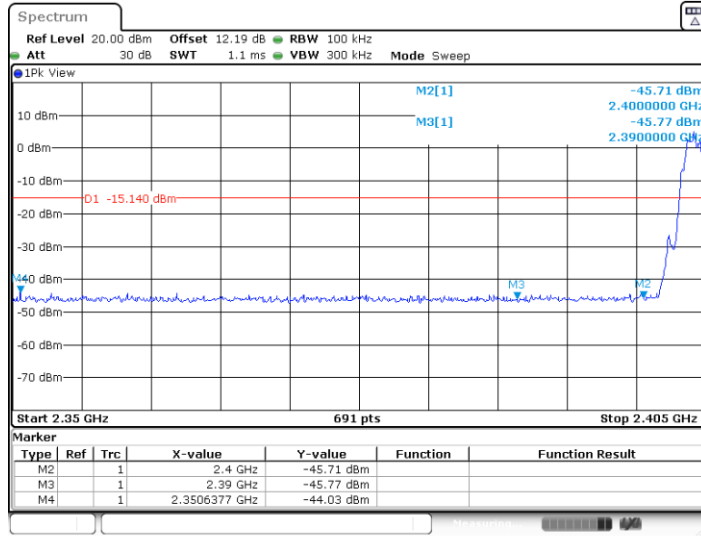


Test Graphs



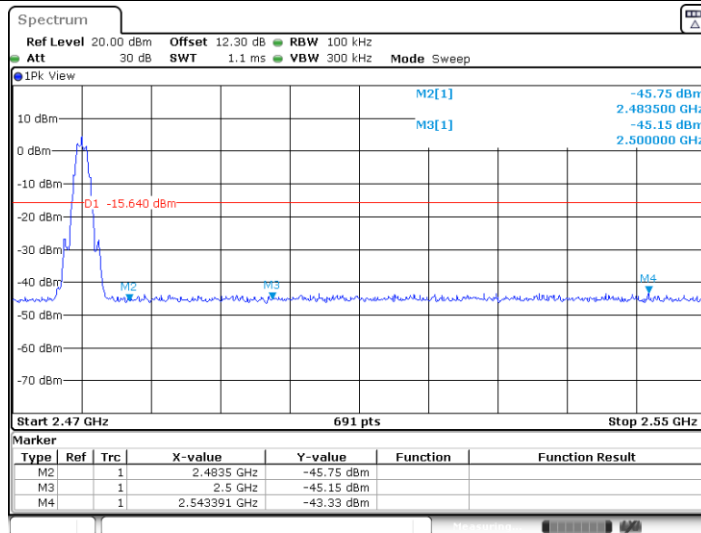


BLE_2M_Ant6_Low_2404



Date: 29.MAY.2024 16:50:33

BLE_2M_Ant6_High_2478



Date: 29.MAY.2024 16:53:53



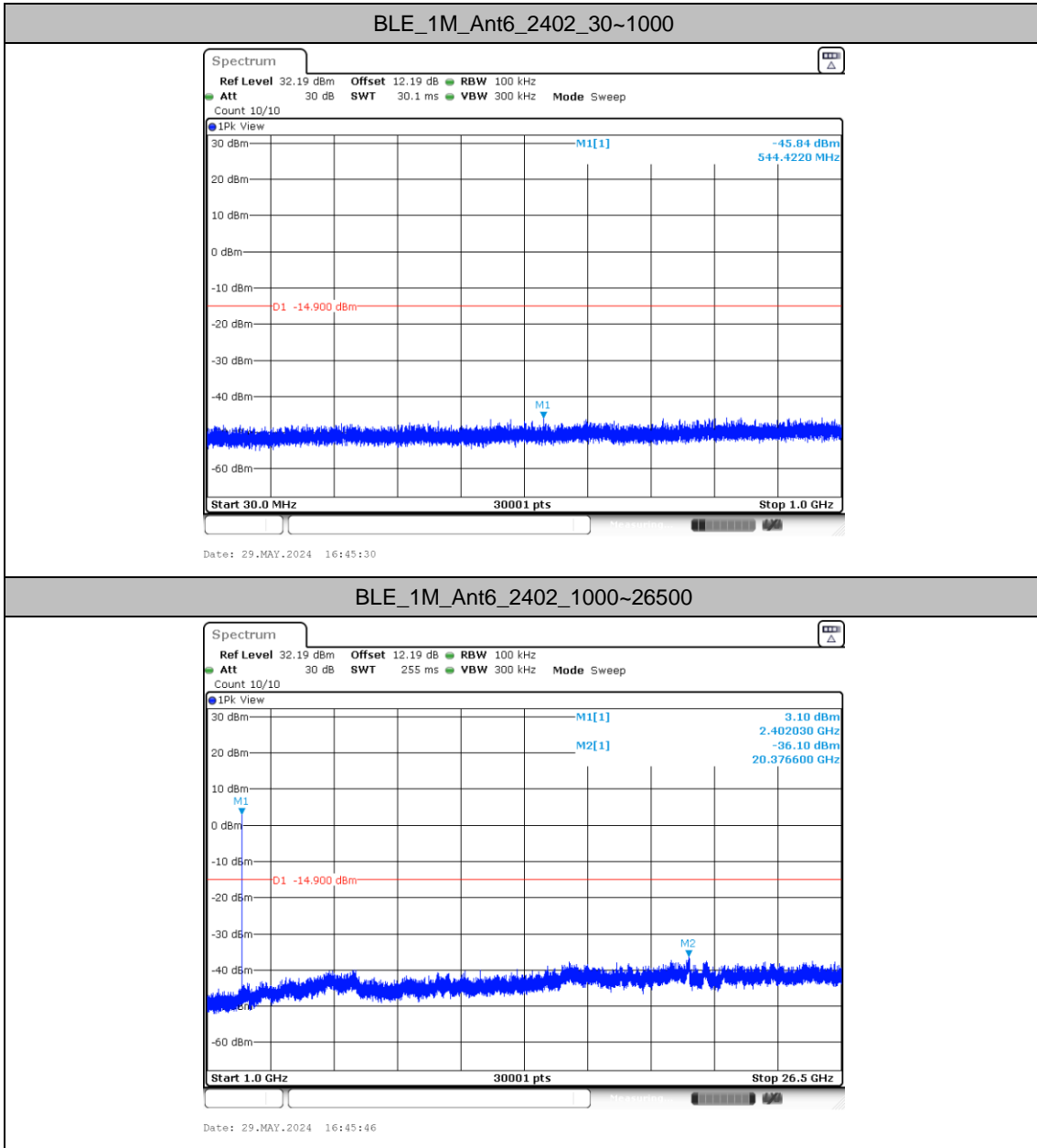
Conducted Spurious Emission

Test Result

TestMode	Antenna	Freq(MHz)	FreqRange [MHz]	RefLevel [dBm/100KHz]	Result [dBm/100KHz]	Limit [dBm/100KHz]	Verdict
BLE_1M	Ant6	2402	30~1000	5.10	-45.84	≤-14.9	PASS
			1000~26500	5.10	-36.1	≤-14.9	PASS
		2440	30~1000	5.52	-45.57	≤-14.48	PASS
			1000~26500	5.52	-35.9	≤-14.48	PASS
		2480	30~1000	4.27	-45.07	≤-15.73	PASS
			1000~26500	4.27	-36.2	≤-15.73	PASS
BLE_2M	Ant6	2404	30~1000	4.86	-44.49	≤-15.14	PASS
			1000~26500	4.86	-35.96	≤-15.14	PASS
		2440	30~1000	5.11	-44.3	≤-14.89	PASS
			1000~26500	5.11	-35.21	≤-14.89	PASS
		2478	30~1000	4.36	-44.91	≤-15.64	PASS
			1000~26500	4.36	-35.45	≤-15.64	PASS

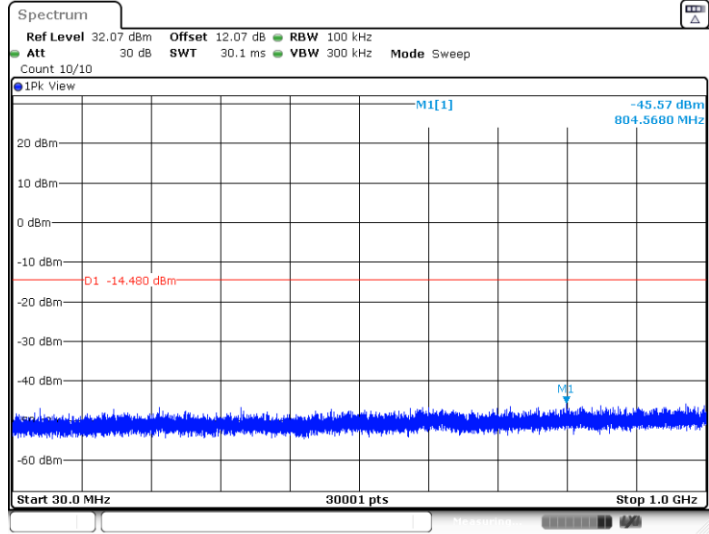


Test Graphs

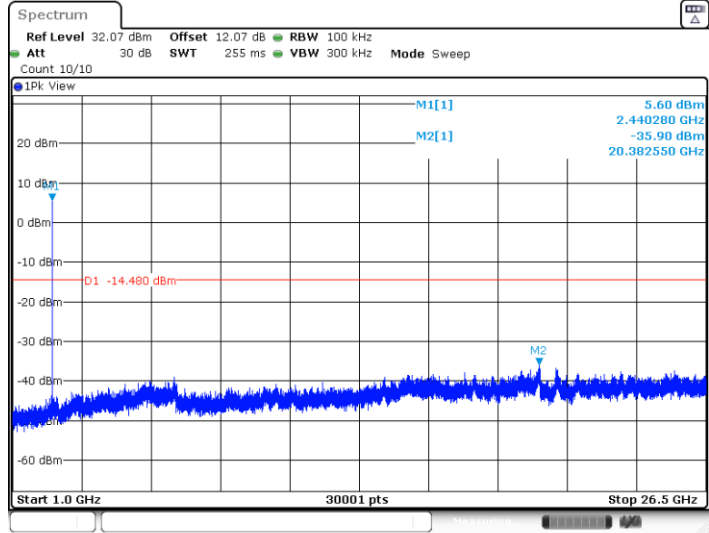




BLE_1M_Ant6_2440_30~1000

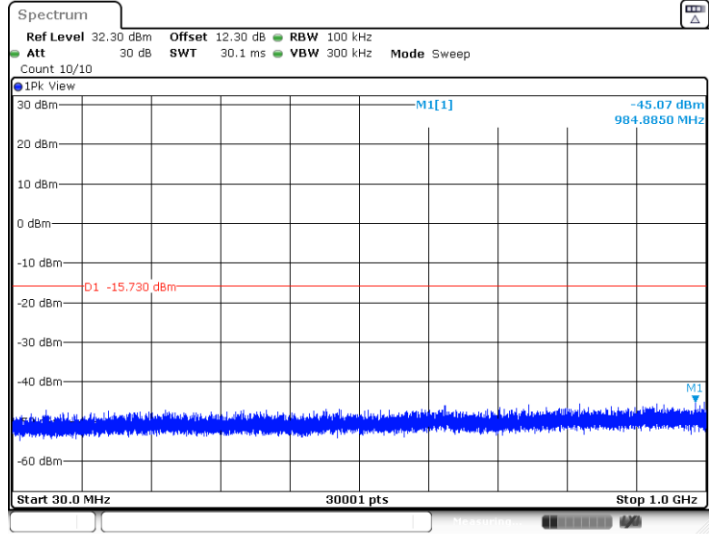


BLE_1M_Ant6_2440_1000~26500



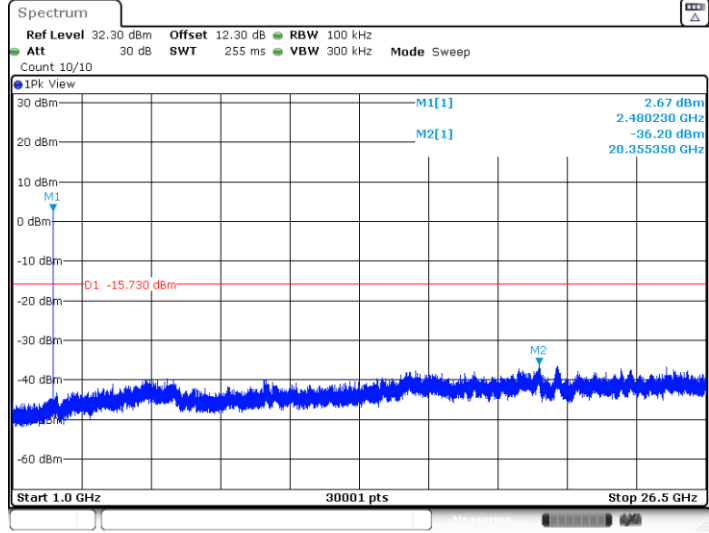


BLE_1M_Ant6_2480_30~1000



Date: 29.MAY.2024 16:48:50

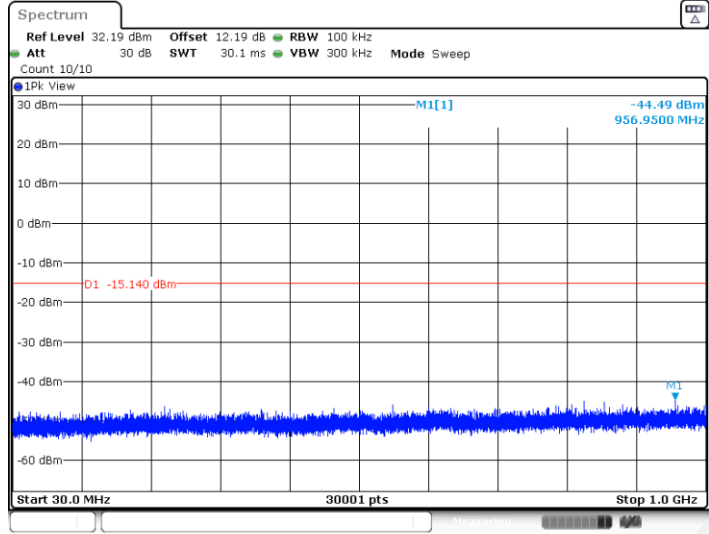
BLE_1M_Ant6_2480_1000~26500



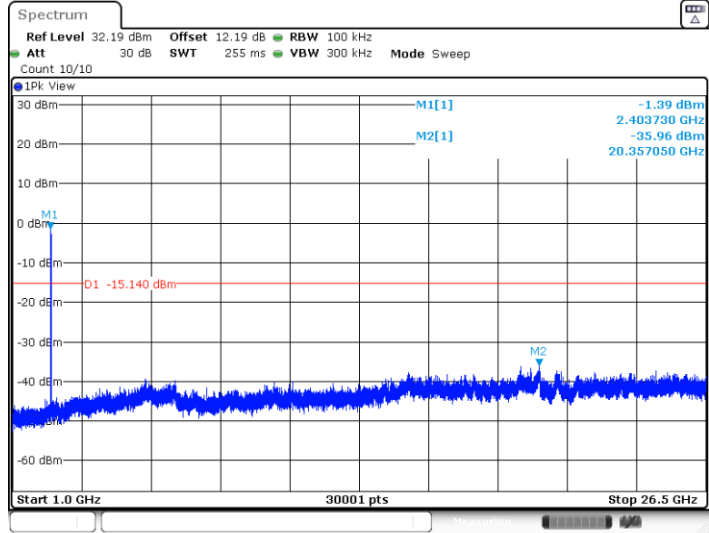
Date: 29.MAY.2024 16:49:06



BLE_2M_Ant6_2404_30~1000

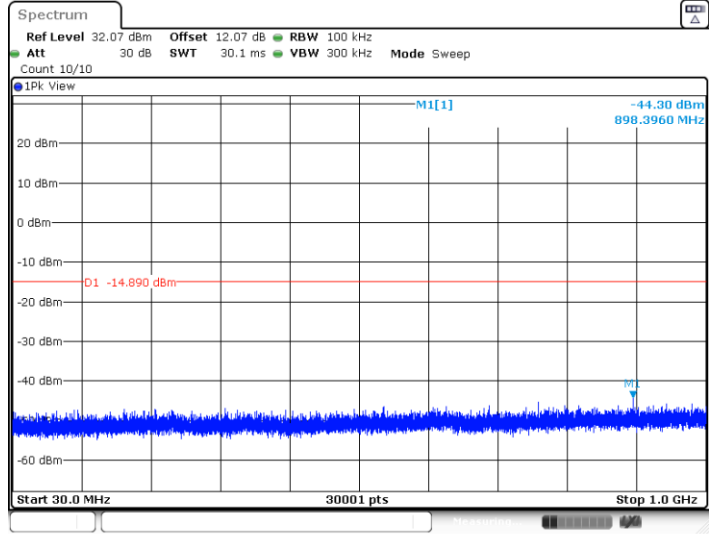


BLE_2M_Ant6_2404_1000~26500

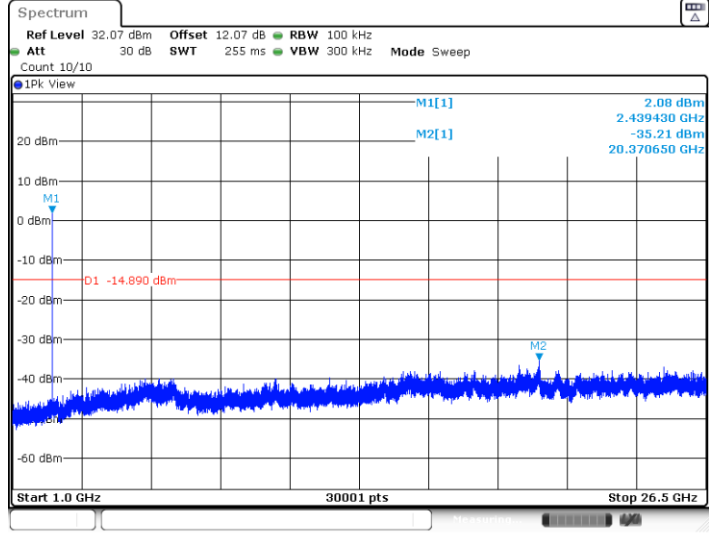




BLE_2M_Ant6_2440_30~1000

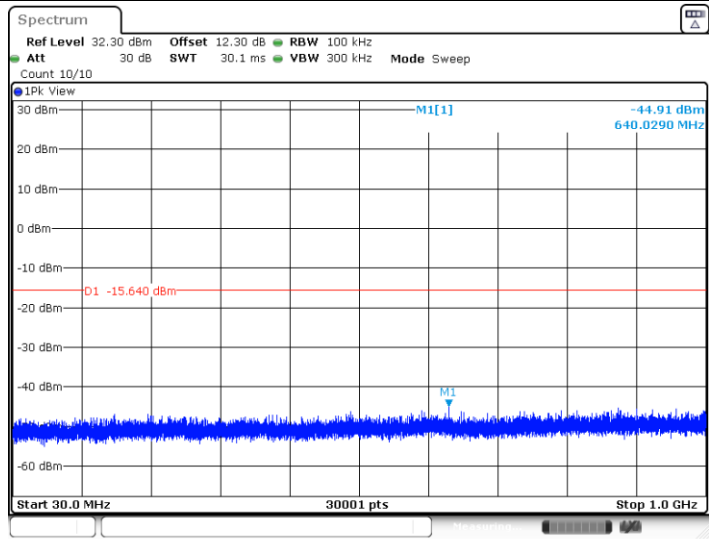


BLE_2M_Ant6_2440_1000~26500



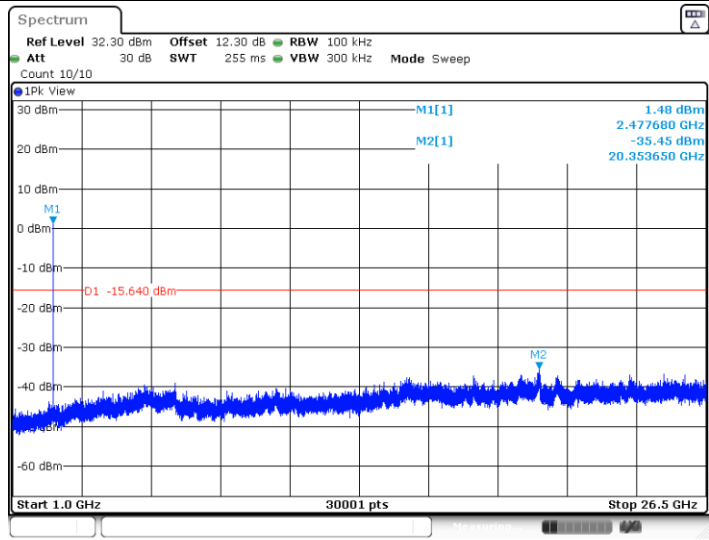


BLE_2M_Ant6_2478_30~1000



Date: 29.MAY.2024 16:54:05

BLE_2M_Ant6_2478_1000~26500

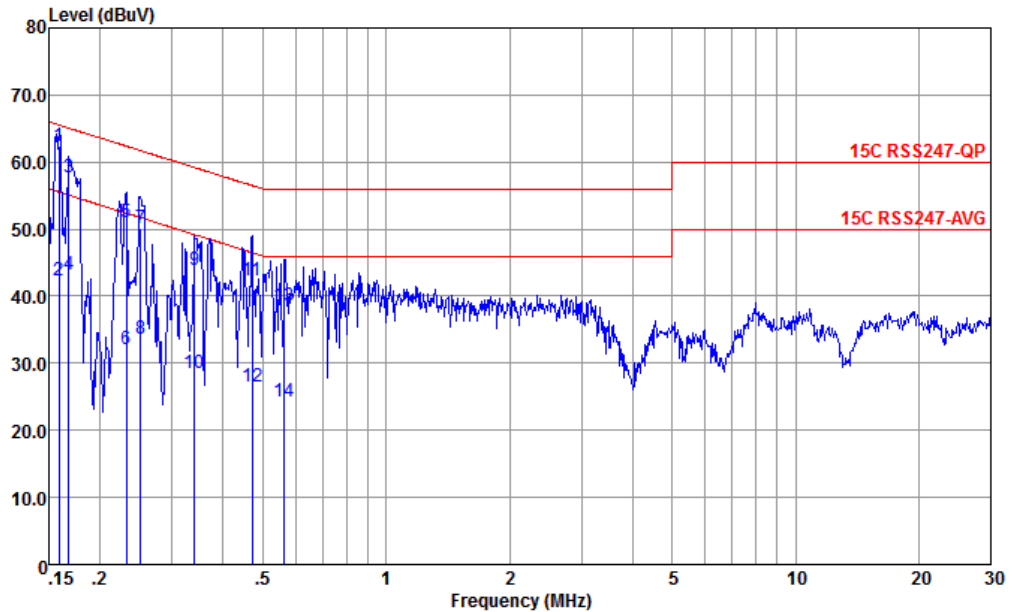


Date: 29.MAY.2024 16:54:20



Appendix B. AC Conducted Emission Test Results

Test Engineer :	Amos Zhang	Temperature :	25.3~26.2°C
		Relative Humidity :	38~40%
Test Voltage :	120Vac / 60Hz	Phase :	Line
Remark :	All emissions not reported here are more than 10 dB below the prescribed limit.		

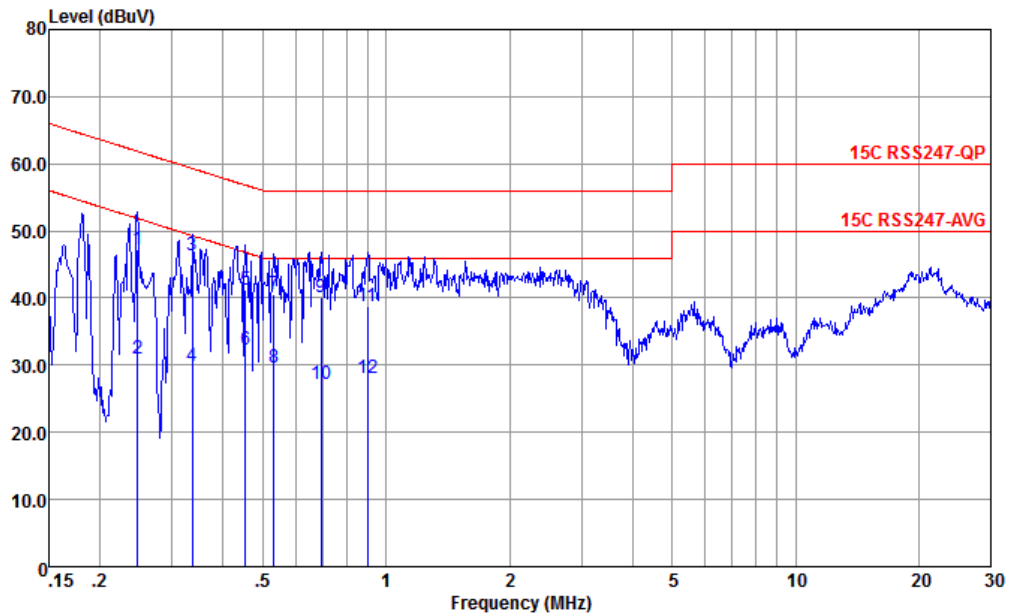


Site : CO01-KS
Condition : 15C RSS247-QP LISN-060105-L 2024 LINE

	Freq	Level	Over	Limit	Read	LISN	Cable	Remark
	MHz	dBuV	Limit	Line	Level	Factor	Loss	
			dB	dBuV	dBuV	dB	dB	
1 *	0.159	62.33	-3.19	65.52	51.80	0.11	10.42	QP
2	0.159	42.43	-13.09	55.52	31.90	0.11	10.42	Average
3	0.168	57.72	-7.36	65.08	47.20	0.10	10.42	QP
4	0.168	43.12	-11.96	55.08	32.60	0.10	10.42	Average
5	0.232	51.07	-11.32	62.39	40.61	0.08	10.38	QP
6	0.232	32.07	-20.32	52.39	21.61	0.08	10.38	Average
7	0.251	50.05	-11.68	61.73	39.59	0.09	10.37	QP
8	0.251	33.75	-17.98	51.73	23.29	0.09	10.37	Average
9	0.341	43.85	-15.33	59.18	33.50	0.04	10.31	QP
10	0.341	28.55	-20.63	49.18	18.20	0.04	10.31	Average
11	0.471	42.35	-14.14	56.49	32.20	-0.09	10.24	QP
12	0.471	26.45	-20.04	46.49	16.30	-0.09	10.24	Average
13	0.564	38.57	-17.43	56.00	28.50	-0.12	10.19	QP
14	0.564	24.27	-21.73	46.00	14.20	-0.12	10.19	Average



Test Engineer :	Amos Zhang	Temperature :	25.3~26.2°C
		Relative Humidity :	38~40%
Test Voltage :	120Vac / 60Hz	Phase :	Neutral
Remark :	All emissions not reported here are more than 10 dB below the prescribed limit.		



Site : CO01-KS
 Condition : 15C RSS247-QP LISN-060105-N 2024 NEUTRAL

	Freq	Level	Over	Limit	Read	LISN	Cable	Remark
	MHz	dBuV	dB	dBuV	dBuV	dB	dB	
1	0.247	47.27	-14.59	61.86	36.90	0.00	10.37	QP
2	0.247	30.87	-20.99	51.86	20.50	0.00	10.37	Average
3 *	0.336	46.39	-12.92	59.31	36.21	-0.13	10.31	QP
4	0.336	29.79	-19.52	49.31	19.61	-0.13	10.31	Average
5	0.454	41.30	-15.50	56.80	31.19	-0.14	10.25	QP
6	0.454	32.30	-14.50	46.80	22.19	-0.14	10.25	Average
7	0.532	40.65	-15.35	56.00	30.59	-0.15	10.21	QP
8	0.532	29.65	-16.35	46.00	19.59	-0.15	10.21	Average
9	0.694	40.18	-15.82	56.00	30.20	-0.16	10.14	QP
10	0.694	27.18	-18.82	46.00	17.20	-0.16	10.14	Average
11	0.899	38.82	-17.18	56.00	28.90	-0.18	10.10	QP
12	0.899	28.12	-17.88	46.00	18.20	-0.18	10.10	Average

Note:

- Level(dBμV) = Read Level(dBμV) + LISN Factor(dB) + Cable Loss(dB)
- Over Limit(dB) = Level(dBμV) – Limit Line(dBμV)



Appendix C. Radiated Spurious Emission

Test Engineer :	Levi Zhao	Relative Humidity :	41 ~ 42 %
		Temperature :	22 ~ 23 °C

Radiated Spurious Emission Test Modes

Mode	Band (MHz)	Antenna	Modulation	Channel	Frequency	Data Rate	RU	Remark
Mode 1	2400-2483.5	6	Bluetooth-LE_GSKF	0	2402	1Mbps	-	-
Mode 2	2400-2483.5	6	Bluetooth-LE_GSKF	19	2440	1Mbps	-	-
Mode 3	2400-2483.5	6	Bluetooth-LE_GSKF	39	2480	1Mbps	-	-
Mode 4	2400-2483.5	6	Bluetooth-LE_GSKF	1	2404	2Mbps	-	-
Mode 5	2400-2483.5	6	Bluetooth-LE_GSKF	19	2440	2Mbps	-	-
Mode 6	2400-2483.5	6	Bluetooth-LE_GSKF	38	2478	2Mbps	-	-
Mode 7	2400-2483.5	6	Bluetooth-LE_GSKF	38	2478	2Mbps	-	-
	2400-2483.5	8	802.11ax HE40	09	2452	MCS0	Full RU	-

Part 27F LTE Band 13 - BW 5M

Summary of each worse mode

Mode	Modulation	Ch.	Freq. (MHz)	Level (dBuV/m)	Limit (dBuV/m)	Margin (dB)	Pol.	Peak Avg.	Result	Remark
1	Bluetooth-LE_GSKF	0	2387.09	43.83	54.00	-10.17	H	AVERAGE	Pass	Band Edge
1	Bluetooth-LE_GSKF	0	6004.50	47.77	72.81	-25.04	V	Peak	Pass	Harmonic
2	Bluetooth-LE_GSKF	19	-	-	-	-	-	-	-	Band Edge
2	Bluetooth-LE_GSKF	19	6100.50	48.16	71.70	-23.54	V	Peak	Pass	Harmonic
3	Bluetooth-LE_GSKF	39	2487.46	44.34	54.00	-9.66	V	AVERAGE	Pass	Band Edge
3	Bluetooth-LE_GSKF	39	6201.00	48.84	66.84	-18.00	V	Peak	Pass	Harmonic
4	Bluetooth-LE_GSKF	1	2368.89	44.91	54.00	-9.09	V	AVERAGE	Pass	Band Edge
4	Bluetooth-LE_GSKF	1	6010.50	48.26	70.35	-22.09	V	Peak	Pass	Harmonic
5	Bluetooth-LE_GSKF	19	-	-	-	-	-	-	-	Band Edge
5	Bluetooth-LE_GSKF	19	6100.50	47.14	69.13	-21.99	V	Peak	Pass	Harmonic
6	Bluetooth-LE_GSKF	38	2486.74	45.09	54.00	-8.91	H	AVERAGE	Pass	Band Edge
6	Bluetooth-LE_GSKF	38	6195.00	48.75	65.80	-17.05	V	Peak	Pass	Harmonic
7	Bluetooth-LE_GSKF	38	2484.10	48.30	54.00	-5.70	H	AVERAGE	Pass	Band Edge
	Bluetooth-LE_GSKF	38	7434.00	43.70	74.00	-30.30	V	PEAK	Pass	Harmonic
	802.11ax HE40	09	2484.26	47.83	54.00	-6.17	H	AVERAGE	Pass	Band Edge
	802.11ax HE40	09	7356.00	43.48	74.00	-30.52	H	PEAK	Pass	Harmonic



Mode	1																																																																																							
	Band Edge																																																																																							
	2400-2483.5_Bluetooth-LE_GSKF_CH0_2402MHz																																																																																							
ANT	6																																																																																							
Pol.	Horizontal	Fundamental																																																																																						
Peak	<table border="1"> <thead> <tr> <th>Limit</th> <th>Over</th> <th>Read</th> <th>Ant</th> <th>Cable</th> <th>Preamp</th> <th>Aux</th> <th>APos</th> <th>TPos</th> </tr> <tr> <th>Freq</th> <th>Level</th> <th>Line</th> <th>Limit</th> <th>Level</th> <th>Factor</th> <th>Loss</th> <th>Factor</th> <th>Factor</th> <th>Remark</th> </tr> <tr> <th>MHz</th> <th>dBuV/m</th> <th>dBuV/m</th> <th>dB</th> <th>dBuV</th> <th>dB/m</th> <th>dB</th> <th>dB</th> <th>dB</th> <th>cm</th> <th>deg</th> </tr> </thead> <tbody> <tr> <td>1</td> <td>2385.92</td> <td>54.80</td> <td>74.00</td> <td>-19.20</td> <td>42.61</td> <td>31.77</td> <td>6.60</td> <td>32.18</td> <td>6.00</td> <td>100</td> <td>159</td> <td>PEAK</td> </tr> </tbody> </table>	Limit	Over	Read	Ant	Cable	Preamp	Aux	APos	TPos	Freq	Level	Line	Limit	Level	Factor	Loss	Factor	Factor	Remark	MHz	dBuV/m	dBuV/m	dB	dBuV	dB/m	dB	dB	dB	cm	deg	1	2385.92	54.80	74.00	-19.20	42.61	31.77	6.60	32.18	6.00	100	159	PEAK	<table border="1"> <thead> <tr> <th>Limit</th> <th>Over</th> <th>Read</th> <th>Ant</th> <th>Cable</th> <th>Preamp</th> <th>Aux</th> <th>APos</th> <th>TPos</th> </tr> <tr> <th>Freq</th> <th>Level</th> <th>Line</th> <th>Limit</th> <th>Level</th> <th>Factor</th> <th>Loss</th> <th>Factor</th> <th>Factor</th> <th>Remark</th> </tr> <tr> <th>MHz</th> <th>dBuV/m</th> <th>dBuV/m</th> <th>dB</th> <th>dBuV</th> <th>dB/m</th> <th>dB</th> <th>dB</th> <th>dB</th> <th>cm</th> <th>deg</th> </tr> </thead> <tbody> <tr> <td>1</td> <td>2402.00</td> <td>96.63</td> <td>-----</td> <td>-----</td> <td>84.39</td> <td>31.80</td> <td>6.62</td> <td>32.18</td> <td>6.00</td> <td>100</td> <td>159</td> <td>PEAK</td> </tr> </tbody> </table>	Limit	Over	Read	Ant	Cable	Preamp	Aux	APos	TPos	Freq	Level	Line	Limit	Level	Factor	Loss	Factor	Factor	Remark	MHz	dBuV/m	dBuV/m	dB	dBuV	dB/m	dB	dB	dB	cm	deg	1	2402.00	96.63	-----	-----	84.39	31.80	6.62	32.18	6.00	100	159	PEAK
Limit	Over	Read	Ant	Cable	Preamp	Aux	APos	TPos																																																																																
Freq	Level	Line	Limit	Level	Factor	Loss	Factor	Factor	Remark																																																																															
MHz	dBuV/m	dBuV/m	dB	dBuV	dB/m	dB	dB	dB	cm	deg																																																																														
1	2385.92	54.80	74.00	-19.20	42.61	31.77	6.60	32.18	6.00	100	159	PEAK																																																																												
Limit	Over	Read	Ant	Cable	Preamp	Aux	APos	TPos																																																																																
Freq	Level	Line	Limit	Level	Factor	Loss	Factor	Factor	Remark																																																																															
MHz	dBuV/m	dBuV/m	dB	dBuV	dB/m	dB	dB	dB	cm	deg																																																																														
1	2402.00	96.63	-----	-----	84.39	31.80	6.62	32.18	6.00	100	159	PEAK																																																																												
Avg	<table border="1"> <thead> <tr> <th>Limit</th> <th>Over</th> <th>Read</th> <th>Ant</th> <th>Cable</th> <th>Preamp</th> <th>Aux</th> <th>APos</th> <th>TPos</th> </tr> <tr> <th>Freq</th> <th>Level</th> <th>Line</th> <th>Limit</th> <th>Level</th> <th>Factor</th> <th>Loss</th> <th>Factor</th> <th>Factor</th> <th>Remark</th> </tr> <tr> <th>MHz</th> <th>dBuV/m</th> <th>dBuV/m</th> <th>dB</th> <th>dBuV</th> <th>dB/m</th> <th>dB</th> <th>dB</th> <th>dB</th> <th>cm</th> <th>deg</th> </tr> </thead> <tbody> <tr> <td>1</td> <td>2387.09</td> <td>43.83</td> <td>54.00</td> <td>-10.17</td> <td>31.64</td> <td>31.77</td> <td>6.60</td> <td>32.18</td> <td>6.00</td> <td>100</td> <td>159</td> <td>AVERAGE</td> </tr> </tbody> </table>	Limit	Over	Read	Ant	Cable	Preamp	Aux	APos	TPos	Freq	Level	Line	Limit	Level	Factor	Loss	Factor	Factor	Remark	MHz	dBuV/m	dBuV/m	dB	dBuV	dB/m	dB	dB	dB	cm	deg	1	2387.09	43.83	54.00	-10.17	31.64	31.77	6.60	32.18	6.00	100	159	AVERAGE	<table border="1"> <thead> <tr> <th>Limit</th> <th>Over</th> <th>Read</th> <th>Ant</th> <th>Cable</th> <th>Preamp</th> <th>Aux</th> <th>APos</th> <th>TPos</th> </tr> <tr> <th>Freq</th> <th>Level</th> <th>Line</th> <th>Limit</th> <th>Level</th> <th>Factor</th> <th>Loss</th> <th>Factor</th> <th>Factor</th> <th>Remark</th> </tr> <tr> <th>MHz</th> <th>dBuV/m</th> <th>dBuV/m</th> <th>dB</th> <th>dBuV</th> <th>dB/m</th> <th>dB</th> <th>dB</th> <th>dB</th> <th>cm</th> <th>deg</th> </tr> </thead> <tbody> <tr> <td>1</td> <td>2402.00</td> <td>95.43</td> <td>-----</td> <td>-----</td> <td>83.19</td> <td>31.80</td> <td>6.62</td> <td>32.18</td> <td>6.00</td> <td>100</td> <td>159</td> <td>AVERAGE</td> </tr> </tbody> </table>	Limit	Over	Read	Ant	Cable	Preamp	Aux	APos	TPos	Freq	Level	Line	Limit	Level	Factor	Loss	Factor	Factor	Remark	MHz	dBuV/m	dBuV/m	dB	dBuV	dB/m	dB	dB	dB	cm	deg	1	2402.00	95.43	-----	-----	83.19	31.80	6.62	32.18	6.00	100	159	AVERAGE
Limit	Over	Read	Ant	Cable	Preamp	Aux	APos	TPos																																																																																
Freq	Level	Line	Limit	Level	Factor	Loss	Factor	Factor	Remark																																																																															
MHz	dBuV/m	dBuV/m	dB	dBuV	dB/m	dB	dB	dB	cm	deg																																																																														
1	2387.09	43.83	54.00	-10.17	31.64	31.77	6.60	32.18	6.00	100	159	AVERAGE																																																																												
Limit	Over	Read	Ant	Cable	Preamp	Aux	APos	TPos																																																																																
Freq	Level	Line	Limit	Level	Factor	Loss	Factor	Factor	Remark																																																																															
MHz	dBuV/m	dBuV/m	dB	dBuV	dB/m	dB	dB	dB	cm	deg																																																																														
1	2402.00	95.43	-----	-----	83.19	31.80	6.62	32.18	6.00	100	159	AVERAGE																																																																												



Mode	1																																																																																							
	Band Edge																																																																																							
	2400-2483.5_Bluetooth-LE_GSKF_CH0_2402MHz																																																																																							
ANT	6																																																																																							
Pol.	Vertical	Fundamental																																																																																						
Peak	<table border="1"> <thead> <tr> <th>Limit</th> <th>Over</th> <th>Read</th> <th>Ant</th> <th>Cable</th> <th>Preamp</th> <th>Aux</th> <th>APos</th> <th>TPos</th> </tr> <tr> <th>Freq</th> <th>Level</th> <th>Line</th> <th>Limit</th> <th>Level</th> <th>Factor</th> <th>Loss</th> <th>Factor</th> <th>Factor</th> <th>Remark</th> </tr> <tr> <th>MHz</th> <th>dBuV/m</th> <th>dBuV/m</th> <th>dB</th> <th>dBuV</th> <th>dB/m</th> <th>dB</th> <th>dB</th> <th>dB</th> <th>cm</th> <th>deg</th> </tr> </thead> <tbody> <tr> <td>1</td> <td>2361.61</td> <td>54.66</td> <td>74.00</td> <td>-19.34</td> <td>42.57</td> <td>31.72</td> <td>6.56</td> <td>32.19</td> <td>6.00</td> <td>254</td> <td>105</td> <td>PEAK</td> </tr> </tbody> </table>	Limit	Over	Read	Ant	Cable	Preamp	Aux	APos	TPos	Freq	Level	Line	Limit	Level	Factor	Loss	Factor	Factor	Remark	MHz	dBuV/m	dBuV/m	dB	dBuV	dB/m	dB	dB	dB	cm	deg	1	2361.61	54.66	74.00	-19.34	42.57	31.72	6.56	32.19	6.00	254	105	PEAK	<table border="1"> <thead> <tr> <th>Limit</th> <th>Over</th> <th>Read</th> <th>Ant</th> <th>Cable</th> <th>Preamp</th> <th>Aux</th> <th>APos</th> <th>TPos</th> </tr> <tr> <th>Freq</th> <th>Level</th> <th>Line</th> <th>Limit</th> <th>Level</th> <th>Factor</th> <th>Loss</th> <th>Factor</th> <th>Factor</th> <th>Remark</th> </tr> <tr> <th>MHz</th> <th>dBuV/m</th> <th>dBuV/m</th> <th>dB</th> <th>dBuV</th> <th>dB/m</th> <th>dB</th> <th>dB</th> <th>dB</th> <th>cm</th> <th>deg</th> </tr> </thead> <tbody> <tr> <td>1</td> <td>2402.00</td> <td>94.12</td> <td>-----</td> <td>-----</td> <td>81.88</td> <td>31.80</td> <td>6.62</td> <td>32.18</td> <td>6.00</td> <td>254</td> <td>105</td> <td>PEAK</td> </tr> </tbody> </table>	Limit	Over	Read	Ant	Cable	Preamp	Aux	APos	TPos	Freq	Level	Line	Limit	Level	Factor	Loss	Factor	Factor	Remark	MHz	dBuV/m	dBuV/m	dB	dBuV	dB/m	dB	dB	dB	cm	deg	1	2402.00	94.12	-----	-----	81.88	31.80	6.62	32.18	6.00	254	105	PEAK
	Limit	Over	Read	Ant	Cable	Preamp	Aux	APos	TPos																																																																															
Freq	Level	Line	Limit	Level	Factor	Loss	Factor	Factor	Remark																																																																															
MHz	dBuV/m	dBuV/m	dB	dBuV	dB/m	dB	dB	dB	cm	deg																																																																														
1	2361.61	54.66	74.00	-19.34	42.57	31.72	6.56	32.19	6.00	254	105	PEAK																																																																												
Limit	Over	Read	Ant	Cable	Preamp	Aux	APos	TPos																																																																																
Freq	Level	Line	Limit	Level	Factor	Loss	Factor	Factor	Remark																																																																															
MHz	dBuV/m	dBuV/m	dB	dBuV	dB/m	dB	dB	dB	cm	deg																																																																														
1	2402.00	94.12	-----	-----	81.88	31.80	6.62	32.18	6.00	254	105	PEAK																																																																												
Avg	<table border="1"> <thead> <tr> <th>Limit</th> <th>Over</th> <th>Read</th> <th>Ant</th> <th>Cable</th> <th>Preamp</th> <th>Aux</th> <th>APos</th> <th>TPos</th> </tr> <tr> <th>Freq</th> <th>Level</th> <th>Line</th> <th>Limit</th> <th>Level</th> <th>Factor</th> <th>Loss</th> <th>Factor</th> <th>Factor</th> <th>Remark</th> </tr> <tr> <th>MHz</th> <th>dBuV/m</th> <th>dBuV/m</th> <th>dB</th> <th>dBuV</th> <th>dB/m</th> <th>dB</th> <th>dB</th> <th>dB</th> <th>cm</th> <th>deg</th> </tr> </thead> <tbody> <tr> <td>1</td> <td>2364.86</td> <td>43.78</td> <td>54.00</td> <td>-10.22</td> <td>31.68</td> <td>31.73</td> <td>6.56</td> <td>32.19</td> <td>6.00</td> <td>254</td> <td>105</td> <td>AVERAGE</td> </tr> </tbody> </table>	Limit	Over	Read	Ant	Cable	Preamp	Aux	APos	TPos	Freq	Level	Line	Limit	Level	Factor	Loss	Factor	Factor	Remark	MHz	dBuV/m	dBuV/m	dB	dBuV	dB/m	dB	dB	dB	cm	deg	1	2364.86	43.78	54.00	-10.22	31.68	31.73	6.56	32.19	6.00	254	105	AVERAGE	<table border="1"> <thead> <tr> <th>Limit</th> <th>Over</th> <th>Read</th> <th>Ant</th> <th>Cable</th> <th>Preamp</th> <th>Aux</th> <th>APos</th> <th>TPos</th> </tr> <tr> <th>Freq</th> <th>Level</th> <th>Line</th> <th>Limit</th> <th>Level</th> <th>Factor</th> <th>Loss</th> <th>Factor</th> <th>Factor</th> <th>Remark</th> </tr> <tr> <th>MHz</th> <th>dBuV/m</th> <th>dBuV/m</th> <th>dB</th> <th>dBuV</th> <th>dB/m</th> <th>dB</th> <th>dB</th> <th>dB</th> <th>cm</th> <th>deg</th> </tr> </thead> <tbody> <tr> <td>1</td> <td>2402.00</td> <td>93.17</td> <td>-----</td> <td>-----</td> <td>80.93</td> <td>31.80</td> <td>6.62</td> <td>32.18</td> <td>6.00</td> <td>254</td> <td>105</td> <td>AVERAGE</td> </tr> </tbody> </table>	Limit	Over	Read	Ant	Cable	Preamp	Aux	APos	TPos	Freq	Level	Line	Limit	Level	Factor	Loss	Factor	Factor	Remark	MHz	dBuV/m	dBuV/m	dB	dBuV	dB/m	dB	dB	dB	cm	deg	1	2402.00	93.17	-----	-----	80.93	31.80	6.62	32.18	6.00	254	105	AVERAGE
Limit	Over	Read	Ant	Cable	Preamp	Aux	APos	TPos																																																																																
Freq	Level	Line	Limit	Level	Factor	Loss	Factor	Factor	Remark																																																																															
MHz	dBuV/m	dBuV/m	dB	dBuV	dB/m	dB	dB	dB	cm	deg																																																																														
1	2364.86	43.78	54.00	-10.22	31.68	31.73	6.56	32.19	6.00	254	105	AVERAGE																																																																												
Limit	Over	Read	Ant	Cable	Preamp	Aux	APos	TPos																																																																																
Freq	Level	Line	Limit	Level	Factor	Loss	Factor	Factor	Remark																																																																															
MHz	dBuV/m	dBuV/m	dB	dBuV	dB/m	dB	dB	dB	cm	deg																																																																														
1	2402.00	93.17	-----	-----	80.93	31.80	6.62	32.18	6.00	254	105	AVERAGE																																																																												



Mode	1																																																																																																																			
	Harmonic																																																																																																																			
	2400-2483.5_Bluetooth-LE_GSKF_CH0_2402MHz																																																																																																																			
ANT	6																																																																																																																			
Pol.	Horizontal	Vertical																																																																																																																		
Peak Avg	<table border="1"> <thead> <tr> <th>Limit</th> <th>Over</th> <th>Read</th> <th>Ant</th> <th>Cable</th> <th>Preamp</th> <th>Aux</th> <th>APos</th> <th>TPos</th> <th>Remark</th> </tr> <tr> <th>Freq</th> <th>Level</th> <th>Line</th> <th>Limit</th> <th>Level</th> <th>Factor</th> <th>Loss</th> <th>Factor</th> <th>Factor</th> <th></th> </tr> <tr> <th>MHz</th> <th>dBuV/m</th> <th>dBuV/m</th> <th>dB</th> <th>dBuV</th> <th>dB/m</th> <th>dB</th> <th>dB</th> <th>dB</th> <th>cm</th> <th>deg</th> </tr> </thead> <tbody> <tr> <td>1</td> <td>4804.00</td> <td>42.43</td> <td>74.00</td> <td>-31.57</td> <td>59.96</td> <td>34.31</td> <td>9.44</td> <td>61.28</td> <td>0.00</td> <td>---</td> <td>---</td> <td>PEAK</td> </tr> <tr> <td>2</td> <td>6004.50</td> <td>49.42</td> <td>75.25</td> <td>-25.83</td> <td>64.25</td> <td>35.31</td> <td>10.59</td> <td>60.73</td> <td>0.00</td> <td>---</td> <td>---</td> <td>Peak</td> </tr> </tbody> </table>	Limit	Over	Read	Ant	Cable	Preamp	Aux	APos	TPos	Remark	Freq	Level	Line	Limit	Level	Factor	Loss	Factor	Factor		MHz	dBuV/m	dBuV/m	dB	dBuV	dB/m	dB	dB	dB	cm	deg	1	4804.00	42.43	74.00	-31.57	59.96	34.31	9.44	61.28	0.00	---	---	PEAK	2	6004.50	49.42	75.25	-25.83	64.25	35.31	10.59	60.73	0.00	---	---	Peak	<table border="1"> <thead> <tr> <th>Limit</th> <th>Over</th> <th>Read</th> <th>Ant</th> <th>Cable</th> <th>Preamp</th> <th>Aux</th> <th>APos</th> <th>TPos</th> <th>Remark</th> </tr> <tr> <th>Freq</th> <th>Level</th> <th>Line</th> <th>Limit</th> <th>Level</th> <th>Factor</th> <th>Loss</th> <th>Factor</th> <th>Factor</th> <th></th> </tr> <tr> <th>MHz</th> <th>dBuV/m</th> <th>dBuV/m</th> <th>dB</th> <th>dBuV</th> <th>dB/m</th> <th>dB</th> <th>dB</th> <th>dB</th> <th>cm</th> <th>deg</th> </tr> </thead> <tbody> <tr> <td>1</td> <td>4804.00</td> <td>41.38</td> <td>74.00</td> <td>-32.62</td> <td>58.91</td> <td>34.31</td> <td>9.44</td> <td>61.28</td> <td>0.00</td> <td>---</td> <td>---</td> <td>PEAK</td> </tr> <tr> <td>2</td> <td>6004.50</td> <td>47.77</td> <td>72.81</td> <td>-25.04</td> <td>62.60</td> <td>35.31</td> <td>10.59</td> <td>60.73</td> <td>0.00</td> <td>---</td> <td>---</td> <td>Peak</td> </tr> </tbody> </table>	Limit	Over	Read	Ant	Cable	Preamp	Aux	APos	TPos	Remark	Freq	Level	Line	Limit	Level	Factor	Loss	Factor	Factor		MHz	dBuV/m	dBuV/m	dB	dBuV	dB/m	dB	dB	dB	cm	deg	1	4804.00	41.38	74.00	-32.62	58.91	34.31	9.44	61.28	0.00	---	---	PEAK	2	6004.50	47.77	72.81	-25.04	62.60	35.31	10.59	60.73	0.00	---	---	Peak
	Limit	Over	Read	Ant	Cable	Preamp	Aux	APos	TPos	Remark																																																																																																										
Freq	Level	Line	Limit	Level	Factor	Loss	Factor	Factor																																																																																																												
MHz	dBuV/m	dBuV/m	dB	dBuV	dB/m	dB	dB	dB	cm	deg																																																																																																										
1	4804.00	42.43	74.00	-31.57	59.96	34.31	9.44	61.28	0.00	---	---	PEAK																																																																																																								
2	6004.50	49.42	75.25	-25.83	64.25	35.31	10.59	60.73	0.00	---	---	Peak																																																																																																								
Limit	Over	Read	Ant	Cable	Preamp	Aux	APos	TPos	Remark																																																																																																											
Freq	Level	Line	Limit	Level	Factor	Loss	Factor	Factor																																																																																																												
MHz	dBuV/m	dBuV/m	dB	dBuV	dB/m	dB	dB	dB	cm	deg																																																																																																										
1	4804.00	41.38	74.00	-32.62	58.91	34.31	9.44	61.28	0.00	---	---	PEAK																																																																																																								
2	6004.50	47.77	72.81	-25.04	62.60	35.31	10.59	60.73	0.00	---	---	Peak																																																																																																								



Mode	2																																																																																																																																												
	Harmonic																																																																																																																																												
	2400-2483.5_Bluetooth-LE_GSKF_CH19_2440MHz																																																																																																																																												
ANT	6																																																																																																																																												
Pol.	Horizontal	Vertical																																																																																																																																											
Peak Avg																																																																																																																																													
	<table border="1"> <thead> <tr> <th>Limit</th> <th>Over</th> <th>Read</th> <th>Ant</th> <th>Cable</th> <th>Preamp</th> <th>Aux</th> <th>APos</th> <th>TPos</th> <th>Remark</th> </tr> <tr> <th>Freq</th> <th>Level</th> <th>Line</th> <th>Limit</th> <th>Level</th> <th>Factor</th> <th>Loss</th> <th>Factor</th> <th>Factor</th> <th></th> </tr> <tr> <th>MHz</th> <th>dBuV/m</th> <th>dBuV/m</th> <th>dB</th> <th>dBuV</th> <th>dB/m</th> <th>dB</th> <th>dB</th> <th>dB</th> <th>cm</th> <th>deg</th> </tr> </thead> <tbody> <tr> <td>1</td> <td>4880.00</td> <td>42.02</td> <td>74.00</td> <td>-31.98</td> <td>59.37</td> <td>34.34</td> <td>9.53</td> <td>61.22</td> <td>0.00</td> <td>---</td> <td>---</td> <td>PEAK</td> </tr> <tr> <td>2</td> <td>6100.50</td> <td>48.60</td> <td>74.68</td> <td>-26.08</td> <td>63.20</td> <td>35.50</td> <td>10.67</td> <td>60.77</td> <td>0.00</td> <td>---</td> <td>---</td> <td>Peak</td> </tr> <tr> <td>3</td> <td>7320.00</td> <td>43.64</td> <td>74.00</td> <td>-30.36</td> <td>56.90</td> <td>35.80</td> <td>11.69</td> <td>60.75</td> <td>0.00</td> <td>---</td> <td>---</td> <td>PEAK</td> </tr> </tbody> </table>	Limit	Over	Read	Ant	Cable	Preamp	Aux	APos	TPos	Remark	Freq	Level	Line	Limit	Level	Factor	Loss	Factor	Factor		MHz	dBuV/m	dBuV/m	dB	dBuV	dB/m	dB	dB	dB	cm	deg	1	4880.00	42.02	74.00	-31.98	59.37	34.34	9.53	61.22	0.00	---	---	PEAK	2	6100.50	48.60	74.68	-26.08	63.20	35.50	10.67	60.77	0.00	---	---	Peak	3	7320.00	43.64	74.00	-30.36	56.90	35.80	11.69	60.75	0.00	---	---	PEAK	<table border="1"> <thead> <tr> <th>Limit</th> <th>Over</th> <th>Read</th> <th>Ant</th> <th>Cable</th> <th>Preamp</th> <th>Aux</th> <th>APos</th> <th>TPos</th> <th>Remark</th> </tr> <tr> <th>Freq</th> <th>Level</th> <th>Line</th> <th>Limit</th> <th>Level</th> <th>Factor</th> <th>Loss</th> <th>Factor</th> <th>Factor</th> <th></th> </tr> <tr> <th>MHz</th> <th>dBuV/m</th> <th>dBuV/m</th> <th>dB</th> <th>dBuV</th> <th>dB/m</th> <th>dB</th> <th>dB</th> <th>dB</th> <th>cm</th> <th>deg</th> </tr> </thead> <tbody> <tr> <td>1</td> <td>4880.00</td> <td>41.63</td> <td>74.00</td> <td>-32.37</td> <td>58.98</td> <td>34.34</td> <td>9.53</td> <td>61.22</td> <td>0.00</td> <td>---</td> <td>---</td> <td>PEAK</td> </tr> <tr> <td>2</td> <td>6100.50</td> <td>48.16</td> <td>71.70</td> <td>-23.54</td> <td>62.76</td> <td>35.50</td> <td>10.67</td> <td>60.77</td> <td>0.00</td> <td>---</td> <td>---</td> <td>Peak</td> </tr> <tr> <td>3</td> <td>7320.00</td> <td>44.51</td> <td>74.00</td> <td>-29.49</td> <td>57.77</td> <td>35.80</td> <td>11.69</td> <td>60.75</td> <td>0.00</td> <td>---</td> <td>---</td> <td>PEAK</td> </tr> </tbody> </table>	Limit	Over	Read	Ant	Cable	Preamp	Aux	APos	TPos	Remark	Freq	Level	Line	Limit	Level	Factor	Loss	Factor	Factor		MHz	dBuV/m	dBuV/m	dB	dBuV	dB/m	dB	dB	dB	cm	deg	1	4880.00	41.63	74.00	-32.37	58.98	34.34	9.53	61.22	0.00	---	---	PEAK	2	6100.50	48.16	71.70	-23.54	62.76	35.50	10.67	60.77	0.00	---	---	Peak	3	7320.00	44.51	74.00	-29.49	57.77	35.80	11.69	60.75	0.00	---	---
Limit	Over	Read	Ant	Cable	Preamp	Aux	APos	TPos	Remark																																																																																																																																				
Freq	Level	Line	Limit	Level	Factor	Loss	Factor	Factor																																																																																																																																					
MHz	dBuV/m	dBuV/m	dB	dBuV	dB/m	dB	dB	dB	cm	deg																																																																																																																																			
1	4880.00	42.02	74.00	-31.98	59.37	34.34	9.53	61.22	0.00	---	---	PEAK																																																																																																																																	
2	6100.50	48.60	74.68	-26.08	63.20	35.50	10.67	60.77	0.00	---	---	Peak																																																																																																																																	
3	7320.00	43.64	74.00	-30.36	56.90	35.80	11.69	60.75	0.00	---	---	PEAK																																																																																																																																	
Limit	Over	Read	Ant	Cable	Preamp	Aux	APos	TPos	Remark																																																																																																																																				
Freq	Level	Line	Limit	Level	Factor	Loss	Factor	Factor																																																																																																																																					
MHz	dBuV/m	dBuV/m	dB	dBuV	dB/m	dB	dB	dB	cm	deg																																																																																																																																			
1	4880.00	41.63	74.00	-32.37	58.98	34.34	9.53	61.22	0.00	---	---	PEAK																																																																																																																																	
2	6100.50	48.16	71.70	-23.54	62.76	35.50	10.67	60.77	0.00	---	---	Peak																																																																																																																																	
3	7320.00	44.51	74.00	-29.49	57.77	35.80	11.69	60.75	0.00	---	---	PEAK																																																																																																																																	



Mode	3																																																																																							
	Band Edge																																																																																							
	2400-2483.5_Bluetooth-LE_GSKF_CH39_2480MHz																																																																																							
ANT	6																																																																																							
Pol.	Horizontal	Fundamental																																																																																						
Peak	<table border="1"> <thead> <tr> <th>Limit</th> <th>Over</th> <th>Read</th> <th>Ant</th> <th>Cable</th> <th>Preamp</th> <th>Aux</th> <th>APos</th> <th>TPos</th> <th>Remark</th> </tr> <tr> <th>Freq</th> <th>Level</th> <th>Line</th> <th>Limit</th> <th>Level</th> <th>Factor</th> <th>Loss</th> <th>Factor</th> <th>Factor</th> <th></th> </tr> <tr> <th>MHz</th> <th>dBuV/m</th> <th>dBuV/m</th> <th>dB</th> <th>dBuV</th> <th>dB/m</th> <th>dB</th> <th>dB</th> <th>cm</th> <th>deg</th> </tr> </thead> <tbody> <tr> <td>1</td> <td>2492.68</td> <td>55.49</td> <td>74.00</td> <td>-18.51</td> <td>42.99</td> <td>31.99</td> <td>6.75</td> <td>32.24</td> <td>6.00</td> <td>100</td> <td>27</td> <td>PEAK</td> </tr> </tbody> </table>	Limit	Over	Read	Ant	Cable	Preamp	Aux	APos	TPos	Remark	Freq	Level	Line	Limit	Level	Factor	Loss	Factor	Factor		MHz	dBuV/m	dBuV/m	dB	dBuV	dB/m	dB	dB	cm	deg	1	2492.68	55.49	74.00	-18.51	42.99	31.99	6.75	32.24	6.00	100	27	PEAK	<table border="1"> <thead> <tr> <th>Limit</th> <th>Over</th> <th>Read</th> <th>Ant</th> <th>Cable</th> <th>Preamp</th> <th>Aux</th> <th>APos</th> <th>TPos</th> <th>Remark</th> </tr> <tr> <th>Freq</th> <th>Level</th> <th>Line</th> <th>Limit</th> <th>Level</th> <th>Factor</th> <th>Loss</th> <th>Factor</th> <th>Factor</th> <th></th> </tr> <tr> <th>MHz</th> <th>dBuV/m</th> <th>dBuV/m</th> <th>dB</th> <th>dBuV</th> <th>dB/m</th> <th>dB</th> <th>dB</th> <th>cm</th> <th>deg</th> </tr> </thead> <tbody> <tr> <td>1</td> <td>2480.00</td> <td>93.00</td> <td>-----</td> <td>-----</td> <td>80.62</td> <td>31.96</td> <td>6.73</td> <td>32.23</td> <td>6.00</td> <td>100</td> <td>27</td> <td>PEAK</td> </tr> </tbody> </table>	Limit	Over	Read	Ant	Cable	Preamp	Aux	APos	TPos	Remark	Freq	Level	Line	Limit	Level	Factor	Loss	Factor	Factor		MHz	dBuV/m	dBuV/m	dB	dBuV	dB/m	dB	dB	cm	deg	1	2480.00	93.00	-----	-----	80.62	31.96	6.73	32.23	6.00	100	27	PEAK
Limit	Over	Read	Ant	Cable	Preamp	Aux	APos	TPos	Remark																																																																															
Freq	Level	Line	Limit	Level	Factor	Loss	Factor	Factor																																																																																
MHz	dBuV/m	dBuV/m	dB	dBuV	dB/m	dB	dB	cm	deg																																																																															
1	2492.68	55.49	74.00	-18.51	42.99	31.99	6.75	32.24	6.00	100	27	PEAK																																																																												
Limit	Over	Read	Ant	Cable	Preamp	Aux	APos	TPos	Remark																																																																															
Freq	Level	Line	Limit	Level	Factor	Loss	Factor	Factor																																																																																
MHz	dBuV/m	dBuV/m	dB	dBuV	dB/m	dB	dB	cm	deg																																																																															
1	2480.00	93.00	-----	-----	80.62	31.96	6.73	32.23	6.00	100	27	PEAK																																																																												
Avg	<table border="1"> <thead> <tr> <th>Limit</th> <th>Over</th> <th>Read</th> <th>Ant</th> <th>Cable</th> <th>Preamp</th> <th>Aux</th> <th>APos</th> <th>TPos</th> <th>Remark</th> </tr> <tr> <th>Freq</th> <th>Level</th> <th>Line</th> <th>Limit</th> <th>Level</th> <th>Factor</th> <th>Loss</th> <th>Factor</th> <th>Factor</th> <th></th> </tr> <tr> <th>MHz</th> <th>dBuV/m</th> <th>dBuV/m</th> <th>dB</th> <th>dBuV</th> <th>dB/m</th> <th>dB</th> <th>dB</th> <th>cm</th> <th>deg</th> </tr> </thead> <tbody> <tr> <td>1</td> <td>2485.00</td> <td>44.26</td> <td>54.00</td> <td>-9.74</td> <td>31.79</td> <td>31.97</td> <td>6.73</td> <td>32.23</td> <td>6.00</td> <td>100</td> <td>27</td> <td>AVERAGE</td> </tr> </tbody> </table>	Limit	Over	Read	Ant	Cable	Preamp	Aux	APos	TPos	Remark	Freq	Level	Line	Limit	Level	Factor	Loss	Factor	Factor		MHz	dBuV/m	dBuV/m	dB	dBuV	dB/m	dB	dB	cm	deg	1	2485.00	44.26	54.00	-9.74	31.79	31.97	6.73	32.23	6.00	100	27	AVERAGE	<table border="1"> <thead> <tr> <th>Limit</th> <th>Over</th> <th>Read</th> <th>Ant</th> <th>Cable</th> <th>Preamp</th> <th>Aux</th> <th>APos</th> <th>TPos</th> <th>Remark</th> </tr> <tr> <th>Freq</th> <th>Level</th> <th>Line</th> <th>Limit</th> <th>Level</th> <th>Factor</th> <th>Loss</th> <th>Factor</th> <th>Factor</th> <th></th> </tr> <tr> <th>MHz</th> <th>dBuV/m</th> <th>dBuV/m</th> <th>dB</th> <th>dBuV</th> <th>dB/m</th> <th>dB</th> <th>dB</th> <th>cm</th> <th>deg</th> </tr> </thead> <tbody> <tr> <td>1</td> <td>2480.00</td> <td>92.05</td> <td>-----</td> <td>-----</td> <td>79.59</td> <td>31.96</td> <td>6.73</td> <td>32.23</td> <td>6.00</td> <td>100</td> <td>27</td> <td>AVERAGE</td> </tr> </tbody> </table>	Limit	Over	Read	Ant	Cable	Preamp	Aux	APos	TPos	Remark	Freq	Level	Line	Limit	Level	Factor	Loss	Factor	Factor		MHz	dBuV/m	dBuV/m	dB	dBuV	dB/m	dB	dB	cm	deg	1	2480.00	92.05	-----	-----	79.59	31.96	6.73	32.23	6.00	100	27	AVERAGE
Limit	Over	Read	Ant	Cable	Preamp	Aux	APos	TPos	Remark																																																																															
Freq	Level	Line	Limit	Level	Factor	Loss	Factor	Factor																																																																																
MHz	dBuV/m	dBuV/m	dB	dBuV	dB/m	dB	dB	cm	deg																																																																															
1	2485.00	44.26	54.00	-9.74	31.79	31.97	6.73	32.23	6.00	100	27	AVERAGE																																																																												
Limit	Over	Read	Ant	Cable	Preamp	Aux	APos	TPos	Remark																																																																															
Freq	Level	Line	Limit	Level	Factor	Loss	Factor	Factor																																																																																
MHz	dBuV/m	dBuV/m	dB	dBuV	dB/m	dB	dB	cm	deg																																																																															
1	2480.00	92.05	-----	-----	79.59	31.96	6.73	32.23	6.00	100	27	AVERAGE																																																																												



Mode	3																																																																																							
	Band Edge																																																																																							
	2400-2483.5_Bluetooth-LE_GSKF_CH39_2480MHz																																																																																							
ANT	6																																																																																							
Pol.	Vertical	Fundamental																																																																																						
Peak	<table border="1"> <thead> <tr> <th>Limit</th> <th>Over</th> <th>Read</th> <th>Ant</th> <th>Cable</th> <th>Preamp</th> <th>Aux</th> <th>APos</th> <th>TPos</th> </tr> <tr> <th>Freq</th> <th>Level</th> <th>Line</th> <th>Limit</th> <th>Level</th> <th>Factor</th> <th>Loss</th> <th>Factor</th> <th>Factor</th> <th>Remark</th> </tr> <tr> <th>MHz</th> <th>dBuV/m</th> <th>dBuV/m</th> <th>dB</th> <th>dBuV</th> <th>dB/m</th> <th>dB</th> <th>dB</th> <th>dB</th> <th>cm</th> <th>deg</th> </tr> </thead> <tbody> <tr> <td>1</td> <td>2497.06</td> <td>55.29</td> <td>74.00</td> <td>-18.71</td> <td>42.79</td> <td>31.99</td> <td>6.75</td> <td>32.24</td> <td>6.00</td> <td>247</td> <td>98</td> <td>PEAK</td> </tr> </tbody> </table>	Limit	Over	Read	Ant	Cable	Preamp	Aux	APos	TPos	Freq	Level	Line	Limit	Level	Factor	Loss	Factor	Factor	Remark	MHz	dBuV/m	dBuV/m	dB	dBuV	dB/m	dB	dB	dB	cm	deg	1	2497.06	55.29	74.00	-18.71	42.79	31.99	6.75	32.24	6.00	247	98	PEAK	<table border="1"> <thead> <tr> <th>Limit</th> <th>Over</th> <th>Read</th> <th>Ant</th> <th>Cable</th> <th>Preamp</th> <th>Aux</th> <th>APos</th> <th>TPos</th> </tr> <tr> <th>Freq</th> <th>Level</th> <th>Line</th> <th>Limit</th> <th>Level</th> <th>Factor</th> <th>Loss</th> <th>Factor</th> <th>Factor</th> <th>Remark</th> </tr> <tr> <th>MHz</th> <th>dBuV/m</th> <th>dBuV/m</th> <th>dB</th> <th>dBuV</th> <th>dB/m</th> <th>dB</th> <th>dB</th> <th>dB</th> <th>cm</th> <th>deg</th> </tr> </thead> <tbody> <tr> <td>1</td> <td>2480.00</td> <td>89.92</td> <td>-----</td> <td>-----</td> <td>77.46</td> <td>31.96</td> <td>6.73</td> <td>32.23</td> <td>6.00</td> <td>247</td> <td>98</td> <td>PEAK</td> </tr> </tbody> </table>	Limit	Over	Read	Ant	Cable	Preamp	Aux	APos	TPos	Freq	Level	Line	Limit	Level	Factor	Loss	Factor	Factor	Remark	MHz	dBuV/m	dBuV/m	dB	dBuV	dB/m	dB	dB	dB	cm	deg	1	2480.00	89.92	-----	-----	77.46	31.96	6.73	32.23	6.00	247	98	PEAK
Limit	Over	Read	Ant	Cable	Preamp	Aux	APos	TPos																																																																																
Freq	Level	Line	Limit	Level	Factor	Loss	Factor	Factor	Remark																																																																															
MHz	dBuV/m	dBuV/m	dB	dBuV	dB/m	dB	dB	dB	cm	deg																																																																														
1	2497.06	55.29	74.00	-18.71	42.79	31.99	6.75	32.24	6.00	247	98	PEAK																																																																												
Limit	Over	Read	Ant	Cable	Preamp	Aux	APos	TPos																																																																																
Freq	Level	Line	Limit	Level	Factor	Loss	Factor	Factor	Remark																																																																															
MHz	dBuV/m	dBuV/m	dB	dBuV	dB/m	dB	dB	dB	cm	deg																																																																														
1	2480.00	89.92	-----	-----	77.46	31.96	6.73	32.23	6.00	247	98	PEAK																																																																												
Avg	<table border="1"> <thead> <tr> <th>Limit</th> <th>Over</th> <th>Read</th> <th>Ant</th> <th>Cable</th> <th>Preamp</th> <th>Aux</th> <th>APos</th> <th>TPos</th> </tr> <tr> <th>Freq</th> <th>Level</th> <th>Line</th> <th>Limit</th> <th>Level</th> <th>Factor</th> <th>Loss</th> <th>Factor</th> <th>Factor</th> <th>Remark</th> </tr> <tr> <th>MHz</th> <th>dBuV/m</th> <th>dBuV/m</th> <th>dB</th> <th>dBuV</th> <th>dB/m</th> <th>dB</th> <th>dB</th> <th>dB</th> <th>cm</th> <th>deg</th> </tr> </thead> <tbody> <tr> <td>1</td> <td>2487.46</td> <td>44.34</td> <td>54.00</td> <td>-9.66</td> <td>31.87</td> <td>31.97</td> <td>6.74</td> <td>32.24</td> <td>6.00</td> <td>247</td> <td>98</td> <td>AVERAGE</td> </tr> </tbody> </table>	Limit	Over	Read	Ant	Cable	Preamp	Aux	APos	TPos	Freq	Level	Line	Limit	Level	Factor	Loss	Factor	Factor	Remark	MHz	dBuV/m	dBuV/m	dB	dBuV	dB/m	dB	dB	dB	cm	deg	1	2487.46	44.34	54.00	-9.66	31.87	31.97	6.74	32.24	6.00	247	98	AVERAGE	<table border="1"> <thead> <tr> <th>Limit</th> <th>Over</th> <th>Read</th> <th>Ant</th> <th>Cable</th> <th>Preamp</th> <th>Aux</th> <th>APos</th> <th>TPos</th> </tr> <tr> <th>Freq</th> <th>Level</th> <th>Line</th> <th>Limit</th> <th>Level</th> <th>Factor</th> <th>Loss</th> <th>Factor</th> <th>Factor</th> <th>Remark</th> </tr> <tr> <th>MHz</th> <th>dBuV/m</th> <th>dBuV/m</th> <th>dB</th> <th>dBuV</th> <th>dB/m</th> <th>dB</th> <th>dB</th> <th>dB</th> <th>cm</th> <th>deg</th> </tr> </thead> <tbody> <tr> <td>1</td> <td>2480.00</td> <td>88.89</td> <td>-----</td> <td>-----</td> <td>76.43</td> <td>31.96</td> <td>6.73</td> <td>32.23</td> <td>6.00</td> <td>247</td> <td>98</td> <td>AVERAGE</td> </tr> </tbody> </table>	Limit	Over	Read	Ant	Cable	Preamp	Aux	APos	TPos	Freq	Level	Line	Limit	Level	Factor	Loss	Factor	Factor	Remark	MHz	dBuV/m	dBuV/m	dB	dBuV	dB/m	dB	dB	dB	cm	deg	1	2480.00	88.89	-----	-----	76.43	31.96	6.73	32.23	6.00	247	98	AVERAGE
Limit	Over	Read	Ant	Cable	Preamp	Aux	APos	TPos																																																																																
Freq	Level	Line	Limit	Level	Factor	Loss	Factor	Factor	Remark																																																																															
MHz	dBuV/m	dBuV/m	dB	dBuV	dB/m	dB	dB	dB	cm	deg																																																																														
1	2487.46	44.34	54.00	-9.66	31.87	31.97	6.74	32.24	6.00	247	98	AVERAGE																																																																												
Limit	Over	Read	Ant	Cable	Preamp	Aux	APos	TPos																																																																																
Freq	Level	Line	Limit	Level	Factor	Loss	Factor	Factor	Remark																																																																															
MHz	dBuV/m	dBuV/m	dB	dBuV	dB/m	dB	dB	dB	cm	deg																																																																														
1	2480.00	88.89	-----	-----	76.43	31.96	6.73	32.23	6.00	247	98	AVERAGE																																																																												



Mode	3																																																																																																																																												
	Harmonic																																																																																																																																												
	2400-2483.5_Bluetooth-LE_GSKF_CH39_2480MHz																																																																																																																																												
ANT	6																																																																																																																																												
Pol.	Horizontal	Vertical																																																																																																																																											
Peak Avg																																																																																																																																													
	<table border="1"> <thead> <tr> <th>Limit</th> <th>Over</th> <th>Read</th> <th>Ant</th> <th>Cable</th> <th>Preamp</th> <th>Aux</th> <th>APos</th> <th>TPos</th> <th>Remark</th> </tr> <tr> <th>Freq</th> <th>Level</th> <th>Line</th> <th>Limit</th> <th>Level</th> <th>Factor</th> <th>Loss</th> <th>Factor</th> <th>Factor</th> <th></th> </tr> <tr> <th>MHz</th> <th>dBuV/m</th> <th>dBuV/m</th> <th>dB</th> <th>dBuV</th> <th>dB/m</th> <th>dB</th> <th>dB</th> <th>dB</th> <th>cm</th> <th>deg</th> </tr> </thead> <tbody> <tr> <td>1</td> <td>4960.00</td> <td>42.26</td> <td>74.00</td> <td>-31.74</td> <td>59.55</td> <td>34.26</td> <td>9.61</td> <td>61.16</td> <td>0.00</td> <td>---</td> <td>---</td> <td>PEAK</td> </tr> <tr> <td>2</td> <td>6201.00</td> <td>48.03</td> <td>72.26</td> <td>-24.23</td> <td>62.60</td> <td>35.50</td> <td>10.75</td> <td>60.82</td> <td>0.00</td> <td>---</td> <td>---</td> <td>Peak</td> </tr> <tr> <td>3</td> <td>7440.00</td> <td>43.65</td> <td>74.00</td> <td>-30.35</td> <td>57.28</td> <td>35.62</td> <td>11.77</td> <td>61.02</td> <td>0.00</td> <td>---</td> <td>---</td> <td>PEAK</td> </tr> </tbody> </table>	Limit	Over	Read	Ant	Cable	Preamp	Aux	APos	TPos	Remark	Freq	Level	Line	Limit	Level	Factor	Loss	Factor	Factor		MHz	dBuV/m	dBuV/m	dB	dBuV	dB/m	dB	dB	dB	cm	deg	1	4960.00	42.26	74.00	-31.74	59.55	34.26	9.61	61.16	0.00	---	---	PEAK	2	6201.00	48.03	72.26	-24.23	62.60	35.50	10.75	60.82	0.00	---	---	Peak	3	7440.00	43.65	74.00	-30.35	57.28	35.62	11.77	61.02	0.00	---	---	PEAK	<table border="1"> <thead> <tr> <th>Limit</th> <th>Over</th> <th>Read</th> <th>Ant</th> <th>Cable</th> <th>Preamp</th> <th>Aux</th> <th>APos</th> <th>TPos</th> <th>Remark</th> </tr> <tr> <th>Freq</th> <th>Level</th> <th>Line</th> <th>Limit</th> <th>Level</th> <th>Factor</th> <th>Loss</th> <th>Factor</th> <th>Factor</th> <th></th> </tr> <tr> <th>MHz</th> <th>dBuV/m</th> <th>dBuV/m</th> <th>dB</th> <th>dBuV</th> <th>dB/m</th> <th>dB</th> <th>dB</th> <th>dB</th> <th>cm</th> <th>deg</th> </tr> </thead> <tbody> <tr> <td>1</td> <td>4960.00</td> <td>41.85</td> <td>74.00</td> <td>-32.15</td> <td>59.14</td> <td>34.26</td> <td>9.61</td> <td>61.16</td> <td>0.00</td> <td>---</td> <td>---</td> <td>PEAK</td> </tr> <tr> <td>2</td> <td>6201.00</td> <td>48.84</td> <td>66.84</td> <td>-18.00</td> <td>63.41</td> <td>35.50</td> <td>10.75</td> <td>60.82</td> <td>0.00</td> <td>---</td> <td>---</td> <td>Peak</td> </tr> <tr> <td>3</td> <td>7440.00</td> <td>43.39</td> <td>74.00</td> <td>-30.61</td> <td>57.02</td> <td>35.62</td> <td>11.77</td> <td>61.02</td> <td>0.00</td> <td>---</td> <td>---</td> <td>PEAK</td> </tr> </tbody> </table>	Limit	Over	Read	Ant	Cable	Preamp	Aux	APos	TPos	Remark	Freq	Level	Line	Limit	Level	Factor	Loss	Factor	Factor		MHz	dBuV/m	dBuV/m	dB	dBuV	dB/m	dB	dB	dB	cm	deg	1	4960.00	41.85	74.00	-32.15	59.14	34.26	9.61	61.16	0.00	---	---	PEAK	2	6201.00	48.84	66.84	-18.00	63.41	35.50	10.75	60.82	0.00	---	---	Peak	3	7440.00	43.39	74.00	-30.61	57.02	35.62	11.77	61.02	0.00	---	---
Limit	Over	Read	Ant	Cable	Preamp	Aux	APos	TPos	Remark																																																																																																																																				
Freq	Level	Line	Limit	Level	Factor	Loss	Factor	Factor																																																																																																																																					
MHz	dBuV/m	dBuV/m	dB	dBuV	dB/m	dB	dB	dB	cm	deg																																																																																																																																			
1	4960.00	42.26	74.00	-31.74	59.55	34.26	9.61	61.16	0.00	---	---	PEAK																																																																																																																																	
2	6201.00	48.03	72.26	-24.23	62.60	35.50	10.75	60.82	0.00	---	---	Peak																																																																																																																																	
3	7440.00	43.65	74.00	-30.35	57.28	35.62	11.77	61.02	0.00	---	---	PEAK																																																																																																																																	
Limit	Over	Read	Ant	Cable	Preamp	Aux	APos	TPos	Remark																																																																																																																																				
Freq	Level	Line	Limit	Level	Factor	Loss	Factor	Factor																																																																																																																																					
MHz	dBuV/m	dBuV/m	dB	dBuV	dB/m	dB	dB	dB	cm	deg																																																																																																																																			
1	4960.00	41.85	74.00	-32.15	59.14	34.26	9.61	61.16	0.00	---	---	PEAK																																																																																																																																	
2	6201.00	48.84	66.84	-18.00	63.41	35.50	10.75	60.82	0.00	---	---	Peak																																																																																																																																	
3	7440.00	43.39	74.00	-30.61	57.02	35.62	11.77	61.02	0.00	---	---	PEAK																																																																																																																																	



Mode	4																																																																																									
	Band Edge																																																																																									
	2400-2483.5_Bluetooth-LE_GSKF_CH1_2404MHz																																																																																									
ANT	6																																																																																									
Pol.	Horizontal	Fundamental																																																																																								
Peak	<table border="1"> <thead> <tr> <th>Limit</th> <th>Over</th> <th>Read</th> <th>Ant</th> <th>Cable</th> <th>Preamp</th> <th>Aux</th> <th>APos</th> <th>TPos</th> <th>Remark</th> </tr> <tr> <th>Freq</th> <th>Level</th> <th>Line</th> <th>Limit</th> <th>Level</th> <th>Factor</th> <th>Loss</th> <th>Factor</th> <th>Factor</th> <th></th> </tr> <tr> <th>MHz</th> <th>dBuV/m</th> <th>dBuV/m</th> <th>dB</th> <th>dBuV</th> <th>dB/m</th> <th>dB</th> <th>dB</th> <th>dB</th> <th>cm</th> <th>deg</th> </tr> </thead> <tbody> <tr> <td>1</td> <td>2342.50</td> <td>54.35</td> <td>74.00</td> <td>-19.65</td> <td>42.35</td> <td>31.67</td> <td>6.53</td> <td>32.20</td> <td>6.00</td> <td>101</td> <td>155</td> <td>PEAK</td> </tr> </tbody> </table>	Limit	Over	Read	Ant	Cable	Preamp	Aux	APos	TPos	Remark	Freq	Level	Line	Limit	Level	Factor	Loss	Factor	Factor		MHz	dBuV/m	dBuV/m	dB	dBuV	dB/m	dB	dB	dB	cm	deg	1	2342.50	54.35	74.00	-19.65	42.35	31.67	6.53	32.20	6.00	101	155	PEAK	<table border="1"> <thead> <tr> <th>Limit</th> <th>Over</th> <th>Read</th> <th>Ant</th> <th>Cable</th> <th>Preamp</th> <th>Aux</th> <th>APos</th> <th>TPos</th> <th>Remark</th> </tr> <tr> <th>Freq</th> <th>Level</th> <th>Line</th> <th>Limit</th> <th>Level</th> <th>Factor</th> <th>Loss</th> <th>Factor</th> <th>Factor</th> <th></th> </tr> <tr> <th>MHz</th> <th>dBuV/m</th> <th>dBuV/m</th> <th>dB</th> <th>dBuV</th> <th>dB/m</th> <th>dB</th> <th>dB</th> <th>dB</th> <th>cm</th> <th>deg</th> </tr> </thead> <tbody> <tr> <td>1</td> <td>2404.00</td> <td>96.62</td> <td>-----</td> <td>-----</td> <td>84.37</td> <td>31.81</td> <td>6.62</td> <td>32.18</td> <td>6.00</td> <td>101</td> <td>155</td> <td>PEAK</td> </tr> </tbody> </table>	Limit	Over	Read	Ant	Cable	Preamp	Aux	APos	TPos	Remark	Freq	Level	Line	Limit	Level	Factor	Loss	Factor	Factor		MHz	dBuV/m	dBuV/m	dB	dBuV	dB/m	dB	dB	dB	cm	deg	1	2404.00	96.62	-----	-----	84.37	31.81	6.62	32.18	6.00	101	155	PEAK
Limit	Over	Read	Ant	Cable	Preamp	Aux	APos	TPos	Remark																																																																																	
Freq	Level	Line	Limit	Level	Factor	Loss	Factor	Factor																																																																																		
MHz	dBuV/m	dBuV/m	dB	dBuV	dB/m	dB	dB	dB	cm	deg																																																																																
1	2342.50	54.35	74.00	-19.65	42.35	31.67	6.53	32.20	6.00	101	155	PEAK																																																																														
Limit	Over	Read	Ant	Cable	Preamp	Aux	APos	TPos	Remark																																																																																	
Freq	Level	Line	Limit	Level	Factor	Loss	Factor	Factor																																																																																		
MHz	dBuV/m	dBuV/m	dB	dBuV	dB/m	dB	dB	dB	cm	deg																																																																																
1	2404.00	96.62	-----	-----	84.37	31.81	6.62	32.18	6.00	101	155	PEAK																																																																														
Avg	<table border="1"> <thead> <tr> <th>Limit</th> <th>Over</th> <th>Read</th> <th>Ant</th> <th>Cable</th> <th>Preamp</th> <th>Aux</th> <th>APos</th> <th>TPos</th> <th>Remark</th> </tr> <tr> <th>Freq</th> <th>Level</th> <th>Line</th> <th>Limit</th> <th>Level</th> <th>Factor</th> <th>Loss</th> <th>Factor</th> <th>Factor</th> <th></th> </tr> <tr> <th>MHz</th> <th>dBuV/m</th> <th>dBuV/m</th> <th>dB</th> <th>dBuV</th> <th>dB/m</th> <th>dB</th> <th>dB</th> <th>dB</th> <th>cm</th> <th>deg</th> </tr> </thead> <tbody> <tr> <td>1</td> <td>2339.12</td> <td>44.63</td> <td>54.00</td> <td>-9.37</td> <td>32.65</td> <td>31.66</td> <td>6.52</td> <td>32.20</td> <td>6.00</td> <td>101</td> <td>155</td> <td>AVERAGE</td> </tr> </tbody> </table>	Limit	Over	Read	Ant	Cable	Preamp	Aux	APos	TPos	Remark	Freq	Level	Line	Limit	Level	Factor	Loss	Factor	Factor		MHz	dBuV/m	dBuV/m	dB	dBuV	dB/m	dB	dB	dB	cm	deg	1	2339.12	44.63	54.00	-9.37	32.65	31.66	6.52	32.20	6.00	101	155	AVERAGE	<table border="1"> <thead> <tr> <th>Limit</th> <th>Over</th> <th>Read</th> <th>Ant</th> <th>Cable</th> <th>Preamp</th> <th>Aux</th> <th>APos</th> <th>TPos</th> <th>Remark</th> </tr> <tr> <th>Freq</th> <th>Level</th> <th>Line</th> <th>Limit</th> <th>Level</th> <th>Factor</th> <th>Loss</th> <th>Factor</th> <th>Factor</th> <th></th> </tr> <tr> <th>MHz</th> <th>dBuV/m</th> <th>dBuV/m</th> <th>dB</th> <th>dBuV</th> <th>dB/m</th> <th>dB</th> <th>dB</th> <th>dB</th> <th>cm</th> <th>deg</th> </tr> </thead> <tbody> <tr> <td>1</td> <td>2404.00</td> <td>93.83</td> <td>-----</td> <td>-----</td> <td>81.58</td> <td>31.81</td> <td>6.62</td> <td>32.18</td> <td>6.00</td> <td>101</td> <td>155</td> <td>AVERAGE</td> </tr> </tbody> </table>	Limit	Over	Read	Ant	Cable	Preamp	Aux	APos	TPos	Remark	Freq	Level	Line	Limit	Level	Factor	Loss	Factor	Factor		MHz	dBuV/m	dBuV/m	dB	dBuV	dB/m	dB	dB	dB	cm	deg	1	2404.00	93.83	-----	-----	81.58	31.81	6.62	32.18	6.00	101	155	AVERAGE
Limit	Over	Read	Ant	Cable	Preamp	Aux	APos	TPos	Remark																																																																																	
Freq	Level	Line	Limit	Level	Factor	Loss	Factor	Factor																																																																																		
MHz	dBuV/m	dBuV/m	dB	dBuV	dB/m	dB	dB	dB	cm	deg																																																																																
1	2339.12	44.63	54.00	-9.37	32.65	31.66	6.52	32.20	6.00	101	155	AVERAGE																																																																														
Limit	Over	Read	Ant	Cable	Preamp	Aux	APos	TPos	Remark																																																																																	
Freq	Level	Line	Limit	Level	Factor	Loss	Factor	Factor																																																																																		
MHz	dBuV/m	dBuV/m	dB	dBuV	dB/m	dB	dB	dB	cm	deg																																																																																
1	2404.00	93.83	-----	-----	81.58	31.81	6.62	32.18	6.00	101	155	AVERAGE																																																																														



Mode	4																																																																																							
	Band Edge																																																																																							
	2400-2483.5_Bluetooth-LE_GSKF_CH1_2404MHz																																																																																							
ANT	6																																																																																							
Pol.	Vertical	Fundamental																																																																																						
Peak	<table border="1"> <thead> <tr> <th>Limit</th> <th>Over</th> <th>Read</th> <th>Ant</th> <th>Cable</th> <th>Preamp</th> <th>Aux</th> <th>APos</th> <th>TPos</th> </tr> <tr> <th>Freq</th> <th>Level</th> <th>Line</th> <th>Limit</th> <th>Level</th> <th>Factor</th> <th>Loss</th> <th>Factor</th> <th>Factor</th> <th>Remark</th> </tr> <tr> <th>MHz</th> <th>dBuV/m</th> <th>dBuV/m</th> <th>dB</th> <th>dBuV</th> <th>dB/m</th> <th>dB</th> <th>dB</th> <th>dB</th> <th>cm</th> <th>deg</th> </tr> </thead> <tbody> <tr> <td>1</td> <td>2368.50</td> <td>54.81</td> <td>74.00</td> <td>-19.19</td> <td>42.69</td> <td>31.74</td> <td>6.57</td> <td>32.19</td> <td>6.00</td> <td>255</td> <td>104</td> <td>PEAK</td> </tr> </tbody> </table>	Limit	Over	Read	Ant	Cable	Preamp	Aux	APos	TPos	Freq	Level	Line	Limit	Level	Factor	Loss	Factor	Factor	Remark	MHz	dBuV/m	dBuV/m	dB	dBuV	dB/m	dB	dB	dB	cm	deg	1	2368.50	54.81	74.00	-19.19	42.69	31.74	6.57	32.19	6.00	255	104	PEAK	<table border="1"> <thead> <tr> <th>Limit</th> <th>Over</th> <th>Read</th> <th>Ant</th> <th>Cable</th> <th>Preamp</th> <th>Aux</th> <th>APos</th> <th>TPos</th> </tr> <tr> <th>Freq</th> <th>Level</th> <th>Line</th> <th>Limit</th> <th>Level</th> <th>Factor</th> <th>Loss</th> <th>Factor</th> <th>Factor</th> <th>Remark</th> </tr> <tr> <th>MHz</th> <th>dBuV/m</th> <th>dBuV/m</th> <th>dB</th> <th>dBuV</th> <th>dB/m</th> <th>dB</th> <th>dB</th> <th>dB</th> <th>cm</th> <th>deg</th> </tr> </thead> <tbody> <tr> <td>1</td> <td>2404.00</td> <td>94.29</td> <td>-----</td> <td>-----</td> <td>82.04</td> <td>31.81</td> <td>6.62</td> <td>32.18</td> <td>6.00</td> <td>255</td> <td>104</td> <td>PEAK</td> </tr> </tbody> </table>	Limit	Over	Read	Ant	Cable	Preamp	Aux	APos	TPos	Freq	Level	Line	Limit	Level	Factor	Loss	Factor	Factor	Remark	MHz	dBuV/m	dBuV/m	dB	dBuV	dB/m	dB	dB	dB	cm	deg	1	2404.00	94.29	-----	-----	82.04	31.81	6.62	32.18	6.00	255	104	PEAK
	Limit	Over	Read	Ant	Cable	Preamp	Aux	APos	TPos																																																																															
Freq	Level	Line	Limit	Level	Factor	Loss	Factor	Factor	Remark																																																																															
MHz	dBuV/m	dBuV/m	dB	dBuV	dB/m	dB	dB	dB	cm	deg																																																																														
1	2368.50	54.81	74.00	-19.19	42.69	31.74	6.57	32.19	6.00	255	104	PEAK																																																																												
Limit	Over	Read	Ant	Cable	Preamp	Aux	APos	TPos																																																																																
Freq	Level	Line	Limit	Level	Factor	Loss	Factor	Factor	Remark																																																																															
MHz	dBuV/m	dBuV/m	dB	dBuV	dB/m	dB	dB	dB	cm	deg																																																																														
1	2404.00	94.29	-----	-----	82.04	31.81	6.62	32.18	6.00	255	104	PEAK																																																																												
Avg	<table border="1"> <thead> <tr> <th>Limit</th> <th>Over</th> <th>Read</th> <th>Ant</th> <th>Cable</th> <th>Preamp</th> <th>Aux</th> <th>APos</th> <th>TPos</th> </tr> <tr> <th>Freq</th> <th>Level</th> <th>Line</th> <th>Limit</th> <th>Level</th> <th>Factor</th> <th>Loss</th> <th>Factor</th> <th>Factor</th> <th>Remark</th> </tr> <tr> <th>MHz</th> <th>dBuV/m</th> <th>dBuV/m</th> <th>dB</th> <th>dBuV</th> <th>dB/m</th> <th>dB</th> <th>dB</th> <th>dB</th> <th>cm</th> <th>deg</th> </tr> </thead> <tbody> <tr> <td>1</td> <td>2368.89</td> <td>44.91</td> <td>54.00</td> <td>-9.09</td> <td>32.79</td> <td>31.74</td> <td>6.57</td> <td>32.19</td> <td>6.00</td> <td>255</td> <td>104</td> <td>AVERAGE</td> </tr> </tbody> </table>	Limit	Over	Read	Ant	Cable	Preamp	Aux	APos	TPos	Freq	Level	Line	Limit	Level	Factor	Loss	Factor	Factor	Remark	MHz	dBuV/m	dBuV/m	dB	dBuV	dB/m	dB	dB	dB	cm	deg	1	2368.89	44.91	54.00	-9.09	32.79	31.74	6.57	32.19	6.00	255	104	AVERAGE	<table border="1"> <thead> <tr> <th>Limit</th> <th>Over</th> <th>Read</th> <th>Ant</th> <th>Cable</th> <th>Preamp</th> <th>Aux</th> <th>APos</th> <th>TPos</th> </tr> <tr> <th>Freq</th> <th>Level</th> <th>Line</th> <th>Limit</th> <th>Level</th> <th>Factor</th> <th>Loss</th> <th>Factor</th> <th>Factor</th> <th>Remark</th> </tr> <tr> <th>MHz</th> <th>dBuV/m</th> <th>dBuV/m</th> <th>dB</th> <th>dBuV</th> <th>dB/m</th> <th>dB</th> <th>dB</th> <th>dB</th> <th>cm</th> <th>deg</th> </tr> </thead> <tbody> <tr> <td>1</td> <td>2404.00</td> <td>92.02</td> <td>-----</td> <td>-----</td> <td>79.77</td> <td>31.81</td> <td>6.62</td> <td>32.18</td> <td>6.00</td> <td>255</td> <td>104</td> <td>AVERAGE</td> </tr> </tbody> </table>	Limit	Over	Read	Ant	Cable	Preamp	Aux	APos	TPos	Freq	Level	Line	Limit	Level	Factor	Loss	Factor	Factor	Remark	MHz	dBuV/m	dBuV/m	dB	dBuV	dB/m	dB	dB	dB	cm	deg	1	2404.00	92.02	-----	-----	79.77	31.81	6.62	32.18	6.00	255	104	AVERAGE
	Limit	Over	Read	Ant	Cable	Preamp	Aux	APos	TPos																																																																															
Freq	Level	Line	Limit	Level	Factor	Loss	Factor	Factor	Remark																																																																															
MHz	dBuV/m	dBuV/m	dB	dBuV	dB/m	dB	dB	dB	cm	deg																																																																														
1	2368.89	44.91	54.00	-9.09	32.79	31.74	6.57	32.19	6.00	255	104	AVERAGE																																																																												
Limit	Over	Read	Ant	Cable	Preamp	Aux	APos	TPos																																																																																
Freq	Level	Line	Limit	Level	Factor	Loss	Factor	Factor	Remark																																																																															
MHz	dBuV/m	dBuV/m	dB	dBuV	dB/m	dB	dB	dB	cm	deg																																																																														
1	2404.00	92.02	-----	-----	79.77	31.81	6.62	32.18	6.00	255	104	AVERAGE																																																																												



Mode	4																																																																																																																			
	Harmonic																																																																																																																			
	2400-2483.5_Bluetooth-LE_GSKF_CH1_2404MHz																																																																																																																			
ANT	6																																																																																																																			
Pol.	Horizontal	Vertical																																																																																																																		
Peak Avg	<table border="1"> <thead> <tr> <th>Limit</th> <th>Over</th> <th>Read</th> <th>Ant</th> <th>Cable</th> <th>Preamp</th> <th>Aux</th> <th>APos</th> <th>TPos</th> <th>Remark</th> </tr> <tr> <th>Freq</th> <th>Level</th> <th>Line</th> <th>Limit</th> <th>Level</th> <th>Factor</th> <th>Loss</th> <th>Factor</th> <th>Factor</th> <th></th> </tr> <tr> <th>MHz</th> <th>dBuV/m</th> <th>dBuV/m</th> <th>dB</th> <th>dBuV</th> <th>dB/m</th> <th>dB</th> <th>dB</th> <th>dB</th> <th>cm</th> <th>deg</th> </tr> </thead> <tbody> <tr> <td>1</td> <td>4808.00</td> <td>41.66</td> <td>74.00</td> <td>-32.34</td> <td>59.17</td> <td>34.32</td> <td>9.45</td> <td>61.28</td> <td>0.00</td> <td>---</td> <td>---</td> <td>PEAK</td> </tr> <tr> <td>2</td> <td>5982.00</td> <td>49.61</td> <td>74.34</td> <td>-24.73</td> <td>64.50</td> <td>35.26</td> <td>10.57</td> <td>60.72</td> <td>0.00</td> <td>---</td> <td>---</td> <td>Peak</td> </tr> </tbody> </table>	Limit	Over	Read	Ant	Cable	Preamp	Aux	APos	TPos	Remark	Freq	Level	Line	Limit	Level	Factor	Loss	Factor	Factor		MHz	dBuV/m	dBuV/m	dB	dBuV	dB/m	dB	dB	dB	cm	deg	1	4808.00	41.66	74.00	-32.34	59.17	34.32	9.45	61.28	0.00	---	---	PEAK	2	5982.00	49.61	74.34	-24.73	64.50	35.26	10.57	60.72	0.00	---	---	Peak	<table border="1"> <thead> <tr> <th>Limit</th> <th>Over</th> <th>Read</th> <th>Ant</th> <th>Cable</th> <th>Preamp</th> <th>Aux</th> <th>APos</th> <th>TPos</th> <th>Remark</th> </tr> <tr> <th>Freq</th> <th>Level</th> <th>Line</th> <th>Limit</th> <th>Level</th> <th>Factor</th> <th>Loss</th> <th>Factor</th> <th>Factor</th> <th></th> </tr> <tr> <th>MHz</th> <th>dBuV/m</th> <th>dBuV/m</th> <th>dB</th> <th>dBuV</th> <th>dB/m</th> <th>dB</th> <th>dB</th> <th>dB</th> <th>cm</th> <th>deg</th> </tr> </thead> <tbody> <tr> <td>1</td> <td>4808.00</td> <td>41.98</td> <td>74.00</td> <td>-32.02</td> <td>59.49</td> <td>34.32</td> <td>9.45</td> <td>61.28</td> <td>0.00</td> <td>---</td> <td>---</td> <td>PEAK</td> </tr> <tr> <td>2</td> <td>6010.50</td> <td>48.26</td> <td>70.35</td> <td>-22.09</td> <td>63.08</td> <td>35.32</td> <td>10.59</td> <td>60.73</td> <td>0.00</td> <td>---</td> <td>---</td> <td>Peak</td> </tr> </tbody> </table>	Limit	Over	Read	Ant	Cable	Preamp	Aux	APos	TPos	Remark	Freq	Level	Line	Limit	Level	Factor	Loss	Factor	Factor		MHz	dBuV/m	dBuV/m	dB	dBuV	dB/m	dB	dB	dB	cm	deg	1	4808.00	41.98	74.00	-32.02	59.49	34.32	9.45	61.28	0.00	---	---	PEAK	2	6010.50	48.26	70.35	-22.09	63.08	35.32	10.59	60.73	0.00	---	---	Peak
	Limit	Over	Read	Ant	Cable	Preamp	Aux	APos	TPos	Remark																																																																																																										
Freq	Level	Line	Limit	Level	Factor	Loss	Factor	Factor																																																																																																												
MHz	dBuV/m	dBuV/m	dB	dBuV	dB/m	dB	dB	dB	cm	deg																																																																																																										
1	4808.00	41.66	74.00	-32.34	59.17	34.32	9.45	61.28	0.00	---	---	PEAK																																																																																																								
2	5982.00	49.61	74.34	-24.73	64.50	35.26	10.57	60.72	0.00	---	---	Peak																																																																																																								
Limit	Over	Read	Ant	Cable	Preamp	Aux	APos	TPos	Remark																																																																																																											
Freq	Level	Line	Limit	Level	Factor	Loss	Factor	Factor																																																																																																												
MHz	dBuV/m	dBuV/m	dB	dBuV	dB/m	dB	dB	dB	cm	deg																																																																																																										
1	4808.00	41.98	74.00	-32.02	59.49	34.32	9.45	61.28	0.00	---	---	PEAK																																																																																																								
2	6010.50	48.26	70.35	-22.09	63.08	35.32	10.59	60.73	0.00	---	---	Peak																																																																																																								



Mode	5																																																																																																																																												
	Harmonic																																																																																																																																												
	2400-2483.5_Bluetooth-LE_GSKF_CH19_2440MHz																																																																																																																																												
ANT	6																																																																																																																																												
Pol.	Horizontal	Vertical																																																																																																																																											
Peak Avg																																																																																																																																													
	<table border="1"> <thead> <tr> <th>Limit</th> <th>Over</th> <th>Read</th> <th>Ant</th> <th>Cable</th> <th>Preamp</th> <th>Aux</th> <th>APos</th> <th>TPos</th> <th>Remark</th> </tr> <tr> <th>Freq</th> <th>Level</th> <th>Line</th> <th>Limit</th> <th>Level</th> <th>Factor</th> <th>Loss</th> <th>Factor</th> <th>Factor</th> <th></th> </tr> <tr> <th>MHz</th> <th>dBuV/m</th> <th>dBuV/m</th> <th>dB</th> <th>dBuV</th> <th>dB/m</th> <th>dB</th> <th>dB</th> <th>dB</th> <th>cm</th> <th>deg</th> </tr> </thead> <tbody> <tr> <td>1</td> <td>4880.00</td> <td>41.37</td> <td>74.00</td> <td>-32.63</td> <td>58.72</td> <td>34.34</td> <td>9.53</td> <td>61.22</td> <td>0.00</td> <td>---</td> <td>---</td> <td>PEAK</td> </tr> <tr> <td>2</td> <td>6100.50</td> <td>48.09</td> <td>72.32</td> <td>-24.23</td> <td>62.69</td> <td>35.50</td> <td>10.67</td> <td>60.77</td> <td>0.00</td> <td>---</td> <td>---</td> <td>Peak</td> </tr> <tr> <td>3</td> <td>7320.00</td> <td>44.38</td> <td>74.00</td> <td>-29.62</td> <td>57.64</td> <td>35.80</td> <td>11.69</td> <td>60.75</td> <td>0.00</td> <td>---</td> <td>---</td> <td>PEAK</td> </tr> </tbody> </table>	Limit	Over	Read	Ant	Cable	Preamp	Aux	APos	TPos	Remark	Freq	Level	Line	Limit	Level	Factor	Loss	Factor	Factor		MHz	dBuV/m	dBuV/m	dB	dBuV	dB/m	dB	dB	dB	cm	deg	1	4880.00	41.37	74.00	-32.63	58.72	34.34	9.53	61.22	0.00	---	---	PEAK	2	6100.50	48.09	72.32	-24.23	62.69	35.50	10.67	60.77	0.00	---	---	Peak	3	7320.00	44.38	74.00	-29.62	57.64	35.80	11.69	60.75	0.00	---	---	PEAK	<table border="1"> <thead> <tr> <th>Limit</th> <th>Over</th> <th>Read</th> <th>Ant</th> <th>Cable</th> <th>Preamp</th> <th>Aux</th> <th>APos</th> <th>TPos</th> <th>Remark</th> </tr> <tr> <th>Freq</th> <th>Level</th> <th>Line</th> <th>Limit</th> <th>Level</th> <th>Factor</th> <th>Loss</th> <th>Factor</th> <th>Factor</th> <th></th> </tr> <tr> <th>MHz</th> <th>dBuV/m</th> <th>dBuV/m</th> <th>dB</th> <th>dBuV</th> <th>dB/m</th> <th>dB</th> <th>dB</th> <th>dB</th> <th>cm</th> <th>deg</th> </tr> </thead> <tbody> <tr> <td>1</td> <td>4880.00</td> <td>41.47</td> <td>74.00</td> <td>-32.53</td> <td>58.82</td> <td>34.34</td> <td>9.53</td> <td>61.22</td> <td>0.00</td> <td>---</td> <td>---</td> <td>PEAK</td> </tr> <tr> <td>2</td> <td>6100.50</td> <td>47.14</td> <td>69.13</td> <td>-21.99</td> <td>61.74</td> <td>35.50</td> <td>10.67</td> <td>60.77</td> <td>0.00</td> <td>---</td> <td>---</td> <td>Peak</td> </tr> <tr> <td>3</td> <td>7320.00</td> <td>44.32</td> <td>74.00</td> <td>-29.68</td> <td>57.58</td> <td>35.80</td> <td>11.69</td> <td>60.75</td> <td>0.00</td> <td>---</td> <td>---</td> <td>PEAK</td> </tr> </tbody> </table>	Limit	Over	Read	Ant	Cable	Preamp	Aux	APos	TPos	Remark	Freq	Level	Line	Limit	Level	Factor	Loss	Factor	Factor		MHz	dBuV/m	dBuV/m	dB	dBuV	dB/m	dB	dB	dB	cm	deg	1	4880.00	41.47	74.00	-32.53	58.82	34.34	9.53	61.22	0.00	---	---	PEAK	2	6100.50	47.14	69.13	-21.99	61.74	35.50	10.67	60.77	0.00	---	---	Peak	3	7320.00	44.32	74.00	-29.68	57.58	35.80	11.69	60.75	0.00	---	---
Limit	Over	Read	Ant	Cable	Preamp	Aux	APos	TPos	Remark																																																																																																																																				
Freq	Level	Line	Limit	Level	Factor	Loss	Factor	Factor																																																																																																																																					
MHz	dBuV/m	dBuV/m	dB	dBuV	dB/m	dB	dB	dB	cm	deg																																																																																																																																			
1	4880.00	41.37	74.00	-32.63	58.72	34.34	9.53	61.22	0.00	---	---	PEAK																																																																																																																																	
2	6100.50	48.09	72.32	-24.23	62.69	35.50	10.67	60.77	0.00	---	---	Peak																																																																																																																																	
3	7320.00	44.38	74.00	-29.62	57.64	35.80	11.69	60.75	0.00	---	---	PEAK																																																																																																																																	
Limit	Over	Read	Ant	Cable	Preamp	Aux	APos	TPos	Remark																																																																																																																																				
Freq	Level	Line	Limit	Level	Factor	Loss	Factor	Factor																																																																																																																																					
MHz	dBuV/m	dBuV/m	dB	dBuV	dB/m	dB	dB	dB	cm	deg																																																																																																																																			
1	4880.00	41.47	74.00	-32.53	58.82	34.34	9.53	61.22	0.00	---	---	PEAK																																																																																																																																	
2	6100.50	47.14	69.13	-21.99	61.74	35.50	10.67	60.77	0.00	---	---	Peak																																																																																																																																	
3	7320.00	44.32	74.00	-29.68	57.58	35.80	11.69	60.75	0.00	---	---	PEAK																																																																																																																																	



Mode	6																																																																																					
	Band Edge																																																																																					
	2400-2483.5_Bluetooth-LE_GSKF_CH38_2478MHz																																																																																					
ANT	6																																																																																					
Pol.	Horizontal	Fundamental																																																																																				
Peak	<table border="1"> <thead> <tr> <th>Limit</th> <th>Over</th> <th>Read</th> <th>Ant</th> <th>Cable</th> <th>Preamp</th> <th>Aux</th> <th>APos</th> <th>TPos</th> </tr> <tr> <th>Freq</th> <th>Level</th> <th>Line</th> <th>Limit</th> <th>Level</th> <th>Factor</th> <th>Loss</th> <th>Factor</th> <th>Factor</th> <th>Remark</th> </tr> <tr> <th>MHz</th> <th>dBuV/m</th> <th>dBuV/m</th> <th>dB</th> <th>dBuV</th> <th>dB/m</th> <th>dB</th> <th>dB</th> <th>cm</th> <th>deg</th> </tr> </thead> <tbody> <tr> <td>1</td> <td>2497.24</td> <td>55.30</td> <td>74.00</td> <td>-18.70</td> <td>42.80</td> <td>31.99</td> <td>6.75</td> <td>32.24</td> <td>6.00</td> <td>100</td> <td>25</td> <td>PEAK</td> </tr> </tbody> </table>	Limit	Over	Read	Ant	Cable	Preamp	Aux	APos	TPos	Freq	Level	Line	Limit	Level	Factor	Loss	Factor	Factor	Remark	MHz	dBuV/m	dBuV/m	dB	dBuV	dB/m	dB	dB	cm	deg	1	2497.24	55.30	74.00	-18.70	42.80	31.99	6.75	32.24	6.00	100	25	PEAK	<table border="1"> <thead> <tr> <th>Limit</th> <th>Over</th> <th>Read</th> <th>Ant</th> <th>Cable</th> <th>Preamp</th> <th>Aux</th> <th>APos</th> <th>TPos</th> </tr> <tr> <th>Freq</th> <th>Level</th> <th>Line</th> <th>Limit</th> <th>Level</th> <th>Factor</th> <th>Loss</th> <th>Factor</th> <th>Factor</th> <th>Remark</th> </tr> <tr> <th>MHz</th> <th>dBuV/m</th> <th>dBuV/m</th> <th>dB</th> <th>dBuV</th> <th>dB/m</th> <th>dB</th> <th>dB</th> <th>cm</th> <th>deg</th> </tr> </thead> <tbody> <tr> <td>1</td> <td>2478.00</td> <td>92.68</td> <td>74.00</td> <td>18.68</td> <td>42.80</td> <td>31.96</td> <td>6.73</td> <td>32.23</td> <td>6.00</td> <td>100</td> <td>25</td> <td>PEAK</td> </tr> </tbody> </table>	Limit	Over	Read	Ant	Cable	Preamp	Aux	APos	TPos	Freq	Level	Line	Limit	Level	Factor	Loss	Factor	Factor	Remark	MHz	dBuV/m	dBuV/m	dB	dBuV	dB/m	dB	dB	cm	deg	1	2478.00	92.68	74.00	18.68	42.80	31.96	6.73	32.23	6.00	100	25	PEAK
Limit	Over	Read	Ant	Cable	Preamp	Aux	APos	TPos																																																																														
Freq	Level	Line	Limit	Level	Factor	Loss	Factor	Factor	Remark																																																																													
MHz	dBuV/m	dBuV/m	dB	dBuV	dB/m	dB	dB	cm	deg																																																																													
1	2497.24	55.30	74.00	-18.70	42.80	31.99	6.75	32.24	6.00	100	25	PEAK																																																																										
Limit	Over	Read	Ant	Cable	Preamp	Aux	APos	TPos																																																																														
Freq	Level	Line	Limit	Level	Factor	Loss	Factor	Factor	Remark																																																																													
MHz	dBuV/m	dBuV/m	dB	dBuV	dB/m	dB	dB	cm	deg																																																																													
1	2478.00	92.68	74.00	18.68	42.80	31.96	6.73	32.23	6.00	100	25	PEAK																																																																										
Avg	<table border="1"> <thead> <tr> <th>Limit</th> <th>Over</th> <th>Read</th> <th>Ant</th> <th>Cable</th> <th>Preamp</th> <th>Aux</th> <th>APos</th> <th>TPos</th> </tr> <tr> <th>Freq</th> <th>Level</th> <th>Line</th> <th>Limit</th> <th>Level</th> <th>Factor</th> <th>Loss</th> <th>Factor</th> <th>Factor</th> <th>Remark</th> </tr> <tr> <th>MHz</th> <th>dBuV/m</th> <th>dBuV/m</th> <th>dB</th> <th>dBuV</th> <th>dB/m</th> <th>dB</th> <th>dB</th> <th>cm</th> <th>deg</th> </tr> </thead> <tbody> <tr> <td>1</td> <td>2486.74</td> <td>45.09</td> <td>54.00</td> <td>-8.91</td> <td>32.62</td> <td>31.97</td> <td>6.74</td> <td>32.24</td> <td>6.00</td> <td>100</td> <td>25</td> <td>AVERAGE</td> </tr> </tbody> </table>	Limit	Over	Read	Ant	Cable	Preamp	Aux	APos	TPos	Freq	Level	Line	Limit	Level	Factor	Loss	Factor	Factor	Remark	MHz	dBuV/m	dBuV/m	dB	dBuV	dB/m	dB	dB	cm	deg	1	2486.74	45.09	54.00	-8.91	32.62	31.97	6.74	32.24	6.00	100	25	AVERAGE	<table border="1"> <thead> <tr> <th>Limit</th> <th>Over</th> <th>Read</th> <th>Ant</th> <th>Cable</th> <th>Preamp</th> <th>Aux</th> <th>APos</th> <th>TPos</th> </tr> <tr> <th>Freq</th> <th>Level</th> <th>Line</th> <th>Limit</th> <th>Level</th> <th>Factor</th> <th>Loss</th> <th>Factor</th> <th>Factor</th> <th>Remark</th> </tr> <tr> <th>MHz</th> <th>dBuV/m</th> <th>dBuV/m</th> <th>dB</th> <th>dBuV</th> <th>dB/m</th> <th>dB</th> <th>dB</th> <th>cm</th> <th>deg</th> </tr> </thead> <tbody> <tr> <td>1</td> <td>2478.00</td> <td>90.54</td> <td>54.00</td> <td>36.54</td> <td>32.62</td> <td>31.96</td> <td>6.73</td> <td>32.23</td> <td>6.00</td> <td>100</td> <td>25</td> <td>AVERAGE</td> </tr> </tbody> </table>	Limit	Over	Read	Ant	Cable	Preamp	Aux	APos	TPos	Freq	Level	Line	Limit	Level	Factor	Loss	Factor	Factor	Remark	MHz	dBuV/m	dBuV/m	dB	dBuV	dB/m	dB	dB	cm	deg	1	2478.00	90.54	54.00	36.54	32.62	31.96	6.73	32.23	6.00	100	25	AVERAGE
Limit	Over	Read	Ant	Cable	Preamp	Aux	APos	TPos																																																																														
Freq	Level	Line	Limit	Level	Factor	Loss	Factor	Factor	Remark																																																																													
MHz	dBuV/m	dBuV/m	dB	dBuV	dB/m	dB	dB	cm	deg																																																																													
1	2486.74	45.09	54.00	-8.91	32.62	31.97	6.74	32.24	6.00	100	25	AVERAGE																																																																										
Limit	Over	Read	Ant	Cable	Preamp	Aux	APos	TPos																																																																														
Freq	Level	Line	Limit	Level	Factor	Loss	Factor	Factor	Remark																																																																													
MHz	dBuV/m	dBuV/m	dB	dBuV	dB/m	dB	dB	cm	deg																																																																													
1	2478.00	90.54	54.00	36.54	32.62	31.96	6.73	32.23	6.00	100	25	AVERAGE																																																																										

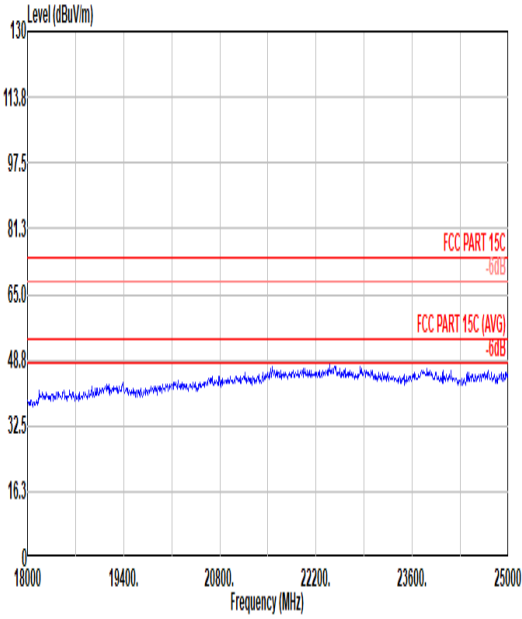
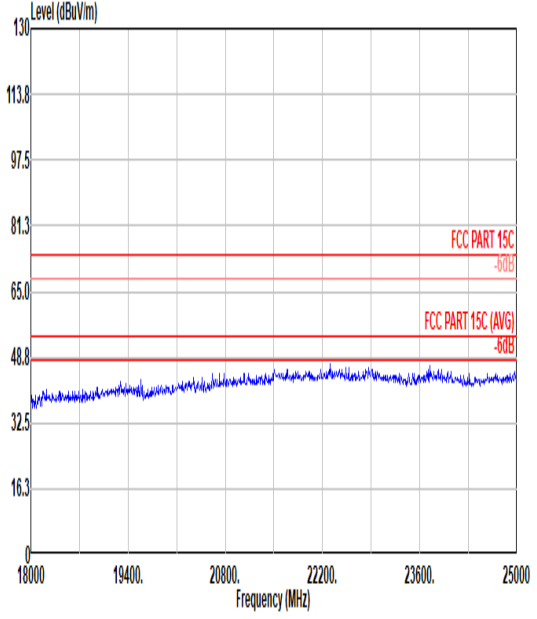


Mode	6																																																																																							
	Band Edge																																																																																							
	2400-2483.5_Bluetooth-LE_GSKF_CH38_2478MHz																																																																																							
ANT	6																																																																																							
Pol.	Vertical	Fundamental																																																																																						
Peak	<table border="1"> <thead> <tr> <th>Limit</th> <th>Over</th> <th>Read</th> <th>Ant</th> <th>Cable</th> <th>Preamp</th> <th>Aux</th> <th>APos</th> <th>TPos</th> <th>Remark</th> </tr> <tr> <th>Freq</th> <th>Level</th> <th>Line</th> <th>Limit</th> <th>Level</th> <th>Factor</th> <th>Loss</th> <th>Factor</th> <th>Factor</th> <th></th> </tr> <tr> <th>MHz</th> <th>dBuV/m</th> <th>dBuV/m</th> <th>dB</th> <th>dBuV</th> <th>dB/m</th> <th>dB</th> <th>dB</th> <th>dB</th> <th>cm</th> <th>deg</th> </tr> </thead> <tbody> <tr> <td>1</td> <td>2494.54</td> <td>55.05</td> <td>74.00</td> <td>-18.95</td> <td>42.55</td> <td>31.99</td> <td>6.75</td> <td>32.24</td> <td>6.00</td> <td>229</td> <td>96 PEAK</td> </tr> </tbody> </table>	Limit	Over	Read	Ant	Cable	Preamp	Aux	APos	TPos	Remark	Freq	Level	Line	Limit	Level	Factor	Loss	Factor	Factor		MHz	dBuV/m	dBuV/m	dB	dBuV	dB/m	dB	dB	dB	cm	deg	1	2494.54	55.05	74.00	-18.95	42.55	31.99	6.75	32.24	6.00	229	96 PEAK	<table border="1"> <thead> <tr> <th>Limit</th> <th>Over</th> <th>Read</th> <th>Ant</th> <th>Cable</th> <th>Preamp</th> <th>Aux</th> <th>APos</th> <th>TPos</th> <th>Remark</th> </tr> <tr> <th>Freq</th> <th>Level</th> <th>Line</th> <th>Limit</th> <th>Level</th> <th>Factor</th> <th>Loss</th> <th>Factor</th> <th>Factor</th> <th></th> </tr> <tr> <th>MHz</th> <th>dBuV/m</th> <th>dBuV/m</th> <th>dB</th> <th>dBuV</th> <th>dB/m</th> <th>dB</th> <th>dB</th> <th>dB</th> <th>cm</th> <th>deg</th> </tr> </thead> <tbody> <tr> <td>1</td> <td>2478.00</td> <td>90.78</td> <td>74.00</td> <td>16.78</td> <td>78.32</td> <td>31.96</td> <td>6.73</td> <td>32.23</td> <td>6.00</td> <td>229</td> <td>96 PEAK</td> </tr> </tbody> </table>	Limit	Over	Read	Ant	Cable	Preamp	Aux	APos	TPos	Remark	Freq	Level	Line	Limit	Level	Factor	Loss	Factor	Factor		MHz	dBuV/m	dBuV/m	dB	dBuV	dB/m	dB	dB	dB	cm	deg	1	2478.00	90.78	74.00	16.78	78.32	31.96	6.73	32.23	6.00	229	96 PEAK
	Limit	Over	Read	Ant	Cable	Preamp	Aux	APos	TPos	Remark																																																																														
Freq	Level	Line	Limit	Level	Factor	Loss	Factor	Factor																																																																																
MHz	dBuV/m	dBuV/m	dB	dBuV	dB/m	dB	dB	dB	cm	deg																																																																														
1	2494.54	55.05	74.00	-18.95	42.55	31.99	6.75	32.24	6.00	229	96 PEAK																																																																													
Limit	Over	Read	Ant	Cable	Preamp	Aux	APos	TPos	Remark																																																																															
Freq	Level	Line	Limit	Level	Factor	Loss	Factor	Factor																																																																																
MHz	dBuV/m	dBuV/m	dB	dBuV	dB/m	dB	dB	dB	cm	deg																																																																														
1	2478.00	90.78	74.00	16.78	78.32	31.96	6.73	32.23	6.00	229	96 PEAK																																																																													
Avg	<table border="1"> <thead> <tr> <th>Limit</th> <th>Over</th> <th>Read</th> <th>Ant</th> <th>Cable</th> <th>Preamp</th> <th>Aux</th> <th>APos</th> <th>TPos</th> <th>Remark</th> </tr> <tr> <th>Freq</th> <th>Level</th> <th>Line</th> <th>Limit</th> <th>Level</th> <th>Factor</th> <th>Loss</th> <th>Factor</th> <th>Factor</th> <th></th> </tr> <tr> <th>MHz</th> <th>dBuV/m</th> <th>dBuV/m</th> <th>dB</th> <th>dBuV</th> <th>dB/m</th> <th>dB</th> <th>dB</th> <th>dB</th> <th>cm</th> <th>deg</th> </tr> </thead> <tbody> <tr> <td>1</td> <td>2498.44</td> <td>44.89</td> <td>54.00</td> <td>-9.11</td> <td>32.38</td> <td>32.00</td> <td>6.75</td> <td>32.24</td> <td>6.00</td> <td>229</td> <td>96 AVERAGE</td> </tr> </tbody> </table>	Limit	Over	Read	Ant	Cable	Preamp	Aux	APos	TPos	Remark	Freq	Level	Line	Limit	Level	Factor	Loss	Factor	Factor		MHz	dBuV/m	dBuV/m	dB	dBuV	dB/m	dB	dB	dB	cm	deg	1	2498.44	44.89	54.00	-9.11	32.38	32.00	6.75	32.24	6.00	229	96 AVERAGE	<table border="1"> <thead> <tr> <th>Limit</th> <th>Over</th> <th>Read</th> <th>Ant</th> <th>Cable</th> <th>Preamp</th> <th>Aux</th> <th>APos</th> <th>TPos</th> <th>Remark</th> </tr> <tr> <th>Freq</th> <th>Level</th> <th>Line</th> <th>Limit</th> <th>Level</th> <th>Factor</th> <th>Loss</th> <th>Factor</th> <th>Factor</th> <th></th> </tr> <tr> <th>MHz</th> <th>dBuV/m</th> <th>dBuV/m</th> <th>dB</th> <th>dBuV</th> <th>dB/m</th> <th>dB</th> <th>dB</th> <th>dB</th> <th>cm</th> <th>deg</th> </tr> </thead> <tbody> <tr> <td>1</td> <td>2478.00</td> <td>88.30</td> <td>54.00</td> <td>34.30</td> <td>75.84</td> <td>31.96</td> <td>6.73</td> <td>32.23</td> <td>6.00</td> <td>229</td> <td>96 AVERAGE</td> </tr> </tbody> </table>	Limit	Over	Read	Ant	Cable	Preamp	Aux	APos	TPos	Remark	Freq	Level	Line	Limit	Level	Factor	Loss	Factor	Factor		MHz	dBuV/m	dBuV/m	dB	dBuV	dB/m	dB	dB	dB	cm	deg	1	2478.00	88.30	54.00	34.30	75.84	31.96	6.73	32.23	6.00	229	96 AVERAGE
	Limit	Over	Read	Ant	Cable	Preamp	Aux	APos	TPos	Remark																																																																														
Freq	Level	Line	Limit	Level	Factor	Loss	Factor	Factor																																																																																
MHz	dBuV/m	dBuV/m	dB	dBuV	dB/m	dB	dB	dB	cm	deg																																																																														
1	2498.44	44.89	54.00	-9.11	32.38	32.00	6.75	32.24	6.00	229	96 AVERAGE																																																																													
Limit	Over	Read	Ant	Cable	Preamp	Aux	APos	TPos	Remark																																																																															
Freq	Level	Line	Limit	Level	Factor	Loss	Factor	Factor																																																																																
MHz	dBuV/m	dBuV/m	dB	dBuV	dB/m	dB	dB	dB	cm	deg																																																																														
1	2478.00	88.30	54.00	34.30	75.84	31.96	6.73	32.23	6.00	229	96 AVERAGE																																																																													

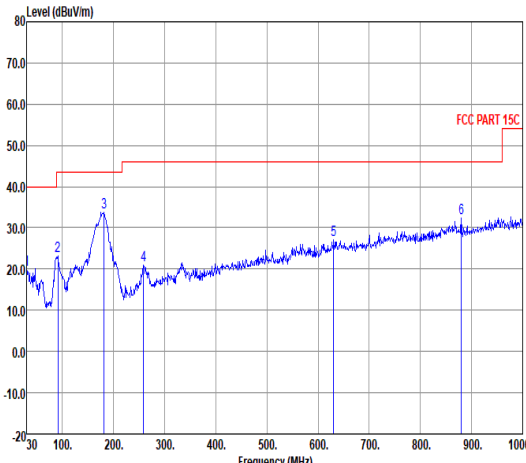
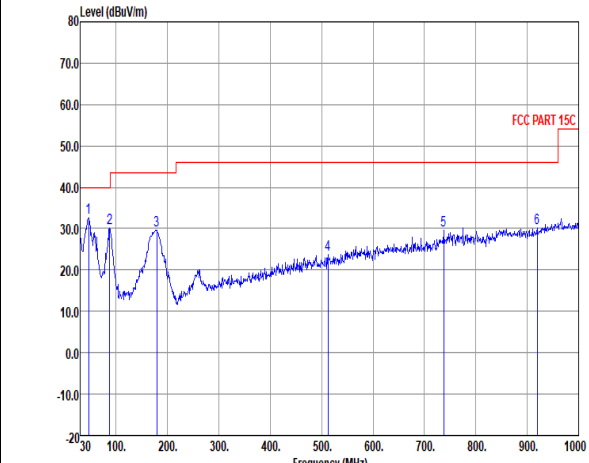


Mode	6																																																																																																																																												
	Harmonic																																																																																																																																												
	2400-2483.5_Bluetooth-LE_GSKF_CH38_2478MHz																																																																																																																																												
ANT	6																																																																																																																																												
Pol.	Horizontal	Vertical																																																																																																																																											
Peak Avg																																																																																																																																													
	<table border="1"> <thead> <tr> <th>Limit</th> <th>Over</th> <th>Read</th> <th>Ant</th> <th>Cable</th> <th>Preamp</th> <th>Aux</th> <th>APos</th> <th>TPos</th> <th>Remark</th> </tr> <tr> <th>Freq</th> <th>Level</th> <th>Line</th> <th>Limit</th> <th>Level</th> <th>Factor</th> <th>Loss</th> <th>Factor</th> <th>Factor</th> <th></th> </tr> <tr> <th>MHz</th> <th>dBuV/m</th> <th>dBuV/m</th> <th>dB</th> <th>dBuV</th> <th>dB/m</th> <th>dB</th> <th>dB</th> <th>dB</th> <th>cm</th> <th>deg</th> </tr> </thead> <tbody> <tr> <td>1</td> <td>4956.00</td> <td>41.95</td> <td>74.00</td> <td>-32.05</td> <td>59.26</td> <td>34.24</td> <td>9.61</td> <td>61.16</td> <td>0.00</td> <td>---</td> <td>---</td> <td>PEAK</td> </tr> <tr> <td>2</td> <td>6195.00</td> <td>48.14</td> <td>70.46</td> <td>-22.32</td> <td>62.71</td> <td>35.50</td> <td>10.74</td> <td>60.81</td> <td>0.00</td> <td>---</td> <td>---</td> <td>Peak</td> </tr> <tr> <td>3</td> <td>7434.00</td> <td>44.12</td> <td>74.00</td> <td>-29.88</td> <td>57.72</td> <td>35.63</td> <td>11.77</td> <td>61.00</td> <td>0.00</td> <td>---</td> <td>---</td> <td>PEAK</td> </tr> </tbody> </table>	Limit	Over	Read	Ant	Cable	Preamp	Aux	APos	TPos	Remark	Freq	Level	Line	Limit	Level	Factor	Loss	Factor	Factor		MHz	dBuV/m	dBuV/m	dB	dBuV	dB/m	dB	dB	dB	cm	deg	1	4956.00	41.95	74.00	-32.05	59.26	34.24	9.61	61.16	0.00	---	---	PEAK	2	6195.00	48.14	70.46	-22.32	62.71	35.50	10.74	60.81	0.00	---	---	Peak	3	7434.00	44.12	74.00	-29.88	57.72	35.63	11.77	61.00	0.00	---	---	PEAK	<table border="1"> <thead> <tr> <th>Limit</th> <th>Over</th> <th>Read</th> <th>Ant</th> <th>Cable</th> <th>Preamp</th> <th>Aux</th> <th>APos</th> <th>TPos</th> <th>Remark</th> </tr> <tr> <th>Freq</th> <th>Level</th> <th>Line</th> <th>Limit</th> <th>Level</th> <th>Factor</th> <th>Loss</th> <th>Factor</th> <th>Factor</th> <th></th> </tr> <tr> <th>MHz</th> <th>dBuV/m</th> <th>dBuV/m</th> <th>dB</th> <th>dBuV</th> <th>dB/m</th> <th>dB</th> <th>dB</th> <th>dB</th> <th>cm</th> <th>deg</th> </tr> </thead> <tbody> <tr> <td>1</td> <td>4956.00</td> <td>41.54</td> <td>74.00</td> <td>-32.46</td> <td>58.85</td> <td>34.24</td> <td>9.61</td> <td>61.16</td> <td>0.00</td> <td>---</td> <td>---</td> <td>PEAK</td> </tr> <tr> <td>2</td> <td>6195.00</td> <td>48.75</td> <td>65.00</td> <td>-17.05</td> <td>63.32</td> <td>35.50</td> <td>10.74</td> <td>60.81</td> <td>0.00</td> <td>---</td> <td>---</td> <td>Peak</td> </tr> <tr> <td>3</td> <td>7434.00</td> <td>44.51</td> <td>74.00</td> <td>-29.49</td> <td>58.11</td> <td>35.63</td> <td>11.77</td> <td>61.00</td> <td>0.00</td> <td>---</td> <td>---</td> <td>PEAK</td> </tr> </tbody> </table>	Limit	Over	Read	Ant	Cable	Preamp	Aux	APos	TPos	Remark	Freq	Level	Line	Limit	Level	Factor	Loss	Factor	Factor		MHz	dBuV/m	dBuV/m	dB	dBuV	dB/m	dB	dB	dB	cm	deg	1	4956.00	41.54	74.00	-32.46	58.85	34.24	9.61	61.16	0.00	---	---	PEAK	2	6195.00	48.75	65.00	-17.05	63.32	35.50	10.74	60.81	0.00	---	---	Peak	3	7434.00	44.51	74.00	-29.49	58.11	35.63	11.77	61.00	0.00	---	---
Limit	Over	Read	Ant	Cable	Preamp	Aux	APos	TPos	Remark																																																																																																																																				
Freq	Level	Line	Limit	Level	Factor	Loss	Factor	Factor																																																																																																																																					
MHz	dBuV/m	dBuV/m	dB	dBuV	dB/m	dB	dB	dB	cm	deg																																																																																																																																			
1	4956.00	41.95	74.00	-32.05	59.26	34.24	9.61	61.16	0.00	---	---	PEAK																																																																																																																																	
2	6195.00	48.14	70.46	-22.32	62.71	35.50	10.74	60.81	0.00	---	---	Peak																																																																																																																																	
3	7434.00	44.12	74.00	-29.88	57.72	35.63	11.77	61.00	0.00	---	---	PEAK																																																																																																																																	
Limit	Over	Read	Ant	Cable	Preamp	Aux	APos	TPos	Remark																																																																																																																																				
Freq	Level	Line	Limit	Level	Factor	Loss	Factor	Factor																																																																																																																																					
MHz	dBuV/m	dBuV/m	dB	dBuV	dB/m	dB	dB	dB	cm	deg																																																																																																																																			
1	4956.00	41.54	74.00	-32.46	58.85	34.24	9.61	61.16	0.00	---	---	PEAK																																																																																																																																	
2	6195.00	48.75	65.00	-17.05	63.32	35.50	10.74	60.81	0.00	---	---	Peak																																																																																																																																	
3	7434.00	44.51	74.00	-29.49	58.11	35.63	11.77	61.00	0.00	---	---	PEAK																																																																																																																																	



Mode	6	
	18G-25G	
	2400-2483.5_Bluetooth-LE_GSKF_CH38_2478MHz	
ANT	6	
Pol.	Horizontal	Vertical
Peak Avg		



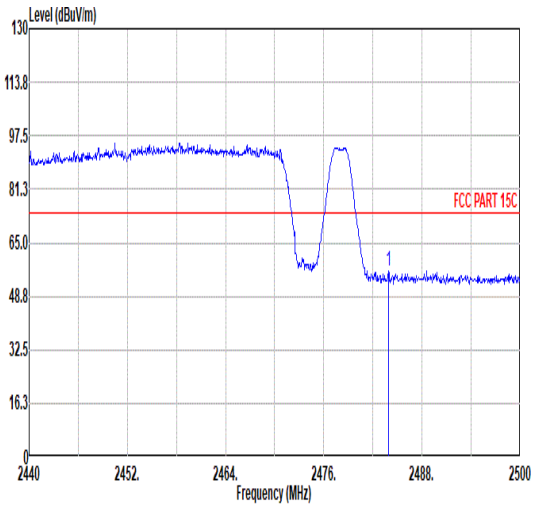
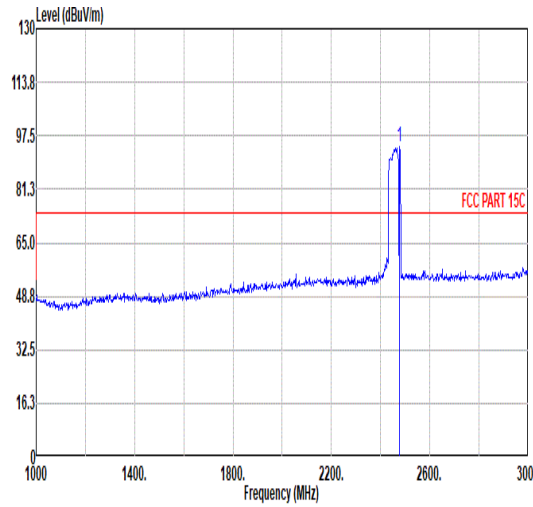
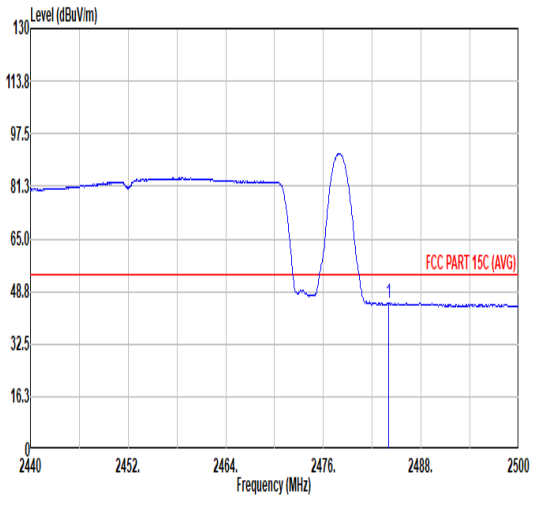
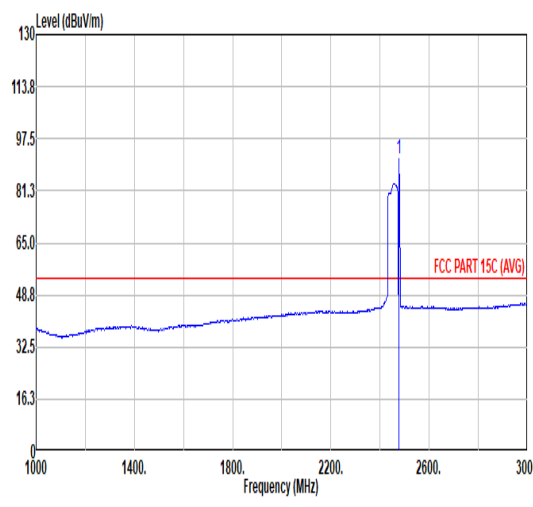
Mode	6																																																																																																																																																																																											
	30-1G																																																																																																																																																																																											
	2400-2483.5_Bluetooth-LE_GSKF_CH38_2478MHz																																																																																																																																																																																											
ANT	6																																																																																																																																																																																											
Pol.	Horizontal	Vertical																																																																																																																																																																																										
Peak	 <table border="1"> <thead> <tr> <th>Peak</th> <th>Freq</th> <th>Level</th> <th>Over Limit</th> <th>Limit Line</th> <th>ReadAntenna Level Factor</th> <th>Cable Preamp Loss Factor</th> <th>A/Pos</th> <th>T/Pos</th> <th>Remark</th> </tr> <tr> <th></th> <th>MHz</th> <th>dBuV/m</th> <th>dB</th> <th>dBuV/m</th> <th>dBuV</th> <th>dB/m</th> <th>dB</th> <th>dB</th> <th>cm</th> <th>deg</th> </tr> </thead> <tbody> <tr><td>1</td><td>30.00</td><td>19.70</td><td>-20.30</td><td>40.00</td><td>27.41</td><td>24.86</td><td>0.45</td><td>33.02</td><td>---</td><td>---</td><td>Peak</td></tr> <tr><td>2</td><td>91.11</td><td>23.15</td><td>-20.35</td><td>43.50</td><td>39.75</td><td>15.02</td><td>1.23</td><td>32.85</td><td>---</td><td>---</td><td>Peak</td></tr> <tr><td>3</td><td>181.32</td><td>33.65</td><td>-9.85</td><td>43.50</td><td>49.65</td><td>15.03</td><td>1.81</td><td>32.84</td><td>---</td><td>---</td><td>Peak</td></tr> <tr><td>4</td><td>258.92</td><td>21.00</td><td>-25.00</td><td>46.00</td><td>31.69</td><td>19.92</td><td>2.17</td><td>32.78</td><td>---</td><td>---</td><td>Peak</td></tr> <tr><td>5</td><td>630.43</td><td>27.07</td><td>-18.93</td><td>46.00</td><td>30.00</td><td>26.66</td><td>3.40</td><td>32.99</td><td>---</td><td>---</td><td>Peak</td></tr> <tr><td>6</td><td>879.72</td><td>32.24</td><td>-13.76</td><td>46.00</td><td>31.09</td><td>29.19</td><td>4.00</td><td>32.04</td><td>---</td><td>---</td><td>Peak</td></tr> </tbody> </table>	Peak	Freq	Level	Over Limit	Limit Line	ReadAntenna Level Factor	Cable Preamp Loss Factor	A/Pos	T/Pos	Remark		MHz	dBuV/m	dB	dBuV/m	dBuV	dB/m	dB	dB	cm	deg	1	30.00	19.70	-20.30	40.00	27.41	24.86	0.45	33.02	---	---	Peak	2	91.11	23.15	-20.35	43.50	39.75	15.02	1.23	32.85	---	---	Peak	3	181.32	33.65	-9.85	43.50	49.65	15.03	1.81	32.84	---	---	Peak	4	258.92	21.00	-25.00	46.00	31.69	19.92	2.17	32.78	---	---	Peak	5	630.43	27.07	-18.93	46.00	30.00	26.66	3.40	32.99	---	---	Peak	6	879.72	32.24	-13.76	46.00	31.09	29.19	4.00	32.04	---	---	Peak	 <table border="1"> <thead> <tr> <th>Peak</th> <th>Freq</th> <th>Level</th> <th>Over Limit</th> <th>Limit Line</th> <th>ReadAntenna Level Factor</th> <th>Cable Preamp Loss Factor</th> <th>A/Pos</th> <th>T/Pos</th> <th>Remark</th> </tr> <tr> <th></th> <th>MHz</th> <th>dBuV/m</th> <th>dB</th> <th>dBuV/m</th> <th>dBuV</th> <th>dB/m</th> <th>dB</th> <th>dB</th> <th>cm</th> <th>deg</th> </tr> </thead> <tbody> <tr><td>1</td><td>46.49</td><td>32.63</td><td>-7.37</td><td>40.00</td><td>48.66</td><td>16.26</td><td>0.67</td><td>32.96</td><td>---</td><td>---</td><td>Peak</td></tr> <tr><td>2</td><td>87.23</td><td>30.26</td><td>-9.74</td><td>40.00</td><td>47.39</td><td>14.53</td><td>1.18</td><td>32.84</td><td>---</td><td>---</td><td>Peak</td></tr> <tr><td>3</td><td>179.38</td><td>29.69</td><td>-13.81</td><td>43.50</td><td>45.63</td><td>15.10</td><td>1.80</td><td>32.84</td><td>---</td><td>---</td><td>Peak</td></tr> <tr><td>4</td><td>512.09</td><td>23.65</td><td>-22.35</td><td>46.00</td><td>29.41</td><td>24.15</td><td>3.05</td><td>32.96</td><td>---</td><td>---</td><td>Peak</td></tr> <tr><td>5</td><td>737.13</td><td>29.66</td><td>-16.34</td><td>46.00</td><td>30.93</td><td>27.92</td><td>3.67</td><td>32.86</td><td>---</td><td>---</td><td>Peak</td></tr> <tr><td>6</td><td>919.49</td><td>30.26</td><td>-15.74</td><td>46.00</td><td>28.21</td><td>29.72</td><td>4.08</td><td>31.75</td><td>---</td><td>---</td><td>Peak</td></tr> </tbody> </table>	Peak	Freq	Level	Over Limit	Limit Line	ReadAntenna Level Factor	Cable Preamp Loss Factor	A/Pos	T/Pos	Remark		MHz	dBuV/m	dB	dBuV/m	dBuV	dB/m	dB	dB	cm	deg	1	46.49	32.63	-7.37	40.00	48.66	16.26	0.67	32.96	---	---	Peak	2	87.23	30.26	-9.74	40.00	47.39	14.53	1.18	32.84	---	---	Peak	3	179.38	29.69	-13.81	43.50	45.63	15.10	1.80	32.84	---	---	Peak	4	512.09	23.65	-22.35	46.00	29.41	24.15	3.05	32.96	---	---	Peak	5	737.13	29.66	-16.34	46.00	30.93	27.92	3.67	32.86	---	---	Peak	6	919.49	30.26	-15.74	46.00	28.21	29.72	4.08	31.75	---	---	Peak
	Peak	Freq	Level	Over Limit	Limit Line	ReadAntenna Level Factor	Cable Preamp Loss Factor	A/Pos	T/Pos	Remark																																																																																																																																																																																		
	MHz	dBuV/m	dB	dBuV/m	dBuV	dB/m	dB	dB	cm	deg																																																																																																																																																																																		
1	30.00	19.70	-20.30	40.00	27.41	24.86	0.45	33.02	---	---	Peak																																																																																																																																																																																	
2	91.11	23.15	-20.35	43.50	39.75	15.02	1.23	32.85	---	---	Peak																																																																																																																																																																																	
3	181.32	33.65	-9.85	43.50	49.65	15.03	1.81	32.84	---	---	Peak																																																																																																																																																																																	
4	258.92	21.00	-25.00	46.00	31.69	19.92	2.17	32.78	---	---	Peak																																																																																																																																																																																	
5	630.43	27.07	-18.93	46.00	30.00	26.66	3.40	32.99	---	---	Peak																																																																																																																																																																																	
6	879.72	32.24	-13.76	46.00	31.09	29.19	4.00	32.04	---	---	Peak																																																																																																																																																																																	
Peak	Freq	Level	Over Limit	Limit Line	ReadAntenna Level Factor	Cable Preamp Loss Factor	A/Pos	T/Pos	Remark																																																																																																																																																																																			
	MHz	dBuV/m	dB	dBuV/m	dBuV	dB/m	dB	dB	cm	deg																																																																																																																																																																																		
1	46.49	32.63	-7.37	40.00	48.66	16.26	0.67	32.96	---	---	Peak																																																																																																																																																																																	
2	87.23	30.26	-9.74	40.00	47.39	14.53	1.18	32.84	---	---	Peak																																																																																																																																																																																	
3	179.38	29.69	-13.81	43.50	45.63	15.10	1.80	32.84	---	---	Peak																																																																																																																																																																																	
4	512.09	23.65	-22.35	46.00	29.41	24.15	3.05	32.96	---	---	Peak																																																																																																																																																																																	
5	737.13	29.66	-16.34	46.00	30.93	27.92	3.67	32.86	---	---	Peak																																																																																																																																																																																	
6	919.49	30.26	-15.74	46.00	28.21	29.72	4.08	31.75	---	---	Peak																																																																																																																																																																																	



Co-location:

Mode	7																																																																																									
	Band Edge																																																																																									
	Bluetooth-LE_GSKF_CH38_2478MHz																																																																																									
ANT	6																																																																																									
Pol.	Horizontal	Fundamental																																																																																								
Peak	<table border="1"> <thead> <tr> <th>Limit</th> <th>Over</th> <th>Read</th> <th>Ant</th> <th>Cable</th> <th>Preamp</th> <th>Aux</th> <th>APos</th> <th>TPos</th> <th>Remark</th> </tr> <tr> <th>Freq</th> <th>Level</th> <th>Line</th> <th>Limit</th> <th>Level</th> <th>Factor</th> <th>Loss</th> <th>Factor</th> <th>Factor</th> <th></th> </tr> <tr> <th>MHz</th> <th>dBuV/m</th> <th>dBuV/m</th> <th>dB</th> <th>dBuV</th> <th>dB/m</th> <th>dB</th> <th>dB</th> <th>dB</th> <th>cm</th> <th>deg</th> </tr> </thead> <tbody> <tr> <td>1</td> <td>2485.06</td> <td>61.93</td> <td>74.00</td> <td>-12.07</td> <td>48.82</td> <td>32.61</td> <td>6.73</td> <td>32.23</td> <td>6.00</td> <td>117</td> <td>101</td> <td>PEAK</td> </tr> </tbody> </table>	Limit	Over	Read	Ant	Cable	Preamp	Aux	APos	TPos	Remark	Freq	Level	Line	Limit	Level	Factor	Loss	Factor	Factor		MHz	dBuV/m	dBuV/m	dB	dBuV	dB/m	dB	dB	dB	cm	deg	1	2485.06	61.93	74.00	-12.07	48.82	32.61	6.73	32.23	6.00	117	101	PEAK	<table border="1"> <thead> <tr> <th>Limit</th> <th>Over</th> <th>Read</th> <th>Ant</th> <th>Cable</th> <th>Preamp</th> <th>Aux</th> <th>APos</th> <th>TPos</th> <th>Remark</th> </tr> <tr> <th>Freq</th> <th>Level</th> <th>Line</th> <th>Limit</th> <th>Level</th> <th>Factor</th> <th>Loss</th> <th>Factor</th> <th>Factor</th> <th></th> </tr> <tr> <th>MHz</th> <th>dBuV/m</th> <th>dBuV/m</th> <th>dB</th> <th>dBuV</th> <th>dB/m</th> <th>dB</th> <th>dB</th> <th>dB</th> <th>cm</th> <th>deg</th> </tr> </thead> <tbody> <tr> <td>1</td> <td>2478.00</td> <td>103.18</td> <td>-----</td> <td>-----</td> <td>90.29</td> <td>32.42</td> <td>6.68</td> <td>32.21</td> <td>6.00</td> <td>117</td> <td>101</td> <td>PEAK</td> </tr> </tbody> </table>	Limit	Over	Read	Ant	Cable	Preamp	Aux	APos	TPos	Remark	Freq	Level	Line	Limit	Level	Factor	Loss	Factor	Factor		MHz	dBuV/m	dBuV/m	dB	dBuV	dB/m	dB	dB	dB	cm	deg	1	2478.00	103.18	-----	-----	90.29	32.42	6.68	32.21	6.00	117	101	PEAK
	Limit	Over	Read	Ant	Cable	Preamp	Aux	APos	TPos	Remark																																																																																
Freq	Level	Line	Limit	Level	Factor	Loss	Factor	Factor																																																																																		
MHz	dBuV/m	dBuV/m	dB	dBuV	dB/m	dB	dB	dB	cm	deg																																																																																
1	2485.06	61.93	74.00	-12.07	48.82	32.61	6.73	32.23	6.00	117	101	PEAK																																																																														
Limit	Over	Read	Ant	Cable	Preamp	Aux	APos	TPos	Remark																																																																																	
Freq	Level	Line	Limit	Level	Factor	Loss	Factor	Factor																																																																																		
MHz	dBuV/m	dBuV/m	dB	dBuV	dB/m	dB	dB	dB	cm	deg																																																																																
1	2478.00	103.18	-----	-----	90.29	32.42	6.68	32.21	6.00	117	101	PEAK																																																																														
Avg	<table border="1"> <thead> <tr> <th>Limit</th> <th>Over</th> <th>Read</th> <th>Ant</th> <th>Cable</th> <th>Preamp</th> <th>Aux</th> <th>APos</th> <th>TPos</th> <th>Remark</th> </tr> <tr> <th>Freq</th> <th>Level</th> <th>Line</th> <th>Limit</th> <th>Level</th> <th>Factor</th> <th>Loss</th> <th>Factor</th> <th>Factor</th> <th></th> </tr> <tr> <th>MHz</th> <th>dBuV/m</th> <th>dBuV/m</th> <th>dB</th> <th>dBuV</th> <th>dB/m</th> <th>dB</th> <th>dB</th> <th>dB</th> <th>cm</th> <th>deg</th> </tr> </thead> <tbody> <tr> <td>1</td> <td>2484.10</td> <td>48.30</td> <td>54.00</td> <td>-5.70</td> <td>35.20</td> <td>32.60</td> <td>6.73</td> <td>32.23</td> <td>6.00</td> <td>117</td> <td>101</td> <td>AVERAGE</td> </tr> </tbody> </table>	Limit	Over	Read	Ant	Cable	Preamp	Aux	APos	TPos	Remark	Freq	Level	Line	Limit	Level	Factor	Loss	Factor	Factor		MHz	dBuV/m	dBuV/m	dB	dBuV	dB/m	dB	dB	dB	cm	deg	1	2484.10	48.30	54.00	-5.70	35.20	32.60	6.73	32.23	6.00	117	101	AVERAGE	<table border="1"> <thead> <tr> <th>Limit</th> <th>Over</th> <th>Read</th> <th>Ant</th> <th>Cable</th> <th>Preamp</th> <th>Aux</th> <th>APos</th> <th>TPos</th> <th>Remark</th> </tr> <tr> <th>Freq</th> <th>Level</th> <th>Line</th> <th>Limit</th> <th>Level</th> <th>Factor</th> <th>Loss</th> <th>Factor</th> <th>Factor</th> <th></th> </tr> <tr> <th>MHz</th> <th>dBuV/m</th> <th>dBuV/m</th> <th>dB</th> <th>dBuV</th> <th>dB/m</th> <th>dB</th> <th>dB</th> <th>dB</th> <th>cm</th> <th>deg</th> </tr> </thead> <tbody> <tr> <td>1</td> <td>2478.00</td> <td>95.75</td> <td>-----</td> <td>-----</td> <td>82.68</td> <td>32.57</td> <td>6.73</td> <td>32.23</td> <td>6.00</td> <td>117</td> <td>101</td> <td>AVERAGE</td> </tr> </tbody> </table>	Limit	Over	Read	Ant	Cable	Preamp	Aux	APos	TPos	Remark	Freq	Level	Line	Limit	Level	Factor	Loss	Factor	Factor		MHz	dBuV/m	dBuV/m	dB	dBuV	dB/m	dB	dB	dB	cm	deg	1	2478.00	95.75	-----	-----	82.68	32.57	6.73	32.23	6.00	117	101	AVERAGE
Limit	Over	Read	Ant	Cable	Preamp	Aux	APos	TPos	Remark																																																																																	
Freq	Level	Line	Limit	Level	Factor	Loss	Factor	Factor																																																																																		
MHz	dBuV/m	dBuV/m	dB	dBuV	dB/m	dB	dB	dB	cm	deg																																																																																
1	2484.10	48.30	54.00	-5.70	35.20	32.60	6.73	32.23	6.00	117	101	AVERAGE																																																																														
Limit	Over	Read	Ant	Cable	Preamp	Aux	APos	TPos	Remark																																																																																	
Freq	Level	Line	Limit	Level	Factor	Loss	Factor	Factor																																																																																		
MHz	dBuV/m	dBuV/m	dB	dBuV	dB/m	dB	dB	dB	cm	deg																																																																																
1	2478.00	95.75	-----	-----	82.68	32.57	6.73	32.23	6.00	117	101	AVERAGE																																																																														

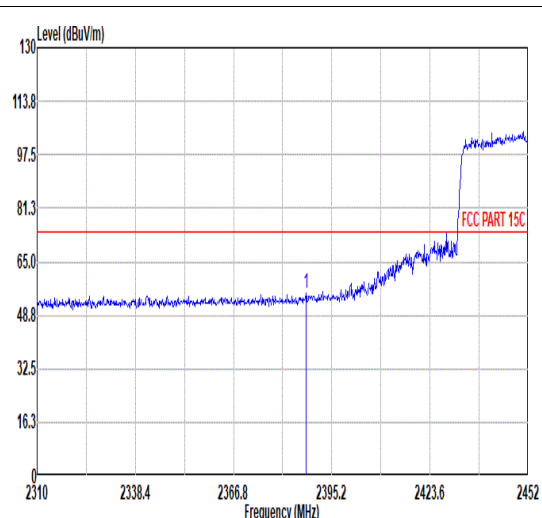
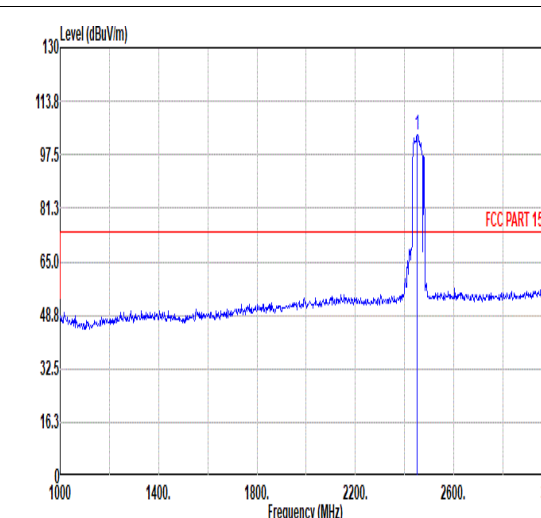
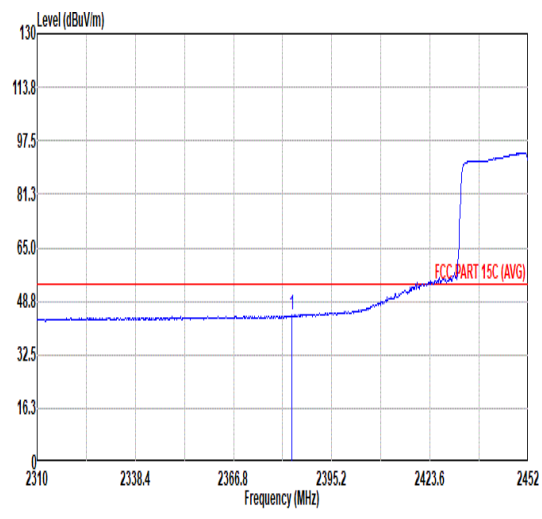
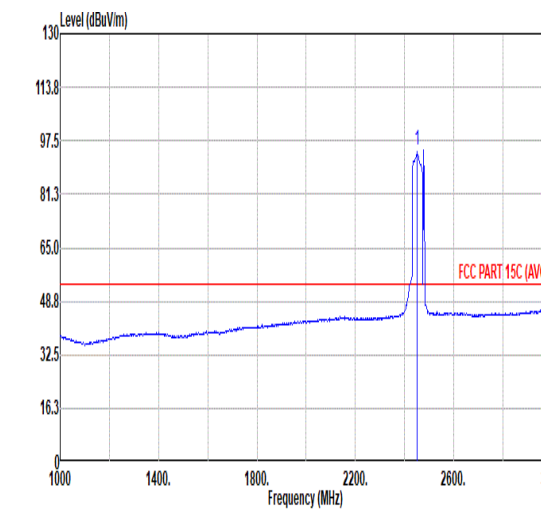


Mode	7																																																																																									
	Co-location Band Edge																																																																																									
	Bluetooth-LE_GSKF_CH38_2478MHz																																																																																									
ANT	6																																																																																									
Pol.	Vertical	Fundamental																																																																																								
Peak	 <table border="1"> <thead> <tr> <th>Limit</th> <th>Over</th> <th>Read</th> <th>Ant</th> <th>Cable</th> <th>Preamp</th> <th>Aux</th> <th>APos</th> <th>TPos</th> <th>Remark</th> </tr> <tr> <th>Freq</th> <th>Level</th> <th>Line</th> <th>Limit</th> <th>Level</th> <th>Factor</th> <th>Loss</th> <th>Factor</th> <th>Factor</th> <th></th> </tr> <tr> <th>MHz</th> <th>dBuV/m</th> <th>dBuV/m</th> <th>dB</th> <th>dBuV</th> <th>dB/m</th> <th>dB</th> <th>dB</th> <th>dB</th> <th>cm</th> <th>deg</th> </tr> </thead> <tbody> <tr> <td>1</td> <td>2483.92</td> <td>56.25</td> <td>74.00</td> <td>-17.75</td> <td>43.15</td> <td>32.60</td> <td>6.73</td> <td>32.23</td> <td>6.00</td> <td>321</td> <td>38</td> <td>PEAK</td> </tr> </tbody> </table>	Limit	Over	Read	Ant	Cable	Preamp	Aux	APos	TPos	Remark	Freq	Level	Line	Limit	Level	Factor	Loss	Factor	Factor		MHz	dBuV/m	dBuV/m	dB	dBuV	dB/m	dB	dB	dB	cm	deg	1	2483.92	56.25	74.00	-17.75	43.15	32.60	6.73	32.23	6.00	321	38	PEAK	 <table border="1"> <thead> <tr> <th>Limit</th> <th>Over</th> <th>Read</th> <th>Ant</th> <th>Cable</th> <th>Preamp</th> <th>Aux</th> <th>APos</th> <th>TPos</th> <th>Remark</th> </tr> <tr> <th>Freq</th> <th>Level</th> <th>Line</th> <th>Limit</th> <th>Level</th> <th>Factor</th> <th>Loss</th> <th>Factor</th> <th>Factor</th> <th></th> </tr> <tr> <th>MHz</th> <th>dBuV/m</th> <th>dBuV/m</th> <th>dB</th> <th>dBuV</th> <th>dB/m</th> <th>dB</th> <th>dB</th> <th>dB</th> <th>cm</th> <th>deg</th> </tr> </thead> <tbody> <tr> <td>1</td> <td>2478.00</td> <td>94.12</td> <td>-----</td> <td>-----</td> <td>81.05</td> <td>32.57</td> <td>6.73</td> <td>32.23</td> <td>6.00</td> <td>321</td> <td>38</td> <td>PEAK</td> </tr> </tbody> </table>	Limit	Over	Read	Ant	Cable	Preamp	Aux	APos	TPos	Remark	Freq	Level	Line	Limit	Level	Factor	Loss	Factor	Factor		MHz	dBuV/m	dBuV/m	dB	dBuV	dB/m	dB	dB	dB	cm	deg	1	2478.00	94.12	-----	-----	81.05	32.57	6.73	32.23	6.00	321	38	PEAK
	Limit	Over	Read	Ant	Cable	Preamp	Aux	APos	TPos	Remark																																																																																
Freq	Level	Line	Limit	Level	Factor	Loss	Factor	Factor																																																																																		
MHz	dBuV/m	dBuV/m	dB	dBuV	dB/m	dB	dB	dB	cm	deg																																																																																
1	2483.92	56.25	74.00	-17.75	43.15	32.60	6.73	32.23	6.00	321	38	PEAK																																																																														
Limit	Over	Read	Ant	Cable	Preamp	Aux	APos	TPos	Remark																																																																																	
Freq	Level	Line	Limit	Level	Factor	Loss	Factor	Factor																																																																																		
MHz	dBuV/m	dBuV/m	dB	dBuV	dB/m	dB	dB	dB	cm	deg																																																																																
1	2478.00	94.12	-----	-----	81.05	32.57	6.73	32.23	6.00	321	38	PEAK																																																																														
Avg	 <table border="1"> <thead> <tr> <th>Limit</th> <th>Over</th> <th>Read</th> <th>Ant</th> <th>Cable</th> <th>Preamp</th> <th>Aux</th> <th>APos</th> <th>TPos</th> <th>Remark</th> </tr> <tr> <th>Freq</th> <th>Level</th> <th>Line</th> <th>Limit</th> <th>Level</th> <th>Factor</th> <th>Loss</th> <th>Factor</th> <th>Factor</th> <th></th> </tr> <tr> <th>MHz</th> <th>dBuV/m</th> <th>dBuV/m</th> <th>dB</th> <th>dBuV</th> <th>dB/m</th> <th>dB</th> <th>dB</th> <th>dB</th> <th>cm</th> <th>deg</th> </tr> </thead> <tbody> <tr> <td>1</td> <td>2483.98</td> <td>45.20</td> <td>54.00</td> <td>-8.80</td> <td>32.10</td> <td>32.60</td> <td>6.73</td> <td>32.23</td> <td>6.00</td> <td>321</td> <td>38</td> <td>AVERAGE</td> </tr> </tbody> </table>	Limit	Over	Read	Ant	Cable	Preamp	Aux	APos	TPos	Remark	Freq	Level	Line	Limit	Level	Factor	Loss	Factor	Factor		MHz	dBuV/m	dBuV/m	dB	dBuV	dB/m	dB	dB	dB	cm	deg	1	2483.98	45.20	54.00	-8.80	32.10	32.60	6.73	32.23	6.00	321	38	AVERAGE	 <table border="1"> <thead> <tr> <th>Limit</th> <th>Over</th> <th>Read</th> <th>Ant</th> <th>Cable</th> <th>Preamp</th> <th>Aux</th> <th>APos</th> <th>TPos</th> <th>Remark</th> </tr> <tr> <th>Freq</th> <th>Level</th> <th>Line</th> <th>Limit</th> <th>Level</th> <th>Factor</th> <th>Loss</th> <th>Factor</th> <th>Factor</th> <th></th> </tr> <tr> <th>MHz</th> <th>dBuV/m</th> <th>dBuV/m</th> <th>dB</th> <th>dBuV</th> <th>dB/m</th> <th>dB</th> <th>dB</th> <th>dB</th> <th>cm</th> <th>deg</th> </tr> </thead> <tbody> <tr> <td>1</td> <td>2478.00</td> <td>91.32</td> <td>-----</td> <td>-----</td> <td>78.25</td> <td>32.57</td> <td>6.73</td> <td>32.23</td> <td>6.00</td> <td>321</td> <td>38</td> <td>AVERAGE</td> </tr> </tbody> </table>	Limit	Over	Read	Ant	Cable	Preamp	Aux	APos	TPos	Remark	Freq	Level	Line	Limit	Level	Factor	Loss	Factor	Factor		MHz	dBuV/m	dBuV/m	dB	dBuV	dB/m	dB	dB	dB	cm	deg	1	2478.00	91.32	-----	-----	78.25	32.57	6.73	32.23	6.00	321	38	AVERAGE
	Limit	Over	Read	Ant	Cable	Preamp	Aux	APos	TPos	Remark																																																																																
Freq	Level	Line	Limit	Level	Factor	Loss	Factor	Factor																																																																																		
MHz	dBuV/m	dBuV/m	dB	dBuV	dB/m	dB	dB	dB	cm	deg																																																																																
1	2483.98	45.20	54.00	-8.80	32.10	32.60	6.73	32.23	6.00	321	38	AVERAGE																																																																														
Limit	Over	Read	Ant	Cable	Preamp	Aux	APos	TPos	Remark																																																																																	
Freq	Level	Line	Limit	Level	Factor	Loss	Factor	Factor																																																																																		
MHz	dBuV/m	dBuV/m	dB	dBuV	dB/m	dB	dB	dB	cm	deg																																																																																
1	2478.00	91.32	-----	-----	78.25	32.57	6.73	32.23	6.00	321	38	AVERAGE																																																																														



Mode	7																																																																																																																			
	Harmonic																																																																																																																			
	Bluetooth-LE_GSKF_CH38_2478MHz																																																																																																																			
ANT	6																																																																																																																			
Pol.	Horizontal	Vertical																																																																																																																		
Peak Avg	<table border="1"> <thead> <tr> <th>Limit</th> <th>Over</th> <th>Read</th> <th>Ant</th> <th>Cable</th> <th>Preamp</th> <th>Aux</th> <th>APos</th> <th>TPos</th> <th>Remark</th> </tr> <tr> <th>Freq</th> <th>Level</th> <th>Line</th> <th>Limit</th> <th>Level</th> <th>Factor</th> <th>Loss</th> <th>Factor</th> <th>Factor</th> <th></th> </tr> <tr> <th>MHz</th> <th>dBuV/m</th> <th>dBuV/m</th> <th>dB</th> <th>dBuV</th> <th>dB/m</th> <th>dB</th> <th>dB</th> <th>dB</th> <th>cm</th> <th>deg</th> </tr> </thead> <tbody> <tr> <td>1</td> <td>4956.00</td> <td>41.42</td> <td>74.00</td> <td>-32.58</td> <td>58.97</td> <td>34.00</td> <td>9.61</td> <td>61.16</td> <td>0.00</td> <td>---</td> <td>---</td> <td>PEAK</td> </tr> <tr> <td>2</td> <td>7434.00</td> <td>43.65</td> <td>74.00</td> <td>-30.35</td> <td>57.18</td> <td>35.70</td> <td>11.77</td> <td>61.00</td> <td>0.00</td> <td>---</td> <td>---</td> <td>PEAK</td> </tr> </tbody> </table>	Limit	Over	Read	Ant	Cable	Preamp	Aux	APos	TPos	Remark	Freq	Level	Line	Limit	Level	Factor	Loss	Factor	Factor		MHz	dBuV/m	dBuV/m	dB	dBuV	dB/m	dB	dB	dB	cm	deg	1	4956.00	41.42	74.00	-32.58	58.97	34.00	9.61	61.16	0.00	---	---	PEAK	2	7434.00	43.65	74.00	-30.35	57.18	35.70	11.77	61.00	0.00	---	---	PEAK	<table border="1"> <thead> <tr> <th>Limit</th> <th>Over</th> <th>Read</th> <th>Ant</th> <th>Cable</th> <th>Preamp</th> <th>Aux</th> <th>APos</th> <th>TPos</th> <th>Remark</th> </tr> <tr> <th>Freq</th> <th>Level</th> <th>Line</th> <th>Limit</th> <th>Level</th> <th>Factor</th> <th>Loss</th> <th>Factor</th> <th>Factor</th> <th></th> </tr> <tr> <th>MHz</th> <th>dBuV/m</th> <th>dBuV/m</th> <th>dB</th> <th>dBuV</th> <th>dB/m</th> <th>dB</th> <th>dB</th> <th>dB</th> <th>cm</th> <th>deg</th> </tr> </thead> <tbody> <tr> <td>1</td> <td>4956.00</td> <td>41.62</td> <td>74.00</td> <td>-32.38</td> <td>59.17</td> <td>34.00</td> <td>9.61</td> <td>61.16</td> <td>0.00</td> <td>---</td> <td>---</td> <td>PEAK</td> </tr> <tr> <td>2</td> <td>7434.00</td> <td>43.70</td> <td>74.00</td> <td>-30.30</td> <td>57.23</td> <td>35.70</td> <td>11.77</td> <td>61.00</td> <td>0.00</td> <td>---</td> <td>---</td> <td>PEAK</td> </tr> </tbody> </table>	Limit	Over	Read	Ant	Cable	Preamp	Aux	APos	TPos	Remark	Freq	Level	Line	Limit	Level	Factor	Loss	Factor	Factor		MHz	dBuV/m	dBuV/m	dB	dBuV	dB/m	dB	dB	dB	cm	deg	1	4956.00	41.62	74.00	-32.38	59.17	34.00	9.61	61.16	0.00	---	---	PEAK	2	7434.00	43.70	74.00	-30.30	57.23	35.70	11.77	61.00	0.00	---	---	PEAK
	Limit	Over	Read	Ant	Cable	Preamp	Aux	APos	TPos	Remark																																																																																																										
Freq	Level	Line	Limit	Level	Factor	Loss	Factor	Factor																																																																																																												
MHz	dBuV/m	dBuV/m	dB	dBuV	dB/m	dB	dB	dB	cm	deg																																																																																																										
1	4956.00	41.42	74.00	-32.58	58.97	34.00	9.61	61.16	0.00	---	---	PEAK																																																																																																								
2	7434.00	43.65	74.00	-30.35	57.18	35.70	11.77	61.00	0.00	---	---	PEAK																																																																																																								
Limit	Over	Read	Ant	Cable	Preamp	Aux	APos	TPos	Remark																																																																																																											
Freq	Level	Line	Limit	Level	Factor	Loss	Factor	Factor																																																																																																												
MHz	dBuV/m	dBuV/m	dB	dBuV	dB/m	dB	dB	dB	cm	deg																																																																																																										
1	4956.00	41.62	74.00	-32.38	59.17	34.00	9.61	61.16	0.00	---	---	PEAK																																																																																																								
2	7434.00	43.70	74.00	-30.30	57.23	35.70	11.77	61.00	0.00	---	---	PEAK																																																																																																								



Mode	7																																																																																									
	Band Edge																																																																																									
	802.11ax HE40_CH09_2452MHz_Full RU																																																																																									
ANT	8																																																																																									
Pol.	Horizontal	Fundamental																																																																																								
Peak	 <table border="1" data-bbox="255 1120 798 1254"> <thead> <tr> <th>Limit</th> <th>Over</th> <th>Read</th> <th>Ant</th> <th>Cable</th> <th>Preamp</th> <th>Aux</th> <th>APos</th> <th>TPos</th> <th>Remark</th> </tr> <tr> <th>Freq</th> <th>Level</th> <th>Line</th> <th>Limit</th> <th>Level</th> <th>Factor</th> <th>Loss</th> <th>Factor</th> <th>Factor</th> <th></th> </tr> <tr> <th>MHz</th> <th>dBuV/m</th> <th>dBuV/m</th> <th>dB</th> <th>dBuV</th> <th>dB/m</th> <th>dB</th> <th>dB</th> <th>dB</th> <th>cm</th> <th>deg</th> </tr> </thead> <tbody> <tr> <td>1</td> <td>2387.67</td> <td>55.38</td> <td>74.00</td> <td>-18.62</td> <td>42.51</td> <td>32.45</td> <td>6.60</td> <td>32.18</td> <td>6.00</td> <td>107</td> <td>100</td> <td>PEAK</td> </tr> </tbody> </table>	Limit	Over	Read	Ant	Cable	Preamp	Aux	APos	TPos	Remark	Freq	Level	Line	Limit	Level	Factor	Loss	Factor	Factor		MHz	dBuV/m	dBuV/m	dB	dBuV	dB/m	dB	dB	dB	cm	deg	1	2387.67	55.38	74.00	-18.62	42.51	32.45	6.60	32.18	6.00	107	100	PEAK	 <table border="1" data-bbox="877 1120 1420 1254"> <thead> <tr> <th>Limit</th> <th>Over</th> <th>Read</th> <th>Ant</th> <th>Cable</th> <th>Preamp</th> <th>Aux</th> <th>APos</th> <th>TPos</th> <th>Remark</th> </tr> <tr> <th>Freq</th> <th>Level</th> <th>Line</th> <th>Limit</th> <th>Level</th> <th>Factor</th> <th>Loss</th> <th>Factor</th> <th>Factor</th> <th></th> </tr> <tr> <th>MHz</th> <th>dBuV/m</th> <th>dBuV/m</th> <th>dB</th> <th>dBuV</th> <th>dB/m</th> <th>dB</th> <th>dB</th> <th>dB</th> <th>cm</th> <th>deg</th> </tr> </thead> <tbody> <tr> <td>1</td> <td>2452.00</td> <td>103.39</td> <td>-----</td> <td>-----</td> <td>90.49</td> <td>32.42</td> <td>6.69</td> <td>32.21</td> <td>6.00</td> <td>107</td> <td>100</td> <td>PEAK</td> </tr> </tbody> </table>	Limit	Over	Read	Ant	Cable	Preamp	Aux	APos	TPos	Remark	Freq	Level	Line	Limit	Level	Factor	Loss	Factor	Factor		MHz	dBuV/m	dBuV/m	dB	dBuV	dB/m	dB	dB	dB	cm	deg	1	2452.00	103.39	-----	-----	90.49	32.42	6.69	32.21	6.00	107	100	PEAK
Limit	Over	Read	Ant	Cable	Preamp	Aux	APos	TPos	Remark																																																																																	
Freq	Level	Line	Limit	Level	Factor	Loss	Factor	Factor																																																																																		
MHz	dBuV/m	dBuV/m	dB	dBuV	dB/m	dB	dB	dB	cm	deg																																																																																
1	2387.67	55.38	74.00	-18.62	42.51	32.45	6.60	32.18	6.00	107	100	PEAK																																																																														
Limit	Over	Read	Ant	Cable	Preamp	Aux	APos	TPos	Remark																																																																																	
Freq	Level	Line	Limit	Level	Factor	Loss	Factor	Factor																																																																																		
MHz	dBuV/m	dBuV/m	dB	dBuV	dB/m	dB	dB	dB	cm	deg																																																																																
1	2452.00	103.39	-----	-----	90.49	32.42	6.69	32.21	6.00	107	100	PEAK																																																																														
Avg	 <table border="1" data-bbox="255 1814 798 1948"> <thead> <tr> <th>Limit</th> <th>Over</th> <th>Read</th> <th>Ant</th> <th>Cable</th> <th>Preamp</th> <th>Aux</th> <th>APos</th> <th>TPos</th> <th>Remark</th> </tr> <tr> <th>Freq</th> <th>Level</th> <th>Line</th> <th>Limit</th> <th>Level</th> <th>Factor</th> <th>Loss</th> <th>Factor</th> <th>Factor</th> <th></th> </tr> <tr> <th>MHz</th> <th>dBuV/m</th> <th>dBuV/m</th> <th>dB</th> <th>dBuV</th> <th>dB/m</th> <th>dB</th> <th>dB</th> <th>dB</th> <th>cm</th> <th>deg</th> </tr> </thead> <tbody> <tr> <td>1</td> <td>2383.56</td> <td>44.76</td> <td>54.00</td> <td>-9.24</td> <td>31.96</td> <td>32.40</td> <td>6.59</td> <td>32.19</td> <td>6.00</td> <td>107</td> <td>100</td> <td>AVERAGE</td> </tr> </tbody> </table>	Limit	Over	Read	Ant	Cable	Preamp	Aux	APos	TPos	Remark	Freq	Level	Line	Limit	Level	Factor	Loss	Factor	Factor		MHz	dBuV/m	dBuV/m	dB	dBuV	dB/m	dB	dB	dB	cm	deg	1	2383.56	44.76	54.00	-9.24	31.96	32.40	6.59	32.19	6.00	107	100	AVERAGE	 <table border="1" data-bbox="877 1814 1420 1948"> <thead> <tr> <th>Limit</th> <th>Over</th> <th>Read</th> <th>Ant</th> <th>Cable</th> <th>Preamp</th> <th>Aux</th> <th>APos</th> <th>TPos</th> <th>Remark</th> </tr> <tr> <th>Freq</th> <th>Level</th> <th>Line</th> <th>Limit</th> <th>Level</th> <th>Factor</th> <th>Loss</th> <th>Factor</th> <th>Factor</th> <th></th> </tr> <tr> <th>MHz</th> <th>dBuV/m</th> <th>dBuV/m</th> <th>dB</th> <th>dBuV</th> <th>dB/m</th> <th>dB</th> <th>dB</th> <th>dB</th> <th>cm</th> <th>deg</th> </tr> </thead> <tbody> <tr> <td>1</td> <td>2452.00</td> <td>94.47</td> <td>-----</td> <td>-----</td> <td>81.40</td> <td>32.57</td> <td>6.73</td> <td>32.23</td> <td>6.00</td> <td>107</td> <td>100</td> <td>AVERAGE</td> </tr> </tbody> </table>	Limit	Over	Read	Ant	Cable	Preamp	Aux	APos	TPos	Remark	Freq	Level	Line	Limit	Level	Factor	Loss	Factor	Factor		MHz	dBuV/m	dBuV/m	dB	dBuV	dB/m	dB	dB	dB	cm	deg	1	2452.00	94.47	-----	-----	81.40	32.57	6.73	32.23	6.00	107	100	AVERAGE
Limit	Over	Read	Ant	Cable	Preamp	Aux	APos	TPos	Remark																																																																																	
Freq	Level	Line	Limit	Level	Factor	Loss	Factor	Factor																																																																																		
MHz	dBuV/m	dBuV/m	dB	dBuV	dB/m	dB	dB	dB	cm	deg																																																																																
1	2383.56	44.76	54.00	-9.24	31.96	32.40	6.59	32.19	6.00	107	100	AVERAGE																																																																														
Limit	Over	Read	Ant	Cable	Preamp	Aux	APos	TPos	Remark																																																																																	
Freq	Level	Line	Limit	Level	Factor	Loss	Factor	Factor																																																																																		
MHz	dBuV/m	dBuV/m	dB	dBuV	dB/m	dB	dB	dB	cm	deg																																																																																
1	2452.00	94.47	-----	-----	81.40	32.57	6.73	32.23	6.00	107	100	AVERAGE																																																																														



Mode	7																																													
	Band Edge																																													
	802.11ax HE40_CH09_2452MHz_Full RU																																													
ANT	8																																													
Pol.	Horizontal	Fundamental																																												
Peak	<table border="1"> <thead> <tr> <th>Limit</th> <th>Over</th> <th>Read</th> <th>Ant</th> <th>Cable</th> <th>Preamp</th> <th>Aux</th> <th>APos</th> <th>TPos</th> <th>Remark</th> </tr> <tr> <th>Freq</th> <th>Level</th> <th>Line</th> <th>Level</th> <th>Factor</th> <th>Loss</th> <th>Factor</th> <th>Factor</th> <th>cm</th> <th>deg</th> </tr> <tr> <th>MHz</th> <th>dBuV/m</th> <th>dBuV/m</th> <th>dB</th> <th>dBuV</th> <th>dB/m</th> <th>dB</th> <th>dB</th> <th>dB</th> <th>cm</th> <th>deg</th> </tr> </thead> <tbody> <tr> <td>1</td> <td>2486.75</td> <td>59.84</td> <td>74.00</td> <td>-14.16</td> <td>46.72</td> <td>32.62</td> <td>6.74</td> <td>32.24</td> <td>6.00</td> <td>107</td> <td>100</td> <td>PEAK</td> </tr> </tbody> </table>	Limit	Over	Read	Ant	Cable	Preamp	Aux	APos	TPos	Remark	Freq	Level	Line	Level	Factor	Loss	Factor	Factor	cm	deg	MHz	dBuV/m	dBuV/m	dB	dBuV	dB/m	dB	dB	dB	cm	deg	1	2486.75	59.84	74.00	-14.16	46.72	32.62	6.74	32.24	6.00	107	100	PEAK	Blank
Limit	Over	Read	Ant	Cable	Preamp	Aux	APos	TPos	Remark																																					
Freq	Level	Line	Level	Factor	Loss	Factor	Factor	cm	deg																																					
MHz	dBuV/m	dBuV/m	dB	dBuV	dB/m	dB	dB	dB	cm	deg																																				
1	2486.75	59.84	74.00	-14.16	46.72	32.62	6.74	32.24	6.00	107	100	PEAK																																		
Avg	<table border="1"> <thead> <tr> <th>Limit</th> <th>Over</th> <th>Read</th> <th>Ant</th> <th>Cable</th> <th>Preamp</th> <th>Aux</th> <th>APos</th> <th>TPos</th> <th>Remark</th> </tr> <tr> <th>Freq</th> <th>Level</th> <th>Line</th> <th>Level</th> <th>Factor</th> <th>Loss</th> <th>Factor</th> <th>Factor</th> <th>cm</th> <th>deg</th> </tr> <tr> <th>MHz</th> <th>dBuV/m</th> <th>dBuV/m</th> <th>dB</th> <th>dBuV</th> <th>dB/m</th> <th>dB</th> <th>dB</th> <th>dB</th> <th>cm</th> <th>deg</th> </tr> </thead> <tbody> <tr> <td>1</td> <td>2484.26</td> <td>47.83</td> <td>54.00</td> <td>-6.17</td> <td>34.72</td> <td>32.61</td> <td>6.73</td> <td>32.23</td> <td>6.00</td> <td>107</td> <td>100</td> <td>AVERAGE</td> </tr> </tbody> </table>	Limit	Over	Read	Ant	Cable	Preamp	Aux	APos	TPos	Remark	Freq	Level	Line	Level	Factor	Loss	Factor	Factor	cm	deg	MHz	dBuV/m	dBuV/m	dB	dBuV	dB/m	dB	dB	dB	cm	deg	1	2484.26	47.83	54.00	-6.17	34.72	32.61	6.73	32.23	6.00	107	100	AVERAGE	Blank
Limit	Over	Read	Ant	Cable	Preamp	Aux	APos	TPos	Remark																																					
Freq	Level	Line	Level	Factor	Loss	Factor	Factor	cm	deg																																					
MHz	dBuV/m	dBuV/m	dB	dBuV	dB/m	dB	dB	dB	cm	deg																																				
1	2484.26	47.83	54.00	-6.17	34.72	32.61	6.73	32.23	6.00	107	100	AVERAGE																																		



Mode	7																																																																																					
	Band Edge																																																																																					
	802.11ax HE40_CH09_2452MHz_Full RU																																																																																					
ANT	8																																																																																					
Pol.	Vertical	Fundamental																																																																																				
Peak	<table border="1"> <thead> <tr> <th>Limit</th> <th>Over</th> <th>Read</th> <th>Ant</th> <th>Cable</th> <th>Preamp</th> <th>Aux</th> <th>APos</th> <th>TPos</th> </tr> <tr> <th>Freq</th> <th>Level</th> <th>Line</th> <th>Limit</th> <th>Level</th> <th>Factor</th> <th>Loss</th> <th>Factor</th> <th>Factor</th> <th>Remark</th> </tr> <tr> <th>MHz</th> <th>dBuV/m</th> <th>dBuV/m</th> <th>dB</th> <th>dBuV</th> <th>dB/m</th> <th>dB</th> <th>dB</th> <th>dB</th> <th>cm</th> <th>deg</th> </tr> </thead> <tbody> <tr> <td>1</td> <td>2347.20</td> <td>55.09</td> <td>74.00</td> <td>-18.91</td> <td>42.78</td> <td>31.97</td> <td>6.54</td> <td>32.20</td> <td>6.00</td> <td>284</td> <td>55 PEAK</td> </tr> </tbody> </table>	Limit	Over	Read	Ant	Cable	Preamp	Aux	APos	TPos	Freq	Level	Line	Limit	Level	Factor	Loss	Factor	Factor	Remark	MHz	dBuV/m	dBuV/m	dB	dBuV	dB/m	dB	dB	dB	cm	deg	1	2347.20	55.09	74.00	-18.91	42.78	31.97	6.54	32.20	6.00	284	55 PEAK	<table border="1"> <thead> <tr> <th>Limit</th> <th>Over</th> <th>Read</th> <th>Ant</th> <th>Cable</th> <th>Preamp</th> <th>Aux</th> <th>APos</th> <th>TPos</th> </tr> <tr> <th>Freq</th> <th>Level</th> <th>Line</th> <th>Limit</th> <th>Level</th> <th>Factor</th> <th>Loss</th> <th>Factor</th> <th>Factor</th> <th>Remark</th> </tr> <tr> <th>MHz</th> <th>dBuV/m</th> <th>dBuV/m</th> <th>dB</th> <th>dBuV</th> <th>dB/m</th> <th>dB</th> <th>dB</th> <th>dB</th> <th>cm</th> <th>deg</th> </tr> </thead> <tbody> <tr> <td>1</td> <td>2452.00</td> <td>97.89</td> <td>-----</td> <td>-----</td> <td>85.01</td> <td>32.41</td> <td>6.68</td> <td>32.21</td> <td>6.00</td> <td>284</td> <td>55 PEAK</td> </tr> </tbody> </table>	Limit	Over	Read	Ant	Cable	Preamp	Aux	APos	TPos	Freq	Level	Line	Limit	Level	Factor	Loss	Factor	Factor	Remark	MHz	dBuV/m	dBuV/m	dB	dBuV	dB/m	dB	dB	dB	cm	deg	1	2452.00	97.89	-----	-----	85.01	32.41	6.68	32.21	6.00	284	55 PEAK
	Limit	Over	Read	Ant	Cable	Preamp	Aux	APos	TPos																																																																													
Freq	Level	Line	Limit	Level	Factor	Loss	Factor	Factor	Remark																																																																													
MHz	dBuV/m	dBuV/m	dB	dBuV	dB/m	dB	dB	dB	cm	deg																																																																												
1	2347.20	55.09	74.00	-18.91	42.78	31.97	6.54	32.20	6.00	284	55 PEAK																																																																											
Limit	Over	Read	Ant	Cable	Preamp	Aux	APos	TPos																																																																														
Freq	Level	Line	Limit	Level	Factor	Loss	Factor	Factor	Remark																																																																													
MHz	dBuV/m	dBuV/m	dB	dBuV	dB/m	dB	dB	dB	cm	deg																																																																												
1	2452.00	97.89	-----	-----	85.01	32.41	6.68	32.21	6.00	284	55 PEAK																																																																											
Avg	<table border="1"> <thead> <tr> <th>Limit</th> <th>Over</th> <th>Read</th> <th>Ant</th> <th>Cable</th> <th>Preamp</th> <th>Aux</th> <th>APos</th> <th>TPos</th> </tr> <tr> <th>Freq</th> <th>Level</th> <th>Line</th> <th>Limit</th> <th>Level</th> <th>Factor</th> <th>Loss</th> <th>Factor</th> <th>Factor</th> <th>Remark</th> </tr> <tr> <th>MHz</th> <th>dBuV/m</th> <th>dBuV/m</th> <th>dB</th> <th>dBuV</th> <th>dB/m</th> <th>dB</th> <th>dB</th> <th>dB</th> <th>cm</th> <th>deg</th> </tr> </thead> <tbody> <tr> <td>1</td> <td>2383.41</td> <td>44.32</td> <td>54.00</td> <td>-9.68</td> <td>31.52</td> <td>32.40</td> <td>6.59</td> <td>32.19</td> <td>6.00</td> <td>284</td> <td>55 AVERAGE</td> </tr> </tbody> </table>	Limit	Over	Read	Ant	Cable	Preamp	Aux	APos	TPos	Freq	Level	Line	Limit	Level	Factor	Loss	Factor	Factor	Remark	MHz	dBuV/m	dBuV/m	dB	dBuV	dB/m	dB	dB	dB	cm	deg	1	2383.41	44.32	54.00	-9.68	31.52	32.40	6.59	32.19	6.00	284	55 AVERAGE	<table border="1"> <thead> <tr> <th>Limit</th> <th>Over</th> <th>Read</th> <th>Ant</th> <th>Cable</th> <th>Preamp</th> <th>Aux</th> <th>APos</th> <th>TPos</th> </tr> <tr> <th>Freq</th> <th>Level</th> <th>Line</th> <th>Limit</th> <th>Level</th> <th>Factor</th> <th>Loss</th> <th>Factor</th> <th>Factor</th> <th>Remark</th> </tr> <tr> <th>MHz</th> <th>dBuV/m</th> <th>dBuV/m</th> <th>dB</th> <th>dBuV</th> <th>dB/m</th> <th>dB</th> <th>dB</th> <th>dB</th> <th>cm</th> <th>deg</th> </tr> </thead> <tbody> <tr> <td>1</td> <td>2452.00</td> <td>89.84</td> <td>-----</td> <td>-----</td> <td>76.77</td> <td>32.57</td> <td>6.73</td> <td>32.23</td> <td>6.00</td> <td>284</td> <td>55 AVERAGE</td> </tr> </tbody> </table>	Limit	Over	Read	Ant	Cable	Preamp	Aux	APos	TPos	Freq	Level	Line	Limit	Level	Factor	Loss	Factor	Factor	Remark	MHz	dBuV/m	dBuV/m	dB	dBuV	dB/m	dB	dB	dB	cm	deg	1	2452.00	89.84	-----	-----	76.77	32.57	6.73	32.23	6.00	284	55 AVERAGE
Limit	Over	Read	Ant	Cable	Preamp	Aux	APos	TPos																																																																														
Freq	Level	Line	Limit	Level	Factor	Loss	Factor	Factor	Remark																																																																													
MHz	dBuV/m	dBuV/m	dB	dBuV	dB/m	dB	dB	dB	cm	deg																																																																												
1	2383.41	44.32	54.00	-9.68	31.52	32.40	6.59	32.19	6.00	284	55 AVERAGE																																																																											
Limit	Over	Read	Ant	Cable	Preamp	Aux	APos	TPos																																																																														
Freq	Level	Line	Limit	Level	Factor	Loss	Factor	Factor	Remark																																																																													
MHz	dBuV/m	dBuV/m	dB	dBuV	dB/m	dB	dB	dB	cm	deg																																																																												
1	2452.00	89.84	-----	-----	76.77	32.57	6.73	32.23	6.00	284	55 AVERAGE																																																																											



Mode	7																																												
	Band Edge																																												
	802.11ax HE40_CH09_2452MHz_Full RU																																												
ANT	8																																												
Pol.	Vertical	Fundamental																																											
Peak	<table border="1"> <thead> <tr> <th>Limit</th> <th>Over</th> <th>Read</th> <th>Ant</th> <th>Cable</th> <th>Preamp</th> <th>Aux</th> <th>APos</th> <th>TPos</th> <th>Remark</th> </tr> <tr> <th>Freq</th> <th>Level</th> <th>Line</th> <th>Level</th> <th>Factor</th> <th>Loss</th> <th>Factor</th> <th>Factor</th> <th>cm</th> <th>deg</th> </tr> <tr> <th>MHz</th> <th>dBuV/m</th> <th>dBuV/m</th> <th>dB</th> <th>dBuV</th> <th>dB/m</th> <th>dB</th> <th>dB</th> <th>dB</th> <th>cm</th> <th>deg</th> </tr> </thead> <tbody> <tr> <td>1</td> <td>2486.18</td> <td>59.03</td> <td>74.00</td> <td>-14.97</td> <td>45.91</td> <td>32.62</td> <td>6.74</td> <td>32.24</td> <td>6.00</td> <td>284</td> <td>55 PEAK</td> </tr> </tbody> </table>	Limit	Over	Read	Ant	Cable	Preamp	Aux	APos	TPos	Remark	Freq	Level	Line	Level	Factor	Loss	Factor	Factor	cm	deg	MHz	dBuV/m	dBuV/m	dB	dBuV	dB/m	dB	dB	dB	cm	deg	1	2486.18	59.03	74.00	-14.97	45.91	32.62	6.74	32.24	6.00	284	55 PEAK	Blank
Limit	Over	Read	Ant	Cable	Preamp	Aux	APos	TPos	Remark																																				
Freq	Level	Line	Level	Factor	Loss	Factor	Factor	cm	deg																																				
MHz	dBuV/m	dBuV/m	dB	dBuV	dB/m	dB	dB	dB	cm	deg																																			
1	2486.18	59.03	74.00	-14.97	45.91	32.62	6.74	32.24	6.00	284	55 PEAK																																		
Avg	<table border="1"> <thead> <tr> <th>Limit</th> <th>Over</th> <th>Read</th> <th>Ant</th> <th>Cable</th> <th>Preamp</th> <th>Aux</th> <th>APos</th> <th>TPos</th> <th>Remark</th> </tr> <tr> <th>Freq</th> <th>Level</th> <th>Line</th> <th>Level</th> <th>Factor</th> <th>Loss</th> <th>Factor</th> <th>Factor</th> <th>cm</th> <th>deg</th> </tr> <tr> <th>MHz</th> <th>dBuV/m</th> <th>dBuV/m</th> <th>dB</th> <th>dBuV</th> <th>dB/m</th> <th>dB</th> <th>dB</th> <th>dB</th> <th>cm</th> <th>deg</th> </tr> </thead> <tbody> <tr> <td>1</td> <td>2483.82</td> <td>45.78</td> <td>54.00</td> <td>-8.22</td> <td>32.68</td> <td>32.60</td> <td>6.73</td> <td>32.23</td> <td>6.00</td> <td>284</td> <td>55 AVERAGE</td> </tr> </tbody> </table>	Limit	Over	Read	Ant	Cable	Preamp	Aux	APos	TPos	Remark	Freq	Level	Line	Level	Factor	Loss	Factor	Factor	cm	deg	MHz	dBuV/m	dBuV/m	dB	dBuV	dB/m	dB	dB	dB	cm	deg	1	2483.82	45.78	54.00	-8.22	32.68	32.60	6.73	32.23	6.00	284	55 AVERAGE	Blank
Limit	Over	Read	Ant	Cable	Preamp	Aux	APos	TPos	Remark																																				
Freq	Level	Line	Level	Factor	Loss	Factor	Factor	cm	deg																																				
MHz	dBuV/m	dBuV/m	dB	dBuV	dB/m	dB	dB	dB	cm	deg																																			
1	2483.82	45.78	54.00	-8.22	32.68	32.60	6.73	32.23	6.00	284	55 AVERAGE																																		



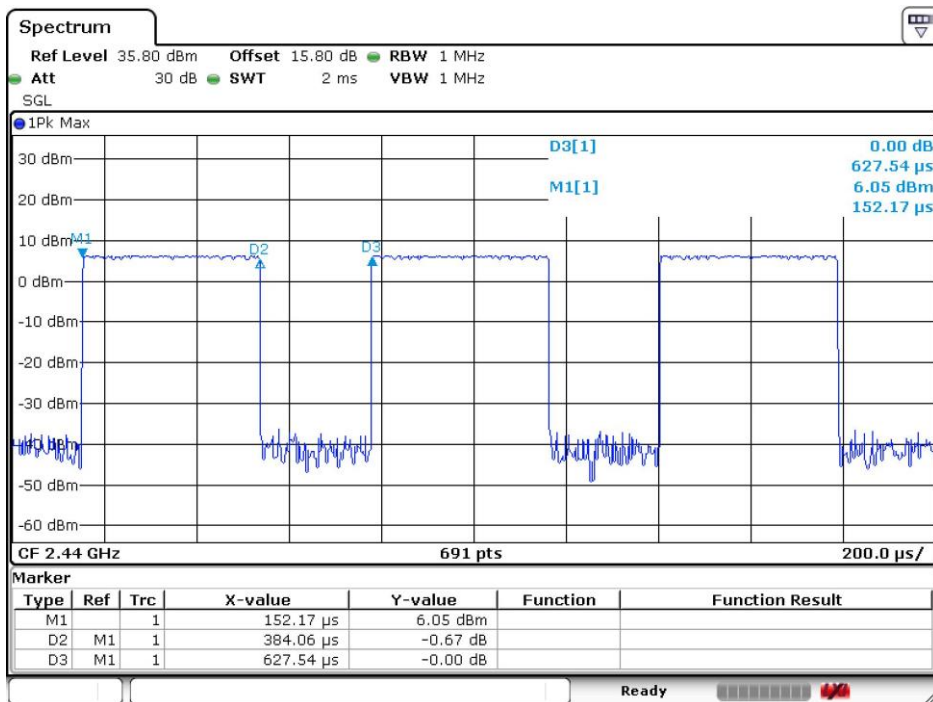
Mode	7																																																																																																																			
	Harmonic																																																																																																																			
	802.11ax HE40_CH09_2452MHz_Full RU																																																																																																																			
ANT	8																																																																																																																			
Pol.	Horizontal	Vertical																																																																																																																		
Peak Avg	<table border="1"> <thead> <tr> <th>Limit</th> <th>Over</th> <th>Read</th> <th>Ant</th> <th>Cable</th> <th>Preamp</th> <th>Aux</th> <th>APos</th> <th>TPos</th> <th>Remark</th> </tr> <tr> <th>Freq</th> <th>Level</th> <th>Line</th> <th>Limit</th> <th>Level</th> <th>Factor</th> <th>Loss</th> <th>Factor</th> <th>Factor</th> <th></th> </tr> <tr> <th>MHz</th> <th>dBuV/m</th> <th>dBuV/m</th> <th>dB</th> <th>dBuV</th> <th>dB/m</th> <th>dB</th> <th>dB</th> <th>dB</th> <th>cm</th> <th>deg</th> </tr> </thead> <tbody> <tr> <td>1</td> <td>4904.00</td> <td>41.67</td> <td>74.00</td> <td>-32.33</td> <td>59.23</td> <td>34.09</td> <td>9.55</td> <td>61.20</td> <td>0.00</td> <td>---</td> <td>---</td> <td>PEAK</td> </tr> <tr> <td>2</td> <td>7356.00</td> <td>43.48</td> <td>74.00</td> <td>-30.52</td> <td>56.90</td> <td>35.70</td> <td>11.71</td> <td>60.83</td> <td>0.00</td> <td>---</td> <td>---</td> <td>PEAK</td> </tr> </tbody> </table>	Limit	Over	Read	Ant	Cable	Preamp	Aux	APos	TPos	Remark	Freq	Level	Line	Limit	Level	Factor	Loss	Factor	Factor		MHz	dBuV/m	dBuV/m	dB	dBuV	dB/m	dB	dB	dB	cm	deg	1	4904.00	41.67	74.00	-32.33	59.23	34.09	9.55	61.20	0.00	---	---	PEAK	2	7356.00	43.48	74.00	-30.52	56.90	35.70	11.71	60.83	0.00	---	---	PEAK	<table border="1"> <thead> <tr> <th>Limit</th> <th>Over</th> <th>Read</th> <th>Ant</th> <th>Cable</th> <th>Preamp</th> <th>Aux</th> <th>APos</th> <th>TPos</th> <th>Remark</th> </tr> <tr> <th>Freq</th> <th>Level</th> <th>Line</th> <th>Limit</th> <th>Level</th> <th>Factor</th> <th>Loss</th> <th>Factor</th> <th>Factor</th> <th></th> </tr> <tr> <th>MHz</th> <th>dBuV/m</th> <th>dBuV/m</th> <th>dB</th> <th>dBuV</th> <th>dB/m</th> <th>dB</th> <th>dB</th> <th>dB</th> <th>cm</th> <th>deg</th> </tr> </thead> <tbody> <tr> <td>1</td> <td>4904.00</td> <td>42.40</td> <td>74.00</td> <td>-31.60</td> <td>59.96</td> <td>34.09</td> <td>9.55</td> <td>61.20</td> <td>0.00</td> <td>---</td> <td>---</td> <td>PEAK</td> </tr> <tr> <td>2</td> <td>7356.00</td> <td>43.47</td> <td>74.00</td> <td>-30.53</td> <td>56.89</td> <td>35.70</td> <td>11.71</td> <td>60.83</td> <td>0.00</td> <td>---</td> <td>---</td> <td>PEAK</td> </tr> </tbody> </table>	Limit	Over	Read	Ant	Cable	Preamp	Aux	APos	TPos	Remark	Freq	Level	Line	Limit	Level	Factor	Loss	Factor	Factor		MHz	dBuV/m	dBuV/m	dB	dBuV	dB/m	dB	dB	dB	cm	deg	1	4904.00	42.40	74.00	-31.60	59.96	34.09	9.55	61.20	0.00	---	---	PEAK	2	7356.00	43.47	74.00	-30.53	56.89	35.70	11.71	60.83	0.00	---	---	PEAK
	Limit	Over	Read	Ant	Cable	Preamp	Aux	APos	TPos	Remark																																																																																																										
Freq	Level	Line	Limit	Level	Factor	Loss	Factor	Factor																																																																																																												
MHz	dBuV/m	dBuV/m	dB	dBuV	dB/m	dB	dB	dB	cm	deg																																																																																																										
1	4904.00	41.67	74.00	-32.33	59.23	34.09	9.55	61.20	0.00	---	---	PEAK																																																																																																								
2	7356.00	43.48	74.00	-30.52	56.90	35.70	11.71	60.83	0.00	---	---	PEAK																																																																																																								
Limit	Over	Read	Ant	Cable	Preamp	Aux	APos	TPos	Remark																																																																																																											
Freq	Level	Line	Limit	Level	Factor	Loss	Factor	Factor																																																																																																												
MHz	dBuV/m	dBuV/m	dB	dBuV	dB/m	dB	dB	dB	cm	deg																																																																																																										
1	4904.00	42.40	74.00	-31.60	59.96	34.09	9.55	61.20	0.00	---	---	PEAK																																																																																																								
2	7356.00	43.47	74.00	-30.53	56.89	35.70	11.71	60.83	0.00	---	---	PEAK																																																																																																								



Appendix D. Duty Cycle Plots

Band	Duty Cycle(%)	T(ms)	1/T(kHz)	VBW Setting
Bluetooth LE 1Mbps	61.20	0.384	2.604	2.7kHz
Bluetooth LE 2Mbps	32.10	0.201	4.964	5.1kHz

Bluetooth LE 1Mbps





Bluetooth LE 2Mbps

