

Plot No.01 T-Coil Signal Test Report

Measurement performed on March 20, 2024

Device Under Test

Dimensions [mm]	Speaker Position [mm]
172.0 x 72.0 x 7.5	171.0

Hardware Setup

Probe Name	Probe Calibration Date	DAE Name	DAE Calibration Date
AM1DV3 - 3130	August 21, 2023	DAE3 Sn577	September 14, 2023

Communication Systems

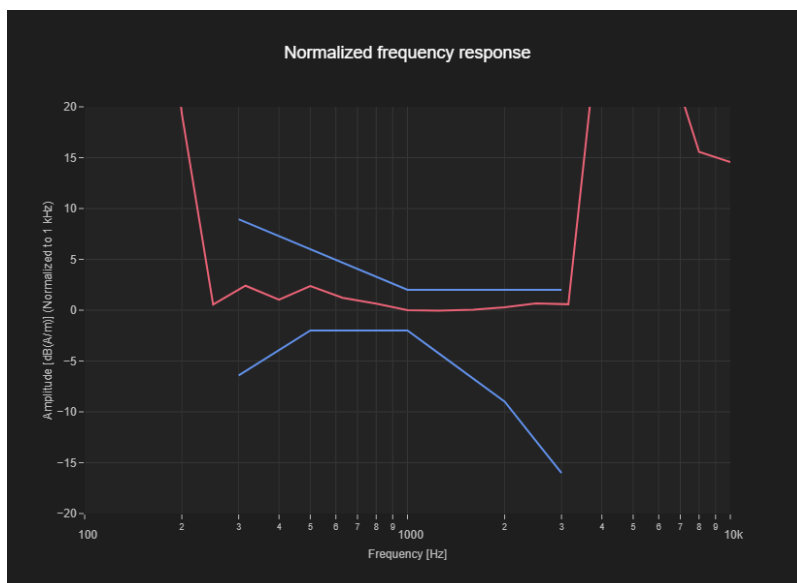
Band Name	Communication Systems Name	Channel	Frequency [MHz]
GSM 850	EDGE-FDD (TDMA, 8PSK, TN 0-1)	189	836.4

Grid Settings

Extent X [mm]	Extent Y [mm]	Step X [mm]	Step Y [mm]	Distance [mm]
52.0	52.0	4.0	4.0	10.0

Results

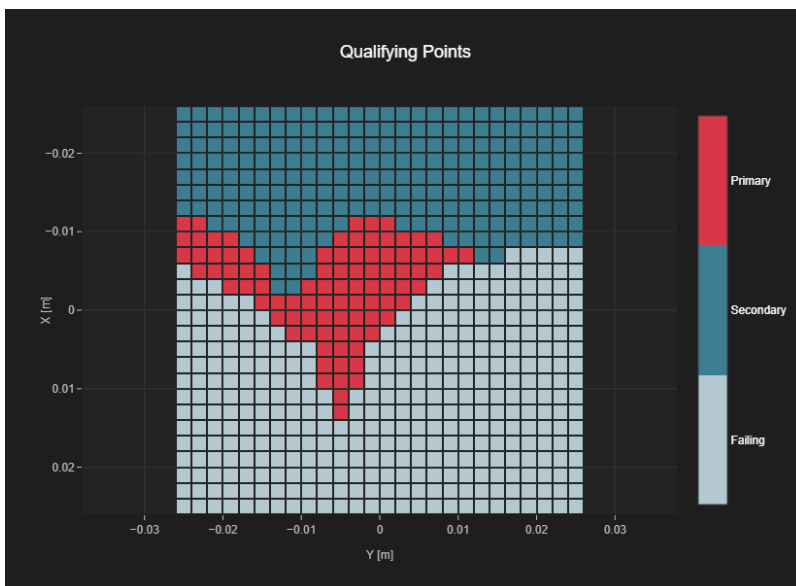
Audio File	Measurement Duration [s]	Margin Upper Bound [dB]	Margin Lower Bound [dB]
48k_voice_300-3000_2s.wav	2.0	1.35	2.0



Plot No.01 T-Coil Coupling Mode Test Report

Results

Primary Group Contiguous Point Count	Secondary Group Point Count	Secondary Group Max Longitudinal	Secondary Group Max Transverse
90	319	20	26



Plot No.02 T-Coil Signal Test Report

Measurement performed on March 20, 2024

Device Under Test

Dimensions [mm]	Speaker Position [mm]
172.0 x 72.0 x 7.5	171.0

Hardware Setup

Probe Name	Probe Calibration Date	DAE Name	DAE Calibration Date
AM1DV3 - 3130	August 21, 2023	DAE3 Sn577	September 14, 2023

Communication Systems

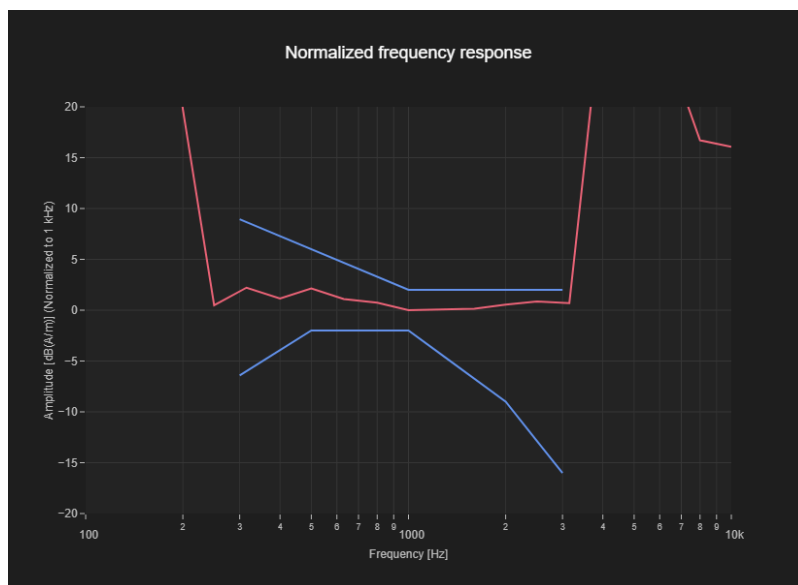
Band Name	Communication Systems Name	Channel	Frequency [MHz]
PCS 1900	EDGE-FDD (TDMA, 8PSK, TN 0-1)	661	1880.0

Grid Settings

Extent X [mm]	Extent Y [mm]	Step X [mm]	Step Y [mm]	Distance [mm]
52.0	52.0	4.0	4.0	10.0

Results

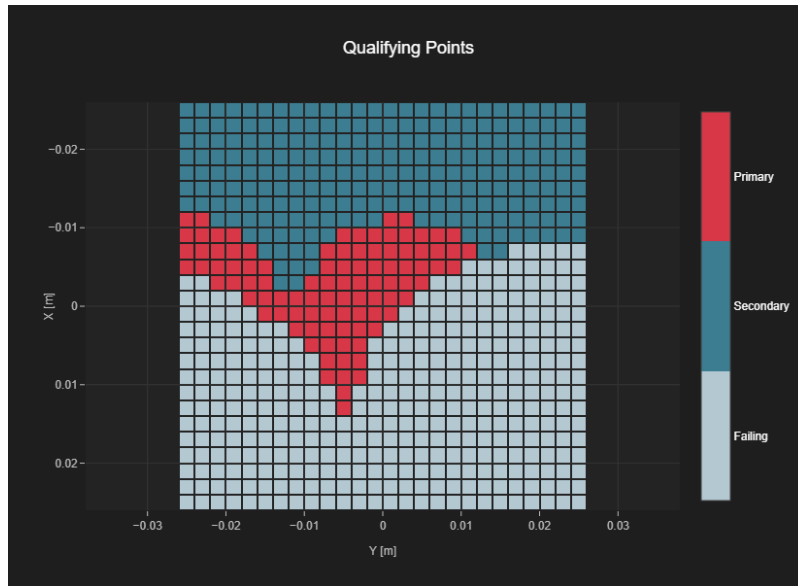
Audio File	Measurement Duration [s]	Margin Upper Bound [dB]	Margin Lower Bound [dB]
48k_voice_300-3000_2s.wav	2.0	1.14	2.0



Plot No.02 T-Coil Coupling Mode Test Report

Results

Primary Group Contiguous Point Count	Secondary Group Point Count	Secondary Group Max Longitudinal	Secondary Group Max Transverse
96	325	20	26



Plot No.03 T-Coil Signal Test Report

Measurement performed on March 20, 2024

Device Under Test

Dimensions [mm]	Speaker Position [mm]
172.0 x 72.0 x 7.5	171.0

Hardware Setup

Probe Name	Probe Calibration Date	DAE Name	DAE Calibration Date
AM1DV3 - 3130	August 21, 2023	DAE3 Sn577	September 14, 2023

Communication Systems

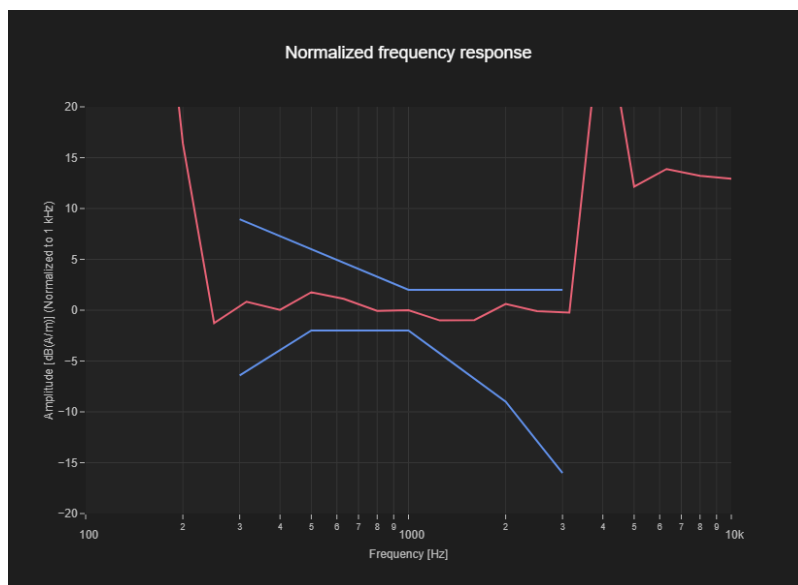
Band Name	Communication Systems Name	Channel	Frequency [MHz]
Band 2	UMTS-FDD (HSPA+)	9400	1880.0

Grid Settings

Extent X [mm]	Extent Y [mm]	Step X [mm]	Step Y [mm]	Distance [mm]
52.0	52.0	4.0	4.0	10.0

Results

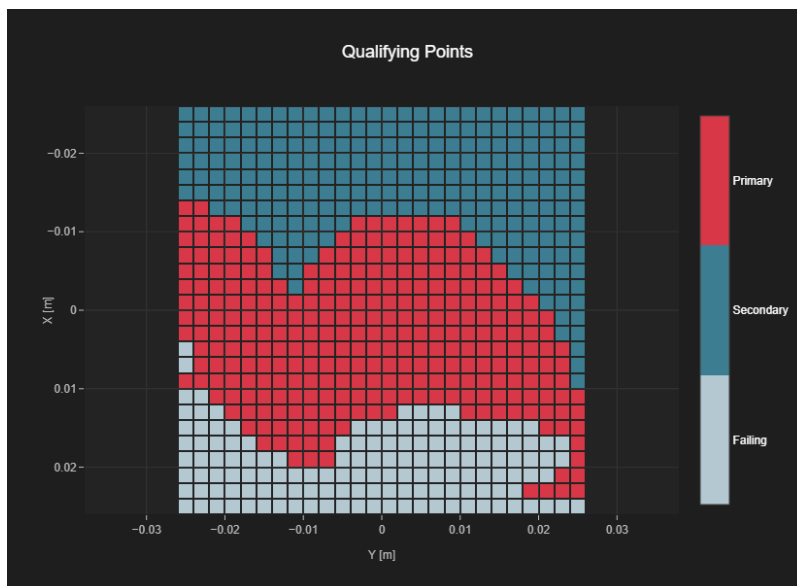
Audio File	Measurement Duration [s]	Margin Upper Bound [dB]	Margin Lower Bound [dB]
48k_voice_300-3000_2s.wav	2.0	1.38	1.93



Plot No.03 T-Coil Coupling Mode Test Report

Results

Primary Group Contiguous Point Count	Secondary Group Point Count	Secondary Group Max Longitudinal	Secondary Group Max Transverse
297	535	25	26



Plot No.04 T-Coil Signal Test Report

Measurement performed on March 20, 2024

Device Under Test

Dimensions [mm]	Speaker Position [mm]
172.0 x 72.0 x 7.5	171.0

Hardware Setup

Probe Name	Probe Calibration Date	DAE Name	DAE Calibration Date
AM1DV3 - 3130	August 21, 2023	DAE3 Sn577	September 14, 2023

Communication Systems

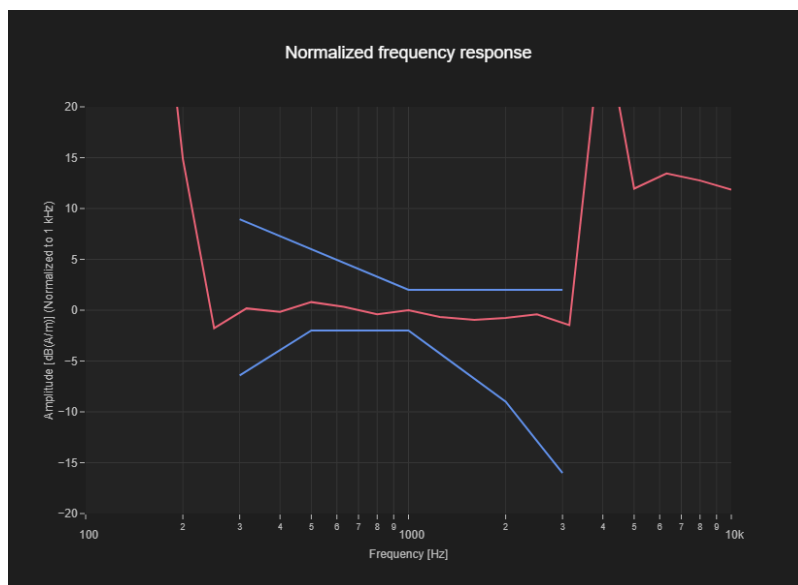
Band Name	Communication Systems Name	Channel	Frequency [MHz]
Band 4	UMTS-FDD (HSPA+)	1413	1732.6

Grid Settings

Extent X [mm]	Extent Y [mm]	Step X [mm]	Step Y [mm]	Distance [mm]
52.0	52.0	4.0	4.0	10.0

Results

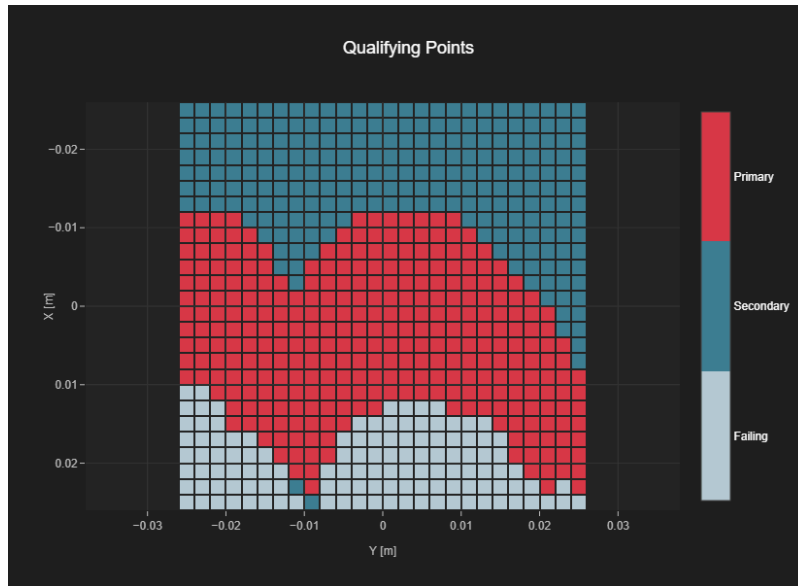
Audio File	Measurement Duration [s]	Margin Upper Bound [dB]	Margin Lower Bound [dB]
48k_voice_300-3000_2s.wav	2.0	2.0	1.6



Plot No.04 T-Coil Coupling Mode Test Report

Results

Primary Group Contiguous Point Count	Secondary Group Point Count	Secondary Group Max Longitudinal	Secondary Group Max Transverse
314	555	26	26



Plot No.05 T-Coil Signal Test Report

Measurement performed on March 20, 2024

Device Under Test

Dimensions [mm]	Speaker Position [mm]
172.0 x 72.0 x 7.5	171.0

Hardware Setup

Probe Name	Probe Calibration Date	DAE Name	DAE Calibration Date
AM1DV3 - 3130	August 21, 2023	DAE3 Sn577	September 14, 2023

Communication Systems

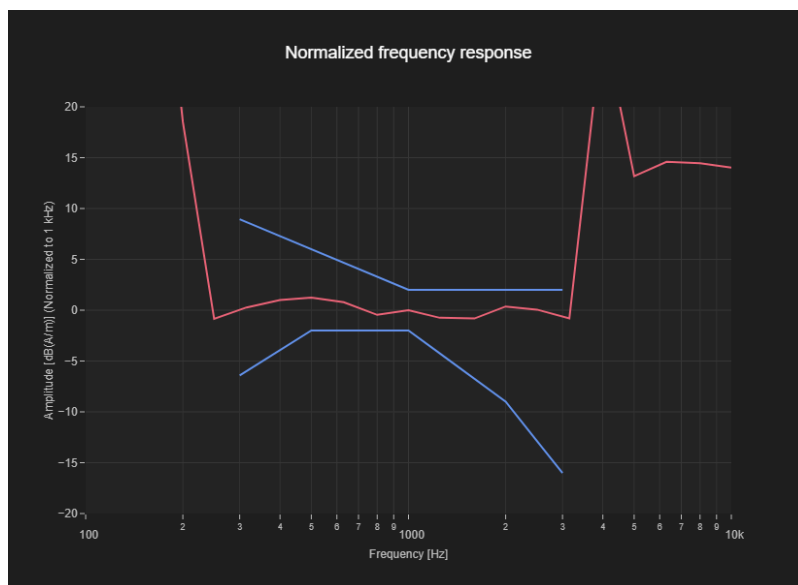
Band Name	Communication Systems Name	Channel	Frequency [MHz]
Band 5	UMTS-FDD (HSPA+)	4182	836.4

Grid Settings

Extent X [mm]	Extent Y [mm]	Step X [mm]	Step Y [mm]	Distance [mm]
52.0	52.0	4.0	4.0	10.0

Results

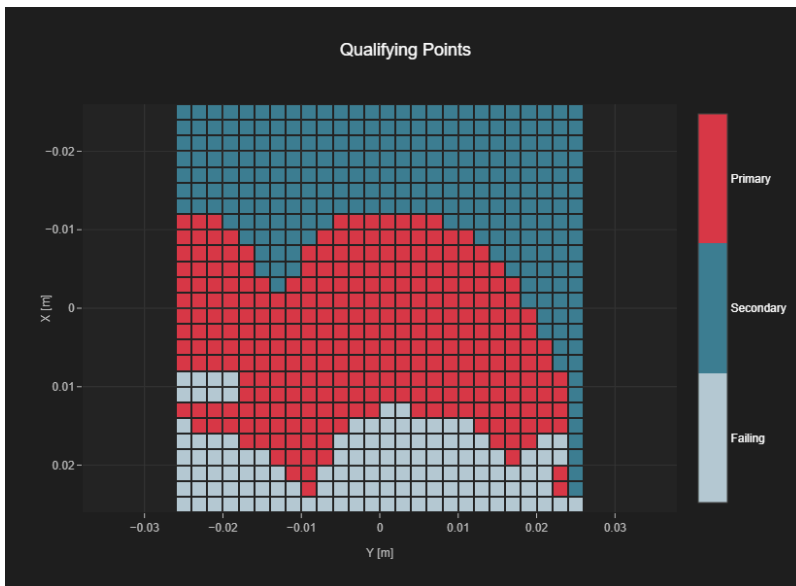
Audio File	Measurement Duration [s]	Margin Upper Bound [dB]	Margin Lower Bound [dB]
48k_voice_300-3000_2s.wav	2.0	1.63	1.54



Plot No.05 T-Coil Coupling Mode Test Report

Results

Primary Group Contiguous Point Count	Secondary Group Point Count	Secondary Group Max Longitudinal	Secondary Group Max Transverse
296	550	25	26



Plot No.06 T-Coil Signal Test Report

Measurement performed on March 20, 2024

Device Under Test

Dimensions [mm]	Speaker Position [mm]
172.0 x 72.0 x 7.5	171.0

Hardware Setup

Probe Name	Probe Calibration Date	DAE Name	DAE Calibration Date
AM1DV3 - 3130	August 21, 2023	DAE3 Sn577	September 14, 2023

Communication Systems

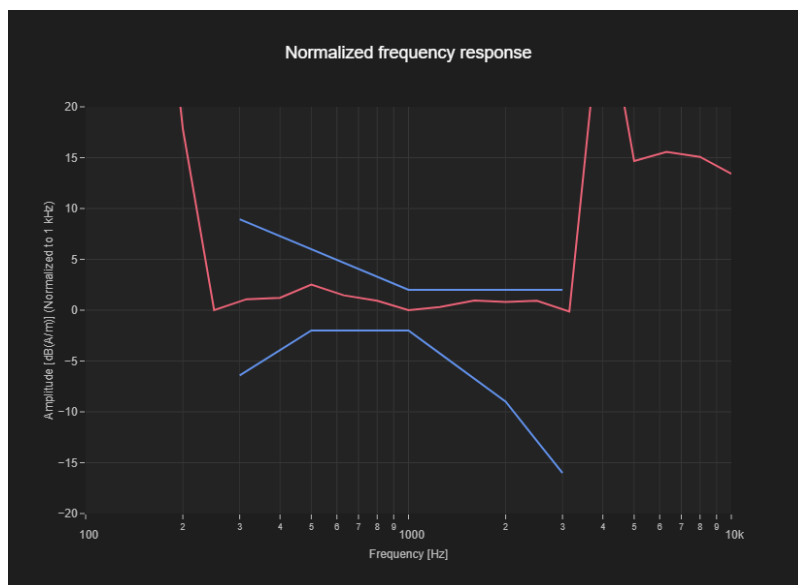
Band Name	Communication Systems Name	Channel	Frequency [MHz]
Band 25	LTE-FDD (SC-FDMA, 1 RB, 20 MHz, QPSK)	26340	1880.0

Grid Settings

Extent X [mm]	Extent Y [mm]	Step X [mm]	Step Y [mm]	Distance [mm]
52.0	52.0	4.0	4.0	10.0

Results

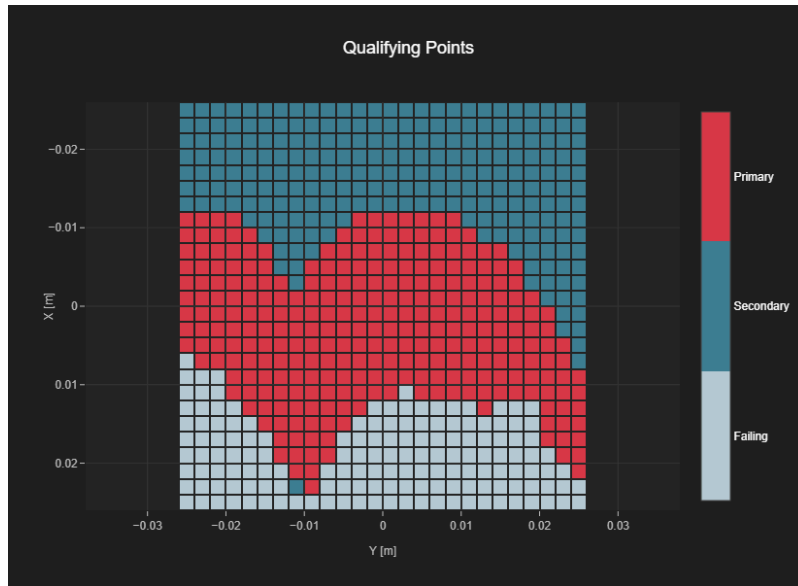
Audio File	Measurement Duration [s]	Margin Upper Bound [dB]	Margin Lower Bound [dB]
48k_voice_300-3000_2s.wav	2.0	1.04	2.0



Plot No.06 T-Coil Coupling Mode Test Report

Results

Primary Group Contiguous Point Count	Secondary Group Point Count	Secondary Group Max Longitudinal	Secondary Group Max Transverse
287	525	25	26



Plot No.07 T-Coil Signal Test Report

Measurement performed on March 20, 2024

Device Under Test

Dimensions [mm]	Speaker Position [mm]
172.0 x 72.0 x 7.5	171.0

Hardware Setup

Probe Name	Probe Calibration Date	DAE Name	DAE Calibration Date
AM1DV3 - 3130	August 21, 2023	DAE3 Sn577	September 14, 2023

Communication Systems

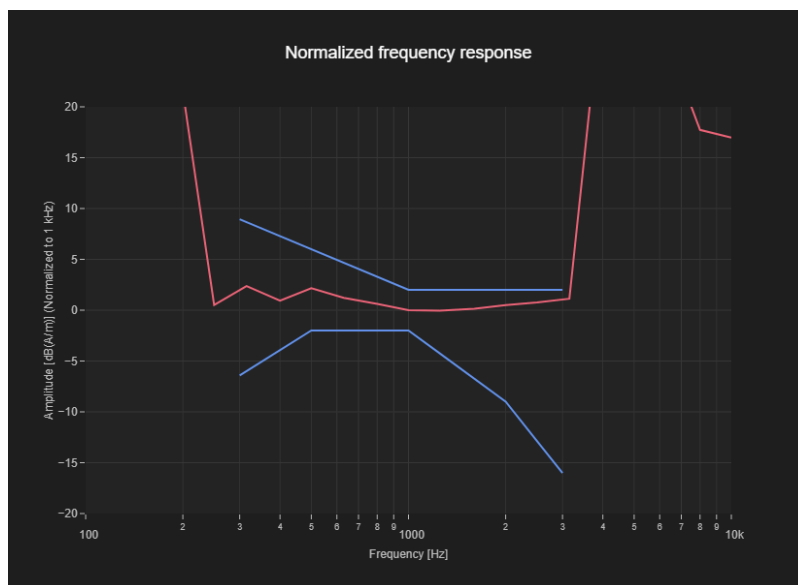
Band Name	Communication Systems Name	Channel	Frequency [MHz]
Band 41	LTE-TDD (SC-FDMA, 1 RB, 20 MHz, QPSK)	40620	2593.0

Grid Settings

Extent X [mm]	Extent Y [mm]	Step X [mm]	Step Y [mm]	Distance [mm]
52.0	52.0	4.0	4.0	10.0

Results

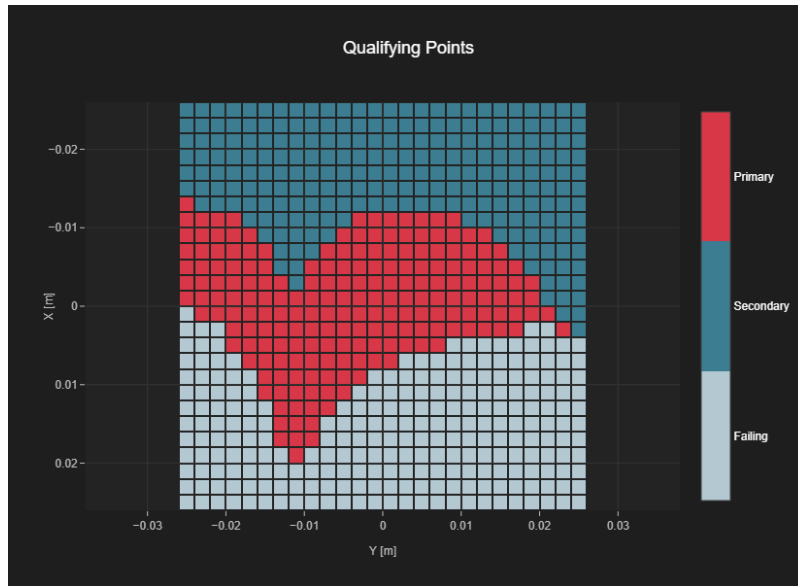
Audio File	Measurement Duration [s]	Margin Upper Bound [dB]	Margin Lower Bound [dB]
48k_voice_300-3000_2s.wav	2.0	0.96	2.0



Plot No.07 T-Coil Coupling Mode Test Report

Results

Primary Group Contiguous Point Count	Secondary Group Point Count	Secondary Group Max Longitudinal	Secondary Group Max Transverse
201	432	23	26



Plot No.08 T-Coil Signal Test Report

Measurement performed on March 28, 2024

Device Under Test

Dimensions [mm]	Speaker Position [mm]
172.0 x 72.0 x 7.5	171.0

Hardware Setup

Probe Name	Probe Calibration Date	DAE Name	DAE Calibration Date
AM1DV3 - 3130	August 21, 2023	DAE3 Sn577	September 14, 2023

Communication Systems

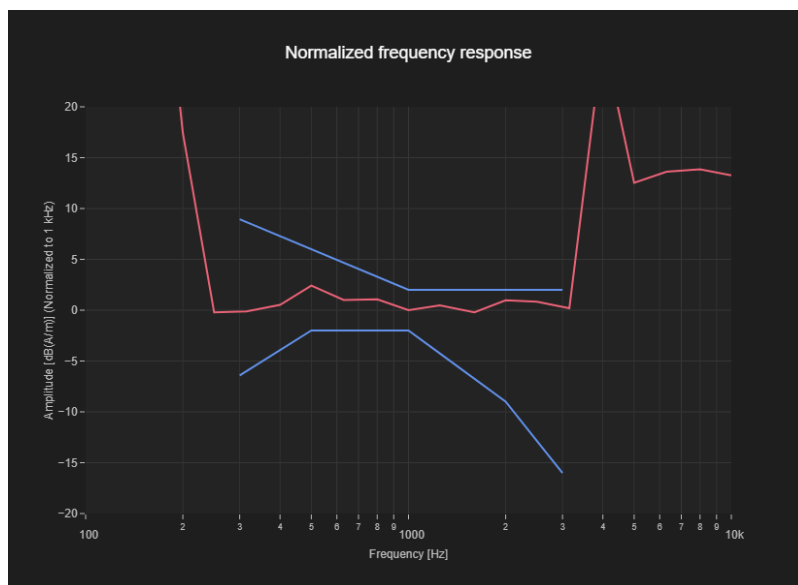
Band Name	Communication Systems Name	Channel	Frequency [MHz]
Band n25	5G NR (DFT-s-OFDM, 1 RB, 20 MHz, QPSK, 15 kHz)	376500	1882.5

Grid Settings

Extent X [mm]	Extent Y [mm]	Step X [mm]	Step Y [mm]	Distance [mm]
52.0	52.0	4.0	4.0	10.0

Results

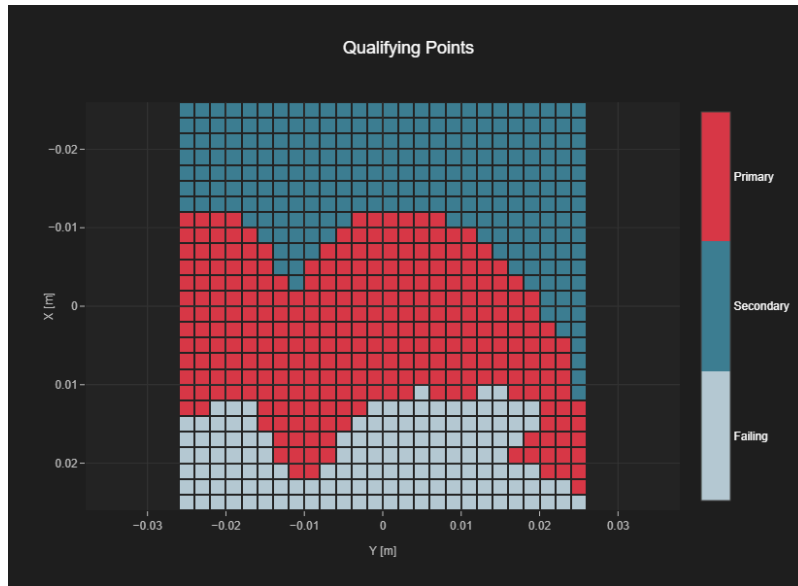
Audio File	Measurement Duration [s]	Margin Upper Bound [dB]	Margin Lower Bound [dB]
48k_voice_300-3000_2s.wav	2.0	1.03	2.0



Plot No.08 T-Coil Coupling Mode Test Report

Results

Primary Group Contiguous Point Count	Secondary Group Point Count	Secondary Group Max Longitudinal	Secondary Group Max Transverse
292	535	25	26



Plot No.09 T-Coil Signal Test Report

Measurement performed on March 28, 2024

Device Under Test

Dimensions [mm]	Speaker Position [mm]
172.0 x 72.0 x 7.5	171.0

Hardware Setup

Probe Name	Probe Calibration Date	DAE Name	DAE Calibration Date
AM1DV3 - 3130	August 21, 2023	DAE3 Sn577	September 14, 2023

Communication Systems

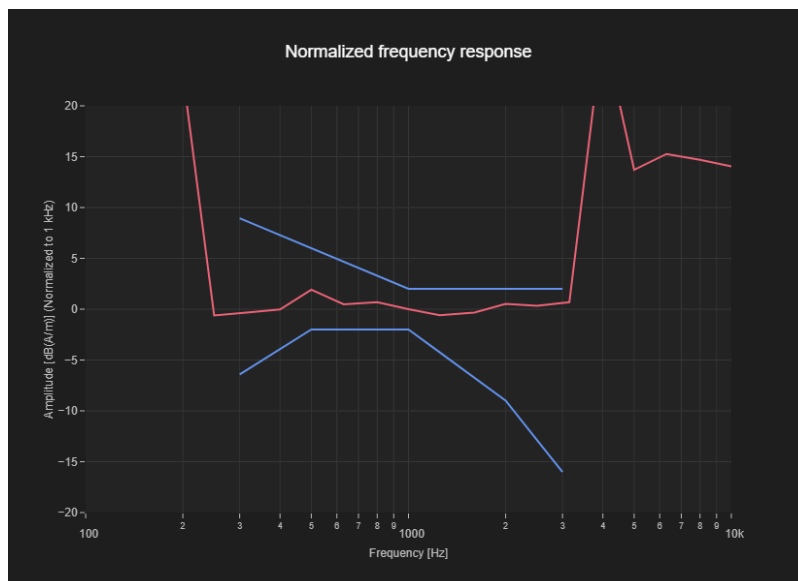
Band Name	Communication Systems Name	Channel	Frequency [MHz]
Band n41	5G NR (DFT-s-OFDM, 1 RB, 100 MHz, QPSK, 30 kHz)	518598	2592.99

Grid Settings

Extent X [mm]	Extent Y [mm]	Step X [mm]	Step Y [mm]	Distance [mm]
52.0	52.0	4.0	4.0	10.0

Results

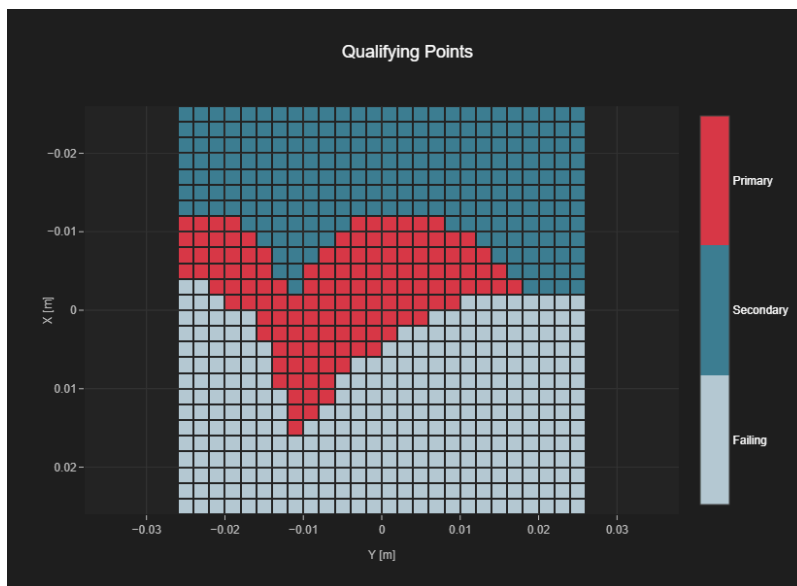
Audio File	Measurement Duration [s]	Margin Upper Bound [dB]	Margin Lower Bound [dB]
48k_voice_300-3000_2s.wav	2.0	1.4	2.0



Plot No.09 T-Coil Coupling Mode Test Report

Results

Primary Group Contiguous Point Count	Secondary Group Point Count	Secondary Group Max Longitudinal	Secondary Group Max Transverse
136	367	21	26



Plot No.10 T-Coil Signal Test Report

Measurement performed on March 22, 2024

Device Under Test

Dimensions [mm]	Speaker Position [mm]
172.0 x 72.0 x 7.5	171.0

Hardware Setup

Probe Name	Probe Calibration Date	DAE Name	DAE Calibration Date
AM1DV3 - 3130	August 21, 2023	DAE3 Sn577	September 14, 2023

Communication Systems

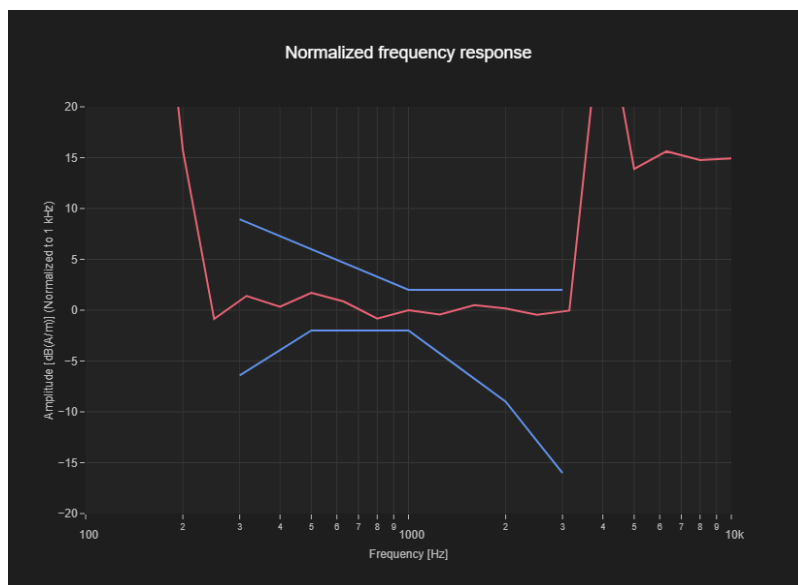
Band Name	Communication Systems Name	Channel	Frequency [MHz]
WLAN 2.4GHz	IEEE 802.11b WiFi 2.4 GHz (DSSS, 1 Mbps)	6	2437.0

Grid Settings

Extent X [mm]	Extent Y [mm]	Step X [mm]	Step Y [mm]	Distance [mm]
52.0	52.0	4.0	4.0	10.0

Results

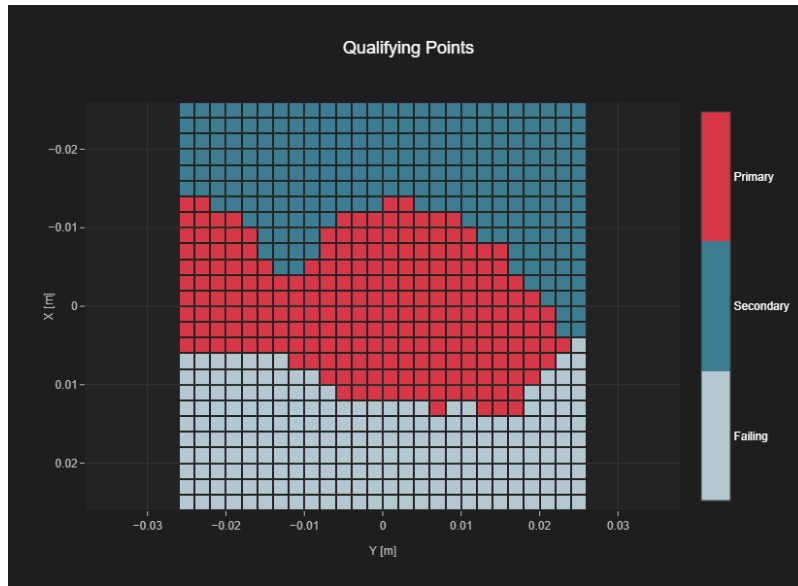
Audio File	Measurement Duration [s]	Margin Upper Bound [dB]	Margin Lower Bound [dB]
48k_voice_300-3000_2s.wav	2.0	1.51	1.18



Plot No.10 T-Coil Coupling Mode Test Report

Results

Primary Group Contiguous Point Count	Secondary Group Point Count	Secondary Group Max Longitudinal	Secondary Group Max Transverse
232	462	20	26



Plot No.11 T-Coil Signal Test Report

Measurement performed on March 26, 2024

Device Under Test

Dimensions [mm]	Speaker Position [mm]
172.0 x 72.0 x 7.5	171.0

Hardware Setup

Probe Name	Probe Calibration Date	DAE Name	DAE Calibration Date
AM1DV3 - 3130	August 21, 2023	DAE3 Sn577	September 14, 2023

Communication Systems

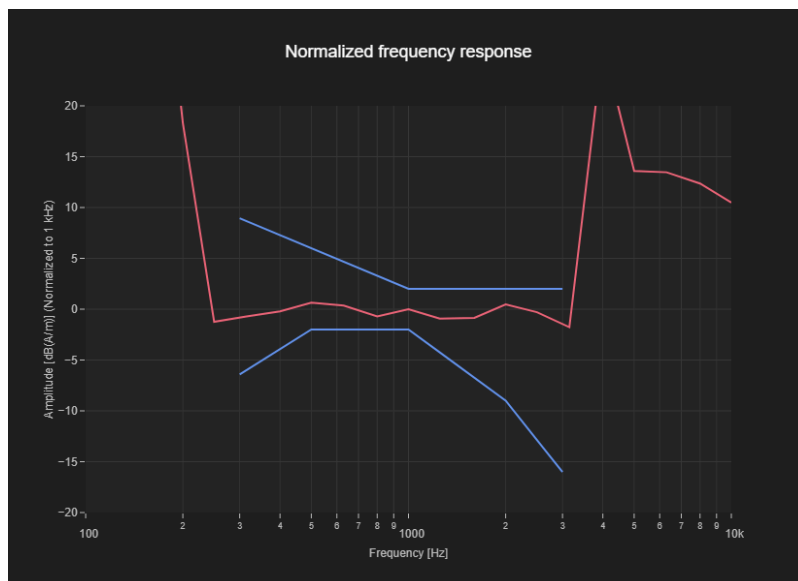
Band Name	Communication Systems Name	Channel	Frequency [MHz]
WLAN 5GHz	IEEE 802.11n (HT Mixed, 40MHz, MCS0, 90pc duty cycle)	38	5190.0

Grid Settings

Extent X [mm]	Extent Y [mm]	Step X [mm]	Step Y [mm]	Distance [mm]
52.0	52.0	4.0	4.0	10.0

Results

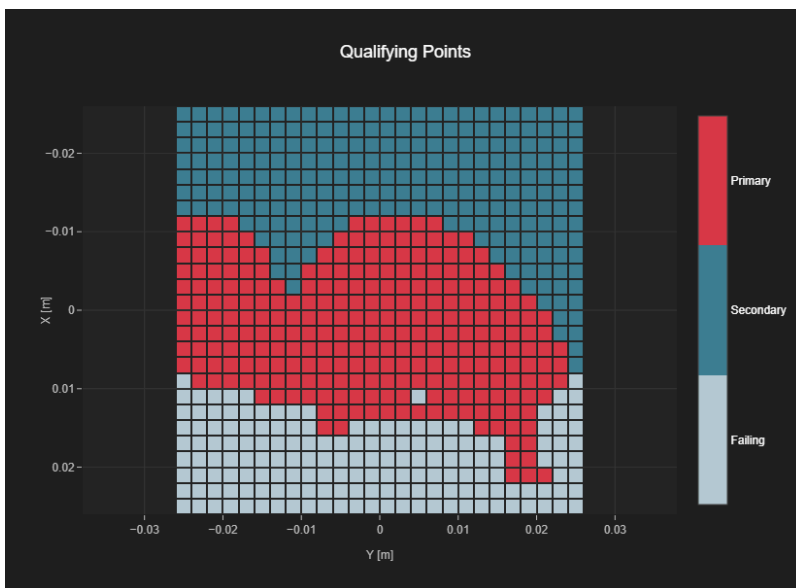
Audio File	Measurement Duration [s]	Margin Upper Bound [dB]	Margin Lower Bound [dB]
48k_voice_300-3000_2s.wav	2.0	1.53	1.28



Plot No.11 T-Coil Coupling Mode Test Report

Results

Primary Group Contiguous Point Count	Secondary Group Point Count	Secondary Group Max Longitudinal	Secondary Group Max Transverse
271	511	24	26



Plot No.12 T-Coil Signal Test Report

Measurement performed on April 11, 2024

Device Under Test

Dimensions [mm]	Speaker Position [mm]
172.0 x 72.0 x 7.5	171.0

Hardware Setup

Probe Name	Probe Calibration Date	DAE Name	DAE Calibration Date
AM1DV3 - 3130	August 21, 2023	DAE3 Sn577	September 14, 2023

Communication Systems

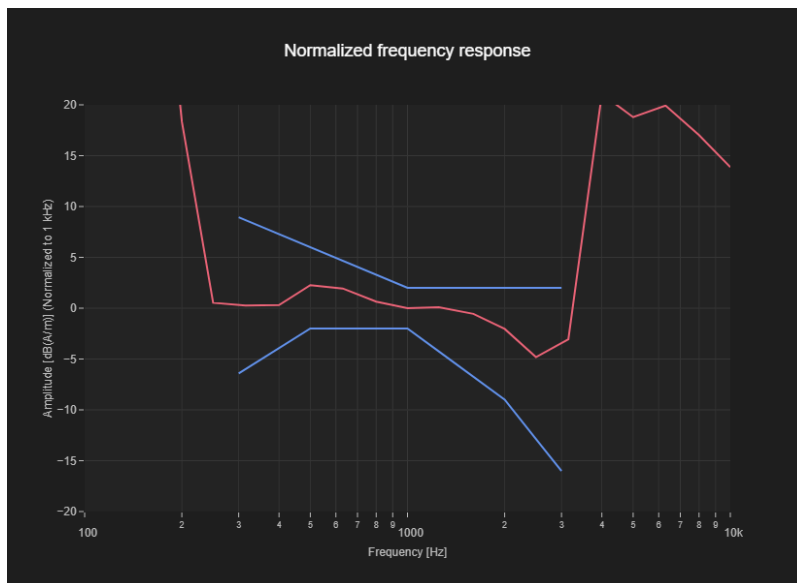
Band Name	Communication Systems Name	Channel	Frequency [MHz]
U-NII-5	IEEE 802.11ax (20MHz, MCS0, 90pc duty cycle)	5	5975.0

Grid Settings

Extent X [mm]	Extent Y [mm]	Step X [mm]	Step Y [mm]	Distance [mm]
52.0	52.0	4.0	4.0	10.0

Results

Audio File	Measurement Duration [s]	Margin Upper Bound [dB]	Margin Lower Bound [dB]
48k_voice_300-3000_2s.wav	2.0	1.91	2.0



Plot No.12 T-Coil Coupling Mode Test Report

Results

Primary Group Contiguous Point Count	Secondary Group Point Count	Secondary Group Max Longitudinal	Secondary Group Max Transverse
166	408	18	26

