




Appendix D

Test Setup Photographs

1, Photographs of EUT Test Position




Head Exposure Condition








Hotspot Exposure Condition






Body-Worn Exposure Condition

Front side 5mm	Back side 5mm
	
Back side with headset 5mm	N/A
	









Product Specific 10g SAR
Exposure Condition






Sensor Off

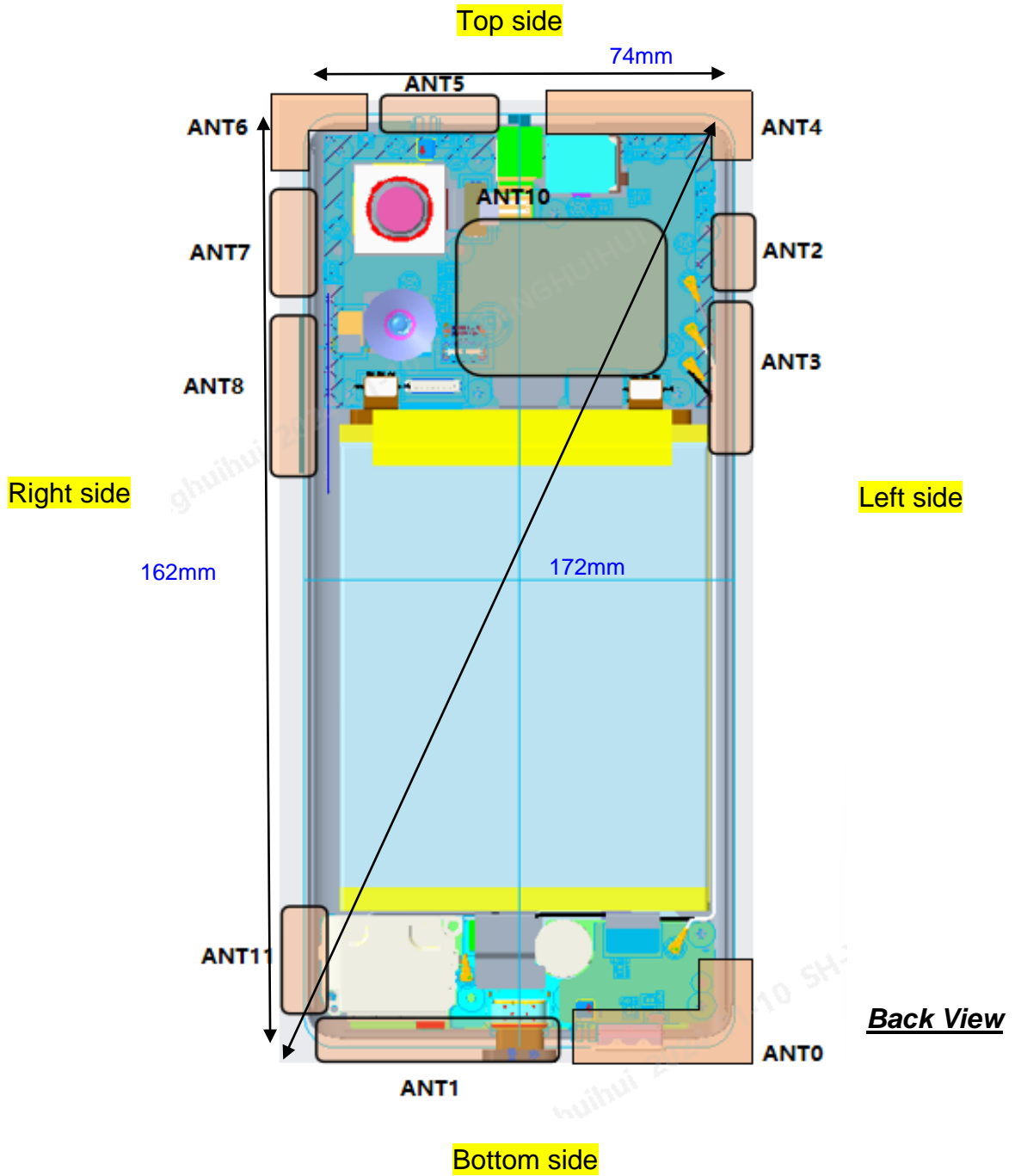
Front side 3mm	Front side 4mm
	
Front side 6mm	Front side 9mm
	
Front side 13mm	N/A
	







Antenna Location





Antenna	Support Tx Band
ANT 0	GSM850; WCDMA B5; LTE B5/B12/B13/B17/B26; NR n5/n26
ANT 1	GSM1900; WCDMA B2/B4; LTE B2/B4/B7/B25/B38/B41/B66; NR n2/n7/n38/n41/n66
ANT 2	LTE B42; NR n78
ANT 4	GSM850, GSM1900; WCDMA B2/B4/B5; LTE B2/B4/B5/B7/B12/B13/B17/B25/B26/B38/B41/B66; NR n2/n5/n7/n26/n38/n41/n66
ANT 5	NR n78; WLAN5G CH0
ANT 6	WLAN2.4G CH0; BT
ANT 7	NR n78
ANT 8	WLAN2.4G CH1, WLAN5G CH1
ANT 10	NFC 13.56 MHz
ANT 11	NR n78

According to the distance between GSM/WCDMA/LTE/5G NR/Wi-Fi/BT antennas and the sides of the EUT we can draw the conclusion that:

EUT Sides for SAR Testing							
Mode	Exposure Condition	Front	Back	Left	Right	Top	Bottom
ANT 0	Hotspot/Product specific 10g SAR	Yes	Yes	Yes	No	No	Yes
ANT 2/4	Hotspot/Product specific 10g SAR	Yes	Yes	Yes	No	Yes	No
ANT 1/11	Hotspot/Product specific 10g SAR	Yes	Yes	No	Yes	No	Yes
ANT 5/6/7/8	Hotspot/Product specific 10g SAR	Yes	Yes	No	Yes	Yes	No

Note:

When the antenna-to-edge distance is greater than 2.5cm, such position does not need to be tested.