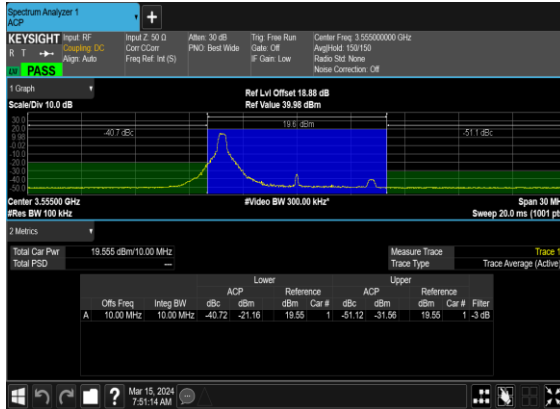
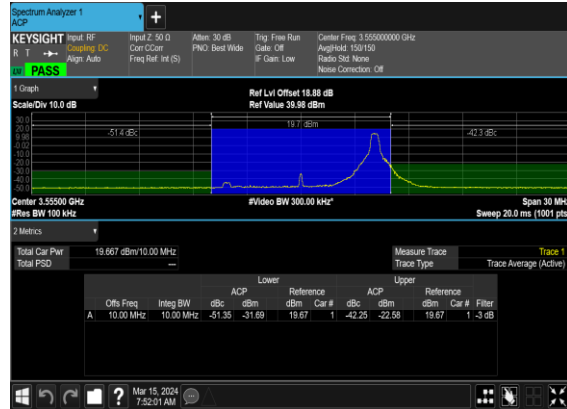


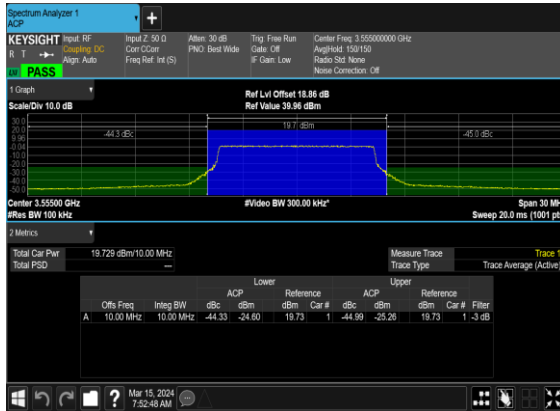
N48(10M)\_CP-  
OFDM\_QPSK\_Edge\_1RB\_Left\_Low\_CH



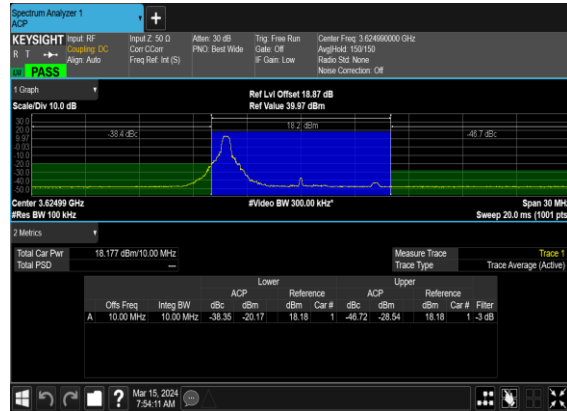
N48(10M)\_CP-  
OFDM\_QPSK\_Edge\_1RB\_Right\_Low\_CH



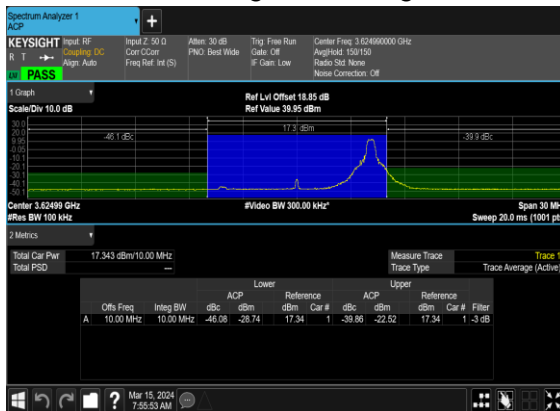
N48(10M)\_CP-  
OFDM\_QPSK\_Outer\_Full\_Low\_CH



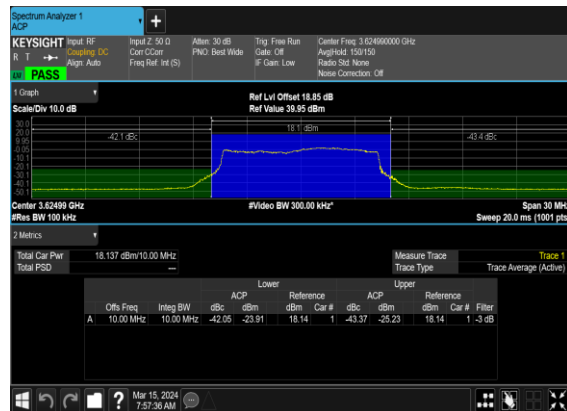
N48(10M)\_CP-  
OFDM\_QPSK\_Edge\_1RB\_Left\_Mid\_CH



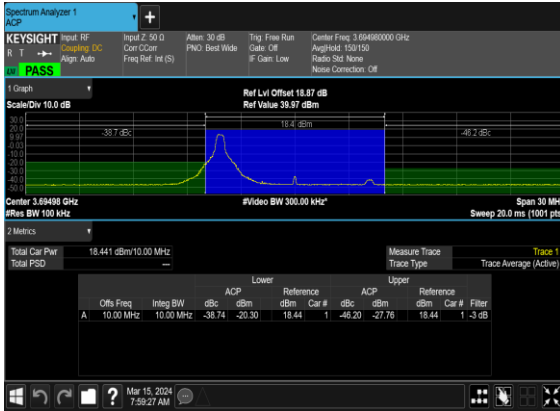
N48(10M)\_CP-  
OFDM\_QPSK\_Edge\_1RB\_Right\_Mid\_CH



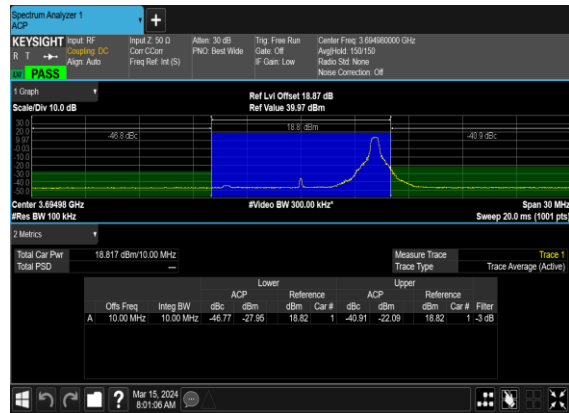
N48(10M)\_CP-  
OFDM\_QPSK\_Outer\_Full\_Mid\_CH



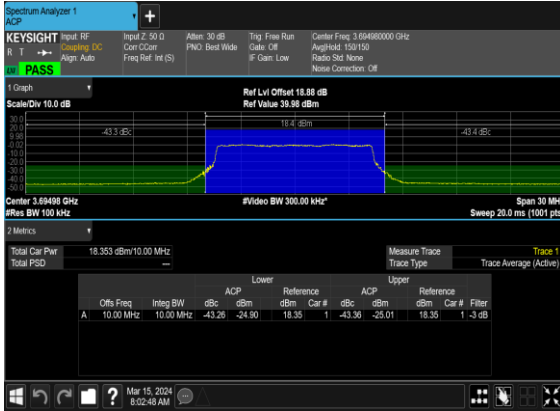
N48(10M)\_CP-  
OFDM\_QPSK\_Edge\_1RB\_Left\_High\_CH



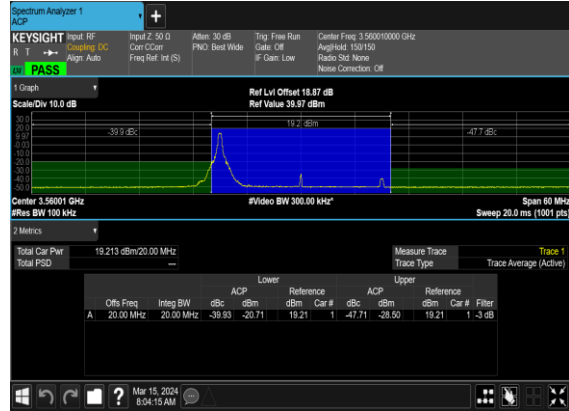
N48(10M)\_CP-  
OFDM\_QPSK\_Edge\_1RB\_Right\_High\_C  
H



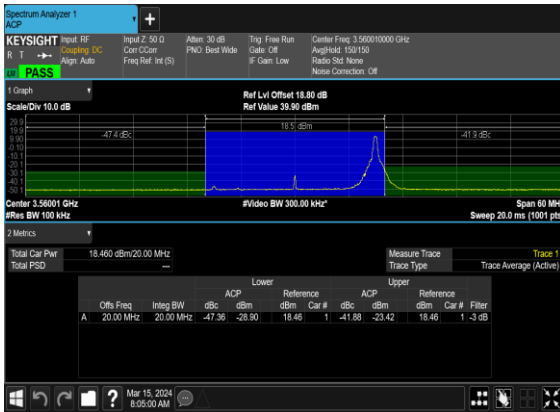
N48(10M)\_CP-  
OFDM\_QPSK\_Outer\_Full\_High\_CH



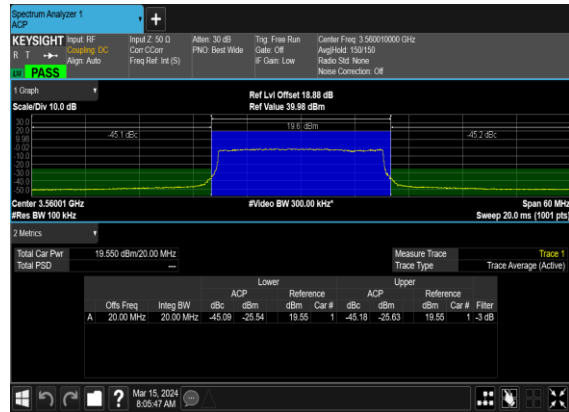
N48(20M)\_CP-  
OFDM\_QPSK\_Edge\_1RB\_Left\_Low\_CH



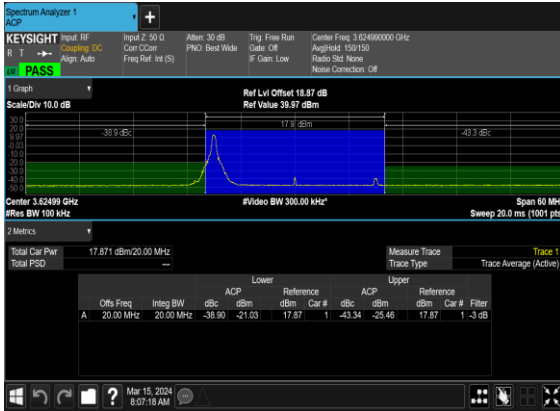
N48(20M)\_CP-  
OFDM\_QPSK\_Edge\_1RB\_Right\_Low\_CH



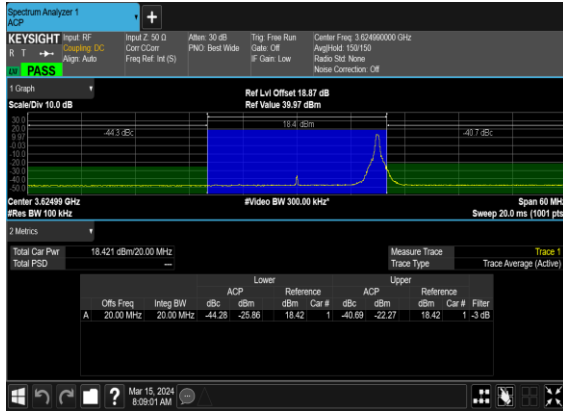
N48(20M)\_CP-  
OFDM\_QPSK\_Outer\_Full\_Low\_CH



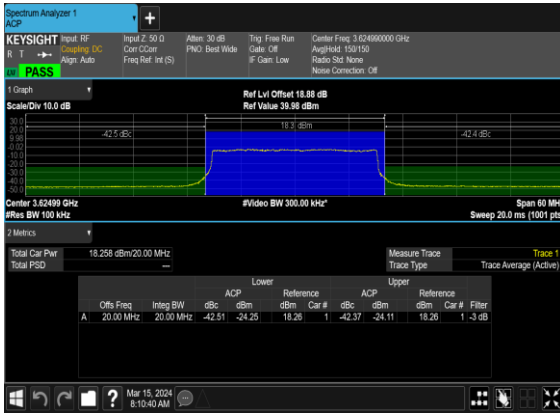
N48(20M)\_CP-  
OFDM\_QPSK\_Edge\_1RB\_Left\_Mid\_CH



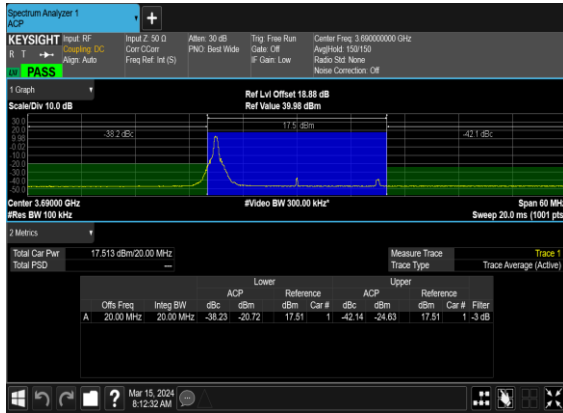
N48(20M)\_CP-  
OFDM\_QPSK\_Edge\_1RB\_Right\_Mid\_CH



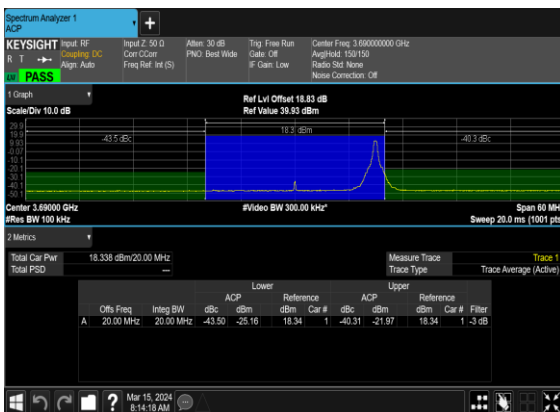
N48(20M)\_CP-  
OFDM\_QPSK\_Outer\_Full\_Mid\_CH



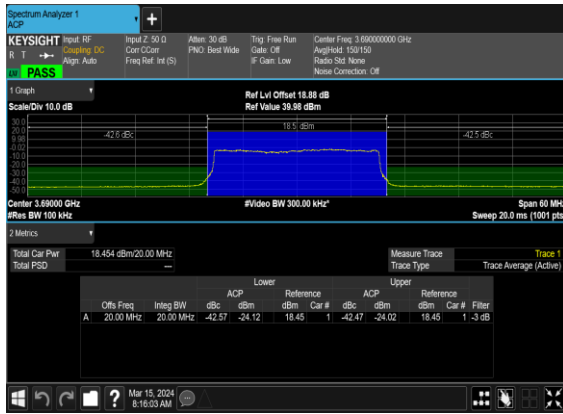
N48(20M)\_CP-  
OFDM\_QPSK\_Edge\_1RB\_Left\_High\_CH



N48(20M)\_CP-  
OFDM\_QPSK\_Edge\_1RB\_Right\_High\_C  
H



N48(20M)\_CP-  
OFDM\_QPSK\_Outer\_Full\_High\_CH



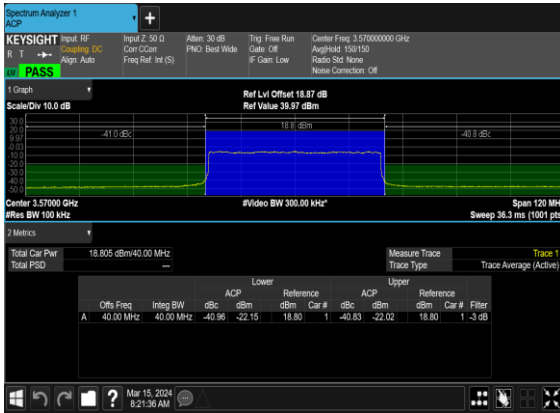
### N48(40M)\_CP- OFDM\_QPSK\_Edge\_1RB\_Left\_Low\_CH



### N48(40M)\_CP- OFDM\_QPSK\_Edge\_1RB\_Right\_Low\_CH



### N48(40M)\_CP- OFDM\_QPSK\_Outer\_Full\_Low\_CH



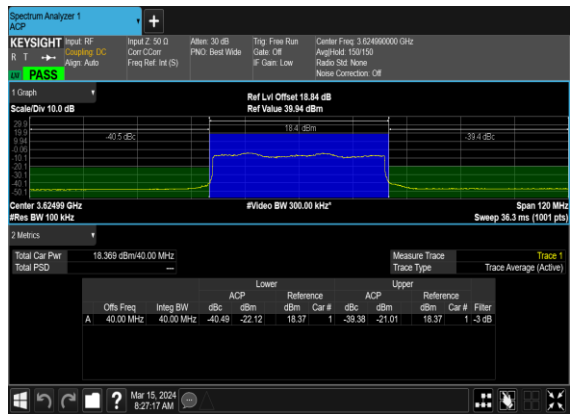
### N48(40M)\_CP- OFDM\_QPSK\_Edge\_1RB\_Left\_Mid\_CH



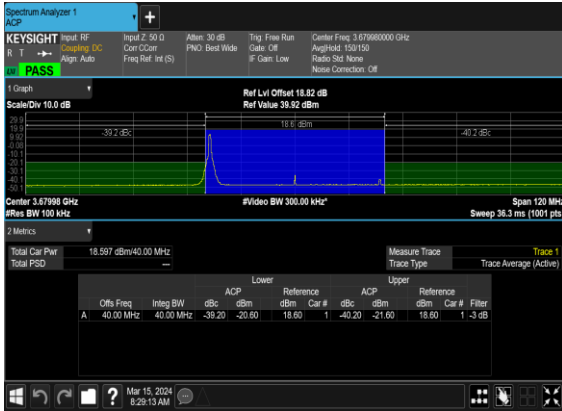
### N48(40M)\_CP- OFDM\_QPSK\_Edge\_1RB\_Right\_Mid\_CH



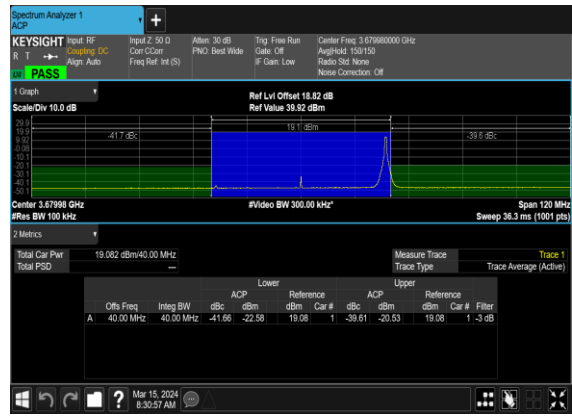
### N48(40M)\_CP- OFDM\_QPSK\_Outer\_Full\_Mid\_CH



### N48(40M)\_CP- OFDM\_QPSK\_Edge\_1RB\_Left\_High\_CH



### N48(40M)\_CP- OFDM\_QPSK\_Edge\_1RB\_Right\_High\_C H



### N48(40M)\_CP- OFDM\_QPSK\_Outer\_Full\_High\_CH



## Conducted Spurious Emissions

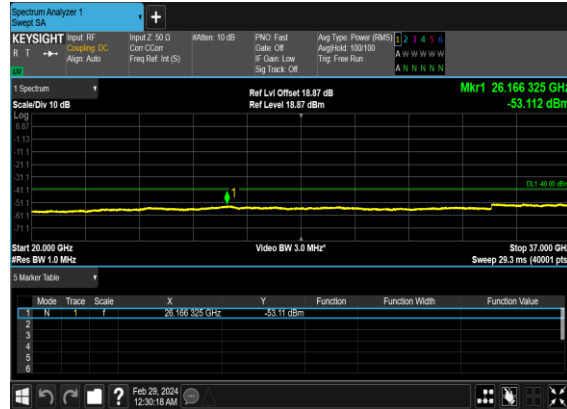
| NR Band | SCS (kHz) | Bandwidth (MHz) | Arfcn  | Freq (MHz) | Modulation   | RB  | Result    | Verdict |
|---------|-----------|-----------------|--------|------------|--------------|-----|-----------|---------|
| 48      | 30        | 10              | 637000 | 3555.0     | CP-OFDM QPSK | 1@0 | see graph | ---     |
| 48      | 30        | 10              | 637000 | 3555.0     | CP-OFDM QPSK | 1@0 | see graph | PASS    |
| 48      | 30        | 10              | 637000 | 3555.0     | CP-OFDM QPSK | 1@0 | see graph | PASS    |
| 48      | 30        | 10              | 641666 | 3624.99    | CP-OFDM QPSK | 1@0 | see graph | ---     |
| 48      | 30        | 10              | 641666 | 3624.99    | CP-OFDM QPSK | 1@0 | see graph | PASS    |
| 48      | 30        | 10              | 641666 | 3624.99    | CP-OFDM QPSK | 1@0 | see graph | PASS    |
| 48      | 30        | 10              | 646332 | 3694.98    | CP-OFDM QPSK | 1@0 | see graph | ---     |
| 48      | 30        | 10              | 646332 | 3694.98    | CP-OFDM QPSK | 1@0 | see graph | PASS    |
| 48      | 30        | 10              | 646332 | 3694.98    | CP-OFDM QPSK | 1@0 | see graph | PASS    |
| 48      | 30        | 20              | 637334 | 3560.01    | CP-OFDM QPSK | 1@0 | see graph | ---     |
| 48      | 30        | 20              | 637334 | 3560.01    | CP-OFDM QPSK | 1@0 | see graph | PASS    |
| 48      | 30        | 20              | 637334 | 3560.01    | CP-OFDM QPSK | 1@0 | see graph | PASS    |
| 48      | 30        | 20              | 641666 | 3624.99    | CP-OFDM QPSK | 1@0 | see graph | ---     |
| 48      | 30        | 20              | 641666 | 3624.99    | CP-OFDM QPSK | 1@0 | see graph | PASS    |
| 48      | 30        | 20              | 641666 | 3624.99    | CP-OFDM QPSK | 1@0 | see graph | PASS    |
| 48      | 30        | 20              | 646000 | 3690.0     | CP-OFDM QPSK | 1@0 | see graph | ---     |
| 48      | 30        | 20              | 646000 | 3690.0     | CP-OFDM QPSK | 1@0 | see graph | PASS    |
| 48      | 30        | 20              | 646000 | 3690.0     | CP-OFDM QPSK | 1@0 | see graph | PASS    |
| 48      | 30        | 40              | 638000 | 3570.0     | CP-OFDM QPSK | 1@0 | see graph | ---     |
| 48      | 30        | 40              | 638000 | 3570.0     | CP-OFDM QPSK | 1@0 | see graph | PASS    |
| 48      | 30        | 40              | 638000 | 3570.0     | CP-OFDM QPSK | 1@0 | see graph | PASS    |
| 48      | 30        | 40              | 641666 | 3624.99    | CP-OFDM QPSK | 1@0 | see graph | ---     |

|           |    |    |        |         |                 |     |           |             |
|-----------|----|----|--------|---------|-----------------|-----|-----------|-------------|
| <b>48</b> | 30 | 40 | 641666 | 3624.99 | CP-OFDM<br>QPSK | 1@0 | see graph | <b>PASS</b> |
| <b>48</b> | 30 | 40 | 641666 | 3624.99 | CP-OFDM<br>QPSK | 1@0 | see graph | <b>PASS</b> |
| <b>48</b> | 30 | 40 | 645332 | 3679.98 | CP-OFDM<br>QPSK | 1@0 | see graph | ---         |
| <b>48</b> | 30 | 40 | 645332 | 3679.98 | CP-OFDM<br>QPSK | 1@0 | see graph | <b>PASS</b> |
| <b>48</b> | 30 | 40 | 645332 | 3679.98 | CP-OFDM<br>QPSK | 1@0 | see graph | <b>PASS</b> |

### N48(10M)\_CP- OFDM\_QPSK\_Edge\_1RB\_Left\_Low\_CH



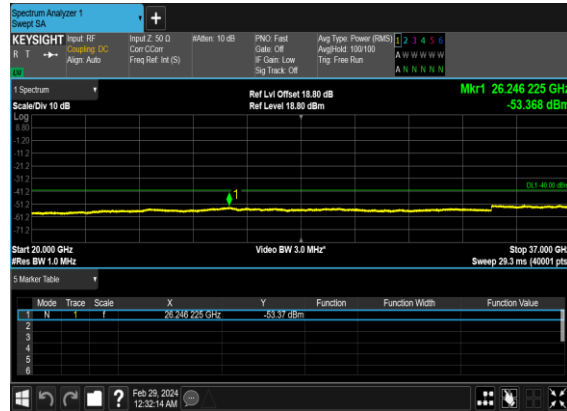
### N48(10M)\_CP- OFDM\_QPSK\_Edge\_1RB\_Left\_Low\_CH



### N48(10M)\_CP- OFDM\_QPSK\_Edge\_1RB\_Left\_Mid\_CH



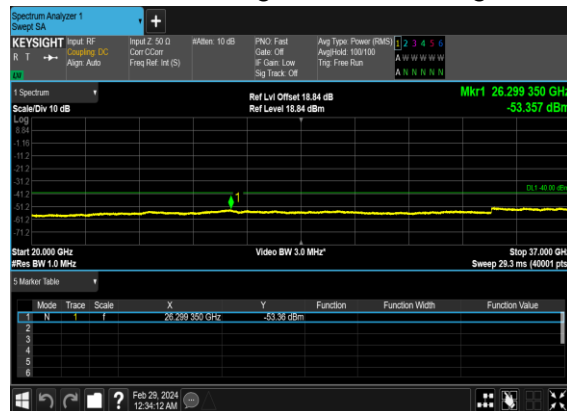
### N48(10M)\_CP- OFDM\_QPSK\_Edge\_1RB\_Left\_Mid\_CH



### N48(10M)\_CP- OFDM\_QPSK\_Edge\_1RB\_Left\_High\_CH



### N48(10M)\_CP- OFDM\_QPSK\_Edge\_1RB\_Left\_High\_CH



### N48(20M)\_CP- OFDM\_QPSK\_Edge\_1RB\_Left\_Low\_CH



### N48(20M)\_CP- OFDM\_QPSK\_Edge\_1RB\_Left\_Low\_CH



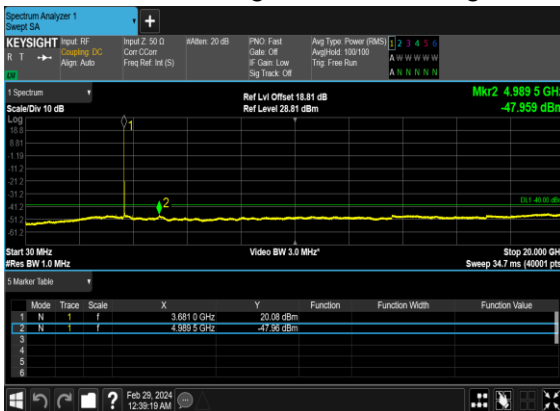
### N48(20M)\_CP- OFDM\_QPSK\_Edge\_1RB\_Left\_Mid\_CH



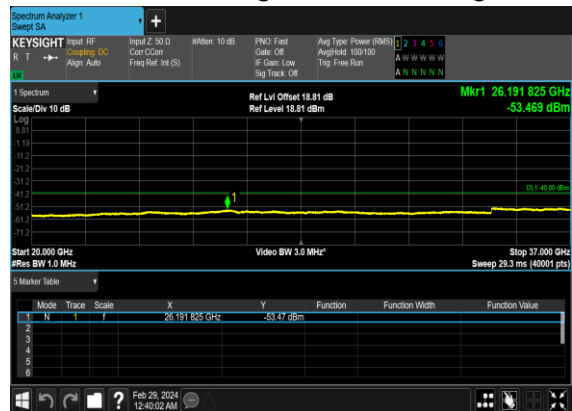
### N48(20M)\_CP- OFDM\_QPSK\_Edge\_1RB\_Left\_Mid\_CH



### N48(20M)\_CP- OFDM\_QPSK\_Edge\_1RB\_Left\_High\_CH



### N48(20M)\_CP- OFDM\_QPSK\_Edge\_1RB\_Left\_High\_CH



### N48(40M)\_CP- OFDM\_QPSK\_Edge\_1RB\_Left\_Low\_CH



### N48(40M)\_CP- OFDM\_QPSK\_Edge\_1RB\_Left\_Low\_CH



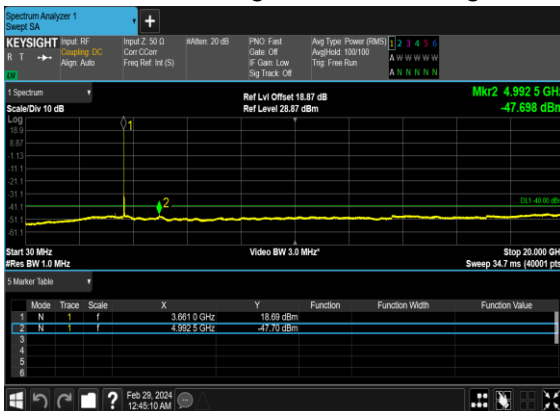
### N48(40M)\_CP- OFDM\_QPSK\_Edge\_1RB\_Left\_Mid\_CH



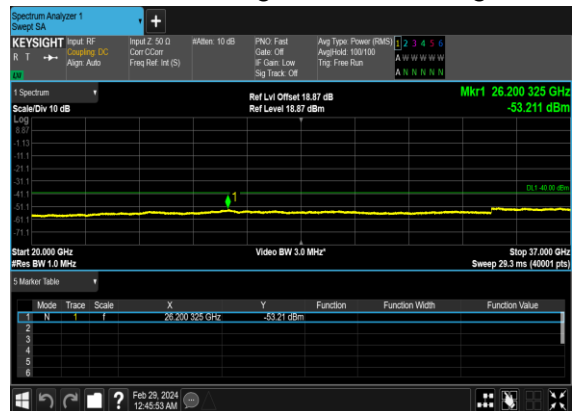
### N48(40M)\_CP- OFDM\_QPSK\_Edge\_1RB\_Left\_Mid\_CH



### N48(40M)\_CP- OFDM\_QPSK\_Edge\_1RB\_Left\_High\_CH



### N48(40M)\_CP- OFDM\_QPSK\_Edge\_1RB\_Left\_High\_CH

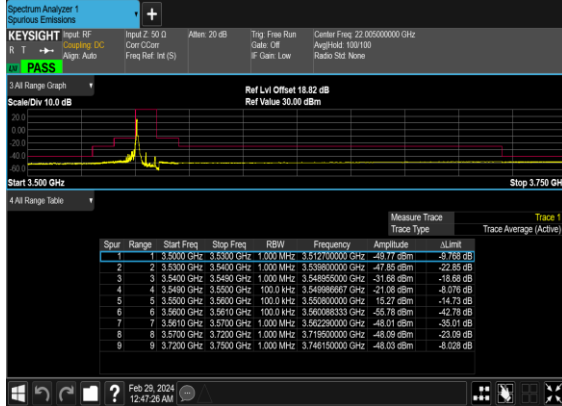


## Conducted Band Edge

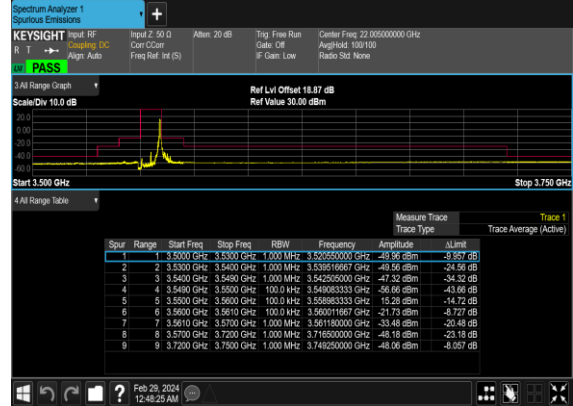
| NR Band | SCS (kHz) | Bandwidth (MHz) | Arfcn  | Freq (MHz) | Modulation   | RB    | Result    | Verdict |
|---------|-----------|-----------------|--------|------------|--------------|-------|-----------|---------|
| 48      | 30        | 10              | 637000 | 3555.0     | CP-OFDM QPSK | 1@0   | see graph | PASS    |
| 48      | 30        | 10              | 637000 | 3555.0     | CP-OFDM QPSK | 1@23  | see graph | PASS    |
| 48      | 30        | 10              | 637000 | 3555.0     | CP-OFDM QPSK | 24@0  | see graph | PASS    |
| 48      | 30        | 10              | 641666 | 3624.99    | CP-OFDM QPSK | 1@0   | see graph | PASS    |
| 48      | 30        | 10              | 641666 | 3624.99    | CP-OFDM QPSK | 1@23  | see graph | PASS    |
| 48      | 30        | 10              | 641666 | 3624.99    | CP-OFDM QPSK | 24@0  | see graph | PASS    |
| 48      | 30        | 10              | 646332 | 3694.98    | CP-OFDM QPSK | 1@0   | see graph | PASS    |
| 48      | 30        | 10              | 646332 | 3694.98    | CP-OFDM QPSK | 1@23  | see graph | PASS    |
| 48      | 30        | 10              | 646332 | 3694.98    | CP-OFDM QPSK | 24@0  | see graph | PASS    |
| 48      | 30        | 20              | 637334 | 3560.01    | CP-OFDM QPSK | 1@0   | see graph | PASS    |
| 48      | 30        | 20              | 637334 | 3560.01    | CP-OFDM QPSK | 1@50  | see graph | PASS    |
| 48      | 30        | 20              | 637334 | 3560.01    | CP-OFDM QPSK | 51@0  | see graph | PASS    |
| 48      | 30        | 20              | 641666 | 3624.99    | CP-OFDM QPSK | 1@0   | see graph | PASS    |
| 48      | 30        | 20              | 641666 | 3624.99    | CP-OFDM QPSK | 1@50  | see graph | PASS    |
| 48      | 30        | 20              | 641666 | 3624.99    | CP-OFDM QPSK | 51@0  | see graph | PASS    |
| 48      | 30        | 20              | 646000 | 3690.0     | CP-OFDM QPSK | 1@0   | see graph | PASS    |
| 48      | 30        | 20              | 646000 | 3690.0     | CP-OFDM QPSK | 1@50  | see graph | PASS    |
| 48      | 30        | 20              | 646000 | 3690.0     | CP-OFDM QPSK | 51@0  | see graph | PASS    |
| 48      | 30        | 40              | 638000 | 3570.0     | CP-OFDM QPSK | 1@0   | see graph | PASS    |
| 48      | 30        | 40              | 638000 | 3570.0     | CP-OFDM QPSK | 1@105 | see graph | PASS    |
| 48      | 30        | 40              | 638000 | 3570.0     | CP-OFDM QPSK | 106@0 | see graph | PASS    |
| 48      | 30        | 40              | 641666 | 3624.99    | CP-OFDM QPSK | 1@0   | see graph | PASS    |
| 48      | 30        | 40              | 641666 | 3624.99    | CP-OFDM QPSK | 1@105 | see graph | PASS    |
| 48      | 30        | 40              | 641666 | 3624.99    | CP-OFDM QPSK | 106@0 | see graph | PASS    |
| 48      | 30        | 40              | 645332 | 3679.98    | CP-OFDM QPSK | 1@0   | see graph | PASS    |

|           |    |    |        |         |                 |       |           |             |
|-----------|----|----|--------|---------|-----------------|-------|-----------|-------------|
| <b>48</b> | 30 | 40 | 645332 | 3679.98 | CP-OFDM<br>QPSK | 1@105 | see graph | <b>PASS</b> |
| <b>48</b> | 30 | 40 | 645332 | 3679.98 | CP-OFDM<br>QPSK | 106@0 | see graph | <b>PASS</b> |

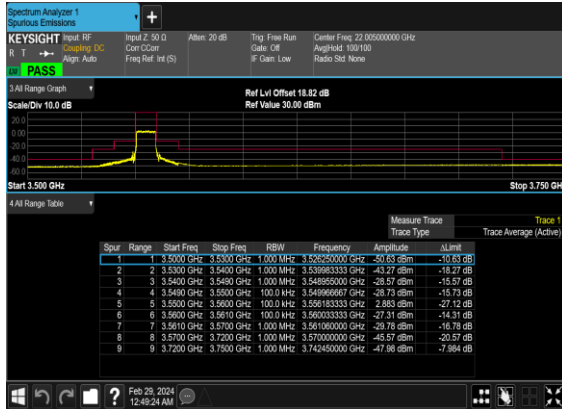
### N48(10M)\_CP- OFDM\_QPSK\_Edge\_1RB\_Left\_Low\_CH



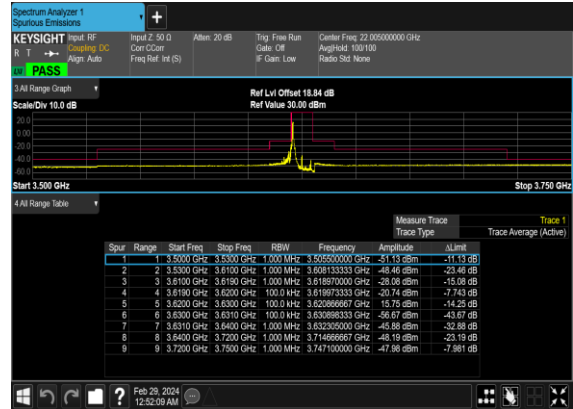
### N48(10M)\_CP- OFDM\_QPSK\_Edge\_1RB\_Right\_Low\_CH



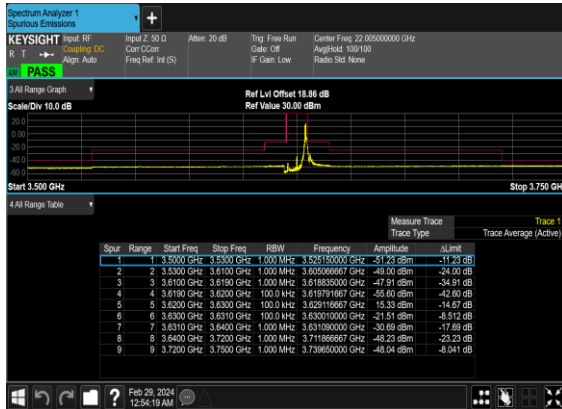
### N48(10M)\_CP- OFDM\_QPSK\_Outer\_Full\_Low\_CH



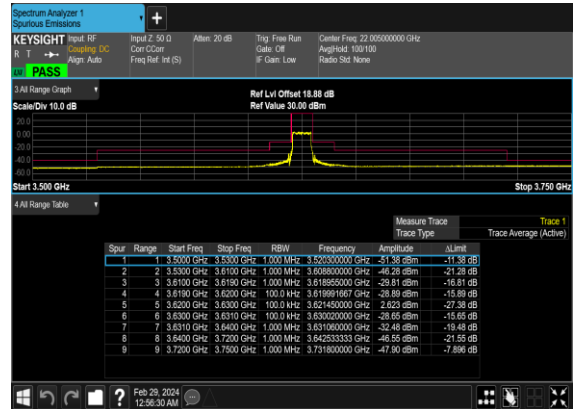
### N48(10M)\_CP- OFDM\_QPSK\_Edge\_1RB\_Left\_Mid\_CH



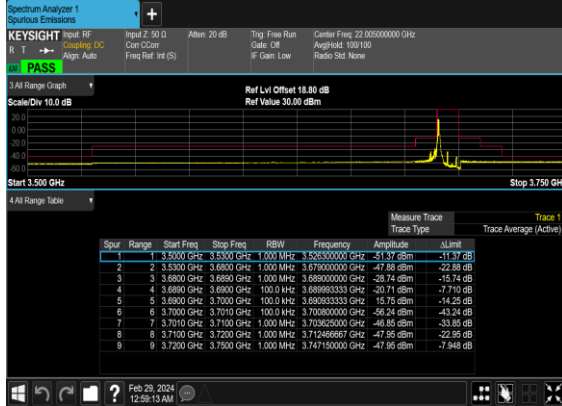
### N48(10M)\_CP- OFDM\_QPSK\_Edge\_1RB\_Right\_Mid\_CH



### N48(10M)\_CP- OFDM\_QPSK\_Outer\_Full\_Mid\_CH



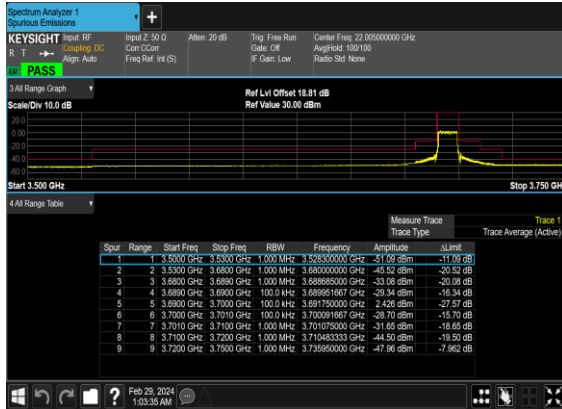
### N48(10M)\_CP- OFDM\_QPSK\_Edge\_1RB\_Left\_High\_CH



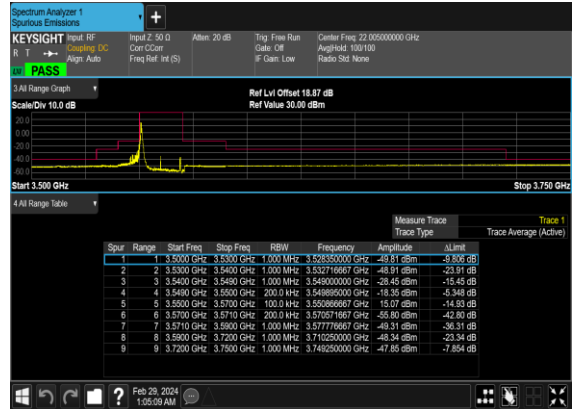
### N48(10M)\_CP- OFDM\_QPSK\_Edge\_1RB\_Right\_High\_CH



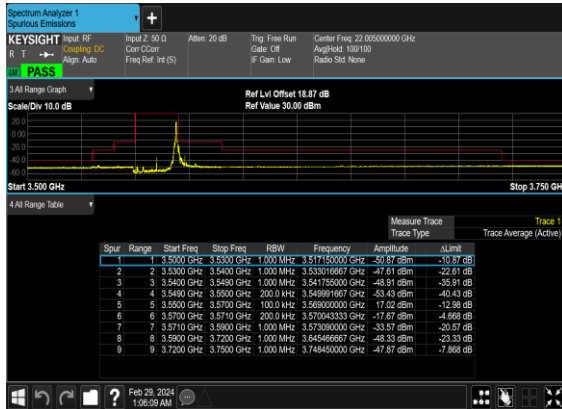
### N48(10M)\_CP- OFDM\_QPSK\_Outer\_Full\_High\_CH



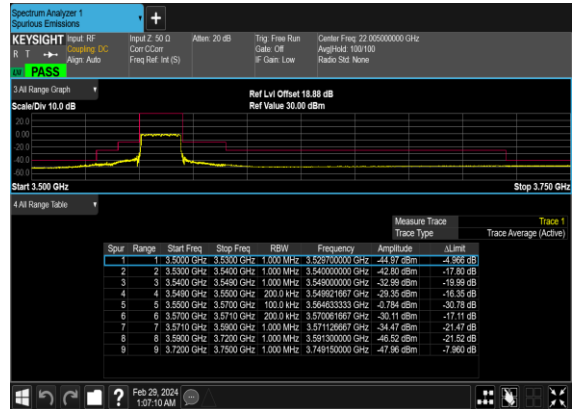
### N48(20M)\_CP- OFDM\_QPSK\_Edge\_1RB\_Left\_Low\_CH



### N48(20M)\_CP- OFDM\_QPSK\_Edge\_1RB\_Right\_Low\_CH



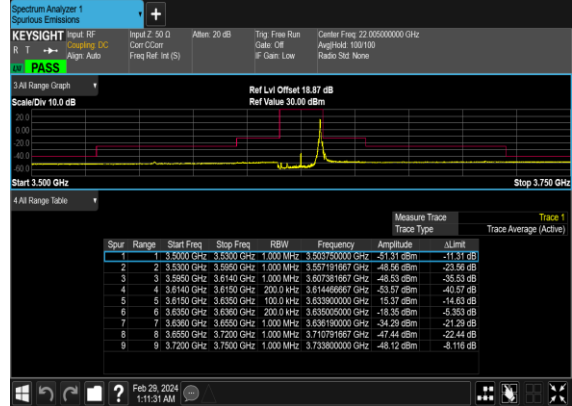
### N48(20M)\_CP- OFDM\_QPSK\_Outer\_Full\_Low\_CH



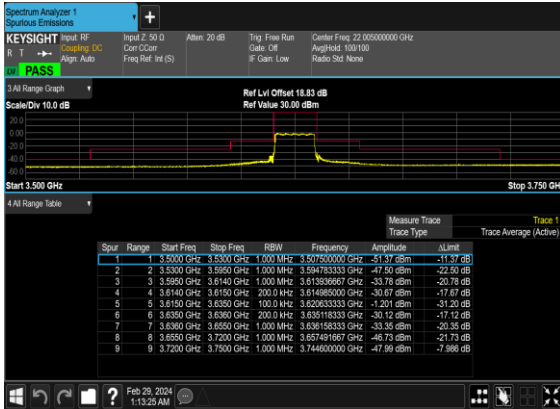
### N48(20M)\_CP- OFDM\_QPSK\_Edge\_1RB\_Left\_Mid\_CH



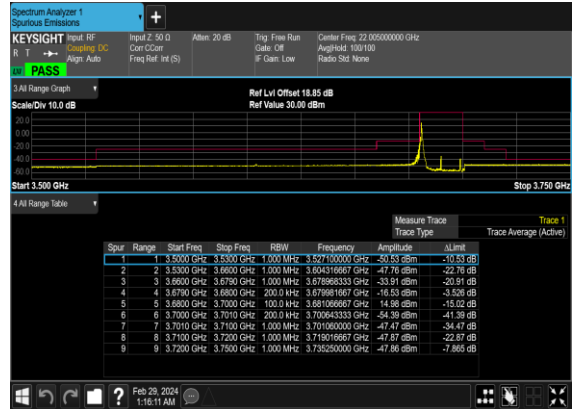
### N48(20M)\_CP- OFDM\_QPSK\_Edge\_1RB\_Right\_Mid\_CH



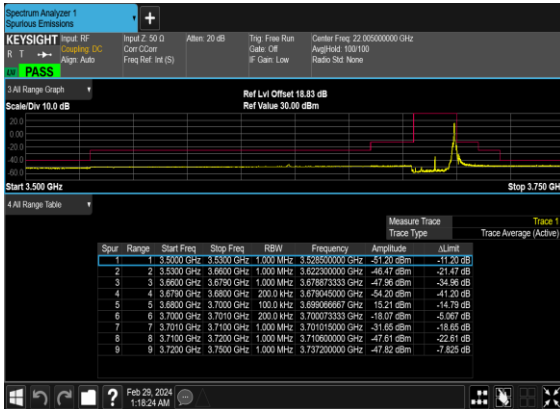
### N48(20M)\_CP- OFDM\_QPSK\_Outer\_Full\_Mid\_CH



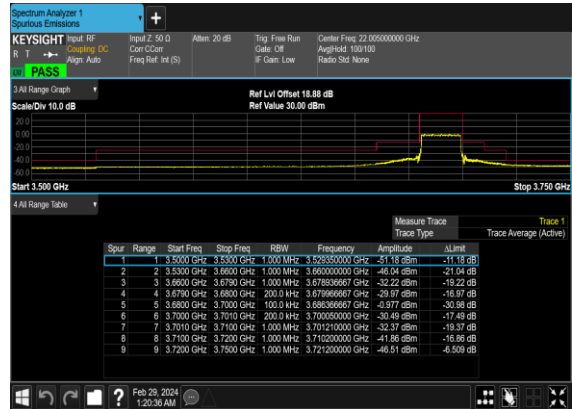
### N48(20M)\_CP- OFDM\_QPSK\_Edge\_1RB\_Left\_High\_CH



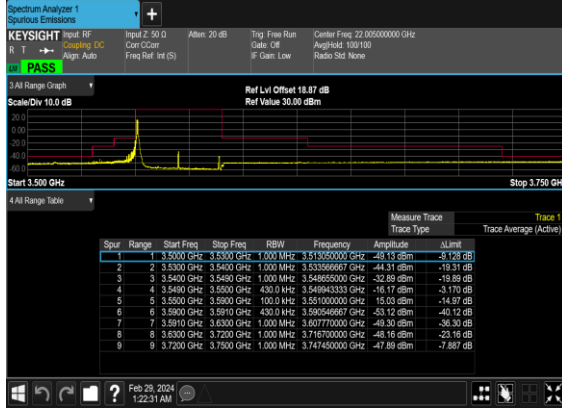
### N48(20M)\_CP- OFDM\_QPSK\_Edge\_1RB\_Right\_High\_CH



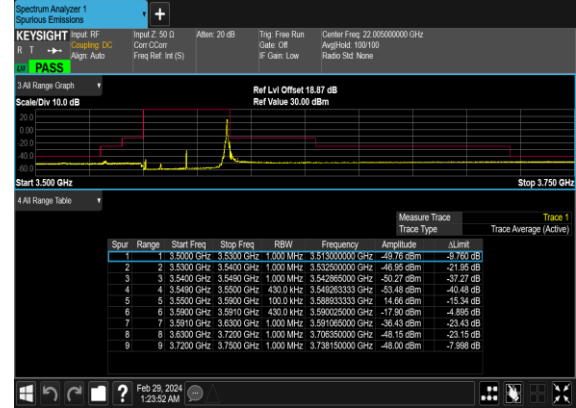
### N48(20M)\_CP- OFDM\_QPSK\_Outer\_Full\_High\_CH



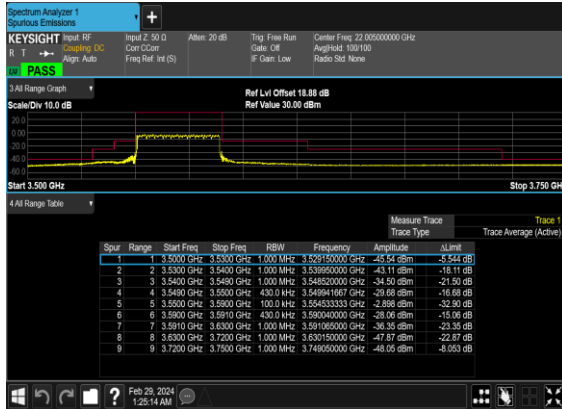
### N48(40M)\_CP- OFDM\_QPSK\_Edge\_1RB\_Left\_Low\_CH



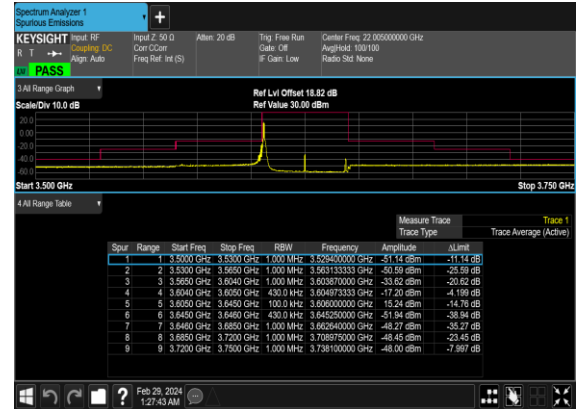
### N48(40M)\_CP- OFDM\_QPSK\_Edge\_1RB\_Right\_Low\_CH



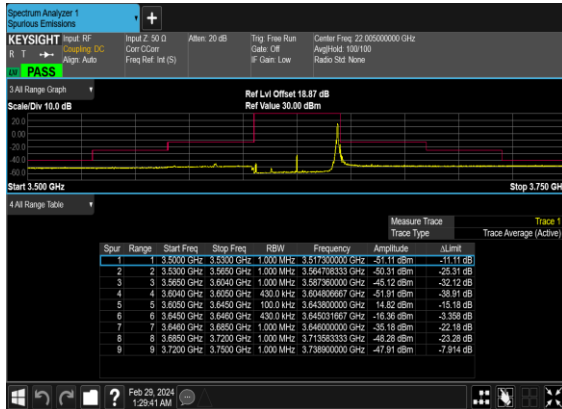
### N48(40M)\_CP- OFDM\_QPSK\_Outer\_Full\_Low\_CH



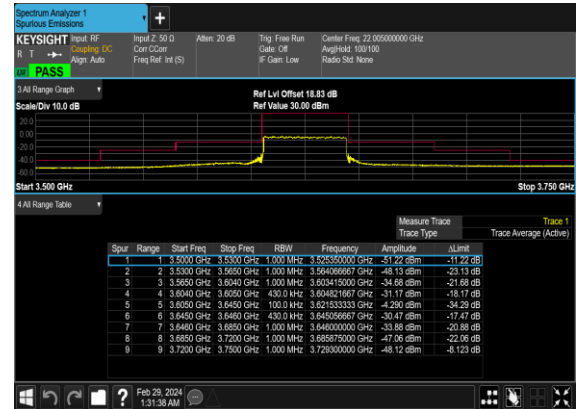
### N48(40M)\_CP- OFDM\_QPSK\_Edge\_1RB\_Left\_Mid\_CH



### N48(40M)\_CP- OFDM\_QPSK\_Edge\_1RB\_Right\_Mid\_CH



### N48(40M)\_CP- OFDM\_QPSK\_Outer\_Full\_Mid\_CH



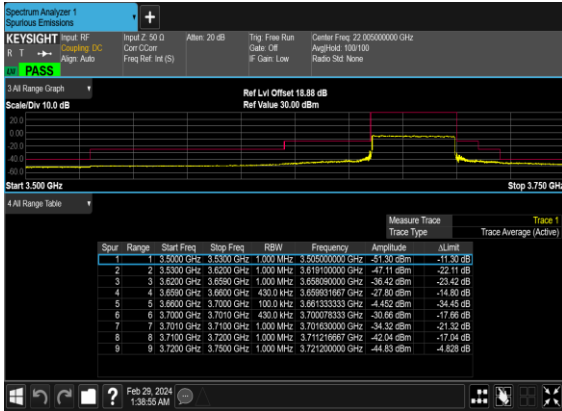
### N48(40M)\_CP- OFDM\_QPSK\_Edge\_1RB\_Left\_High\_CH



### N48(40M)\_CP- OFDM\_QPSK\_Edge\_1RB\_Right\_High\_CH



### N48(40M)\_CP- OFDM\_QPSK\_Outer\_Full\_High\_CH





# Appendix B. Test Results of Radiated Test

## Radiated Spurious Emission

|                 |              |                     |         |
|-----------------|--------------|---------------------|---------|
| Test Engineer : | Shunping You | Temperature :       | 22~25°C |
|                 |              | Relative Humidity : | 48~52%  |

Note: Pre-scanned harmonic for the different antennas, we choose the worst antenna mode to perform final test and record in the report.

| SA n48 / 20MHz / QPSK / Ant.4 |                   |              |               |                   |                   |                    |                      |                       |                    |
|-------------------------------|-------------------|--------------|---------------|-------------------|-------------------|--------------------|----------------------|-----------------------|--------------------|
| Channel                       | Frequency ( MHz ) | EIRP ( dBm ) | Limit ( dBm ) | Over Limit ( dB ) | SPA Reading (dBm) | S.G. Power ( dBm ) | TX Cable loss ( dB ) | TX Antenna Gain (dBi) | Polarization (H/V) |
| Lowest                        | 7102.80           | -59.05       | -40           | -19.05            | -51.18            | -62.38             | 8.25                 | 11.58                 | H                  |
|                               | 10654.20          | -55.47       | -40           | -15.47            | -54.07            | -57.02             | 10.45                | 12.00                 | H                  |
|                               | 14205.60          | -53.23       | -40           | -13.23            | -53.97            | -54.94             | 11.74                | 13.45                 | H                  |
|                               | 7102.80           | -58.58       | -40           | -18.58            | -51.23            | -61.91             | 8.25                 | 11.58                 | V                  |
|                               | 10654.20          | -55.92       | -40           | -15.92            | -53.89            | -57.47             | 10.45                | 12.00                 | V                  |
|                               | 14205.60          | -52.11       | -40           | -12.11            | -54.04            | -53.82             | 11.74                | 13.45                 | V                  |
| Middle                        | 7212.80           | -58.51       | -40           | -18.51            | -51.05            | -61.81             | 8.30                 | 11.60                 | H                  |
|                               | 10819.20          | -54.54       | -40           | -14.54            | -53.51            | -56.06             | 10.48                | 12.00                 | H                  |
|                               | 14425.60          | -52.94       | -40           | -12.94            | -53.99            | -54.64             | 11.80                | 13.50                 | H                  |
|                               | 7212.80           | -57.71       | -40           | -17.71            | -51.07            | -61.01             | 8.30                 | 11.60                 | V                  |
|                               | 10819.20          | -55.04       | -40           | -15.04            | -53.51            | -56.56             | 10.48                | 12.00                 | V                  |
|                               | 14425.60          | -51.24       | -40           | -11.24            | -53.87            | -52.94             | 11.80                | 13.50                 | V                  |
| Highest                       | 7322.80           | -58.10       | -40           | -18.10            | -51.20            | -61.40             | 8.32                 | 11.62                 | H                  |
|                               | 10984.20          | -53.57       | -40           | -13.57            | -52.91            | -55.25             | 10.52                | 12.20                 | H                  |
|                               | 14645.60          | -52.72       | -40           | -12.72            | -54.45            | -54.42             | 11.85                | 13.55                 | H                  |
|                               | 7322.80           | -57.39       | -40           | -17.39            | -51.01            | -60.69             | 8.32                 | 11.62                 | V                  |
|                               | 10984.20          | -54.24       | -40           | -14.24            | -53.22            | -55.92             | 10.52                | 12.20                 | V                  |
|                               | 14645.60          | -50.91       | -40           | -10.91            | -54.58            | -52.61             | 11.85                | 13.55                 | V                  |

Remark: Spurious emissions within 30-1000MHz were found more than 20dB below limit line.



| UL MIMO N48 / 20MHz / QPSK / Ant(4+8) |                   |              |               |                   |                   |                    |                      |                       |                    |
|---------------------------------------|-------------------|--------------|---------------|-------------------|-------------------|--------------------|----------------------|-----------------------|--------------------|
| Channel                               | Frequency ( MHz ) | EIRP ( dBm ) | Limit ( dBm ) | Over Limit ( dB ) | SPA Reading (dBm) | S.G. Power ( dBm ) | TX Cable loss ( dB ) | TX Antenna Gain (dBi) | Polarization (H/V) |
| Lowest                                | 7102.37           | -59.28       | -40           | -19.28            | -51.41            | -62.61             | 8.25                 | 11.58                 | H                  |
|                                       | 10653.55          | -55.80       | -40           | -15.80            | -54.40            | -57.35             | 10.45                | 12.00                 | H                  |
|                                       | 14204.74          | -53.56       | -40           | -13.56            | -54.30            | -55.27             | 11.74                | 13.45                 | H                  |
|                                       | 7102.37           | -58.91       | -40           | -18.91            | -51.56            | -62.24             | 8.25                 | 11.58                 | V                  |
|                                       | 10653.55          | -56.15       | -40           | -16.15            | -54.11            | -57.70             | 10.45                | 12.00                 | V                  |
|                                       | 14204.74          | -52.45       | -40           | -12.45            | -54.37            | -54.16             | 11.74                | 13.45                 | V                  |
| Middle                                | 7152.35           | -59.23       | -40           | -19.23            | -51.54            | -62.53             | 8.30                 | 11.60                 | H                  |
|                                       | 10728.52          | -55.37       | -40           | -15.37            | -54.14            | -56.89             | 10.48                | 12.00                 | H                  |
|                                       | 14304.70          | -52.93       | -40           | -12.93            | -53.81            | -54.63             | 11.80                | 13.50                 | H                  |
|                                       | 7152.35           | -58.34       | -40           | -18.34            | -51.34            | -61.64             | 8.30                 | 11.60                 | V                  |
|                                       | 10728.52          | -55.93       | -40           | -15.93            | -54.13            | -57.45             | 10.48                | 12.00                 | V                  |
|                                       | 14304.70          | -51.61       | -40           | -11.61            | -53.85            | -53.31             | 11.80                | 13.50                 | V                  |
| Highest                               | 7202.33           | -59.00       | -40           | -19.00            | -51.49            | -62.30             | 8.32                 | 11.62                 | H                  |
|                                       | 10803.49          | -54.70       | -40           | -14.70            | -53.64            | -56.38             | 10.52                | 12.20                 | H                  |
|                                       | 14404.66          | -53.63       | -40           | -13.63            | -54.65            | -55.33             | 11.85                | 13.55                 | H                  |
|                                       | 7202.33           | -58.19       | -40           | -18.19            | -51.53            | -61.49             | 8.32                 | 11.62                 | V                  |
|                                       | 10803.49          | -55.39       | -40           | -15.39            | -53.82            | -57.07             | 10.52                | 12.20                 | V                  |
|                                       | 14404.66          | -51.92       | -40           | -11.92            | -54.48            | -53.62             | 11.85                | 13.55                 | V                  |

Remark: Spurious emissions within 30-1000MHz were found more than 20dB below limit line.