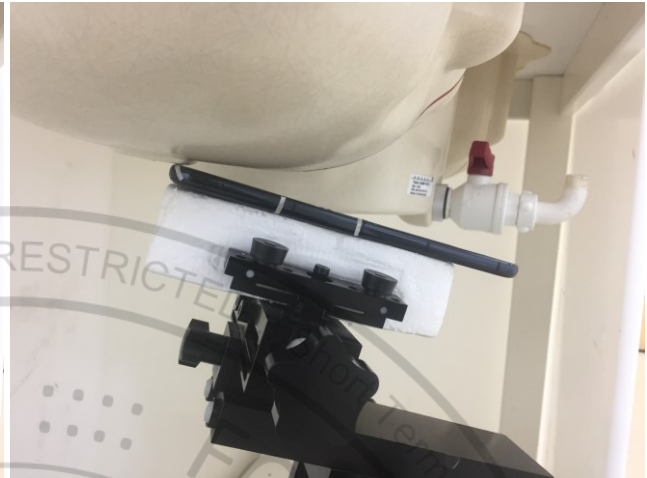


**Appendix D. SAR Test Setup Photos**


**Head Exposure Condition**




**Right Cheek, Test Separation 0 mm**



**Right Tilted, Test Separation 0 mm**



**Left Cheek, Test Separation 0 mm**



**Left Tilted, Test Separation 0 mm**

Hotspot Exposure Condition

<Flip Open >



Front, Test Separation 5 mm



Back, Test Separation 5 mm



Left Side, Test Separation 5 mm



Right Side, Test Separation 5 mm



Top Side, Test Separation 5 mm



Bottom Side, Test Separation 5 mm


<Flip Close >




Front, Test Separation 5 mm



Back, Test Separation 5 mm



Left Side, Test Separation 5 mm



Right Side, Test Separation 5 mm



Top Side, Test Separation 5 mm



Bottom Side, Test Separation 5 mm

Body-worn Exposure Condition


<Flip Open >




Front, Test Separation 5 mm



Back, Test Separation 5 mm



Front with headset, Test Separation 5 mm



Back with headset, Test Separation 5 mm

Sensor off



Front, Test Separation 12 mm



Back, Test Separation 13 mm


<Flip Close >



Front, Test Separation 5 mm



Back, Test Separation 5 mm



Front with headset, Test Separation 5 mm



Back with headset, Test Separation 5 mm

Sensor off



Front, Test Separation 16mm



Back, Test Separation 22 mm

Product Specific 10g SAR

<Flip Open >



Front, Test Separation 0 mm



Back, Test Separation 0 mm



Left Side, Test Separation 0 mm



Right Side, Test Separation 0 mm



Top Side, Test Separation 0 mm



Bottom Side, Test Separation 0 mm

Sensor off



Front, Test Separation 11mm



Front, Test Separation 6 mm



Back, Test Separation 11 mm



Front, Test Separation 10 mm



Back, Test Separation 9 mm



Back, Test Separation 10 mm



Back, Test Separation 5 mm



Right Side, Test Separation 14 mm



Back, Test Separation 6 mm



Right Side, Test Separation 5 mm




Left Side, Test Separation 18 mm



Right Side, Test Separation 8 mm



Top Side, Test Separation 14 mm



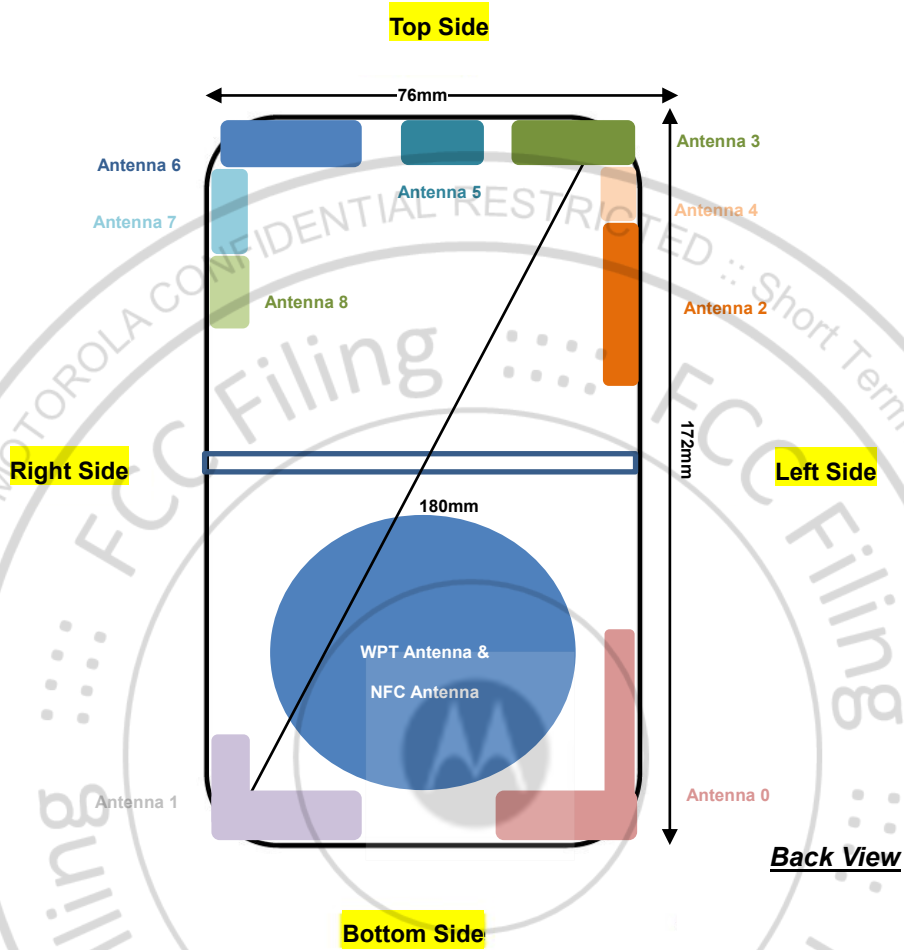
Top Side, Test Separation 12 mm



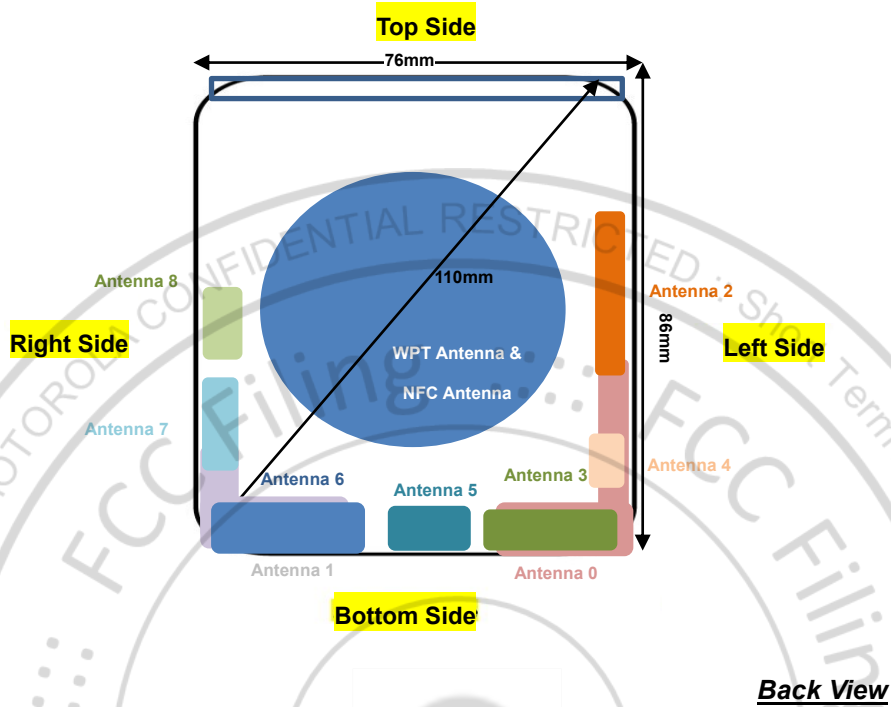
Bottom Side, Test Separation 11 mm

### Antenna Location

<Flip-Open Mode>



<Flip-Close Mode>



Note: This is a foldable Mobile Cellular Phone device. Above overloop area is a simulation prototype, Antenna 0 and Antenna 1 were located at the bottom and back side of the device. Antenna 6/7 and Antenna 2/3/4 were located at the top and front side of the device. When the device was at flip close state (screen was folded), Antenna 6/7 was coincident with Antenna 1, and Antenna 2/3/4 was coincident with Antenna 0.

Antenna	Support Band
Antenna 0	GSM: 850/1900<TX/RX> UMTS: B2/4/5<TX/RX> LTE: B2/4/5/7/12/13/14/17/25/26/30/38/41/66/71<TX/RX> 5G NR: n2/5/7/12/14/25/26/30/38/41/66/70/71<TX/RX>
Antenna 1	GSM: 850<TX/RX> UMTS: B5<TX/RX> LTE: B2/4/5/7/12/13/14/17/25/26/30/38/41/66/71<TX/RX> 5G NR: n2/5/7/12/14/25/26/30/38/41/66/70/71<TX/RX>
Antenna 2	GSM: 1900<TX/RX> UMTS: B2/4<TX/RX> LTE: B2/4/7/25/30/38/41/66<TX/RX> 5G NR: n2/7/25/30/38/41/66/70<TX/RX>
Antenna 3	LTE: B2/4/7/25/30/38/41/48/66<TX/RX> 5G NR: n2/7/25/30/38/41/66/70/48/77/78<TX/RX>
Antenna 4	LTE: B48<TX/RX> 5G NR: n48/77/78<TX/RX>
Antenna 5	WLAN 2.4GHz<TX/RX> WLAN 5GHz/6GHz<TX/RX> Bluetooth<TX/RX>
Antenna 6	LTE: B48<TX/RX> 5G NR: n48/77/78<TX/RX>
Antenna 7	WLAN 2.4GHz<TX/RX> WLAN 5GHz/6GHz<TX/RX> Bluetooth<TX/RX>
Antenna 8	LTE: B48<TX/RX> 5G NR: n48/77/78<TX/RX>
WPT Antenna& NFC Antenna	WPT <TX/RX> NFC<TX/RX>