Mode	26	
	Band Edge - R	
	U-NII-2A_5.25-5.35_802.11ac VHT80_CH58_5290MHz	
ANT	5+7	
Pol.	Horizontal	Fundamental
Peak	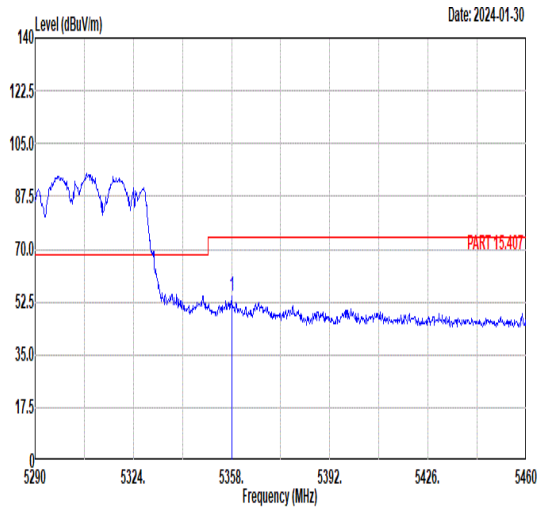 Freq Level Limit Line Margin Read Level Ant Factor Cable Loss Preamp Factor APos TPos Remark MHz dBuV/m dBuV/m dB dBuV dB/m dB dB cm deg 1 5358.00 54.17 74.00 -19.83 44.42 34.58 8.35 33.18 200 53 PEAK	Blank
Avg	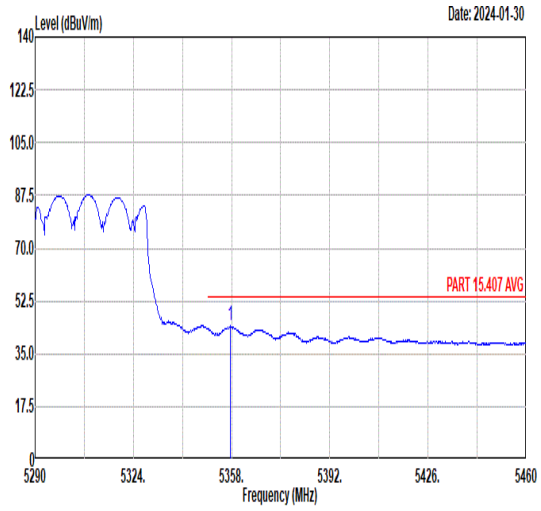 Freq Level Limit Line Margin Read Level Ant Factor Cable Loss Preamp Factor APos TPos Remark MHz dBuV/m dBuV/m dB dBuV dB/m dB dB cm deg 1 5357.49 44.12 54.00 -9.88 34.37 34.58 8.35 33.18 200 53 AVERAGE	Blank

Mode	26	
	Band Edge - L	
	U-NII-2A_5.25-5.35_802.11ac VHT80_CH58_5290MHz	
ANT	5+7	
Pol.	Vertical	Fundamental
Peak	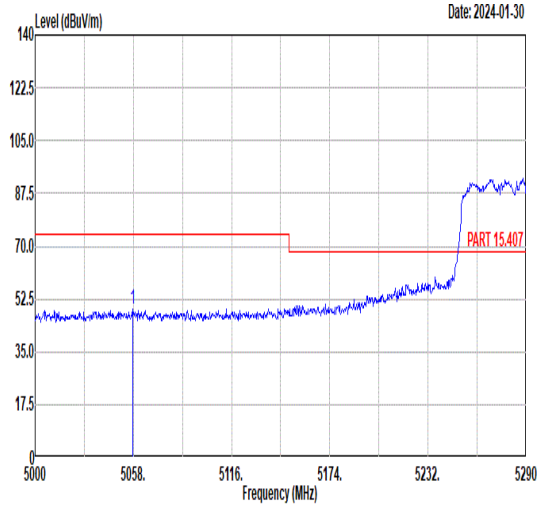 Freq Level Limit Line Margin Read Level Ant Factor Cable Loss Preamp Factor APos TPos Remark MHz dBuV/m dBuV/m dB dBuV dB/m dB dB cm deg 1 5057.42 49.29 74.00 -24.71 39.78 34.35 7.86 32.70 300 268 PEAK	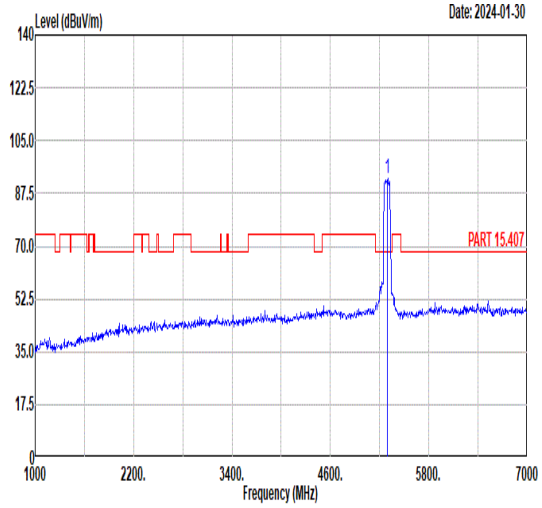 Freq Level Limit Line Margin Read Level Ant Factor Cable Loss Preamp Factor APos TPos Remark MHz dBuV/m dBuV/m dB dBuV dB/m dB dB cm deg 1 5290.00 92.59 ------ ------ 82.92 34.55 8.22 33.10 300 268 PEAK
Avg	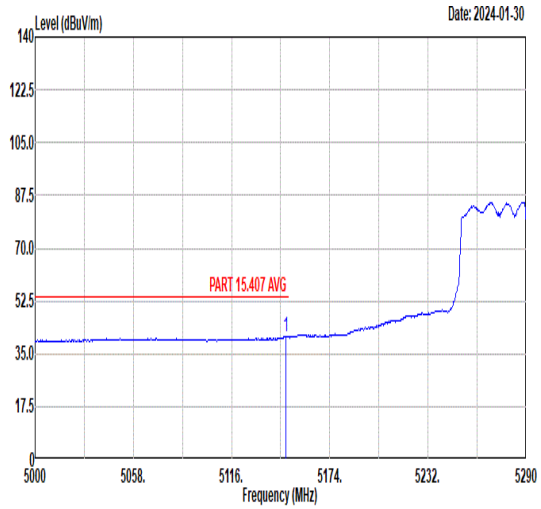 Freq Level Limit Line Margin Read Level Ant Factor Cable Loss Preamp Factor APos TPos Remark MHz dBuV/m dBuV/m dB dBuV dB/m dB dB cm deg 1 5148.19 40.72 54.00 -13.28 31.22 34.42 7.92 32.84 300 268 AVERAGE	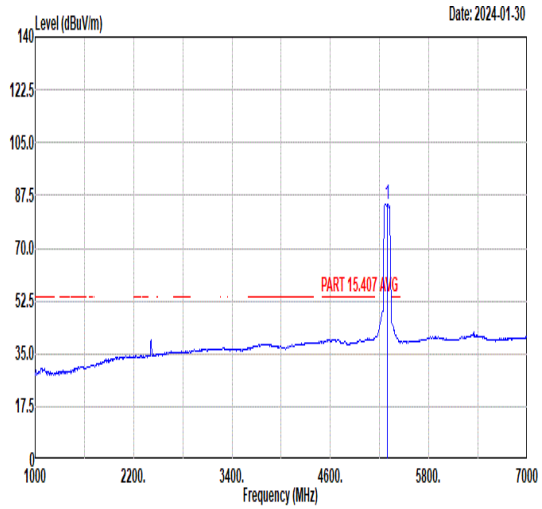 Freq Level Limit Line Margin Read Level Ant Factor Cable Loss Preamp Factor APos TPos Remark MHz dBuV/m dBuV/m dB dBuV dB/m dB dB cm deg 1 5290.00 84.76 ------ ------ 75.13 34.53 8.17 33.07 300 268 AVERAGE

Mode	26	
	Band Edge - R	
	U-NII-2A_5.25-5.35_802.11ac VHT80_CH58_5290MHz	
ANT	5+7	
Pol.	Vertical	Fundamental
Peak	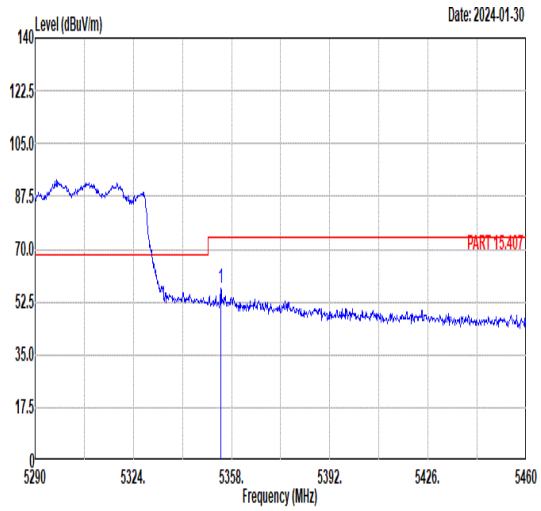 Freq Level Limit Line Margin Read Level Ant Factor Cable Loss Preamp Factor APos TPos Remark MHz dBuV/m dBuV/m dB dBuV dB/m dB dB cm deg 1 5354.26 57.00 74.00 -17.00 47.26 34.58 8.34 33.18 300 268 PEAK	Blank
Avg	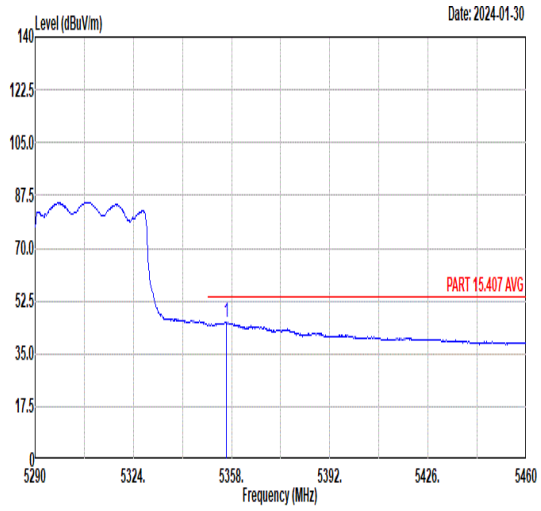 Freq Level Limit Line Margin Read Level Ant Factor Cable Loss Preamp Factor APos TPos Remark MHz dBuV/m dBuV/m dB dBuV dB/m dB dB cm deg 1 5356.13 45.44 54.00 -8.56 35.70 34.58 8.34 33.18 300 268 AVERAGE	Blank

Mode	27	
	Band Edge - L	
	U-NII-2C_5.47-5.725_802.11ac VHT80_CH106_5530MHz	
ANT	5+7	
Pol.	Horizontal	Fundamental
Peak	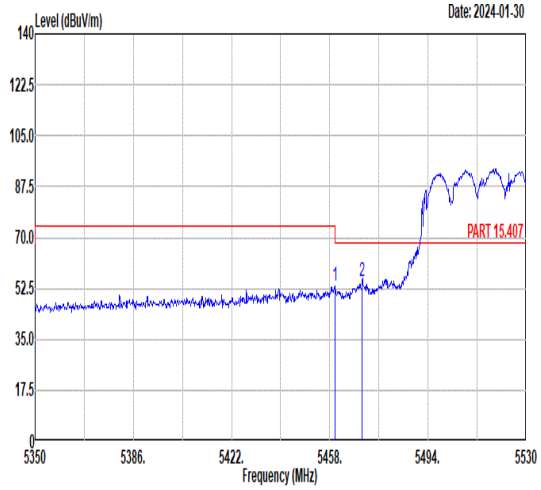 Freq Level Limit Line Margin Read Level Ant Factor Cable Loss Preamp Factor APos TPos Remark MHz dBuV/m dBuV/m dB dBuV dB/m dB dB cm deg 1 5459.80 53.14 74.00 -20.86 43.42 34.66 8.41 33.35 189 60 PEAK 2 5469.88 54.84 68.30 -13.46 45.13 34.67 8.40 33.36 189 60 PEAK	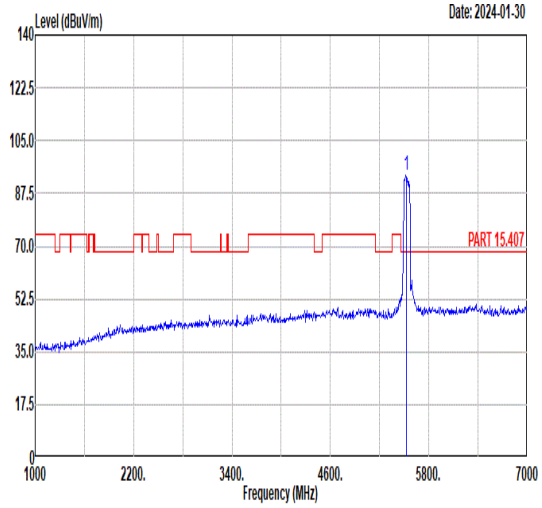 Freq Level Limit Line Margin Read Level Ant Factor Cable Loss Preamp Factor APos TPos Remark MHz dBuV/m dBuV/m dB dBuV dB/m dB dB cm deg 1 5530.00 93.28 ------ ------ 83.63 34.72 8.33 33.40 189 60 PEAK
Avg	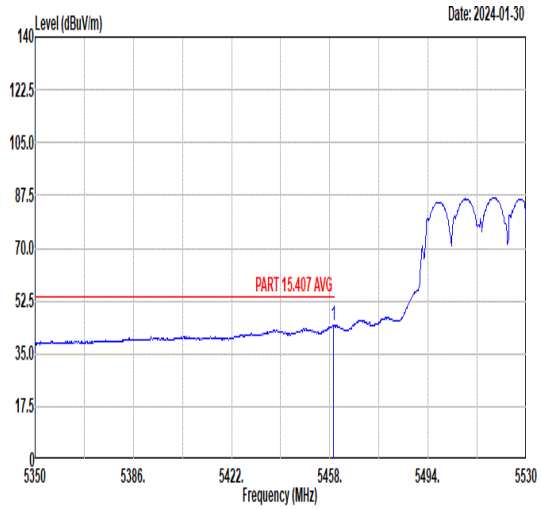 Freq Level Limit Line Margin Read Level Ant Factor Cable Loss Preamp Factor APos TPos Remark MHz dBuV/m dBuV/m dB dBuV dB/m dB dB cm deg 1 5459.26 44.32 54.00 -9.68 34.60 34.66 8.41 33.35 189 60 AVERAGE	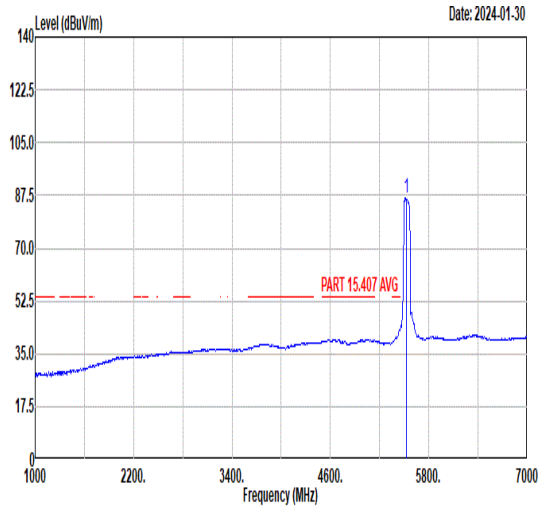 Freq Level Limit Line Margin Read Level Ant Factor Cable Loss Preamp Factor APos TPos Remark MHz dBuV/m dBuV/m dB dBuV dB/m dB dB cm deg 1 5530.00 86.69 ------ ------ 77.04 34.72 8.33 33.40 189 60 AVERAGE

Mode	27	
	Band Edge - R	
	U-NII-2C_5.47-5.725_802.11ac VHT80_CH106_5530MHz	
ANT	5+7	
Pol.	Horizontal	Fundamental
Peak	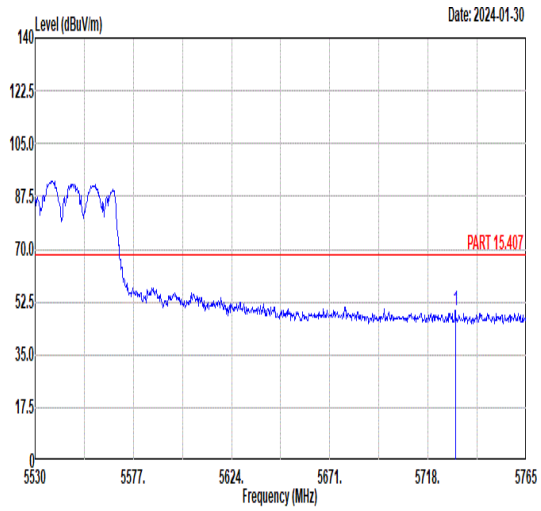 Freq Level Limit Line Margin Read Level Ant Factor Cable Loss Preamp Factor APos TPos Remark MHz dBuV/m dBuV/m dB dBuV dB/m dB dB cm deg 1 5731.16 49.58 68.30 -18.72 39.16 35.07 8.70 33.35 189 60 PEAK	Blank

Mode	27	
	Band Edge - L	
	U-NII-2C_5.47-5.725_802.11ac VHT80_CH106_5530MHz	
ANT	5+7	
Pol.	Vertical	Fundamental
Peak	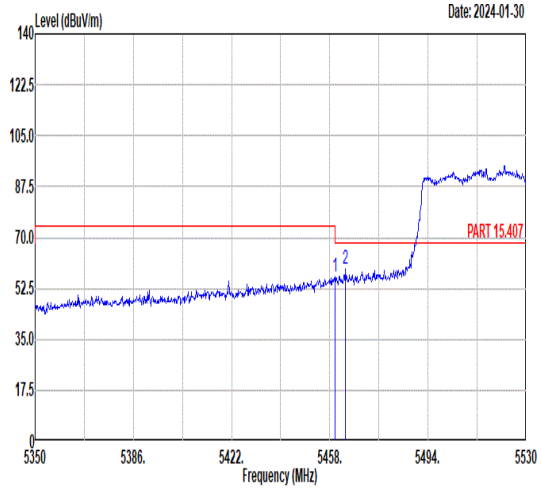 Freq Level Limit Line Margin Read Level Ant Factor Cable Loss Preamp Factor APos TPos Remark MHz dBuV/m dBuV/m dB dBuV dB/m dB dB cm deg 1 5459.80 56.58 74.00 -17.42 46.86 34.66 8.41 33.35 100 326 PEAK 2 5463.58 59.31 68.30 -8.99 49.59 34.67 8.40 33.35 100 326 PEAK	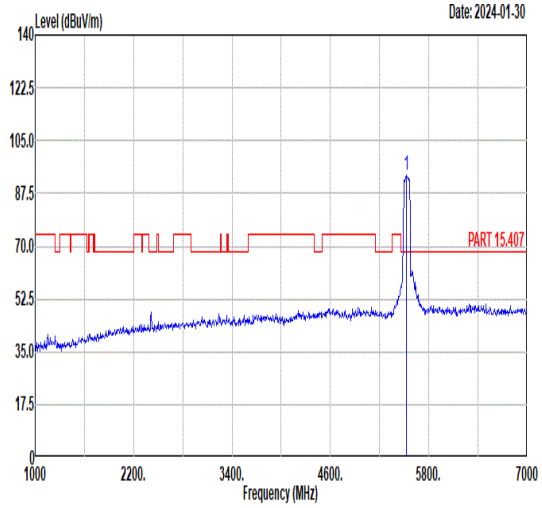 Freq Level Limit Line Margin Read Level Ant Factor Cable Loss Preamp Factor APos TPos Remark MHz dBuV/m dBuV/m dB dBuV dB/m dB dB cm deg 1 5530.00 93.61 ------ ------ 83.94 34.74 8.32 33.39 100 326 PEAK
Avg	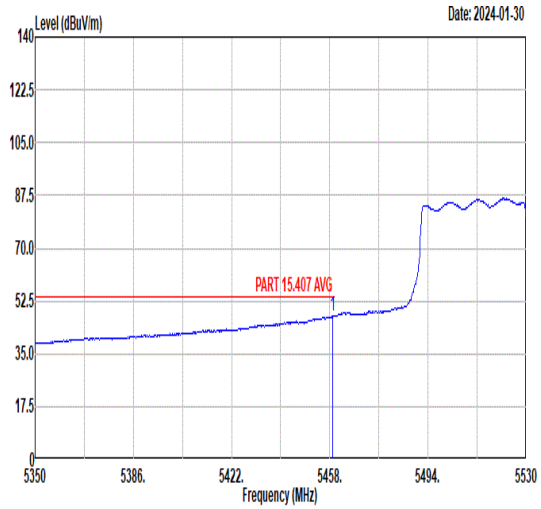 Freq Level Limit Line Margin Read Level Ant Factor Cable Loss Preamp Factor APos TPos Remark MHz dBuV/m dBuV/m dB dBuV dB/m dB dB cm deg 1 5459.08 47.56 54.00 -6.44 37.84 34.66 8.41 33.35 100 326 AVERAGE	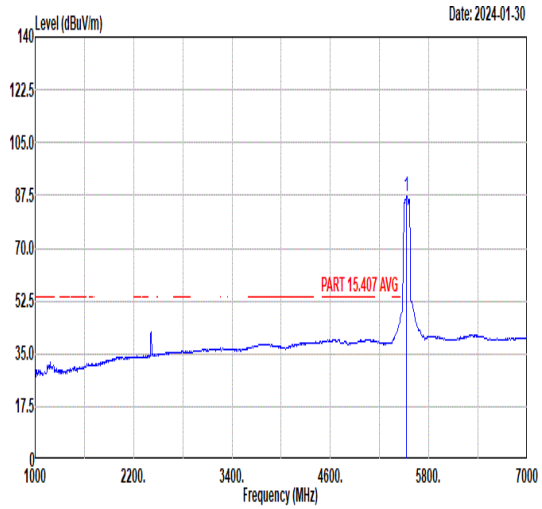 Freq Level Limit Line Margin Read Level Ant Factor Cable Loss Preamp Factor APos TPos Remark MHz dBuV/m dBuV/m dB dBuV dB/m dB dB cm deg 1 5530.00 87.22 ------ ------ 77.55 34.74 8.32 33.39 100 326 AVERAGE

Mode	27	
	Band Edge - R	
	U-NII-2C_5.47-5.725_802.11ac VHT80_CH106_5530MHz	
ANT	5+7	
Pol.	Vertical	Fundamental
Peak	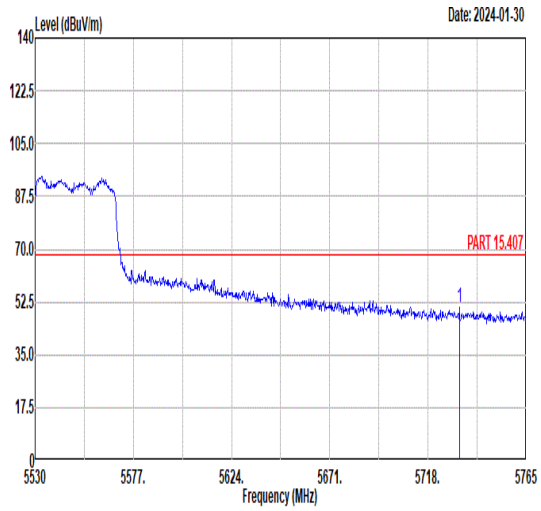 Freq Level Limit Line Margin Read Level Ant Factor Cable Loss Preamp Factor APos TPos Remark MHz dBuV/m dBuV/m dB dBuV dB/m dB dB cm deg 1 5733.04 50.75 68.30 -17.55 40.33 35.07 8.70 33.35 100 326 PEAK	Blank

Mode	28	
	Band Edge - L	
	U-NII-2A_5.25-5.35_802.11ac VHT160_CH50_5250MHz	
ANT	5+7	
Pol.	Horizontal	Fundamental
Peak	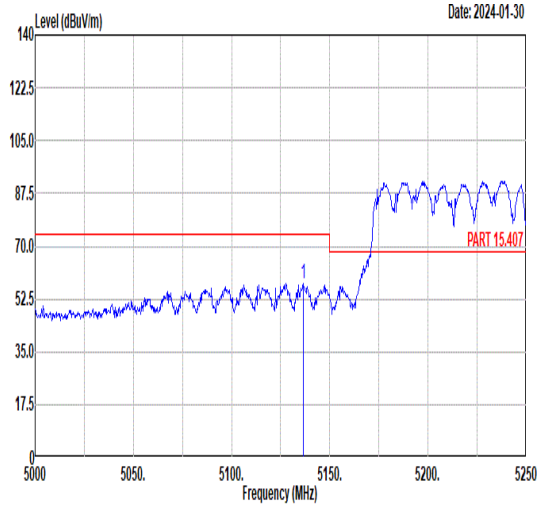 Freq Level Limit Line Margin Read Level Ant Factor Cable Loss Preamp Factor APos TPos Remark MHz dBuV/m dBuV/m dB dBuV dB/m dB dB cm deg 1 5136.50 57.75 74.00 -16.25 48.25 34.41 7.91 32.82 274 51 PEAK	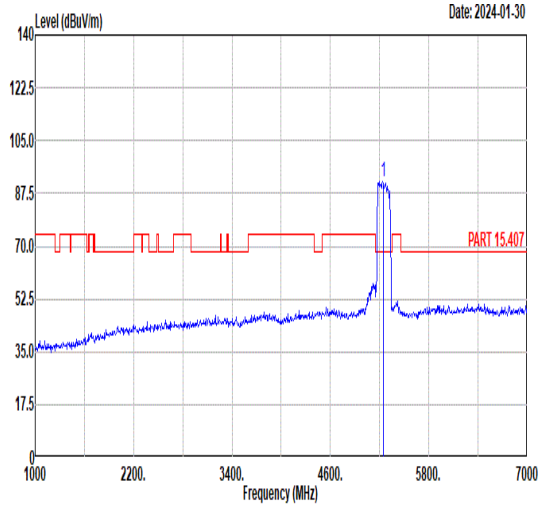 Freq Level Limit Line Margin Read Level Ant Factor Cable Loss Preamp Factor APos TPos Remark MHz dBuV/m dBuV/m dB dBuV dB/m dB dB cm deg 1 5250.00 91.42 ------ ------ 81.90 34.49 8.02 32.99 274 51 PEAK
Avg	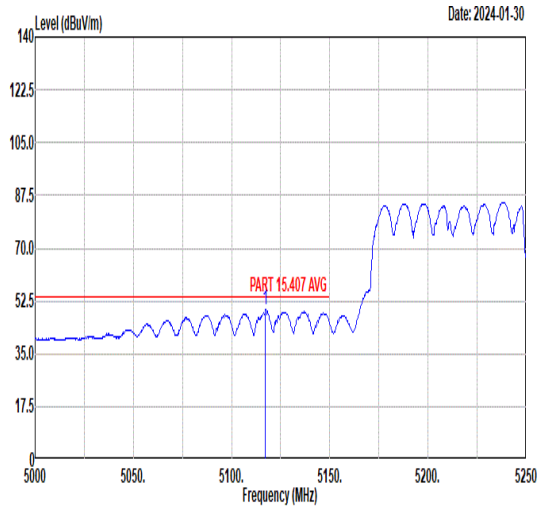 Freq Level Limit Line Margin Read Level Ant Factor Cable Loss Preamp Factor APos TPos Remark MHz dBuV/m dBuV/m dB dBuV dB/m dB dB cm deg 1 5117.25 49.77 54.00 -4.23 40.26 34.40 7.90 32.79 274 51 AVERAGE	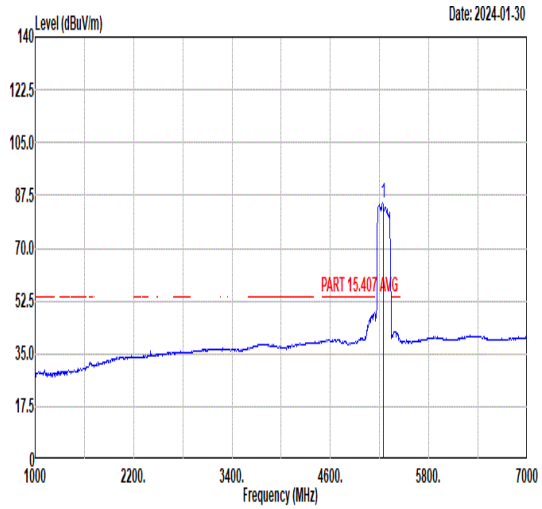 Freq Level Limit Line Margin Read Level Ant Factor Cable Loss Preamp Factor APos TPos Remark MHz dBuV/m dBuV/m dB dBuV dB/m dB dB cm deg 1 5250.00 84.90 ------ ------ 75.38 34.49 8.02 32.99 274 51 AVERAGE

Mode	28	
	Band Edge - R	
	U-NII-2A_5.25-5.35_802.11ac VHT160_CH50_5250MHz	
ANT	5+7	
Pol.	Horizontal	Fundamental
Peak	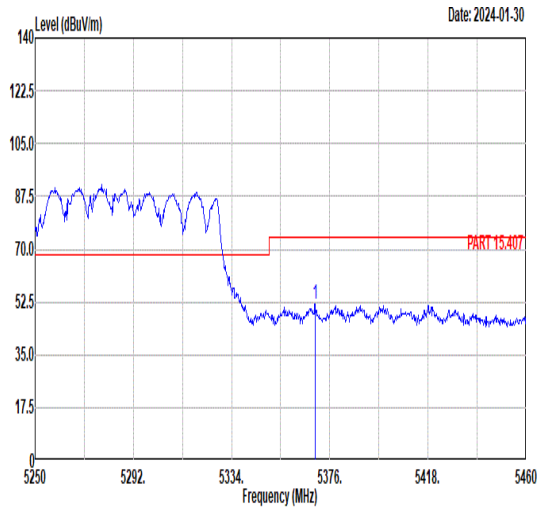 Freq Level Limit Line Margin Read Level Ant Factor Cable Loss Preamp Factor APos TPos Remark MHz dBuV/m dBuV/m dB dBuV dB/m dB dB cm deg 1 5369.70 51.76 74.00 -22.24 41.99 34.59 8.38 33.20 274 51 PEAK	Blank
Avg	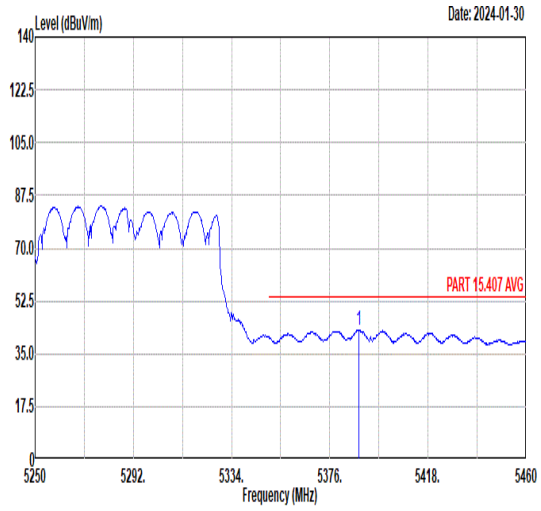 Freq Level Limit Line Margin Read Level Ant Factor Cable Loss Preamp Factor APos TPos Remark MHz dBuV/m dBuV/m dB dBuV dB/m dB dB cm deg 1 5388.39 42.67 54.00 -11.33 32.86 34.61 8.43 33.23 274 51 AVERAGE	Blank

Mode	28	
	Band Edge - L	
	U-NII-2A_5.25-5.35_802.11ac VHT160_CH50_5250MHz	
ANT	5+7	
Pol.	Vertical	Fundamental
Peak	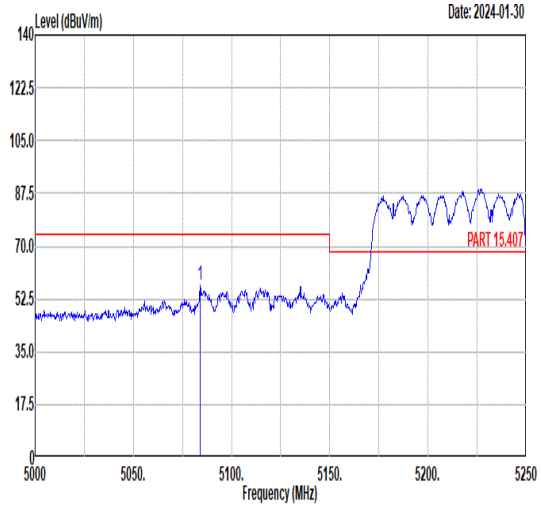 Freq Level Limit Line Margin Read Level Ant Factor Cable Loss Preamp Factor APos TPos Remark MHz dBuV/m dBuV/m dB dBuV dB/m dB dB cm deg 1 5084.00 56.89 74.00 -17.11 47.39 34.37 7.87 32.74 350 360 PEAK	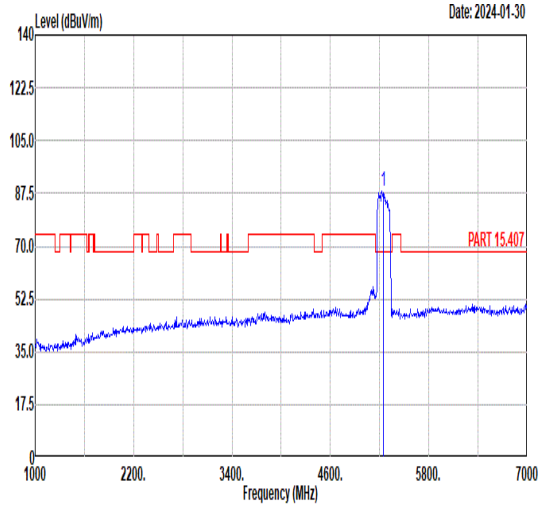 Freq Level Limit Line Margin Read Level Ant Factor Cable Loss Preamp Factor APos TPos Remark MHz dBuV/m dBuV/m dB dBuV dB/m dB dB cm deg 1 5250.00 88.25 ------ ------ 78.74 34.48 8.01 32.98 350 360 PEAK
Avg	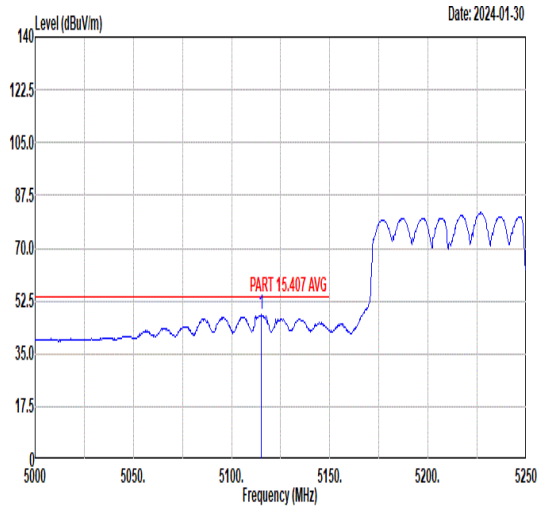 Freq Level Limit Line Margin Read Level Ant Factor Cable Loss Preamp Factor APos TPos Remark MHz dBuV/m dBuV/m dB dBuV dB/m dB dB cm deg 1 5115.25 47.92 54.00 -6.08 38.42 34.39 7.90 32.79 350 360 AVERAGE	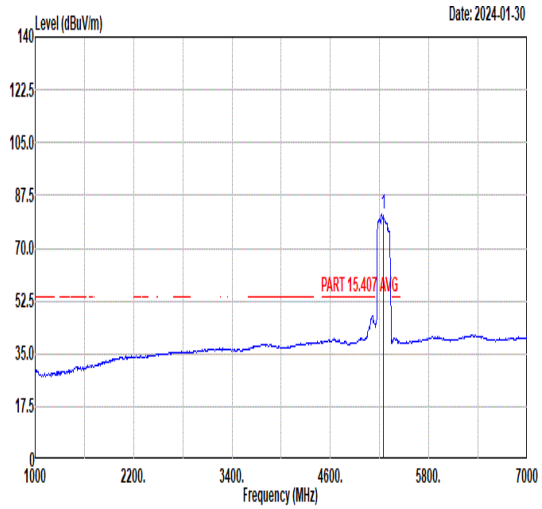 Freq Level Limit Line Margin Read Level Ant Factor Cable Loss Preamp Factor APos TPos Remark MHz dBuV/m dBuV/m dB dBuV dB/m dB dB cm deg 1 5250.00 81.34 ------ ------ 71.84 34.48 7.99 32.97 350 360 AVERAGE

Mode	28	
	Band Edge - R	
	U-NII-2A_5.25-5.35_802.11ac VHT160_CH50_5250MHz	
ANT	5+7	
Pol.	Vertical	Fundamental
Peak	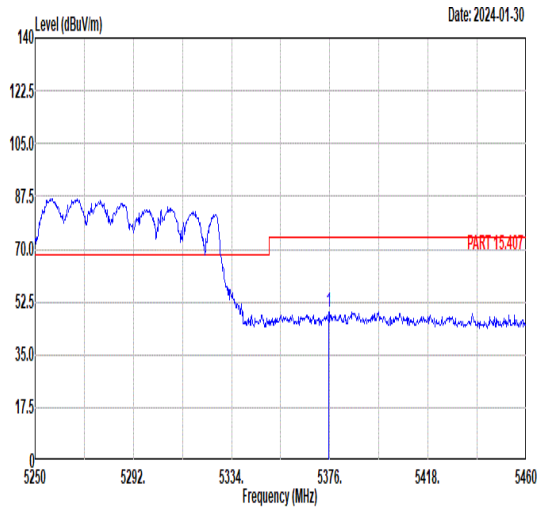 Freq Level Limit Line Margin Read Level Ant Factor Cable Loss Preamp Factor APos TPos Remark MHz dBuV/m dBuV/m dB dBuV dB/m dB dB cm deg 1 5375.58 49.34 74.00 -24.66 39.55 34.60 8.40 33.21 350 360 PEAK	Blank
Avg	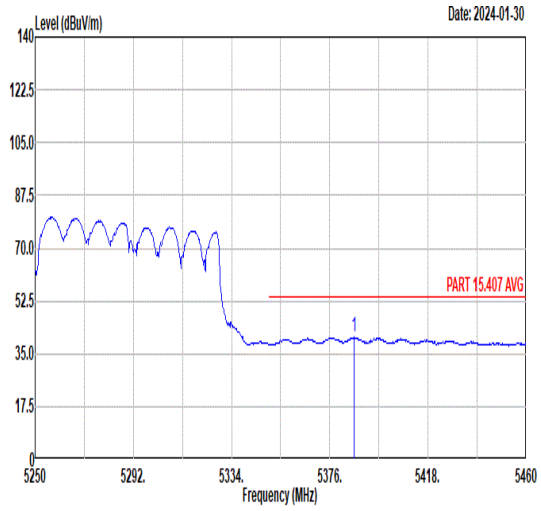 Freq Level Limit Line Margin Read Level Ant Factor Cable Loss Preamp Factor APos TPos Remark MHz dBuV/m dBuV/m dB dBuV dB/m dB dB cm deg 1 5386.50 40.56 54.00 -13.44 30.75 34.61 8.43 33.23 350 360 AVERAGE	Blank

Mode	28	
	Harmonic	
	U-NII-2A_5.25-5.35_802.11ac VHT160_CH50_5250MHz	
ANT	5+7	
Pol.	Horizontal	Vertical
Peak Avg	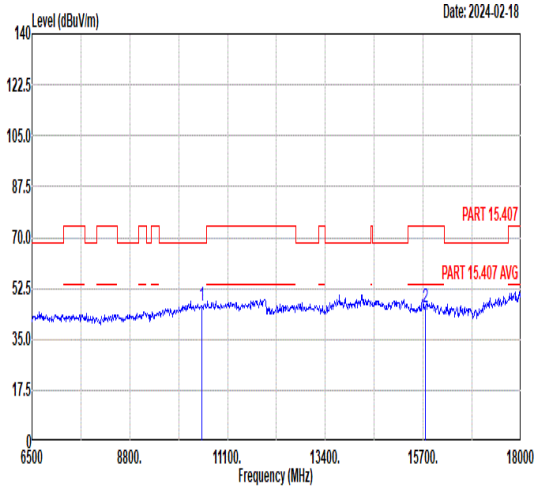 Freq Level Limit Line Margin Read Level Ant Factor Cable Loss Preamp Factor APos TPos Remark MHz dBuV/m dBuV/m dB dBuV dB/m dB dB cm deg 1 10500.00 46.28 68.30 -22.02 56.59 37.70 10.83 58.84 -- -- Peak 2 15750.00 45.91 74.00 -28.09 51.72 40.63 12.71 59.15 -- -- Peak	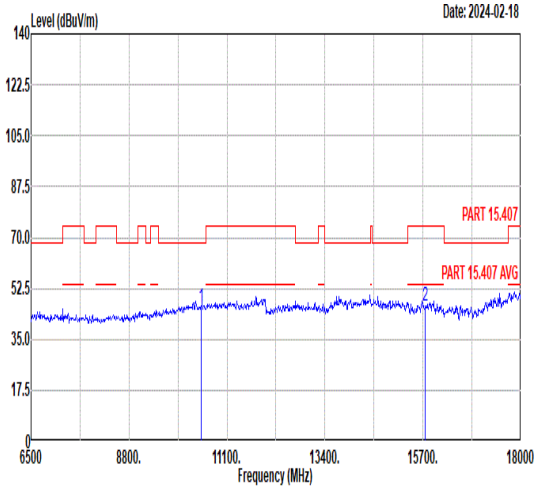 Freq Level Limit Line Margin Read Level Ant Factor Cable Loss Preamp Factor APos TPos Remark MHz dBuV/m dBuV/m dB dBuV dB/m dB dB cm deg 1 10500.00 46.17 68.30 -22.13 56.48 37.70 10.83 58.84 -- -- Peak 2 15750.00 46.37 74.00 -27.63 52.18 40.63 12.71 59.15 -- -- Peak

Mode	29	
	Band Edge	
	U-NII-1_5.15-5.25_802.11ax HE20_CH36_Full RU_5180MHz	
ANT	5+7	
Pol.	Horizontal	Fundamental
Peak	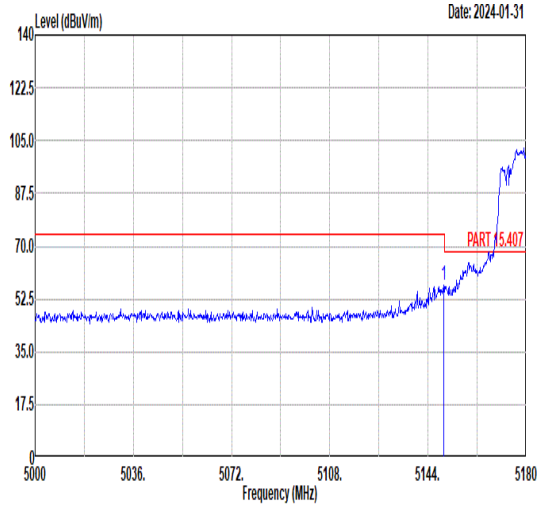 Freq Level Limit Line Margin Read Level Ant Factor Cable Loss Preamp Factor APos TPos Remark MHz dBuV/m dBuV/m dB dBuV dB/m dB dB cm deg 1 5149.76 56.92 74.00 -17.08 47.43 34.42 7.92 32.85 367 60 PEAK	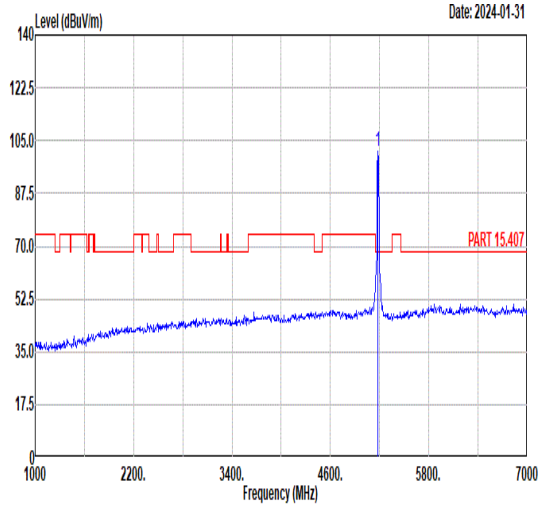 Freq Level Limit Line Margin Read Level Ant Factor Cable Loss Preamp Factor APos TPos Remark MHz dBuV/m dBuV/m dB dBuV dB/m dB dB cm deg 1 5180.00 101.19 ------ ------ 91.70 34.44 7.94 32.89 367 60 PEAK
Avg	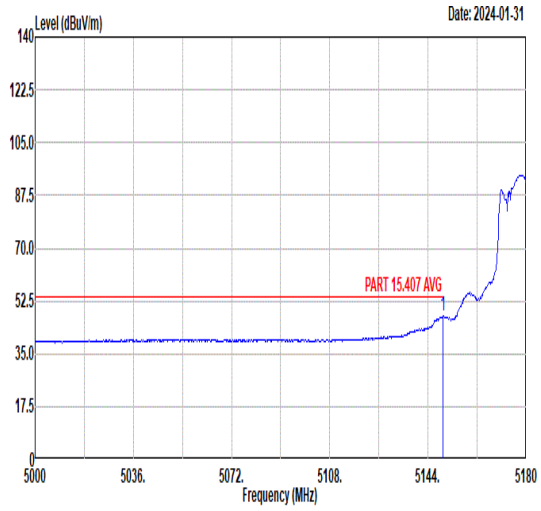 Freq Level Limit Line Margin Read Level Ant Factor Cable Loss Preamp Factor APos TPos Remark MHz dBuV/m dBuV/m dB dBuV dB/m dB dB cm deg 1 5149.58 47.46 54.00 -6.54 37.97 34.42 7.92 32.85 367 60 AVERAGE	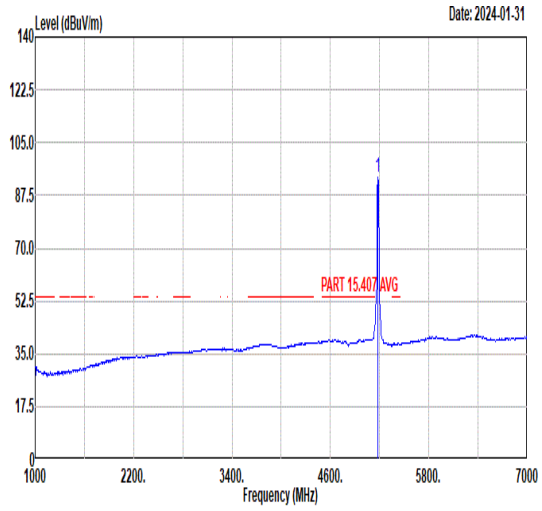 Freq Level Limit Line Margin Read Level Ant Factor Cable Loss Preamp Factor APos TPos Remark MHz dBuV/m dBuV/m dB dBuV dB/m dB dB cm deg 1 5180.00 93.67 ------ ------ 84.18 34.44 7.94 32.89 367 60 AVERAGE

Mode	29	
	Band Edge	
	U-NII-1_5.15-5.25_802.11ax HE20_CH36_Full RU_5180MHz	
ANT	5+7	
Pol.	Vertical	Fundamental
Peak	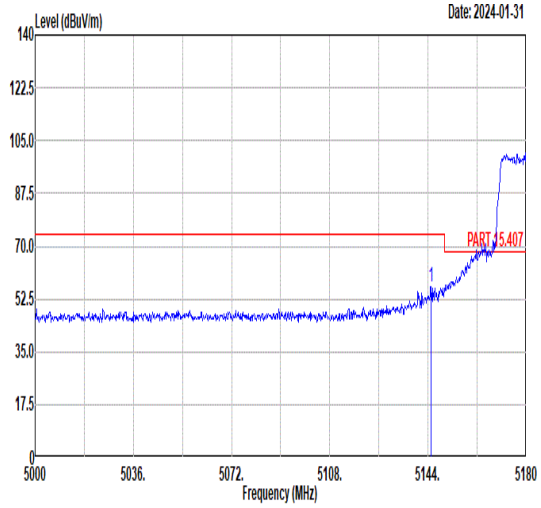 Freq Level Limit Line Margin Read Level Ant Factor Cable Loss Preamp Factor APos TPos Remark MHz dBuV/m dBuV/m dB dBuV dB/m dB dB cm deg 1 5145.08 56.58 74.00 -17.42 47.08 34.42 7.92 32.84 180 275 PEAK	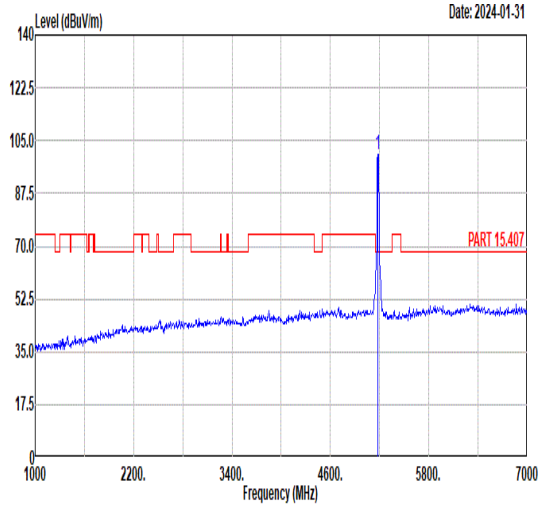 Freq Level Limit Line Margin Read Level Ant Factor Cable Loss Preamp Factor APos TPos Remark MHz dBuV/m dBuV/m dB dBuV dB/m dB dB cm deg 1 5180.00 100.64 ------ ------ 91.15 34.45 7.94 32.90 180 275 PEAK
Avg	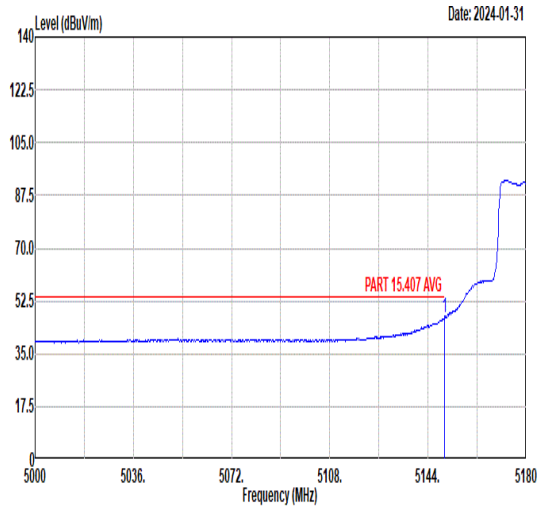 Freq Level Limit Line Margin Read Level Ant Factor Cable Loss Preamp Factor APos TPos Remark MHz dBuV/m dBuV/m dB dBuV dB/m dB dB cm deg 1 5149.94 46.78 54.00 -7.22 37.29 34.42 7.92 32.85 180 275 AVERAGE	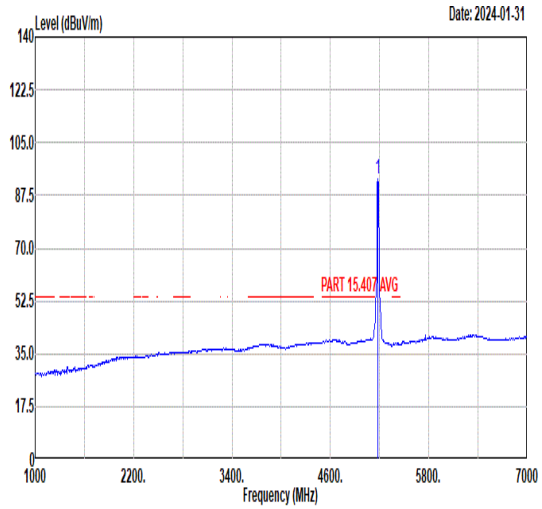 Freq Level Limit Line Margin Read Level Ant Factor Cable Loss Preamp Factor APos TPos Remark MHz dBuV/m dBuV/m dB dBuV dB/m dB dB cm deg 1 5180.00 92.98 ------ ------ 83.49 34.45 7.94 32.90 180 275 AVERAGE

Mode	29	
	Harmonic	
	U-NII-1_5.15-5.25_802.11ax HE20_CH36_Full RU_5180MHz	
ANT	5+7	
Pol.	Horizontal	Vertical
Peak Avg	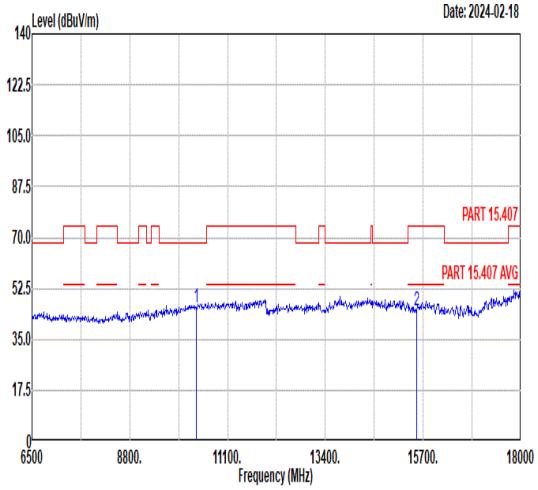 Freq Level Limit Line Margin Read Level Ant Factor Cable Loss Preamp Factor APos TPos Remark MHz dBuV/m dBuV/m dB dBuV dB/m dB dB cm deg 1 10360.00 46.14 68.30 -22.16 56.79 37.62 10.73 59.00 -- -- Peak 2 15540.00 45.10 74.00 -28.90 50.76 40.56 12.72 58.94 -- -- Peak	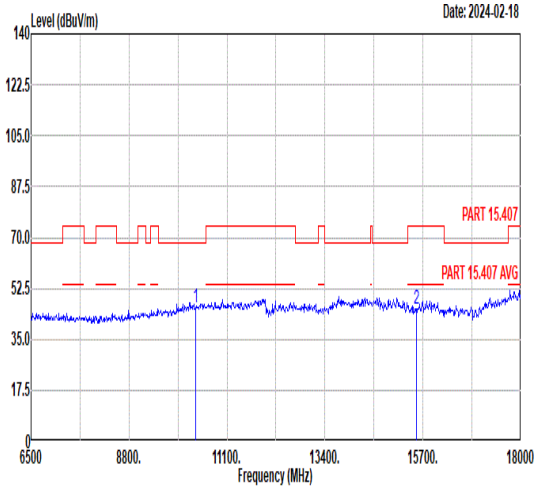 Freq Level Limit Line Margin Read Level Ant Factor Cable Loss Preamp Factor APos TPos Remark MHz dBuV/m dBuV/m dB dBuV dB/m dB dB cm deg 1 10360.00 46.15 68.30 -22.15 56.80 37.62 10.73 59.00 -- -- Peak 2 15540.00 45.33 74.00 -28.67 50.99 40.56 12.72 58.94 -- -- Peak

Mode	30	
	Harmonic	
	U-NII-1_5.15-5.25_802.11ax HE20_CH44_Full RU_5220MHz	
ANT	5+7	
Pol.	Horizontal	Vertical
Peak Avg	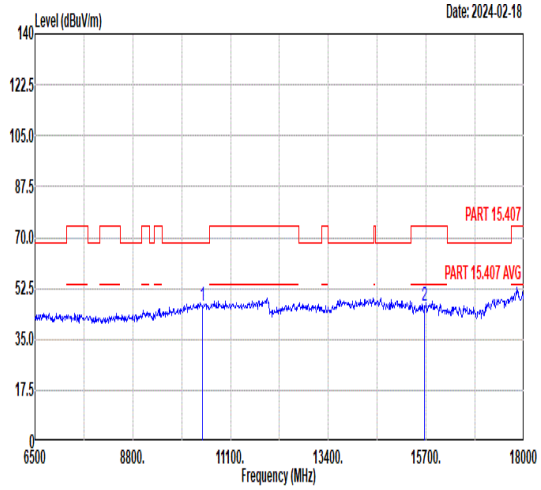 Freq Level Limit Line Margin Read Level Ant Factor Cable Loss Preamp Factor APos TPos Remark MHz dBuV/m dBuV/m dB dBuV dB/m dB dB cm deg 1 10440.00 46.48 68.30 -21.82 56.94 37.66 10.79 58.91 -- -- Peak 2 15660.00 46.58 74.00 -27.42 52.32 40.60 12.72 59.06 -- -- Peak	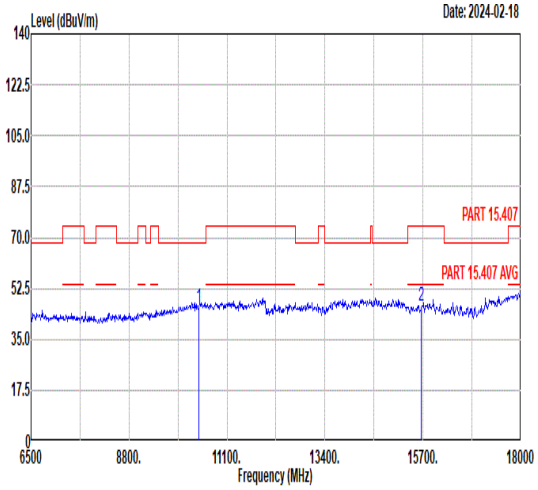 Freq Level Limit Line Margin Read Level Ant Factor Cable Loss Preamp Factor APos TPos Remark MHz dBuV/m dBuV/m dB dBuV dB/m dB dB cm deg 1 10440.00 45.83 68.30 -22.47 56.29 37.66 10.79 58.91 -- -- Peak 2 15660.00 46.72 74.00 -27.28 52.46 40.60 12.72 59.06 -- -- Peak

Mode	31	
	Harmonic	
	U-NII-1_5.15-5.25_802.11ax HE20_CH48_Full RU_5240MHz	
ANT	5+7	
Pol.	Horizontal	Vertical
Peak Avg	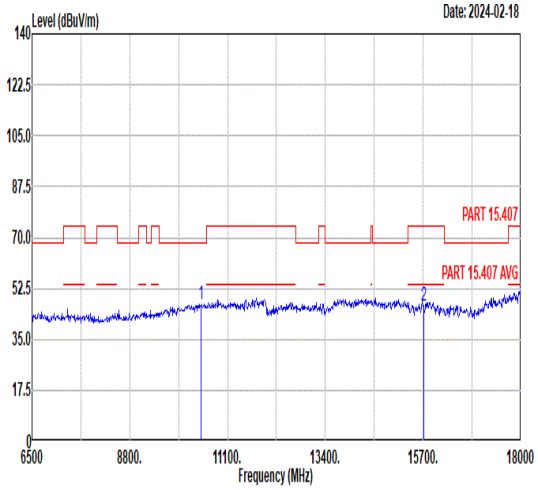 Freq Level Limit Line Margin Read Level Ant Factor Cable Loss Preamp Factor APos TPos Remark MHz dBuV/m dBuV/m dB dBuV dB/m dB dB cm deg 1 10480.00 46.90 68.30 -21.40 57.26 37.69 10.82 58.87 -- -- Peak 2 15720.00 46.73 74.00 -27.27 52.52 40.62 12.71 59.12 -- -- Peak	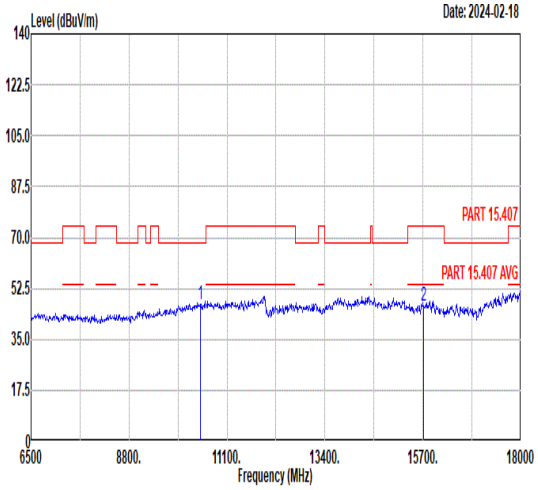 Freq Level Limit Line Margin Read Level Ant Factor Cable Loss Preamp Factor APos TPos Remark MHz dBuV/m dBuV/m dB dBuV dB/m dB dB cm deg 1 10480.00 46.81 68.30 -21.49 57.17 37.69 10.82 58.87 -- -- Peak 2 15720.00 46.28 74.00 -27.72 52.07 40.62 12.71 59.12 -- -- Peak

Mode	32	
	Harmonic	
	U-NII-2A_5.25-5.35_802.11ax HE20_CH52_Full RU_5260MHz	
ANT	5+7	
Pol.	Horizontal	Vertical
Peak Avg	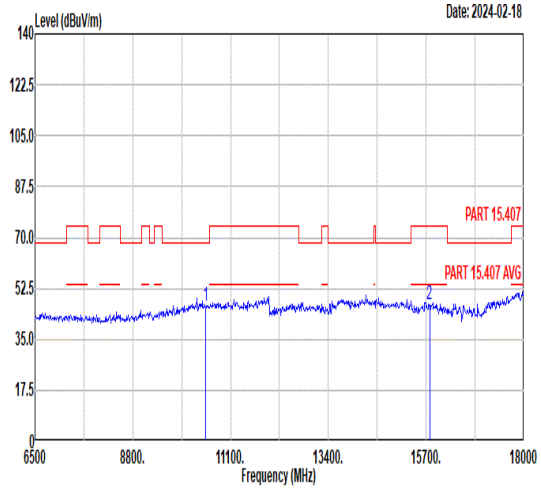 Freq Level Limit Line Margin Read Level Ant Factor Cable Loss Preamp Factor APos TPos Remark MHz dBuV/m dBuV/m dB dBuV dB/m dB dB cm deg 1 10520.00 46.41 68.30 -21.89 56.67 37.71 10.85 58.82 -- -- Peak 2 15780.00 47.05 74.00 -26.95 52.89 40.63 12.71 59.18 -- -- Peak	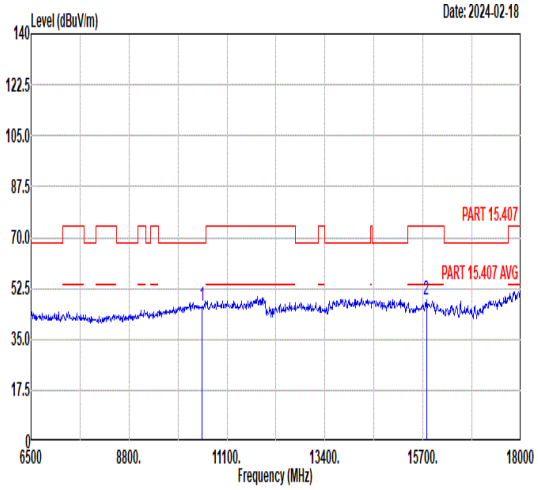 Freq Level Limit Line Margin Read Level Ant Factor Cable Loss Preamp Factor APos TPos Remark MHz dBuV/m dBuV/m dB dBuV dB/m dB dB cm deg 1 10520.00 46.51 68.30 -21.79 56.77 37.71 10.85 58.82 -- -- Peak 2 15780.00 48.68 74.00 -25.32 54.52 40.63 12.71 59.18 -- -- Peak

Mode	33	
	Harmonic	
	U-NII-2A_5.25-5.35_802.11ax HE20_CH60_Full RU_5300MHz	
ANT	5+7	
Pol.	Horizontal	Vertical
Peak Avg	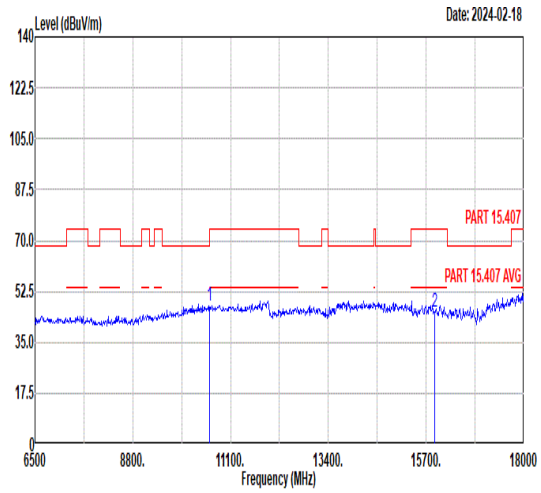 Freq Level Limit Line Margin Read Level Ant Factor Cable Loss Preamp Factor APos TPos Remark MHz dBuV/m dBuV/m dB dBuV dB/m dB dB cm deg 1 10600.00 47.35 74.00 -26.65 57.39 37.78 10.91 58.73 -- -- Peak 2 15900.00 45.69 74.00 -28.31 51.61 40.67 12.71 59.30 -- -- Peak	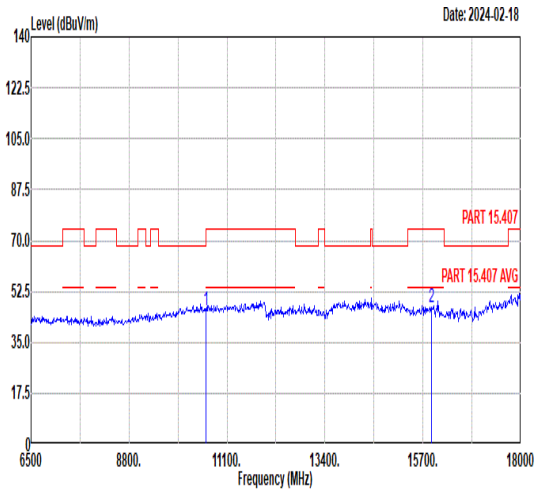 Freq Level Limit Line Margin Read Level Ant Factor Cable Loss Preamp Factor APos TPos Remark MHz dBuV/m dBuV/m dB dBuV dB/m dB dB cm deg 1 10600.00 45.95 74.00 -28.05 55.99 37.78 10.91 58.73 -- -- Peak 2 15900.00 47.27 74.00 -26.73 53.19 40.67 12.71 59.30 -- -- Peak

Mode	34	
	Band Edge	
	U-NII-2A_5.25-5.35_802.11ax HE20_CH64_Full RU_5320MHz	
ANT	5+7	
Pol.	Horizontal	Fundamental
Peak	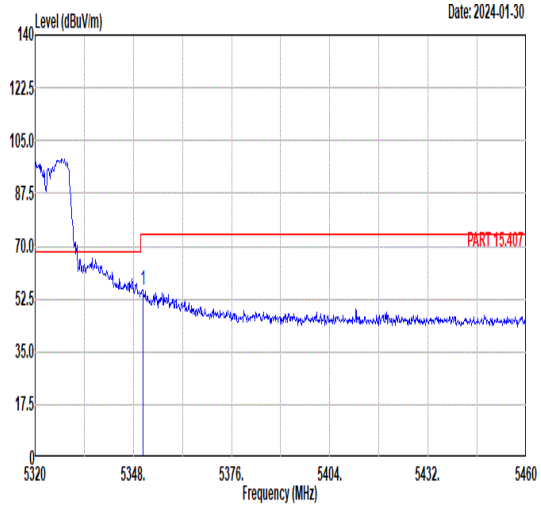 Freq Level Limit Line Margin Read Level Ant Factor Cable Loss Preamp Factor APos TPos Remark MHz dBuV/m dBuV/m dB dBuV dB/m dB dB cm deg 1 5350.66 55.62 74.00 -18.38 45.88 34.58 8.33 33.17 350 56 PEAK	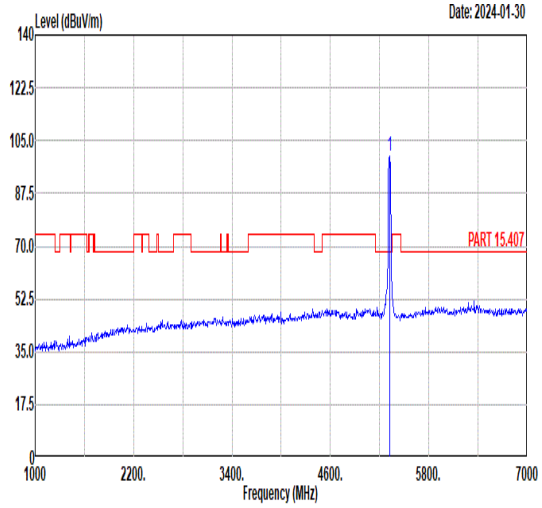 Freq Level Limit Line Margin Read Level Ant Factor Cable Loss Preamp Factor APos TPos Remark MHz dBuV/m dBuV/m dB dBuV dB/m dB dB cm deg 1 5320.00 99.87 ------ ------ 90.19 34.55 8.25 33.12 350 56 PEAK
Avg	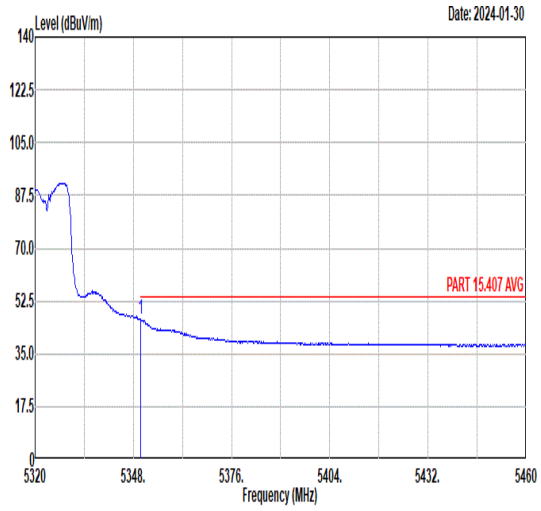 Freq Level Limit Line Margin Read Level Ant Factor Cable Loss Preamp Factor APos TPos Remark MHz dBuV/m dBuV/m dB dBuV dB/m dB dB cm deg 1 5350.10 46.34 54.00 -7.66 36.60 34.58 8.33 33.17 350 56 AVERAGE	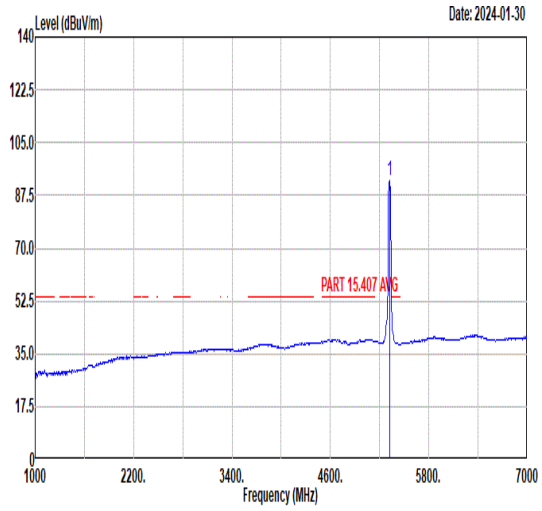 Freq Level Limit Line Margin Read Level Ant Factor Cable Loss Preamp Factor APos TPos Remark MHz dBuV/m dBuV/m dB dBuV dB/m dB dB cm deg 1 5320.00 92.44 ------ ------ 82.76 34.55 8.25 33.12 350 56 AVERAGE

Mode	34	
	Band Edge	
	U-NII-2A_5.25-5.35_802.11ax HE20_CH64_Full RU_5320MHz	
ANT	5+7	
Pol.	Vertical	Fundamental
Peak	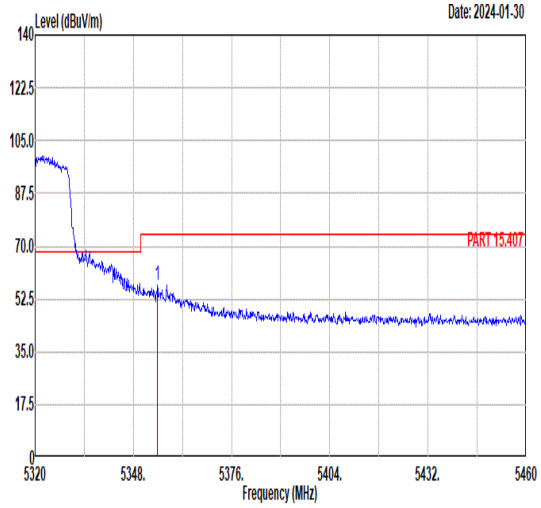 Freq Level Limit Line Margin Read Level Ant Factor Cable Loss Preamp Factor APos TPos Remark MHz dBuV/m dBuV/m dB dBuV dB/m dB dB cm deg 1 5354.86 56.82 74.00 -17.18 47.08 34.58 8.34 33.18 188 316 PEAK	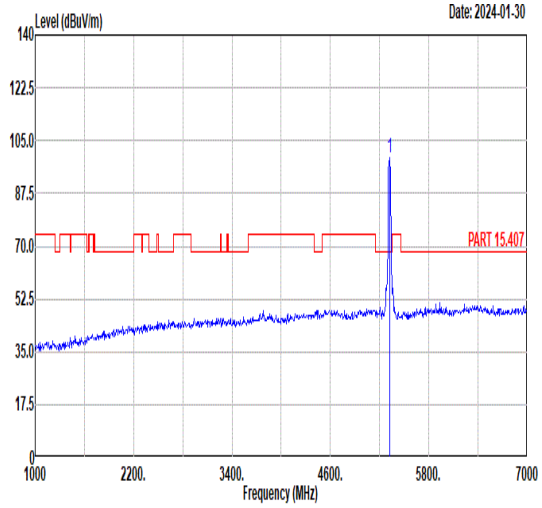 Freq Level Limit Line Margin Read Level Ant Factor Cable Loss Preamp Factor APos TPos Remark MHz dBuV/m dBuV/m dB dBuV dB/m dB dB cm deg 1 5320.00 99.13 ------ ------ 89.45 34.55 8.25 33.12 188 316 PEAK
Avg	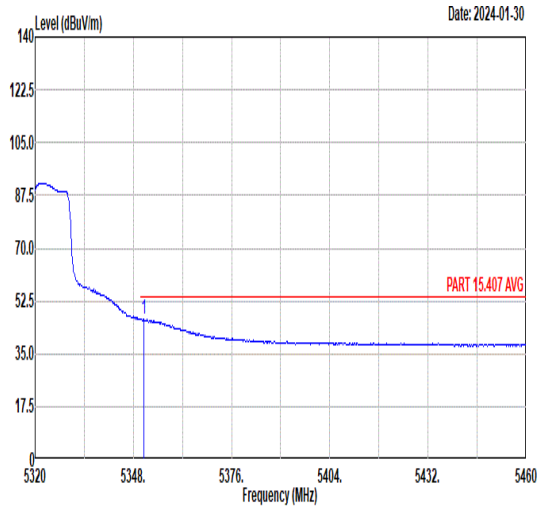 Freq Level Limit Line Margin Read Level Ant Factor Cable Loss Preamp Factor APos TPos Remark MHz dBuV/m dBuV/m dB dBuV dB/m dB dB cm deg 1 5350.94 46.43 54.00 -7.57 36.69 34.58 8.33 33.17 188 316 AVERAGE	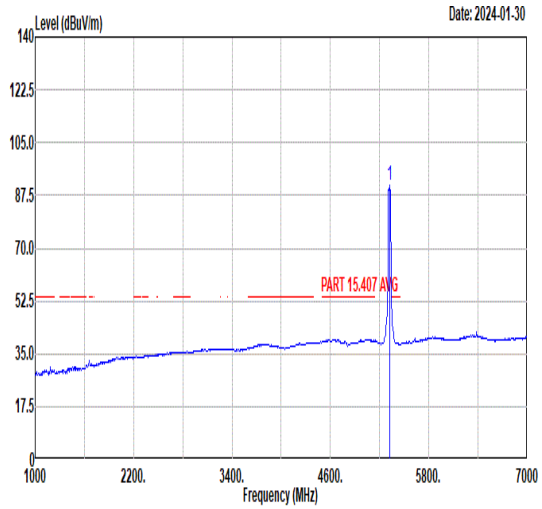 Freq Level Limit Line Margin Read Level Ant Factor Cable Loss Preamp Factor APos TPos Remark MHz dBuV/m dBuV/m dB dBuV dB/m dB dB cm deg 1 5320.00 91.08 ------ ------ 81.40 34.55 8.25 33.12 188 316 AVERAGE

Mode	34	
	Harmonic	
	U-NII-2A_5.25-5.35_802.11ax HE20_CH64_Full RU_5320MHz	
ANT	5+7	
Pol.	Horizontal	Vertical
Peak Avg	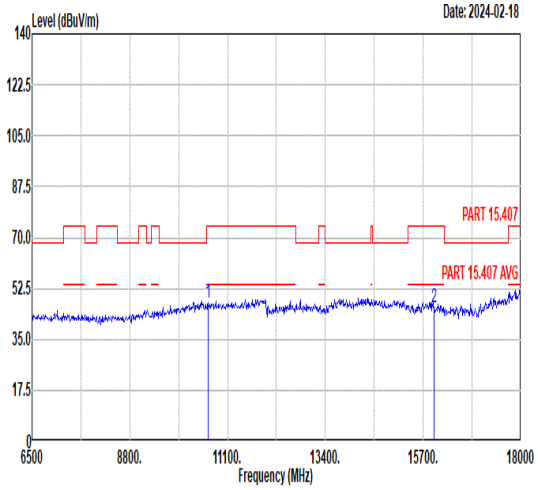 Freq Level Limit Line Margin Read Level Ant Factor Cable Loss Preamp Factor APos TPos Remark MHz dBuV/m dBuV/m dB dBuV dB/m dB dB cm deg 1 10640.00 47.36 74.00 -26.64 57.30 37.81 10.94 58.69 -- -- Peak 2 15960.00 45.88 74.00 -28.12 51.86 40.69 12.70 59.37 -- -- Peak	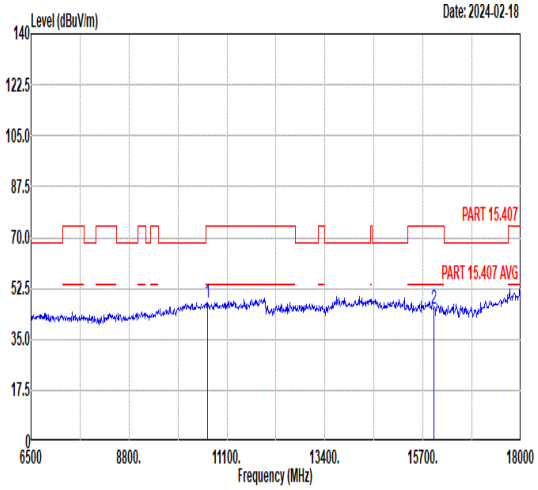 Freq Level Limit Line Margin Read Level Ant Factor Cable Loss Preamp Factor APos TPos Remark MHz dBuV/m dBuV/m dB dBuV dB/m dB dB cm deg 1 10640.00 47.51 74.00 -26.49 57.45 37.81 10.94 58.69 -- -- Peak 2 15960.00 45.45 74.00 -28.55 51.43 40.69 12.70 59.37 -- -- Peak

Mode	35	
	Band Edge	
	U-NII-2C_5.47-5.725_802.11ax HE20_CH100_Full RU_5500MHz	
ANT	5+7	
Pol.	Horizontal	Fundamental
Peak	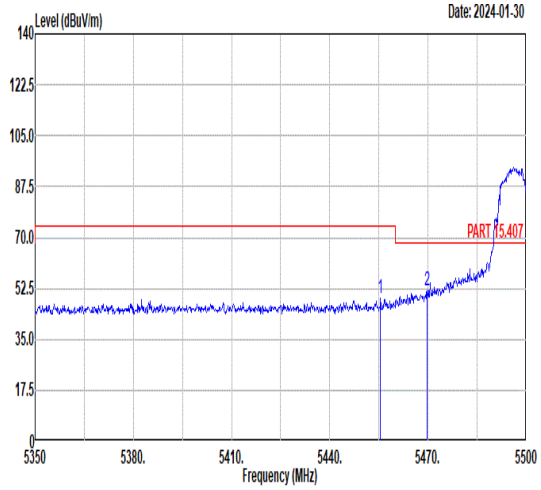 Freq Level Limit Line Margin Read Level Ant Factor Cable Loss Preamp Factor APos TPos Remark MHz dBuV/m dBuV/m dB dBuV dB/m dB dB cm deg 1 5455.45 49.24 74.00 -24.76 39.50 34.66 8.42 33.34 100 4 PEAK 2 5469.70 51.69 68.30 -16.61 41.98 34.67 8.40 33.36 100 4 PEAK	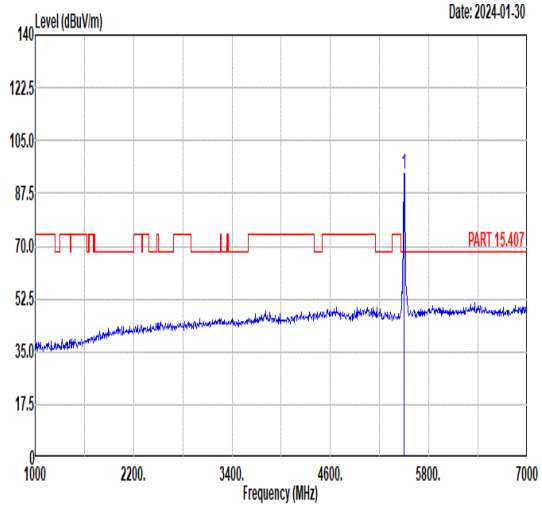 Freq Level Limit Line Margin Read Level Ant Factor Cable Loss Preamp Factor APos TPos Remark MHz dBuV/m dBuV/m dB dBuV dB/m dB dB cm deg 1 5500.00 94.24 ------ ------ 84.59 34.70 8.35 33.40 100 4 PEAK
Avg	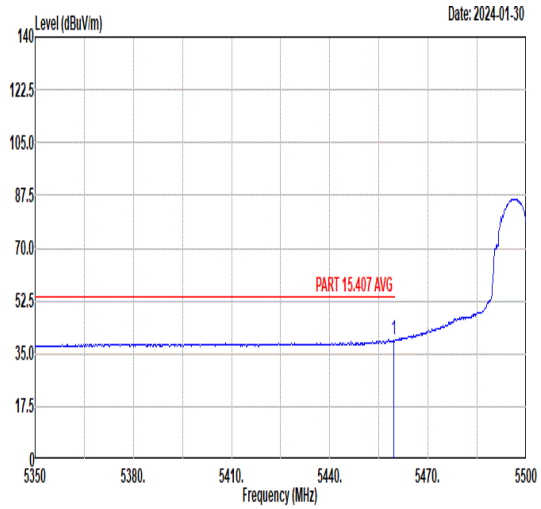 Freq Level Limit Line Margin Read Level Ant Factor Cable Loss Preamp Factor APos TPos Remark MHz dBuV/m dBuV/m dB dBuV dB/m dB dB cm deg 1 5459.65 39.47 54.00 -14.53 29.75 34.66 8.41 33.35 100 4 AVERAGE	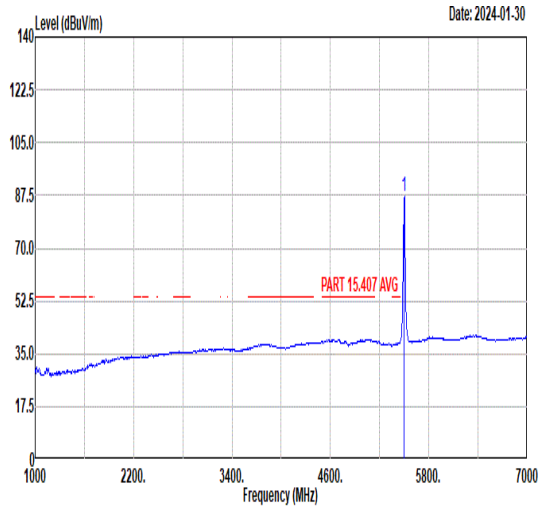 Freq Level Limit Line Margin Read Level Ant Factor Cable Loss Preamp Factor APos TPos Remark MHz dBuV/m dBuV/m dB dBuV dB/m dB dB cm deg 1 5500.00 86.92 ------ ------ 77.27 34.70 8.35 33.40 100 4 AVERAGE

Mode	35	
	Band Edge	
	U-NII-2C_5.47-5.725_802.11ax HE20_CH100_Full RU_5500MHz	
ANT	5+7	
Pol.	Vertical	Fundamental
Peak	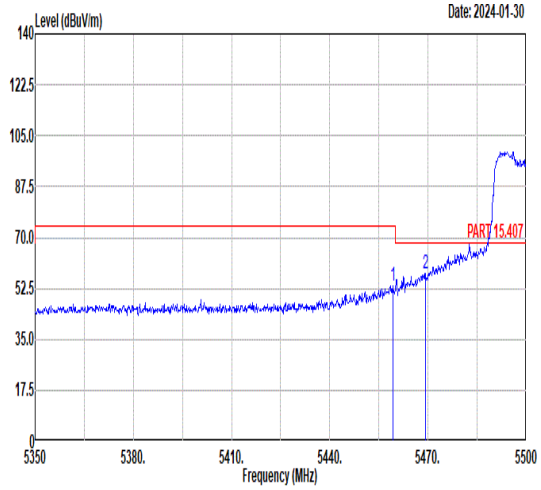 Freq Level Limit Line Margin Read Level Ant Factor Cable Loss Preamp Factor APos TPos Remark MHz dBuV/m dBuV/m dB dBuV dB/m dB dB cm deg 1 5459.20 53.32 74.00 -20.68 43.60 34.66 8.41 33.35 190 305 PEAK 2 5469.25 57.46 68.30 -10.84 47.75 34.67 8.40 33.36 190 305 PEAK	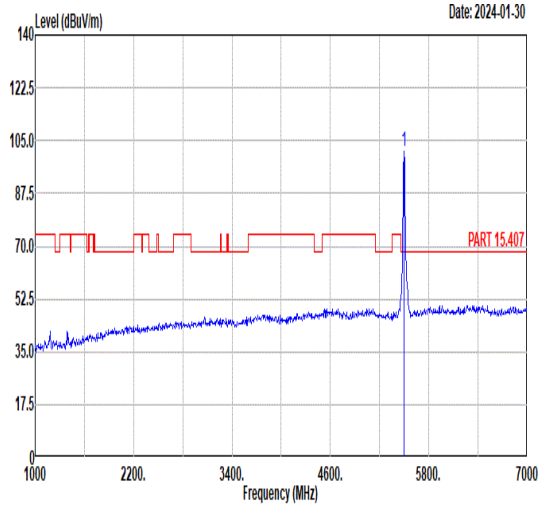 Freq Level Limit Line Margin Read Level Ant Factor Cable Loss Preamp Factor APos TPos Remark MHz dBuV/m dBuV/m dB dBuV dB/m dB dB cm deg 1 5500.00 101.35 ------ ------ 91.70 34.69 8.36 33.40 190 305 PEAK
Avg	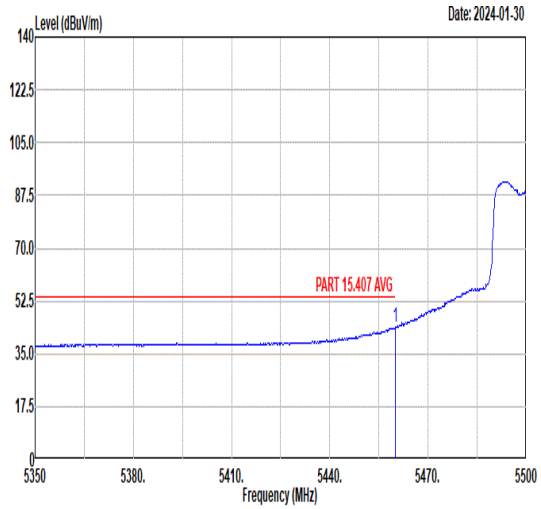 Freq Level Limit Line Margin Read Level Ant Factor Cable Loss Preamp Factor APos TPos Remark MHz dBuV/m dBuV/m dB dBuV dB/m dB dB cm deg 1 5459.95 43.69 54.00 -10.31 33.97 34.66 8.41 33.35 190 305 AVERAGE	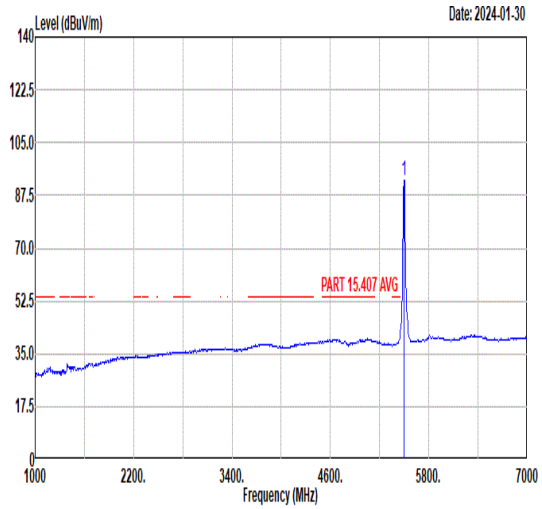 Freq Level Limit Line Margin Read Level Ant Factor Cable Loss Preamp Factor APos TPos Remark MHz dBuV/m dBuV/m dB dBuV dB/m dB dB cm deg 1 5500.00 92.49 ------ ------ 82.84 34.70 8.35 33.40 190 305 AVERAGE

Mode	35	
	Harmonic	
	U-NII-2C_5.47-5.725_802.11ax HE20_CH100_Full RU_5500MHz	
ANT	5+7	
Pol.	Horizontal	Vertical
Peak Avg	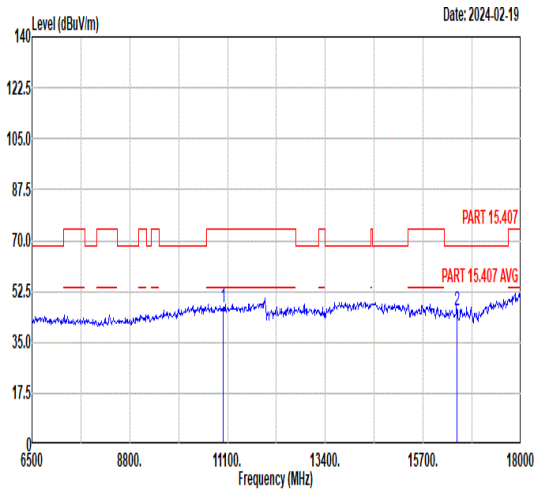 Freq Level Limit Line Margin Read Level Ant Factor Cable Loss Preamp Factor APos TPos Remark MHz dBuV/m dBuV/m dB dBuV dB/m dB dB cm deg 1 11000.00 46.98 74.00 -27.02 55.97 38.10 11.21 58.30 -- -- Peak 2 16500.00 46.19 68.30 -22.11 51.18 40.95 12.91 58.85 -- -- Peak	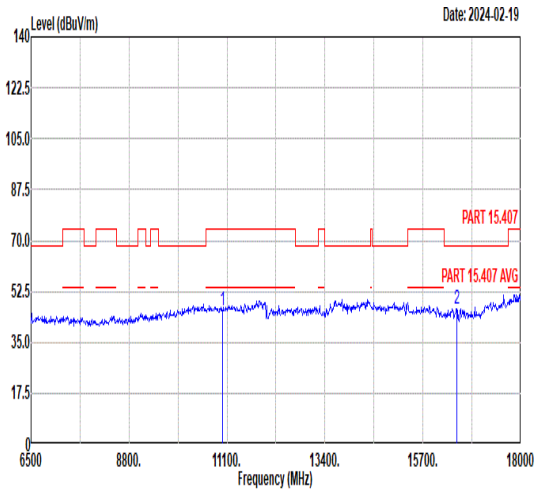 Freq Level Limit Line Margin Read Level Ant Factor Cable Loss Preamp Factor APos TPos Remark MHz dBuV/m dBuV/m dB dBuV dB/m dB dB cm deg 1 11000.00 45.92 74.00 -28.08 54.91 38.10 11.21 58.30 -- -- Peak 2 16500.00 46.47 68.30 -21.83 51.46 40.95 12.91 58.85 -- -- Peak

Mode	36	
	Harmonic	
	U-NII-2C_5.47-5.725_802.11ax HE20_CH116_Full RU_5580MHz	
ANT	5+7	
Pol.	Horizontal	Vertical
Peak Avg	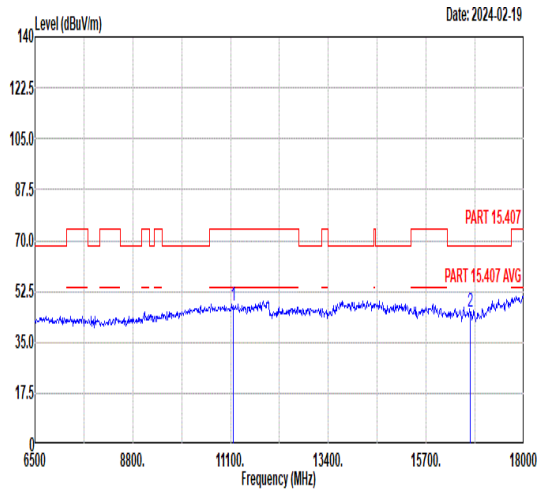 Freq Level Limit Line Margin Read Level Ant Factor Cable Loss Preamp Factor APos TPos Remark MHz dBuV/m dBuV/m dB dBuV dB/m dB dB cm deg 1 11160.00 47.32 74.00 -26.68 55.89 38.26 11.29 58.12 -- -- Peak 2 16740.00 45.24 68.30 -23.06 49.74 41.07 13.01 58.58 -- -- Peak	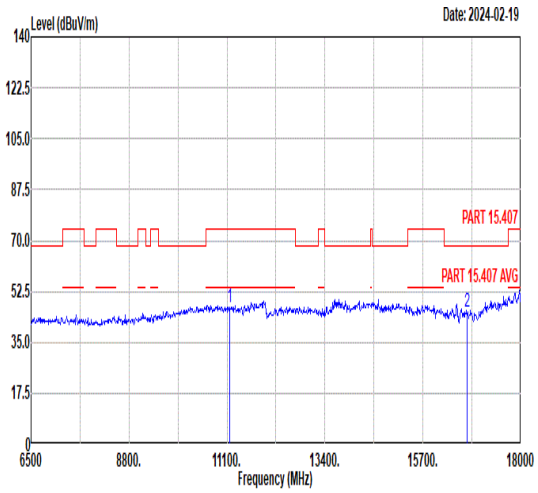 Freq Level Limit Line Margin Read Level Ant Factor Cable Loss Preamp Factor APos TPos Remark MHz dBuV/m dBuV/m dB dBuV dB/m dB dB cm deg 1 11160.00 46.93 74.00 -27.07 55.50 38.26 11.29 58.12 -- -- Peak 2 16740.00 45.32 68.30 -22.98 49.82 41.07 13.01 58.58 -- -- Peak

Mode	37	
	Band Edge	
	U-NII-2C_5.47-5.725_802.11ax HE20_CH140_Full RU_5700MHz	
ANT	5+7	
Pol.	Horizontal	Fundamental
Peak	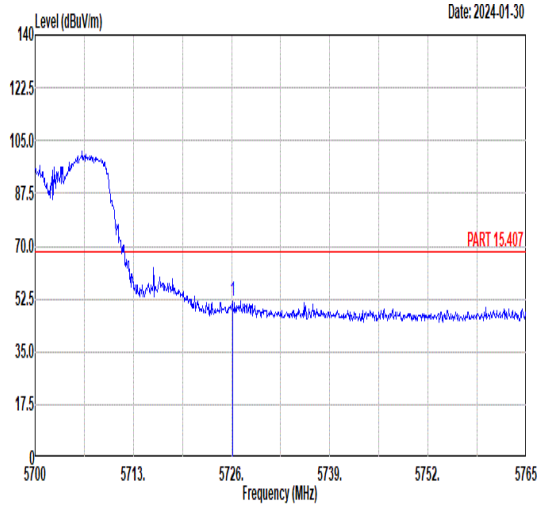 Freq Level Limit Line Margin Read Level Ant Factor Cable Loss Preamp Factor APos TPos Remark MHz dBuV/m dBuV/m dB dBuV dB/m dB dB cm deg 1 5726.13 51.66 68.30 -16.64 41.27 35.06 8.68 33.35 266 53 PEAK	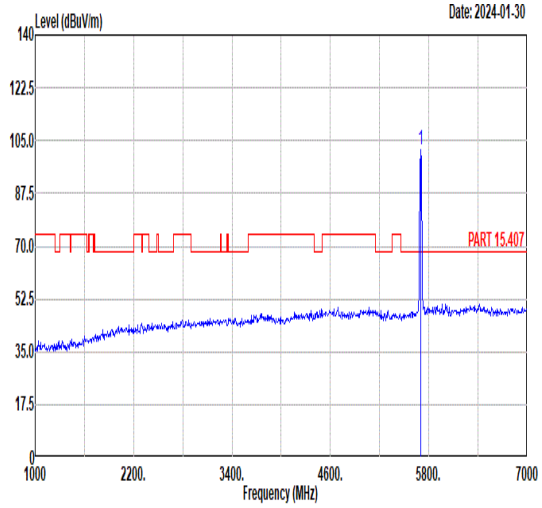 Freq Level Limit Line Margin Read Level Ant Factor Cable Loss Preamp Factor APos TPos Remark MHz dBuV/m dBuV/m dB dBuV dB/m dB dB cm deg 1 5700.00 101.71 ------ ------ 91.49 35.01 8.57 33.36 266 53 PEAK
Avg	Blank	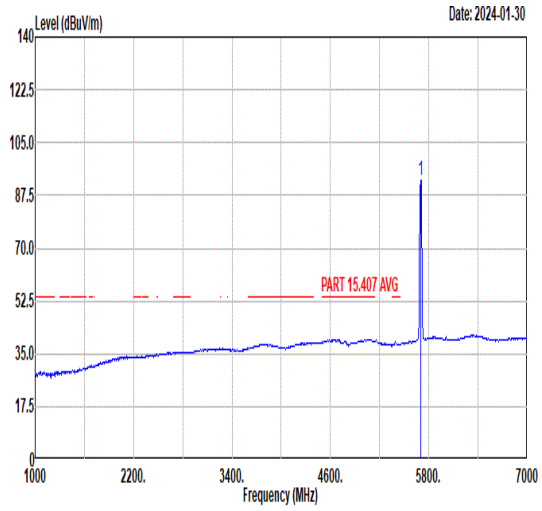 Freq Level Limit Line Margin Read Level Ant Factor Cable Loss Preamp Factor APos TPos Remark MHz dBuV/m dBuV/m dB dBuV dB/m dB dB cm deg 1 5700.00 92.70 ------ ------ 82.48 35.01 8.57 33.36 266 53 AVERAGE

Mode	37	
	Band Edge	
	U-NII-2C_5.47-5.725_802.11ax HE20_CH140_Full RU_5700MHz	
ANT	5+7	
Pol.	Vertical	Fundamental
Peak	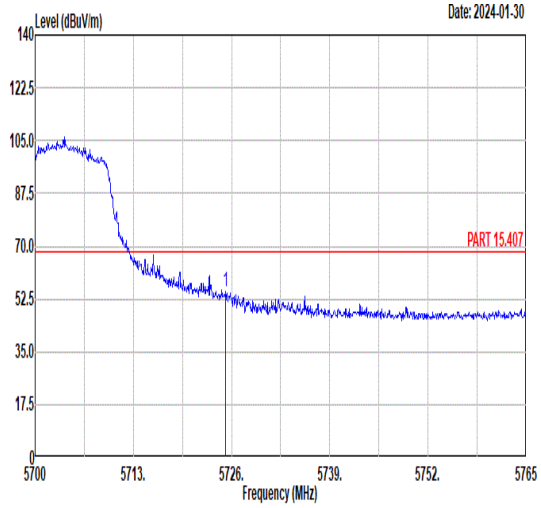 Freq Level Limit Line Margin Read Level Ant Factor Cable Loss Preamp Factor APos TPos Remark MHz dBuV/m dBuV/m dB dBuV dB/m dB dB cm deg 1 5725.16 54.68 68.30 -13.62 44.31 35.06 8.67 33.36 200 324 PEAK	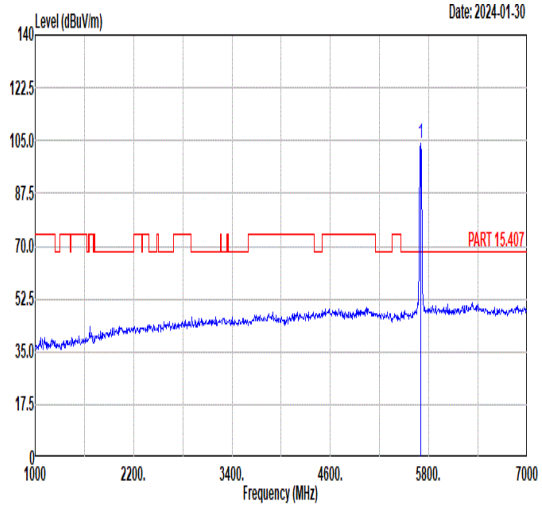 Freq Level Limit Line Margin Read Level Ant Factor Cable Loss Preamp Factor APos TPos Remark MHz dBuV/m dBuV/m dB dBuV dB/m dB dB cm deg 1 5700.00 104.06 ------ ------ 93.80 35.02 8.60 33.36 200 324 PEAK
Avg	Blank	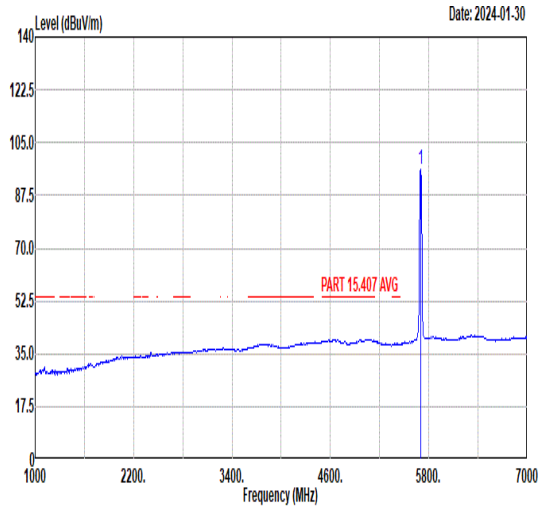 Freq Level Limit Line Margin Read Level Ant Factor Cable Loss Preamp Factor APos TPos Remark MHz dBuV/m dBuV/m dB dBuV dB/m dB dB cm deg 1 5700.00 96.12 ------ ------ 85.86 35.02 8.60 33.36 200 324 AVERAGE

Mode	37	
	Harmonic	
	U-NII-2C_5.47-5.725_802.11ax HE20_CH140_Full RU_5700MHz	
ANT	5+7	
Pol.	Horizontal	Vertical
Peak Avg	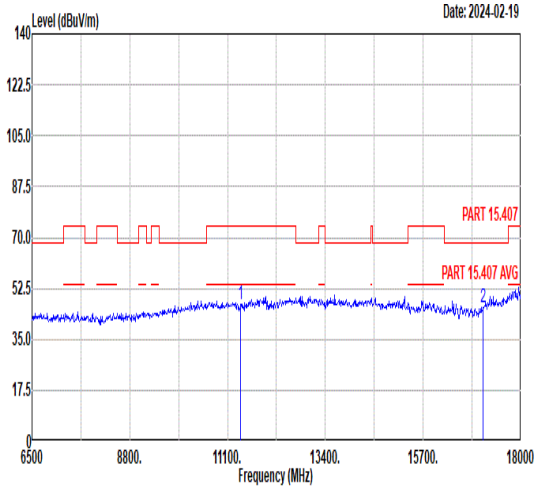 Freq Level Limit Line Margin Read Level Ant Factor Cable Loss Preamp Factor APos TPos Remark MHz dBuV/m dBuV/m dB dBuV dB/m dB dB cm deg 1 11400.00 46.86 74.00 -27.14 54.81 38.50 11.41 57.86 -- -- Peak 2 17100.00 46.08 68.30 -22.22 49.86 41.24 13.14 58.16 -- -- Peak	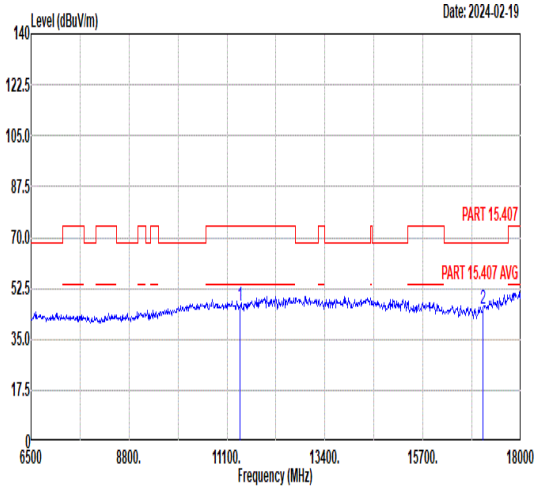 Freq Level Limit Line Margin Read Level Ant Factor Cable Loss Preamp Factor APos TPos Remark MHz dBuV/m dBuV/m dB dBuV dB/m dB dB cm deg 1 11400.00 46.67 74.00 -27.33 54.62 38.50 11.41 57.86 -- -- Peak 2 17100.00 45.18 68.30 -23.12 48.96 41.24 13.14 58.16 -- -- Peak

Mode	38	
	Band Edge - L	
	U-NII-1_5.15-5.25_802.11ax HE40_CH38_Full RU_5190MHz	
ANT	4+5	
Pol.	Horizontal	Fundamental
Peak	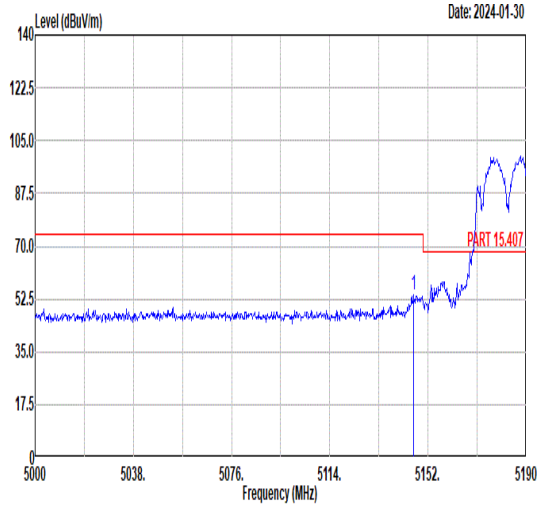 Freq Level Limit Line Margin Read Level Ant Factor Cable Loss Preamp Factor APos TPos Remark MHz dBuV/m dBuV/m dB dBuV dB/m dB dB cm deg 1 5146.49 53.66 74.00 -20.34 44.16 34.42 7.92 32.84 343 40 PEAK	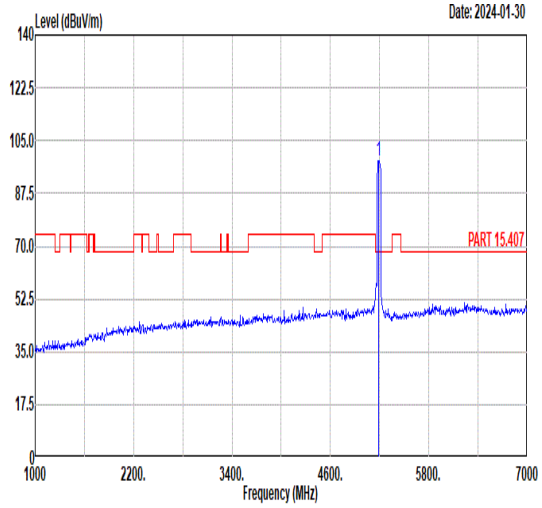 Freq Level Limit Line Margin Read Level Ant Factor Cable Loss Preamp Factor APos TPos Remark MHz dBuV/m dBuV/m dB dBuV dB/m dB dB cm deg 1 5190.00 98.13 ------ ------ 88.64 34.44 7.94 32.89 343 40 PEAK
Avg	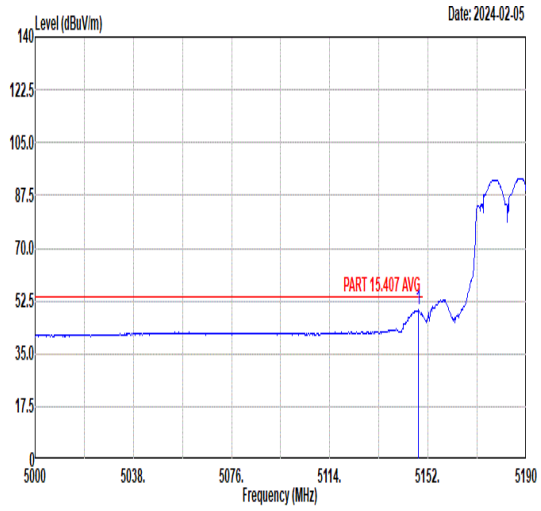 Freq Level Limit Line Margin Read Level Ant Factor Cable Loss Preamp Factor APos TPos Remark MHz dBuV/m dBuV/m dB dBuV dB/m dB dB cm deg 1 5148.20 49.46 54.00 -4.54 39.96 34.42 7.92 32.84 343 40 AVERAGE	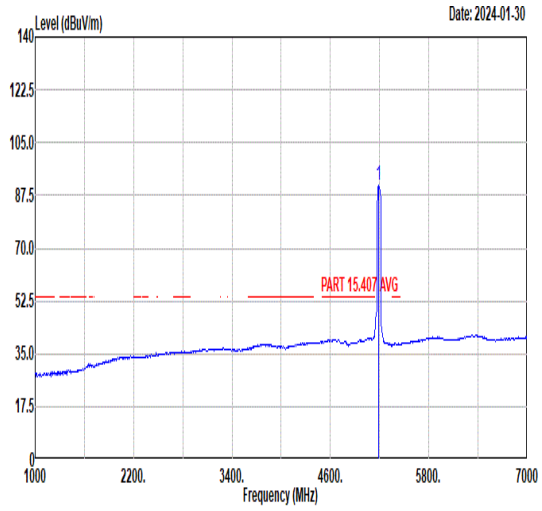 Freq Level Limit Line Margin Read Level Ant Factor Cable Loss Preamp Factor APos TPos Remark MHz dBuV/m dBuV/m dB dBuV dB/m dB dB cm deg 1 5190.00 90.66 ------ ------ 81.18 34.45 7.94 32.91 343 40 AVERAGE

Mode	38	
	Band Edge - R	
	U-NII-1_5.15-5.25_802.11ax HE40_CH38_Full RU_5190MHz	
ANT	4+5	
Pol.	Horizontal	Fundamental
Peak	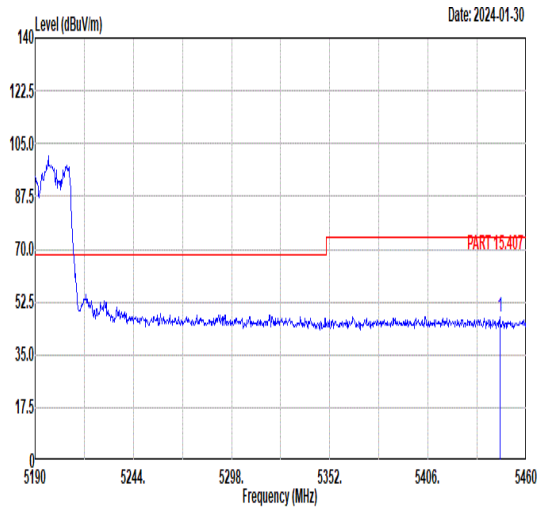 Freq Level Limit Line Margin Read Level Ant Factor Cable Loss Preamp Factor APos TPos Remark MHz dBuV/m dBuV/m dB dBuV dB/m dB dB cm deg 1 5445.42 47.53 74.00 -26.47 37.77 34.65 8.43 33.32 343 40 PEAK	Blank
Avg	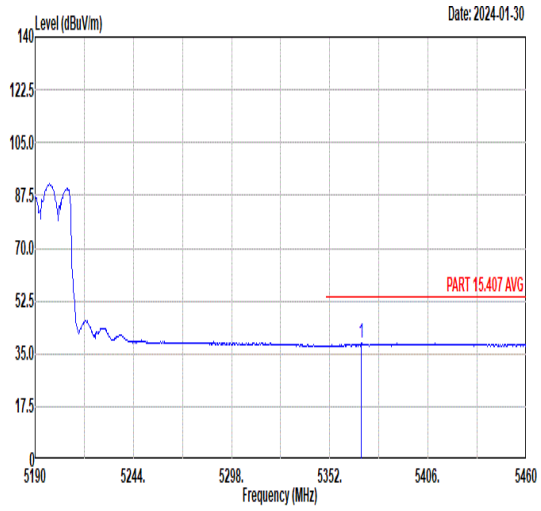 Freq Level Limit Line Margin Read Level Ant Factor Cable Loss Preamp Factor APos TPos Remark MHz dBuV/m dBuV/m dB dBuV dB/m dB dB cm deg 1 5369.28 38.34 54.00 -15.66 28.57 34.59 8.38 33.20 343 40 AVERAGE	Blank

Mode	38	
	Band Edge - L	
	U-NII-1_5.15-5.25_802.11ax HE40_CH38_Full RU_5190MHz	
ANT	4+5	
Pol.	Vertical	Fundamental
Peak	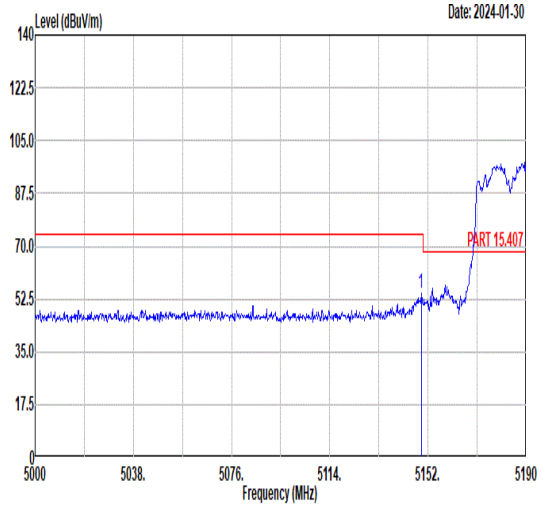 Freq Level Limit Line Margin Read Level Ant Factor Cable Loss Preamp Factor APos TPos Remark MHz dBuV/m dBuV/m dB dBuV dB/m dB dB cm deg 1 5149.34 54.29 74.00 -19.71 44.80 34.42 7.92 32.85 373 28 PEAK	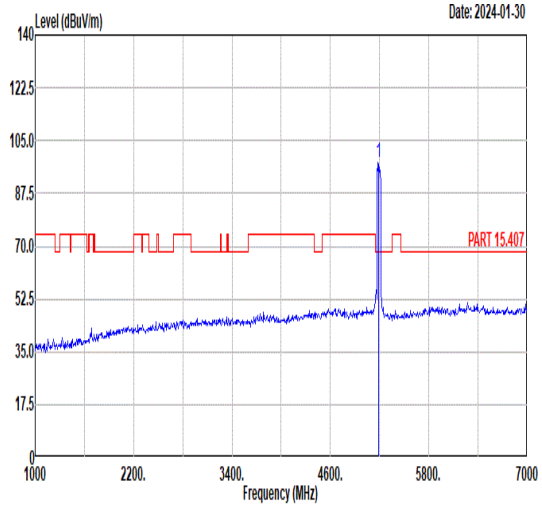 Freq Level Limit Line Margin Read Level Ant Factor Cable Loss Preamp Factor APos TPos Remark MHz dBuV/m dBuV/m dB dBuV dB/m dB dB cm deg 1 5190.00 98.00 ------ ------ 88.51 34.44 7.94 32.89 373 28 PEAK
Avg	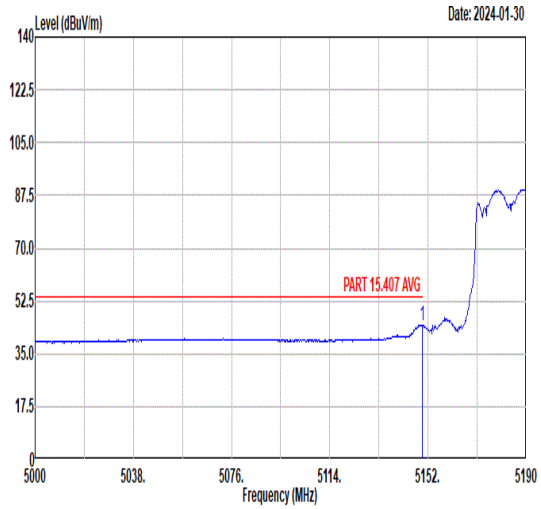 Freq Level Limit Line Margin Read Level Ant Factor Cable Loss Preamp Factor APos TPos Remark MHz dBuV/m dBuV/m dB dBuV dB/m dB dB cm deg 1 5149.72 44.52 54.00 -9.48 35.03 34.42 7.92 32.85 373 28 AVERAGE	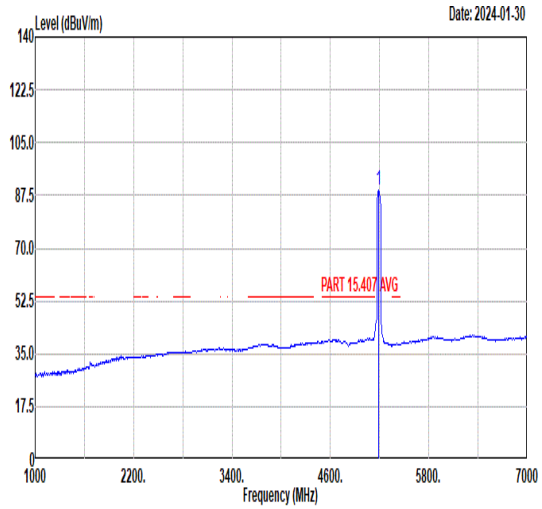 Freq Level Limit Line Margin Read Level Ant Factor Cable Loss Preamp Factor APos TPos Remark MHz dBuV/m dBuV/m dB dBuV dB/m dB dB cm deg 1 5190.00 89.10 ------ ------ 79.62 34.45 7.94 32.91 373 28 AVERAGE

Mode	38	
	Band Edge - R	
	U-NII-1_5.15-5.25_802.11ax HE40_CH38_Full RU_5190MHz	
ANT	4+5	
Pol.	Vertical	Fundamental
Peak	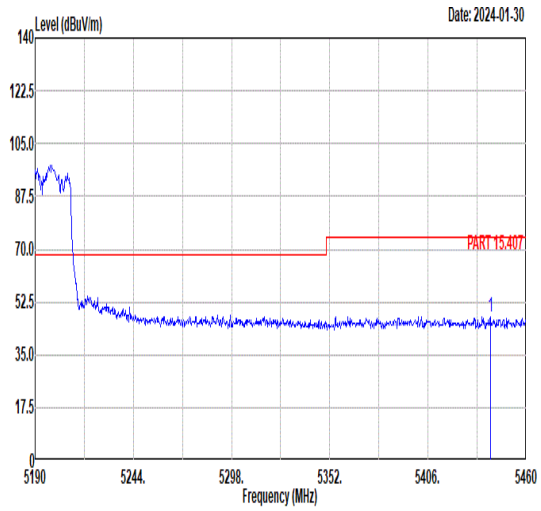 Freq Level Limit Line Margin Read Level Ant Factor Cable Loss Preamp Factor APos TPos Remark MHz dBuV/m dBuV/m dB dBuV dB/m dB dB cm deg 1 5440.29 47.51 74.00 -26.49 37.74 34.65 8.44 33.32 373 28 PEAK	Blank
Avg	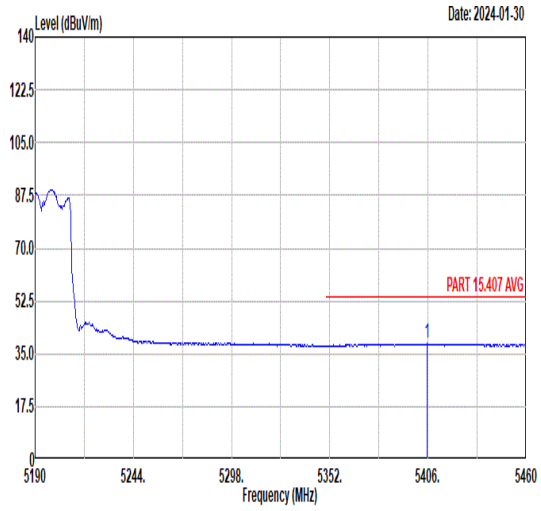 Freq Level Limit Line Margin Read Level Ant Factor Cable Loss Preamp Factor APos TPos Remark MHz dBuV/m dBuV/m dB dBuV dB/m dB dB cm deg 1 5405.46 38.31 54.00 -15.69 28.47 34.62 8.48 33.26 373 28 AVERAGE	Blank

Mode	39	
	Band Edge - L	
	U-NII-1_5.15-5.25_802.11ax HE40_CH46_Full RU_5230MHz	
ANT	5+7	
Pol.	Horizontal	Fundamental
Peak	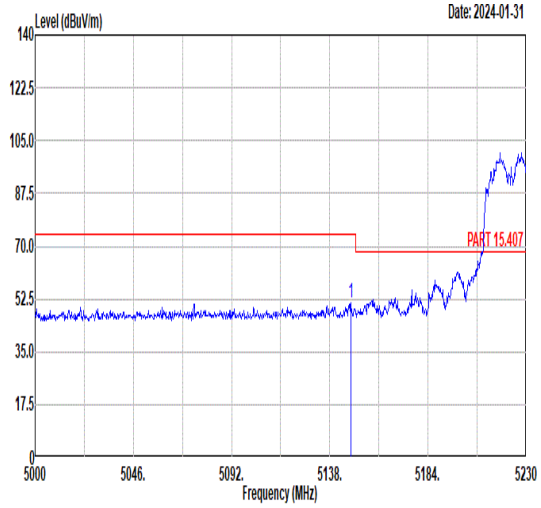 Freq Level Limit Line Margin Read Level Ant Factor Cable Loss Preamp Factor APos TPos Remark MHz dBuV/m dBuV/m dB dBuV dB/m dB dB cm deg 1 5147.89 51.12 74.00 -22.88 41.62 34.42 7.92 32.84 300 44 PEAK	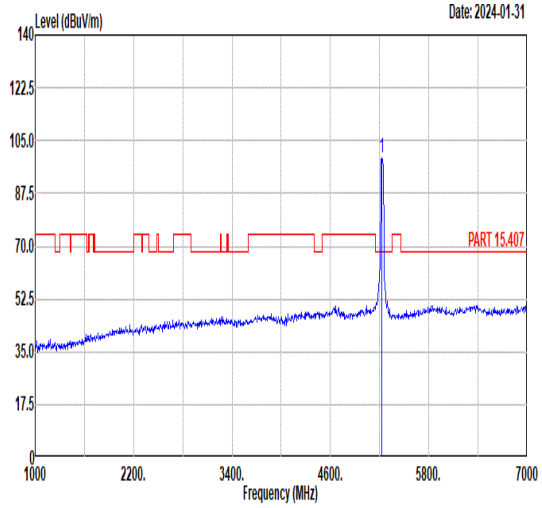 Freq Level Limit Line Margin Read Level Ant Factor Cable Loss Preamp Factor APos TPos Remark MHz dBuV/m dBuV/m dB dBuV dB/m dB dB cm deg 1 5230.00 99.41 ------ ------ 89.90 34.48 8.01 32.98 300 44 PEAK
Avg	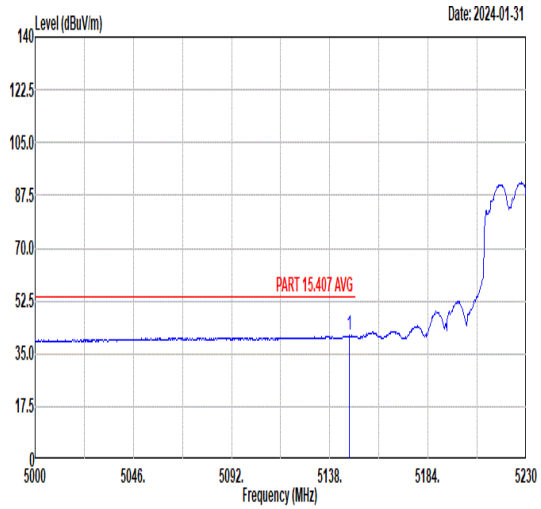 Freq Level Limit Line Margin Read Level Ant Factor Cable Loss Preamp Factor APos TPos Remark MHz dBuV/m dBuV/m dB dBuV dB/m dB dB cm deg 1 5147.20 40.98 54.00 -13.02 31.48 34.42 7.92 32.84 300 44 AVERAGE	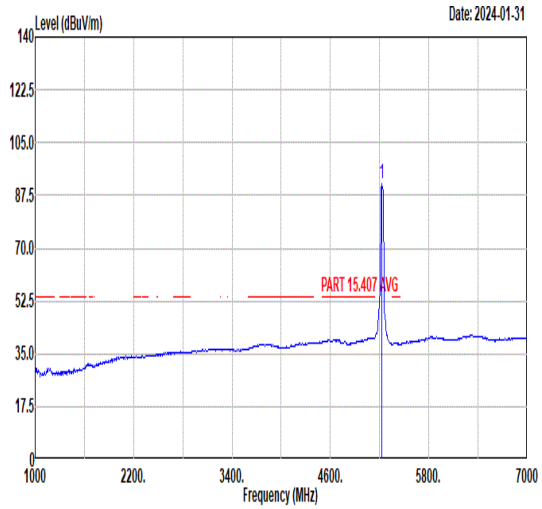 Freq Level Limit Line Margin Read Level Ant Factor Cable Loss Preamp Factor APos TPos Remark MHz dBuV/m dBuV/m dB dBuV dB/m dB dB cm deg 1 5230.00 91.15 ------ ------ 81.64 34.48 8.01 32.98 300 44 AVERAGE

Mode	39	
	Band Edge - R	
	U-NII-1_5.15-5.25_802.11ax HE40_CH46_Full RU_5230MHz	
ANT	5+7	
Pol.	Horizontal	Fundamental
Peak	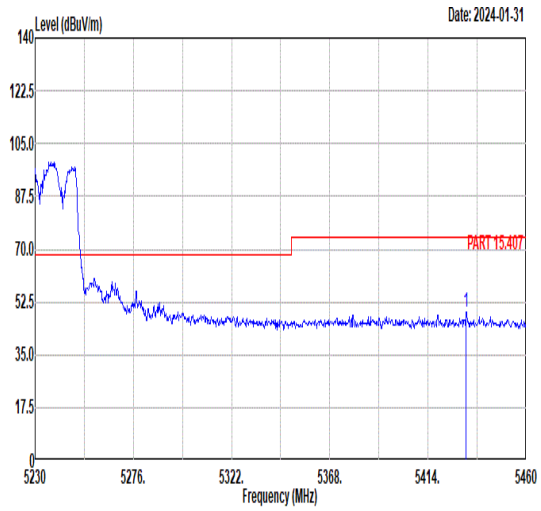 Freq Level Limit Line Margin Read Level Ant Factor Cable Loss Preamp Factor APos TPos Remark MHz dBuV/m dBuV/m dB dBuV dB/m dB dB cm deg 1 5431.94 49.39 74.00 -24.61 39.60 34.64 8.45 33.30 300 44 PEAK	Blank
Avg	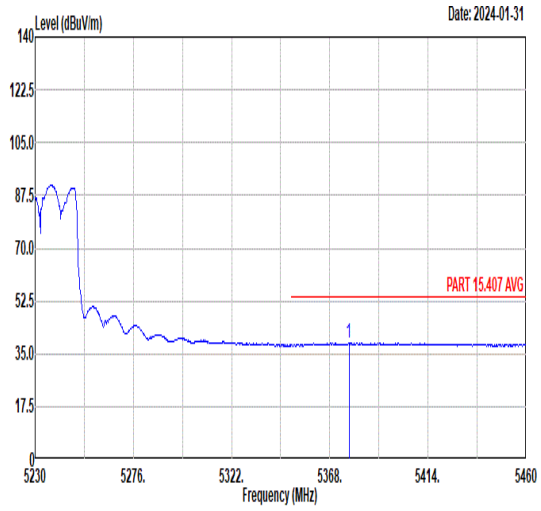 Freq Level Limit Line Margin Read Level Ant Factor Cable Loss Preamp Factor APos TPos Remark MHz dBuV/m dBuV/m dB dBuV dB/m dB dB cm deg 1 5376.97 38.62 54.00 -15.38 28.83 34.60 8.40 33.21 300 44 AVERAGE	Blank

Mode	39	
	Band Edge - L	
	U-NII-1_5.15-5.25_802.11ax HE40_CH46_Full RU_5230MHz	
ANT	5+7	
Pol.	Vertical	Fundamental
Peak	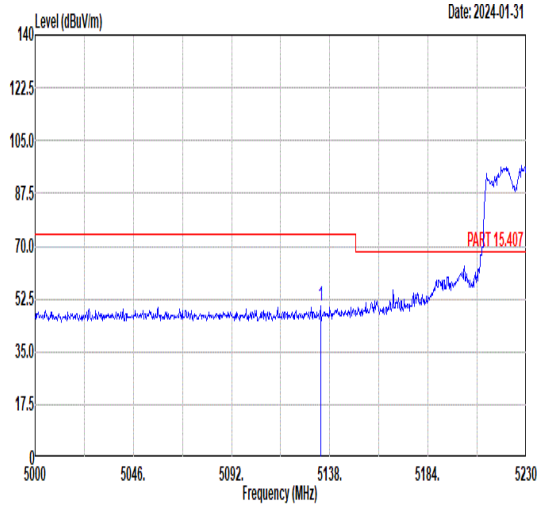 Freq Level Limit Line Margin Read Level Ant Factor Cable Loss Preamp Factor APos TPos Remark MHz dBuV/m dBuV/m dB dBuV dB/m dB dB cm deg 1 5133.63 50.21 74.00 -23.79 40.71 34.41 7.91 32.82 359 29 PEAK	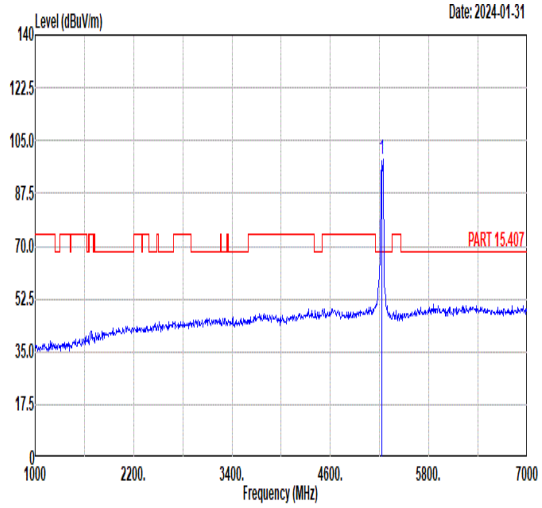 Freq Level Limit Line Margin Read Level Ant Factor Cable Loss Preamp Factor APos TPos Remark MHz dBuV/m dBuV/m dB dBuV dB/m dB dB cm deg 1 5230.00 98.68 ------ ------ 89.15 34.49 8.04 33.00 359 29 PEAK
Avg	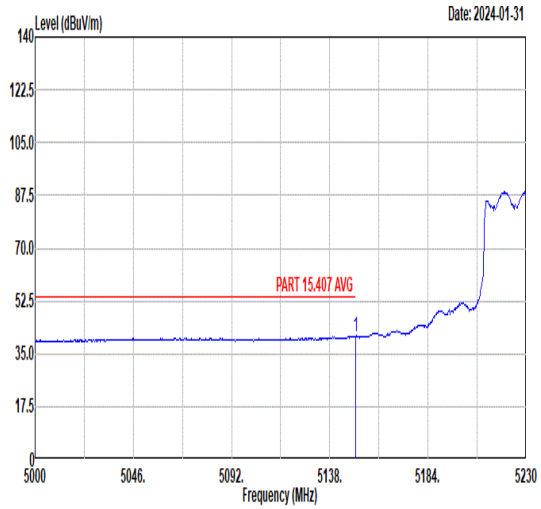 Freq Level Limit Line Margin Read Level Ant Factor Cable Loss Preamp Factor APos TPos Remark MHz dBuV/m dBuV/m dB dBuV dB/m dB dB cm deg 1 5149.96 40.83 54.00 -13.17 31.34 34.42 7.92 32.85 359 29 AVERAGE	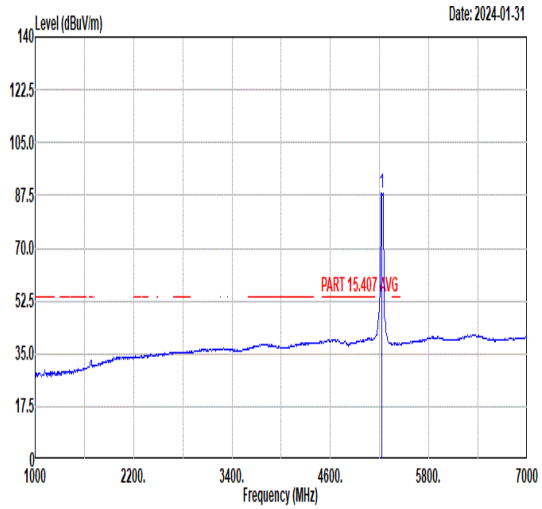 Freq Level Limit Line Margin Read Level Ant Factor Cable Loss Preamp Factor APos TPos Remark MHz dBuV/m dBuV/m dB dBuV dB/m dB dB cm deg 1 5230.00 88.14 ------ ------ 78.65 34.47 7.98 32.96 359 29 AVERAGE

Mode	39	
	Band Edge - R	
	U-NII-1_5.15-5.25_802.11ax HE40_CH46_Full RU_5230MHz	
ANT	5+7	
Pol.	Vertical	Fundamental
Peak	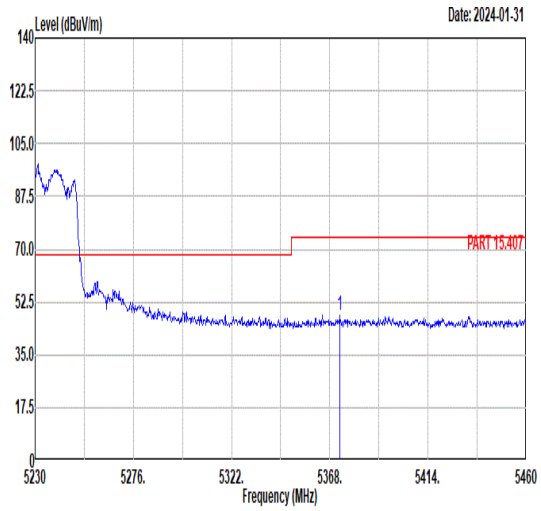 Freq Level Limit Line Margin Read Level Ant Factor Cable Loss Preamp Factor APos TPos Remark MHz dBuV/m dBuV/m dB dBuV dB/m dB dB cm deg 1 5372.60 48.17 74.00 -25.83 38.39 34.60 8.39 33.21 359 29 PEAK	Blank
Avg	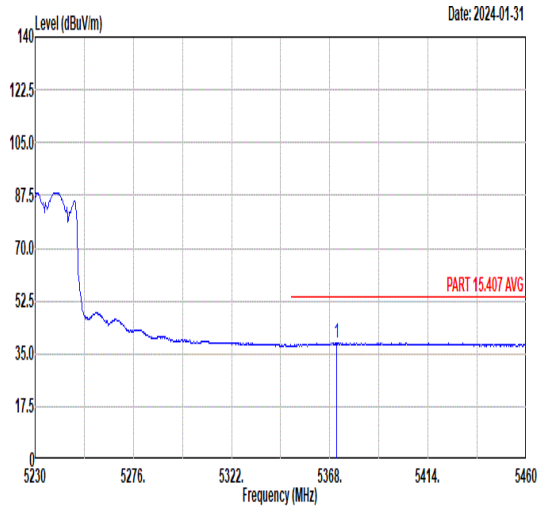 Freq Level Limit Line Margin Read Level Ant Factor Cable Loss Preamp Factor APos TPos Remark MHz dBuV/m dBuV/m dB dBuV dB/m dB dB cm deg 1 5371.22 38.63 54.00 -15.37 28.85 34.60 8.38 33.20 359 29 AVERAGE	Blank

Mode	40	
	Band Edge - L	
	U-NII-2A_5.25-5.35_802.11ax HE40_CH54_Full RU_5270MHz	
ANT	5+7	
Pol.	Horizontal	Fundamental
Peak	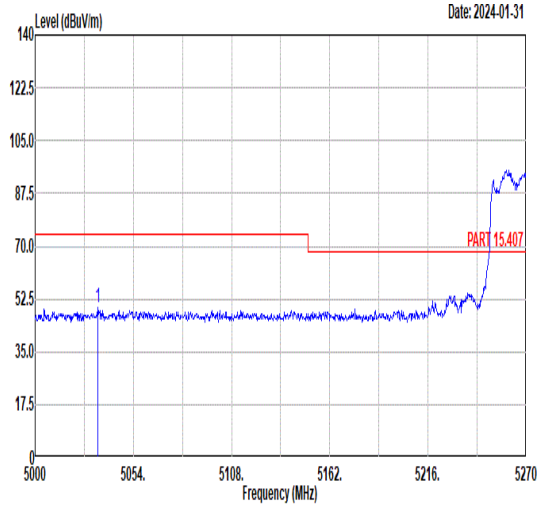 Freq Level Limit Line Margin Read Level Ant Factor Cable Loss Preamp Factor APos TPos Remark MHz dBuV/m dBuV/m dB dBuV dB/m dB dB cm deg 1 5034.56 49.65 74.00 -24.35 40.14 34.33 7.84 32.66 100 52 PEAK	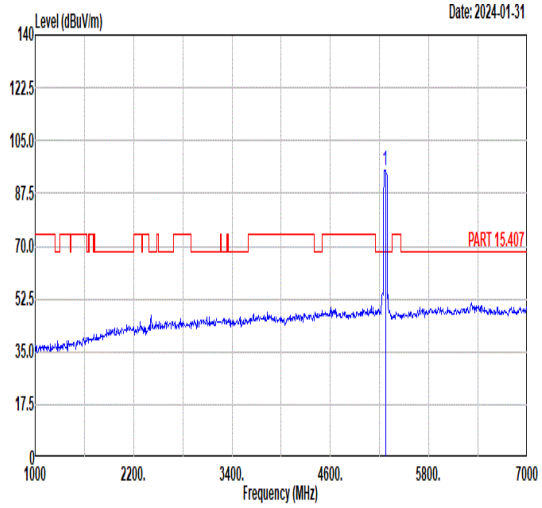 Freq Level Limit Line Margin Read Level Ant Factor Cable Loss Preamp Factor APos TPos Remark MHz dBuV/m dBuV/m dB dBuV dB/m dB dB cm deg 1 5270.00 95.26 ------ ------ 85.68 34.51 8.10 33.03 100 52 PEAK
Avg	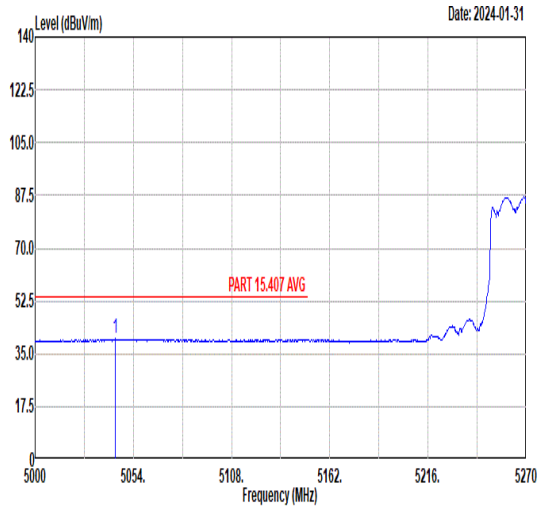 Freq Level Limit Line Margin Read Level Ant Factor Cable Loss Preamp Factor APos TPos Remark MHz dBuV/m dBuV/m dB dBuV dB/m dB dB cm deg 1 5044.01 39.90 54.00 -14.10 30.38 34.34 7.85 32.67 100 52 AVERAGE	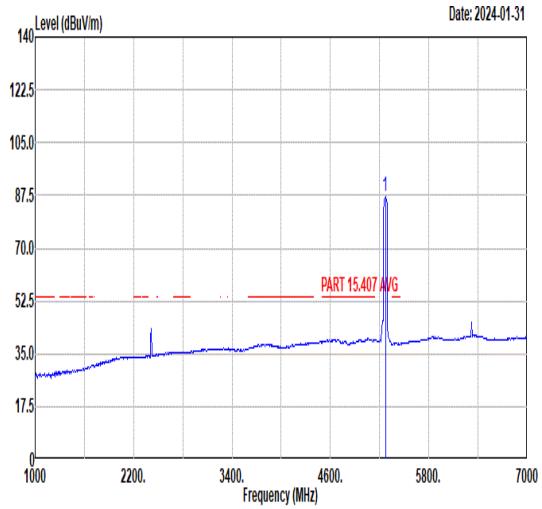 Freq Level Limit Line Margin Read Level Ant Factor Cable Loss Preamp Factor APos TPos Remark MHz dBuV/m dBuV/m dB dBuV dB/m dB dB cm deg 1 5270.00 87.04 ------ ------ 77.43 34.52 8.14 33.05 100 52 AVERAGE

Mode	40	
	Band Edge - R	
	U-NII-2A_5.25-5.35_802.11ax HE40_CH54_Full RU_5270MHz	
ANT	5+7	
Pol.	Horizontal	Fundamental
Peak	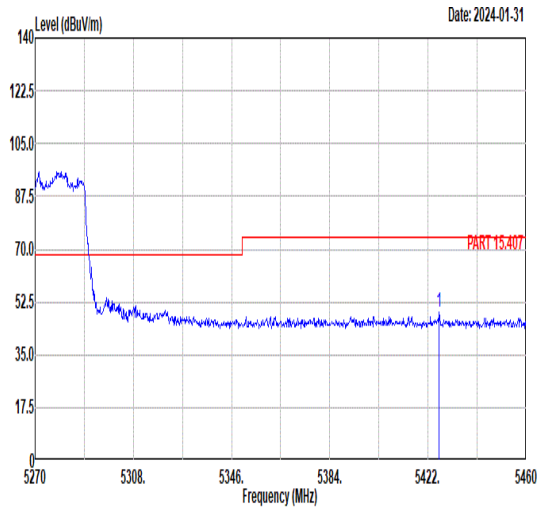 Freq Level Limit Line Margin Read Level Ant Factor Cable Loss Preamp Factor APos TPos Remark MHz dBuV/m dBuV/m dB dBuV dB/m dB dB cm deg 1 5426.37 49.02 74.00 -24.98 39.22 34.64 8.45 33.29 100 52 PEAK	Blank
Avg	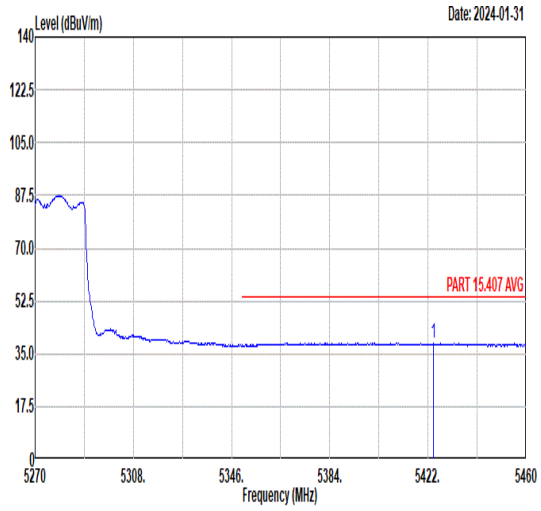 Freq Level Limit Line Margin Read Level Ant Factor Cable Loss Preamp Factor APos TPos Remark MHz dBuV/m dBuV/m dB dBuV dB/m dB dB cm deg 1 5424.09 38.43 54.00 -15.57 28.62 34.64 8.46 33.29 100 52 AVERAGE	Blank

Mode	40	
	Band Edge - L	
	U-NII-2A_5.25-5.35_802.11ax HE40_CH54_Full RU_5270MHz	
ANT	5+7	
Pol.	Vertical	Fundamental
Peak	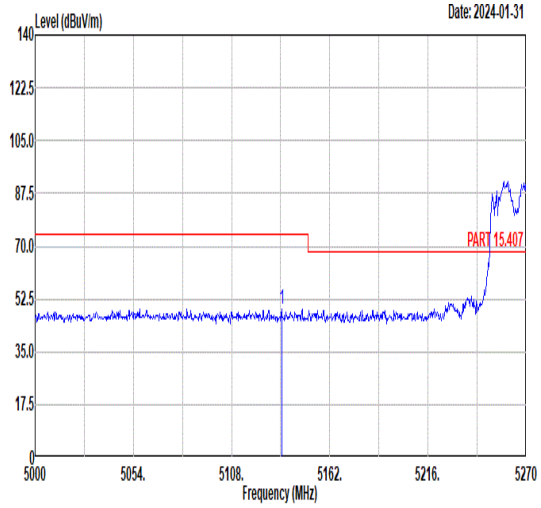 Freq Level Limit Line Margin Read Level Ant Factor Cable Loss Preamp Factor APos TPos Remark MHz dBuV/m dBuV/m dB dBuV dB/m dB dB cm deg 1 5135.54 49.28 74.00 -24.72 39.78 34.41 7.91 32.82 100 354 PEAK	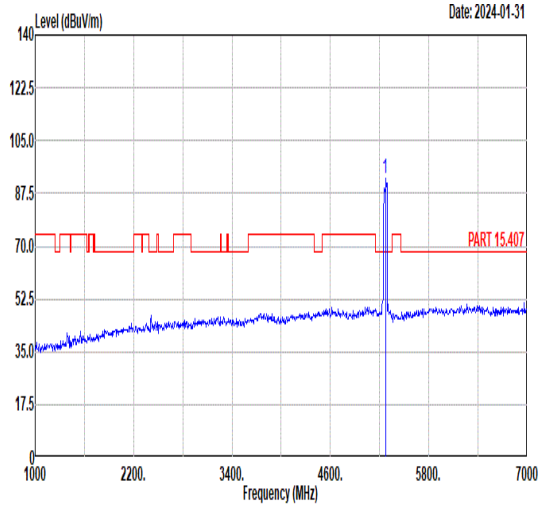 Freq Level Limit Line Margin Read Level Ant Factor Cable Loss Preamp Factor APos TPos Remark MHz dBuV/m dBuV/m dB dBuV dB/m dB dB cm deg 1 5270.00 92.58 ------ ------ 82.97 34.52 8.14 33.05 100 354 PEAK
Avg	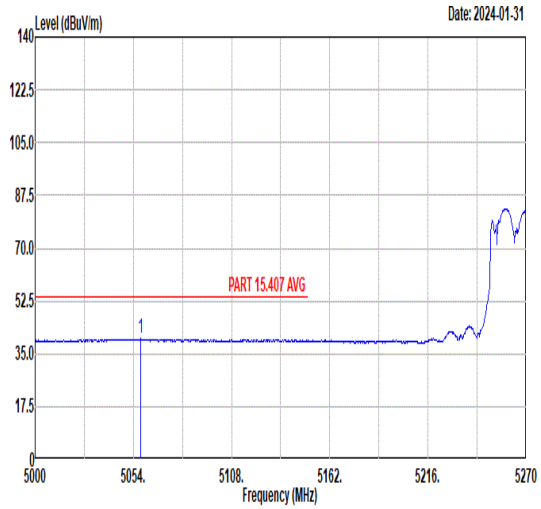 Freq Level Limit Line Margin Read Level Ant Factor Cable Loss Preamp Factor APos TPos Remark MHz dBuV/m dBuV/m dB dBuV dB/m dB dB cm deg 1 5058.05 39.90 54.00 -14.10 30.39 34.35 7.86 32.70 100 354 AVERAGE	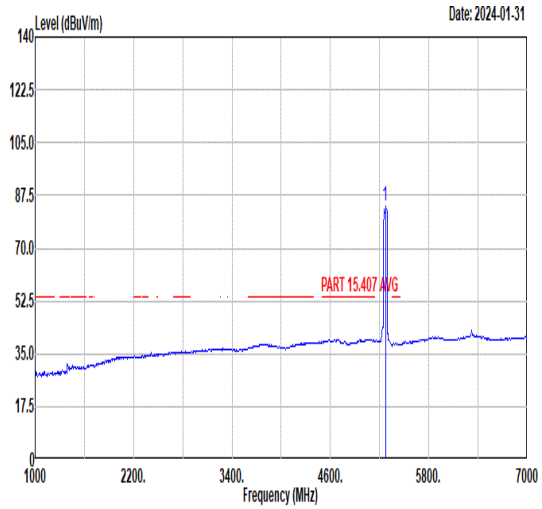 Freq Level Limit Line Margin Read Level Ant Factor Cable Loss Preamp Factor APos TPos Remark MHz dBuV/m dBuV/m dB dBuV dB/m dB dB cm deg 1 5270.00 84.15 ------ ------ 74.54 34.52 8.14 33.05 100 354 AVERAGE

Mode	40	
	Band Edge - R	
	U-NII-2A_5.25-5.35_802.11ax HE40_CH54_Full RU_5270MHz	
ANT	5+7	
Pol.	Vertical	Fundamental
Peak	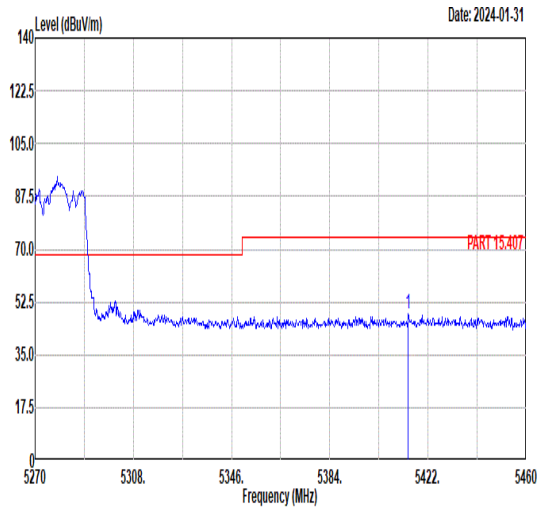 Freq Level Limit Line Margin Read Level Ant Factor Cable Loss Preamp Factor APos TPos Remark MHz dBuV/m dBuV/m dB dBuV dB/m dB dB cm deg 1 5414.40 48.63 74.00 -25.37 38.80 34.63 8.47 33.27 100 354 PEAK	Blank
Avg	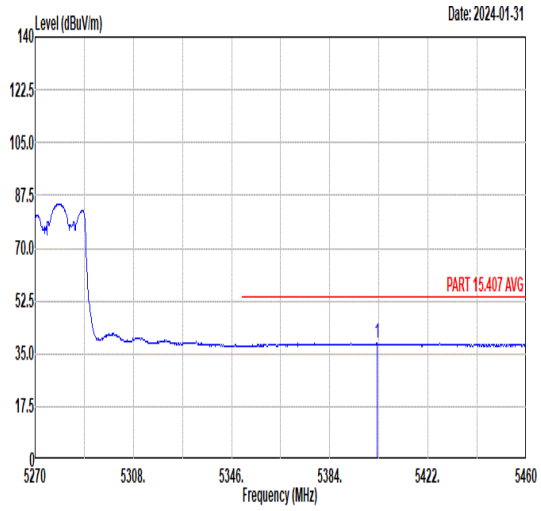 Freq Level Limit Line Margin Read Level Ant Factor Cable Loss Preamp Factor APos TPos Remark MHz dBuV/m dBuV/m dB dBuV dB/m dB dB cm deg 1 5402.43 38.42 54.00 -15.58 28.58 34.62 8.47 33.25 100 354 AVERAGE	Blank

Mode	41	
	Band Edge - L	
	U-NII-2A_5.25-5.35_802.11ax HE40_CH62_Full RU_5310MHz	
ANT	5+7	
Pol.	Horizontal	Fundamental
Peak	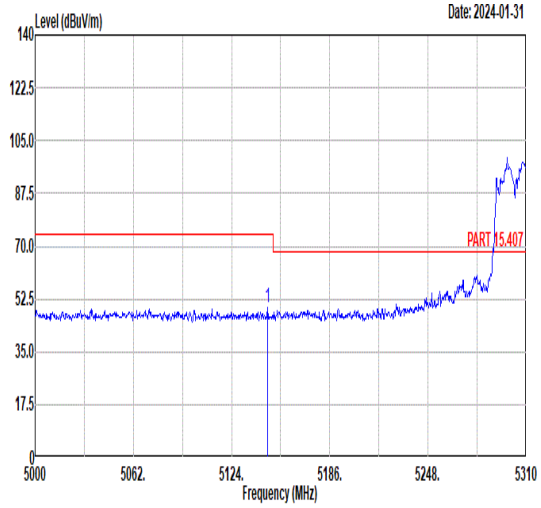 Freq Level Limit Line Margin Read Level Ant Factor Cable Loss Preamp Factor APos TPos Remark MHz dBuV/m dBuV/m dB dBuV dB/m dB dB cm deg 1 5146.63 49.81 74.00 -24.19 40.31 34.42 7.92 32.84 200 65 PEAK	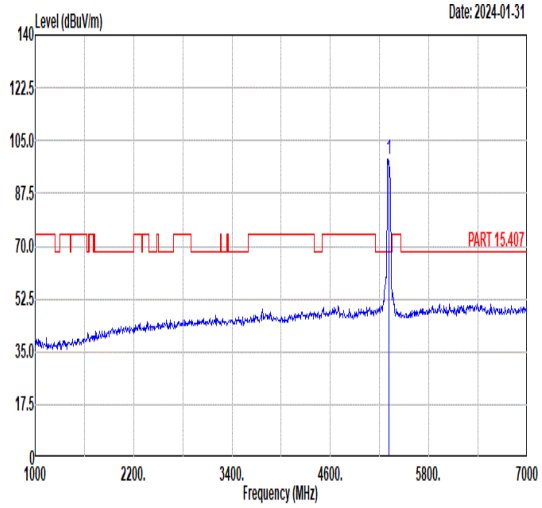 Freq Level Limit Line Margin Read Level Ant Factor Cable Loss Preamp Factor APos TPos Remark MHz dBuV/m dBuV/m dB dBuV dB/m dB dB cm deg 1 5310.00 98.99 ------ ------ 89.35 34.54 8.18 33.08 200 65 PEAK
Avg	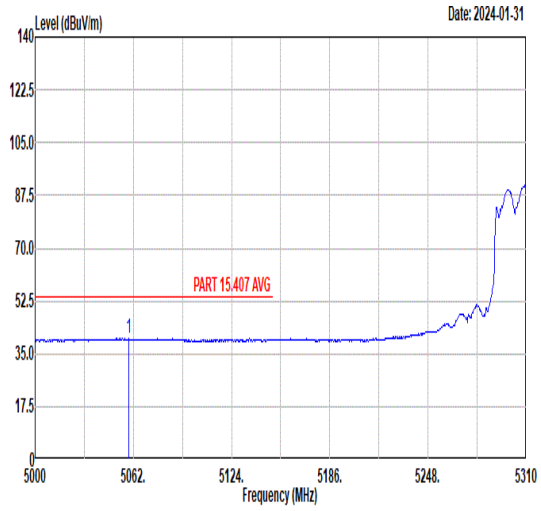 Freq Level Limit Line Margin Read Level Ant Factor Cable Loss Preamp Factor APos TPos Remark MHz dBuV/m dBuV/m dB dBuV dB/m dB dB cm deg 1 5059.21 40.06 54.00 -13.94 30.55 34.35 7.86 32.70 200 65 AVERAGE	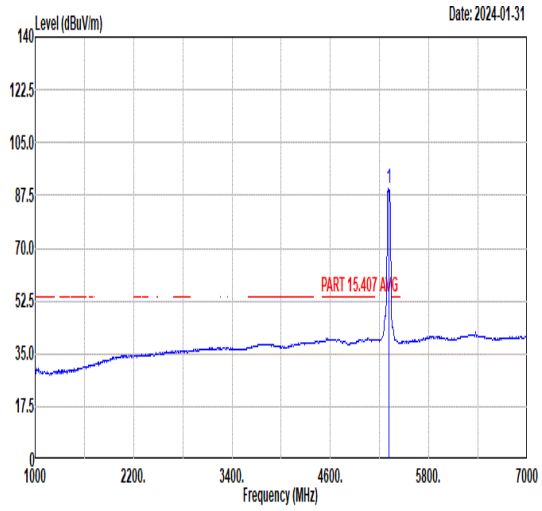 Freq Level Limit Line Margin Read Level Ant Factor Cable Loss Preamp Factor APos TPos Remark MHz dBuV/m dBuV/m dB dBuV dB/m dB dB cm deg 1 5310.00 90.06 ------ ------ 80.39 34.55 8.22 33.10 200 65 AVERAGE

Mode	41	
	Band Edge - R	
	U-NII-2A_5.25-5.35_802.11ax HE40_CH62_Full RU_5310MHz	
ANT	5+7	
Pol.	Horizontal	Fundamental
Peak	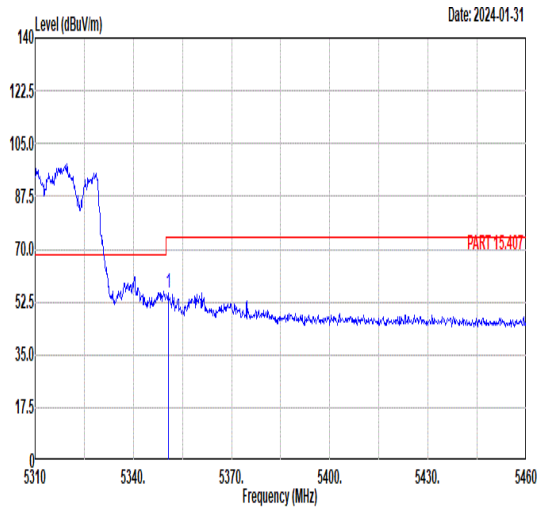 Freq Level Limit Line Margin Read Level Ant Factor Cable Loss Preamp Factor APos TPos Remark MHz dBuV/m dBuV/m dB dBuV dB/m dB dB cm deg 1 5350.65 55.61 74.00 -18.39 45.87 34.58 8.33 33.17 200 65 PEAK	Blank
Avg	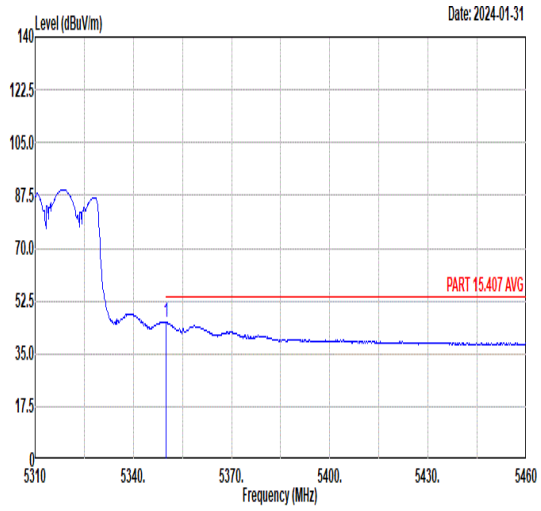 Freq Level Limit Line Margin Read Level Ant Factor Cable Loss Preamp Factor APos TPos Remark MHz dBuV/m dBuV/m dB dBuV dB/m dB dB cm deg 1 5350.05 45.59 54.00 -8.41 35.85 34.58 8.33 33.17 200 65 AVERAGE	Blank

Mode	41	
	Band Edge - L	
	U-NII-2A_5.25-5.35_802.11ax HE40_CH62_Full RU_5310MHz	
ANT	5+7	
Pol.	Vertical	Fundamental
Peak	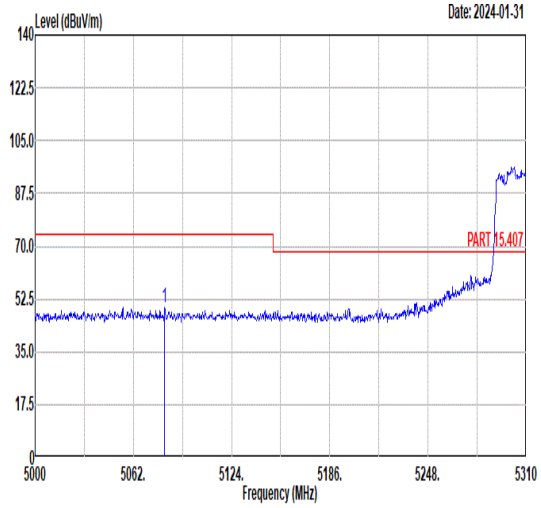 Freq Level Limit Line Margin Read Level Ant Factor Cable Loss Preamp Factor APos TPos Remark MHz dBuV/m dBuV/m dB dBuV dB/m dB dB cm deg 1 5081.84 49.57 74.00 -24.43 40.07 34.37 7.87 32.74 200 325 PEAK	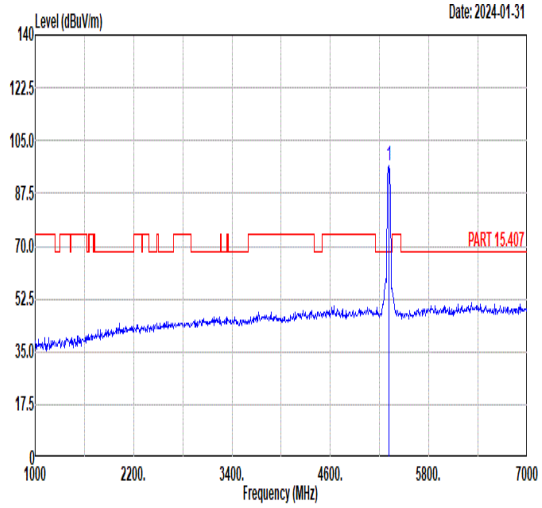 Freq Level Limit Line Margin Read Level Ant Factor Cable Loss Preamp Factor APos TPos Remark MHz dBuV/m dBuV/m dB dBuV dB/m dB dB cm deg 1 5310.00 96.78 ------ ------ 87.11 34.55 8.23 33.11 200 325 PEAK
Avg	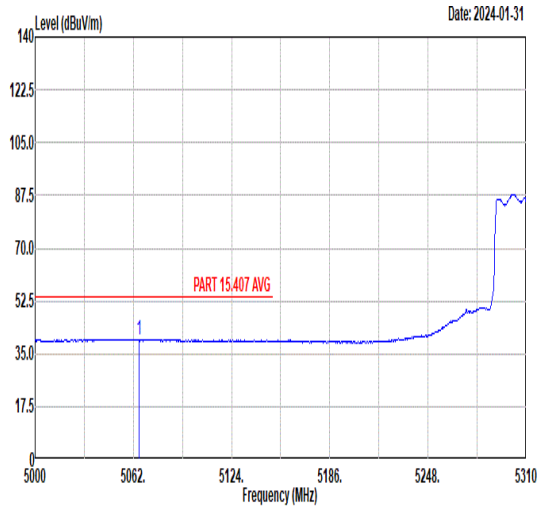 Freq Level Limit Line Margin Read Level Ant Factor Cable Loss Preamp Factor APos TPos Remark MHz dBuV/m dBuV/m dB dBuV dB/m dB dB cm deg 1 5065.72 39.84 54.00 -14.16 30.33 34.36 7.86 32.71 200 325 AVERAGE	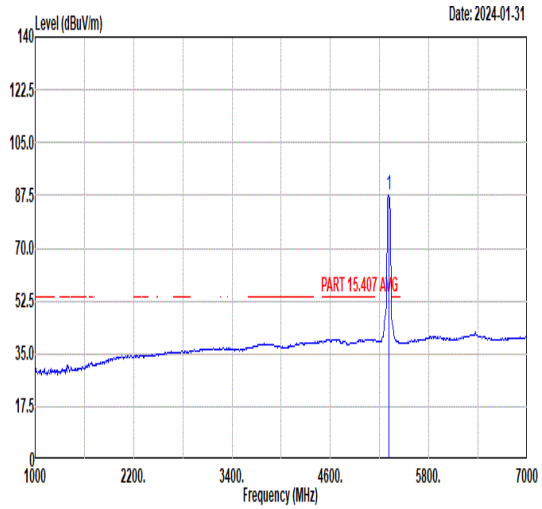 Freq Level Limit Line Margin Read Level Ant Factor Cable Loss Preamp Factor APos TPos Remark MHz dBuV/m dBuV/m dB dBuV dB/m dB dB cm deg 1 5310.00 87.60 ------ ------ 77.95 34.54 8.20 33.09 200 325 AVERAGE

Mode	41	
	Band Edge - R	
	U-NII-2A_5.25-5.35_802.11ax HE40_CH62_Full RU_5310MHz	
ANT	5+7	
Pol.	Vertical	Fundamental
Peak	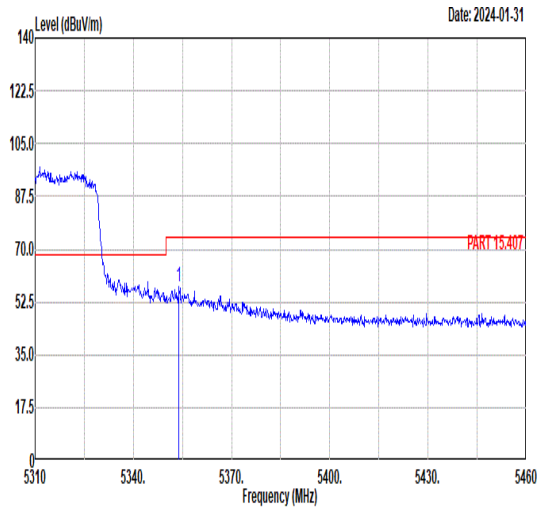 Freq Level Limit Line Margin Read Level Ant Factor Cable Loss Preamp Factor APos TPos Remark MHz dBuV/m dBuV/m dB dBuV dB/m dB dB cm deg 1 5353.95 57.75 74.00 -16.25 48.01 34.58 8.34 33.18 200 325 PEAK	Blank
Avg	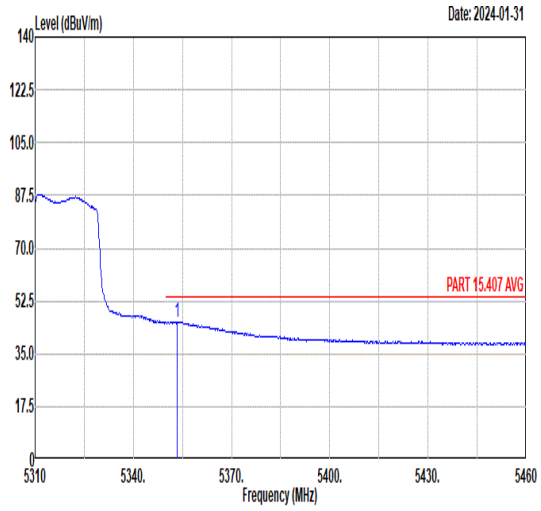 Freq Level Limit Line Margin Read Level Ant Factor Cable Loss Preamp Factor APos TPos Remark MHz dBuV/m dBuV/m dB dBuV dB/m dB dB cm deg 1 5353.35 45.63 54.00 -8.37 35.89 34.58 8.34 33.18 200 325 AVERAGE	Blank

Mode	42	
	Band Edge - L	
	U-NII-2C_5.47-5.725_802.11ax HE40_CH102_Full RU_5510MHz	
ANT	5+7	
Pol.	Horizontal	Fundamental
Peak	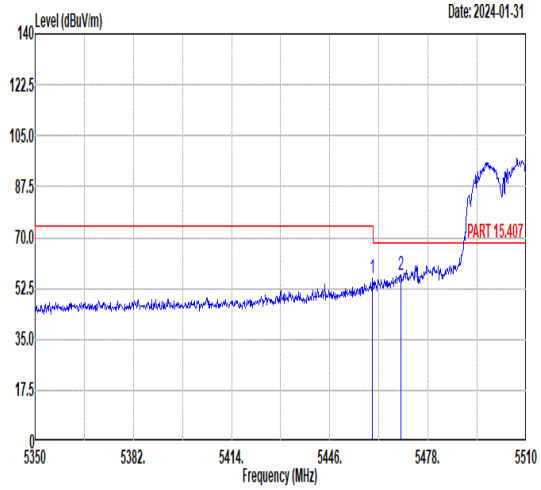 Freq Level Limit Line Margin Read Level Ant Factor Cable Loss Preamp Factor APos TPos Remark MHz dBuV/m dBuV/m dB dBuV dB/m dB dB cm deg 1 5459.92 55.99 74.00 -18.01 46.27 34.66 8.41 33.35 282 56 PEAK 2 5469.20 57.05 68.30 -11.25 47.34 34.67 8.40 33.36 282 56 PEAK	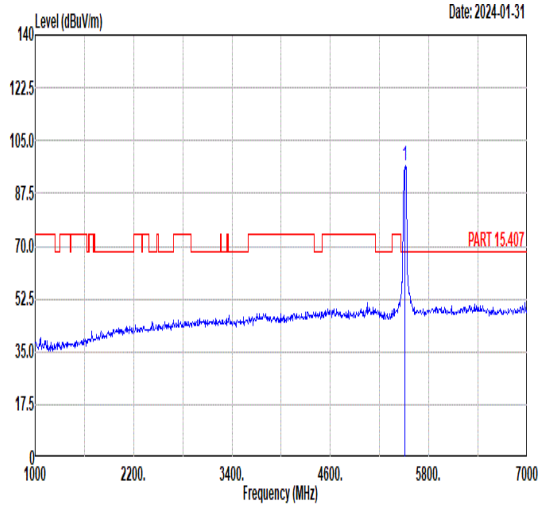 Freq Level Limit Line Margin Read Level Ant Factor Cable Loss Preamp Factor APos TPos Remark MHz dBuV/m dBuV/m dB dBuV dB/m dB dB cm deg 1 5510.00 96.81 ------ ------ 87.16 34.72 8.33 33.40 282 56 PEAK
Avg	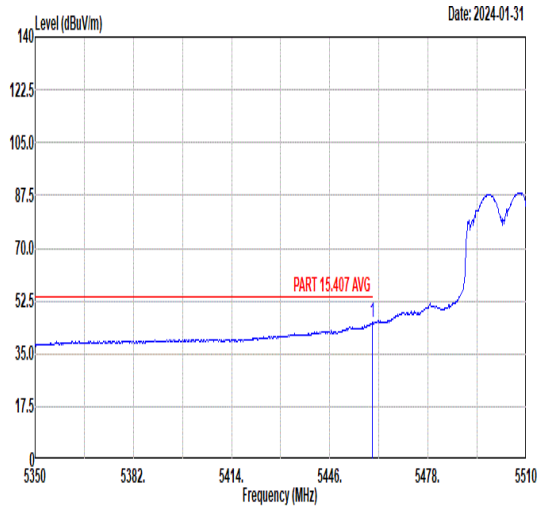 Freq Level Limit Line Margin Read Level Ant Factor Cable Loss Preamp Factor APos TPos Remark MHz dBuV/m dBuV/m dB dBuV dB/m dB dB cm deg 1 5459.76 45.19 54.00 -8.81 35.47 34.66 8.41 33.35 282 56 AVERAGE	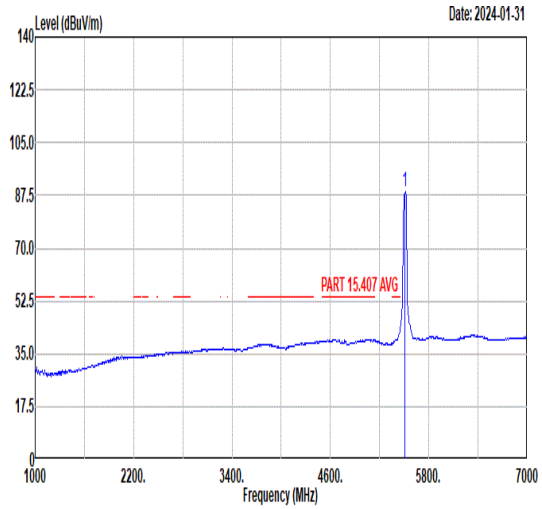 Freq Level Limit Line Margin Read Level Ant Factor Cable Loss Preamp Factor APos TPos Remark MHz dBuV/m dBuV/m dB dBuV dB/m dB dB cm deg 1 5510.00 88.69 ------ ------ 79.04 34.72 8.33 33.40 282 56 AVERAGE

Mode	42	
	Band Edge - R	
	U-NII-2C_5.47-5.725_802.11ax HE40_CH102_Full RU_5510MHz	
ANT	5+7	
Pol.	Horizontal	Fundamental
Peak	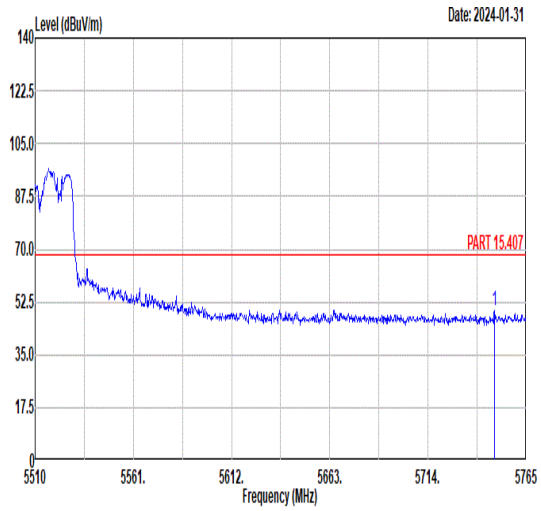 Freq Level Limit Line Margin Read Level Ant Factor Cable Loss Preamp Factor APos TPos Remark MHz dBuV/m dBuV/m dB dBuV dB/m dB dB cm deg 1 5748.68 49.57 68.30 -18.73 39.06 35.10 8.76 33.35 282 56 PEAK	Blank

Mode	42	
	Band Edge - L	
	U-NII-2C_5.47-5.725_802.11ax HE40_CH102_Full RU_5510MHz	
ANT	5+7	
Pol.	Vertical	Fundamental
Peak	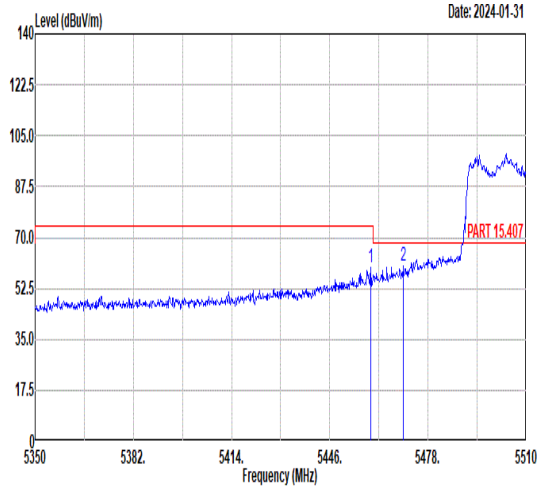 Freq Level Limit Line Margin Read Level Ant Factor Cable Loss Preamp Factor APos TPos Remark MHz dBuV/m dBuV/m dB dBuV dB/m dB dB cm deg 1 5459.28 59.75 74.00 -14.25 50.03 34.66 8.41 33.35 200 320 PEAK 2 5469.84 60.03 68.30 -8.27 50.32 34.67 8.40 33.36 200 320 PEAK	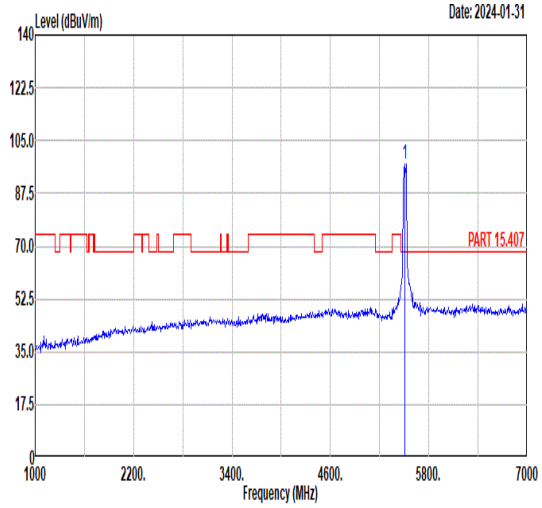 Freq Level Limit Line Margin Read Level Ant Factor Cable Loss Preamp Factor APos TPos Remark MHz dBuV/m dBuV/m dB dBuV dB/m dB dB cm deg 1 5510.00 97.24 ------ ------ 87.58 34.73 8.32 33.39 200 320 PEAK
Avg	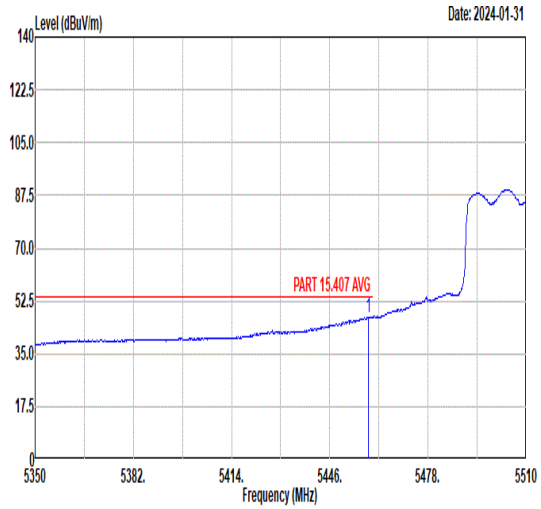 Freq Level Limit Line Margin Read Level Ant Factor Cable Loss Preamp Factor APos TPos Remark MHz dBuV/m dBuV/m dB dBuV dB/m dB dB cm deg 1 5458.64 47.24 54.00 -6.76 37.52 34.66 8.41 33.35 200 320 AVERAGE	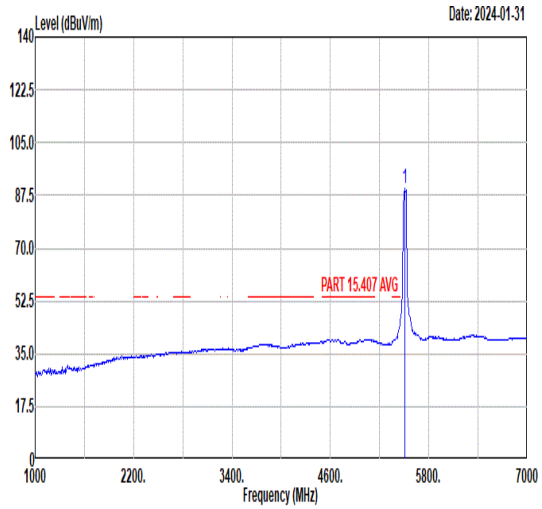 Freq Level Limit Line Margin Read Level Ant Factor Cable Loss Preamp Factor APos TPos Remark MHz dBuV/m dBuV/m dB dBuV dB/m dB dB cm deg 1 5510.00 89.67 ------ ------ 80.02 34.71 8.34 33.40 200 320 AVERAGE

Mode	42	
	Band Edge - R	
	U-NII-2C_5.47-5.725_802.11ax HE40_CH102_Full RU_5510MHz	
ANT	5+7	
Pol.	Vertical	Fundamental
Peak	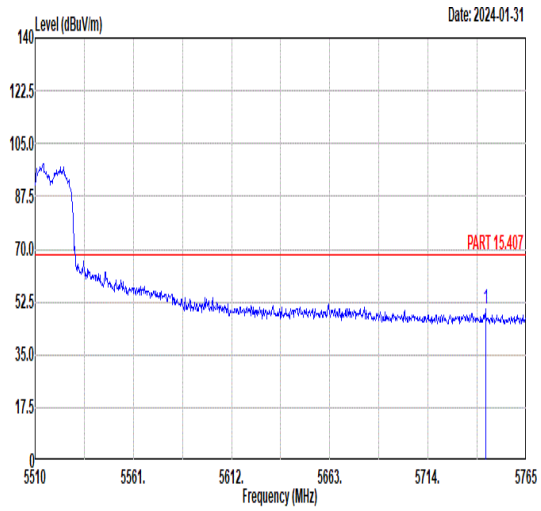 Freq Level Limit Line Margin Read Level Ant Factor Cable Loss Preamp Factor APos TPos Remark MHz dBuV/m dBuV/m dB dBuV dB/m dB dB cm deg 1 5743.84 50.09 68.30 -18.21 39.61 35.09 8.74 33.35 200 320 PEAK	Blank

Mode	43	
	Band Edge - L	
	U-NII-2C_5.47-5.725_802.11ax HE40_CH134_Full RU_5670MHz	
ANT	5+7	
Pol.	Horizontal	Fundamental
Peak	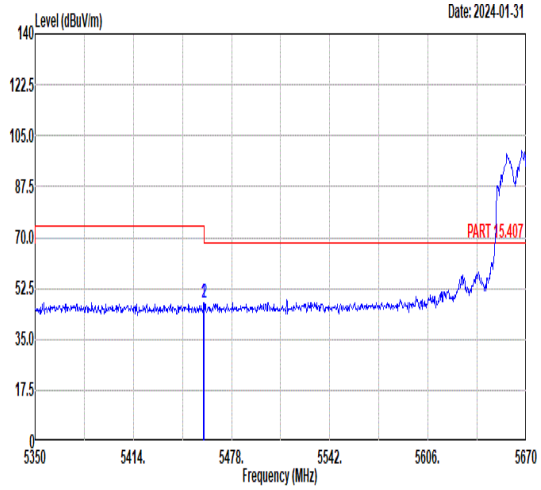 Freq Level Limit Line Margin Read Level Ant Factor Cable Loss Preamp Factor APos TPos Remark MHz dBuV/m dBuV/m dB dBuV dB/m dB dB cm deg 1 5459.76 47.42 74.00 -26.58 37.70 34.66 8.41 33.35 278 58 PEAK 2 5460.08 47.55 68.30 -20.75 37.83 34.66 8.41 33.35 278 58 PEAK	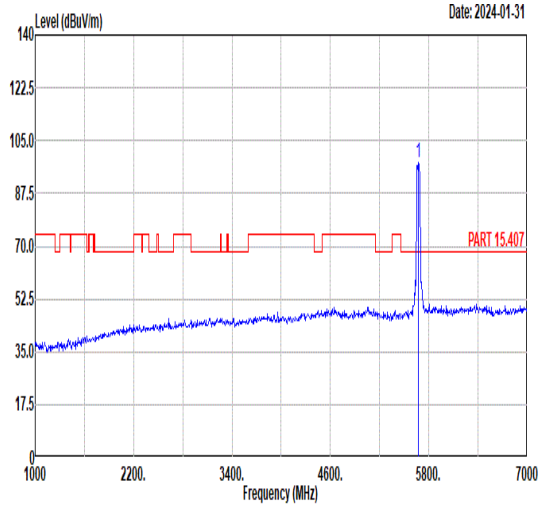 Freq Level Limit Line Margin Read Level Ant Factor Cable Loss Preamp Factor APos TPos Remark MHz dBuV/m dBuV/m dB dBuV dB/m dB dB cm deg 1 5670.00 97.85 ------ ------ 87.80 34.96 8.46 33.37 278 58 PEAK
Avg	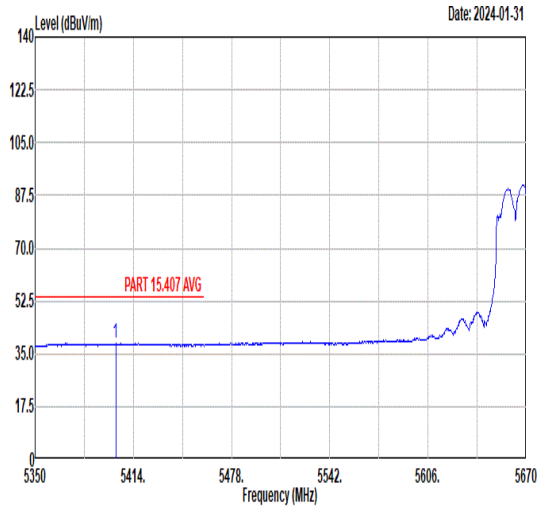 Freq Level Limit Line Margin Read Level Ant Factor Cable Loss Preamp Factor APos TPos Remark MHz dBuV/m dBuV/m dB dBuV dB/m dB dB cm deg 1 5402.48 38.45 54.00 -15.55 28.62 34.62 8.47 33.26 278 58 AVERAGE	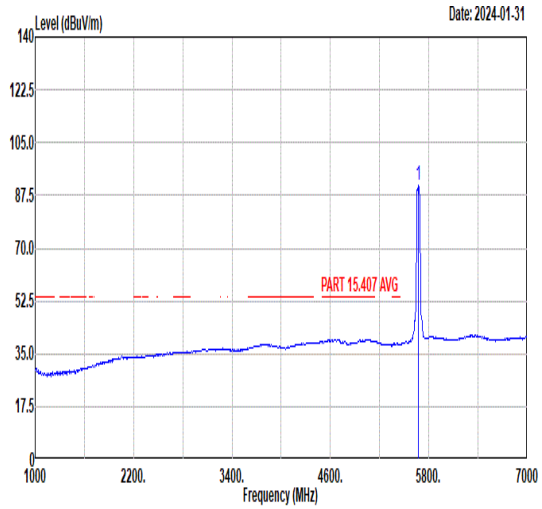 Freq Level Limit Line Margin Read Level Ant Factor Cable Loss Preamp Factor APos TPos Remark MHz dBuV/m dBuV/m dB dBuV dB/m dB dB cm deg 1 5670.00 90.62 ------ ------ 80.57 34.96 8.46 33.37 278 58 AVERAGE

Mode	43	
	Band Edge - R	
	U-NII-2C_5.47-5.725_802.11ax HE40_CH134_Full RU_5670MHz	
ANT	5+7	
Pol.	Horizontal	Fundamental
Peak	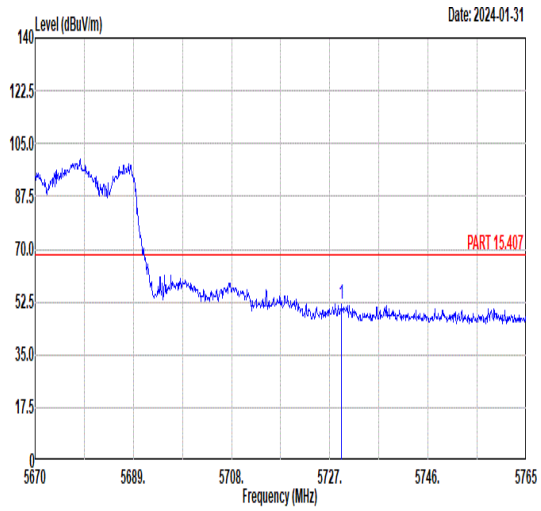 Freq Level Limit Line Margin Read Level Ant Factor Cable Loss Preamp Factor APos TPos Remark MHz dBuV/m dBuV/m dB dBuV dB/m dB dB cm deg 1 5729.28 51.79 68.30 -16.51 41.39 35.06 8.69 33.35 278 58 PEAK	Blank

Mode	43	
	Band Edge - L	
	U-NII-2C_5.47-5.725_802.11ax HE40_CH134_Full RU_5670MHz	
ANT	5+7	
Pol.	Vertical	Fundamental
Peak	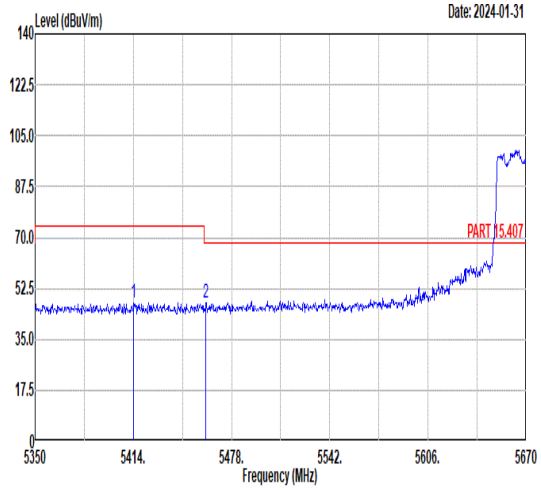 Freq Level Limit Line Margin Read Level Ant Factor Cable Loss Preamp Factor APos TPos Remark MHz dBuV/m dBuV/m dB dBuV dB/m dB dB cm deg 1 5414.32 47.65 74.00 -26.35 37.82 34.63 8.47 33.27 199 324 PEAK 2 5461.36 47.39 68.30 -20.91 37.66 34.67 8.41 33.35 199 324 PEAK	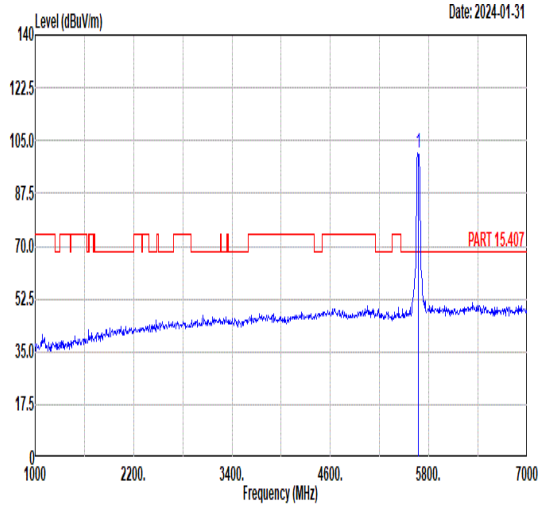 Freq Level Limit Line Margin Read Level Ant Factor Cable Loss Preamp Factor APos TPos Remark MHz dBuV/m dBuV/m dB dBuV dB/m dB dB cm deg 1 5670.00 100.76 ------ ------ 90.74 34.95 8.44 33.37 199 324 PEAK
Avg	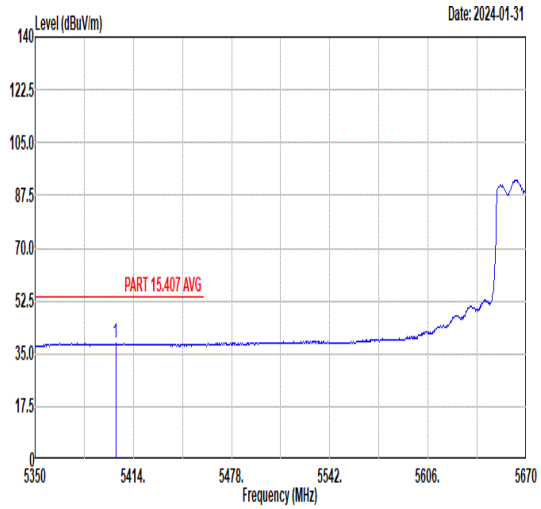 Freq Level Limit Line Margin Read Level Ant Factor Cable Loss Preamp Factor APos TPos Remark MHz dBuV/m dBuV/m dB dBuV dB/m dB dB cm deg 1 5402.48 38.42 54.00 -15.58 28.59 34.62 8.47 33.26 199 324 AVERAGE	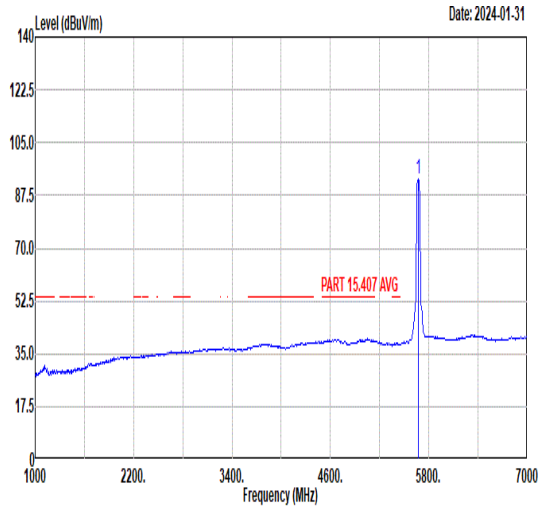 Freq Level Limit Line Margin Read Level Ant Factor Cable Loss Preamp Factor APos TPos Remark MHz dBuV/m dBuV/m dB dBuV dB/m dB dB cm deg 1 5670.00 93.09 ------ ------ 83.00 34.97 8.49 33.37 199 324 AVERAGE

Mode	43	
	Band Edge - R	
	U-NII-2C_5.47-5.725_802.11ax HE40_CH134_Full RU_5670MHz	
ANT	5+7	
Pol.	Vertical	Fundamental
Peak	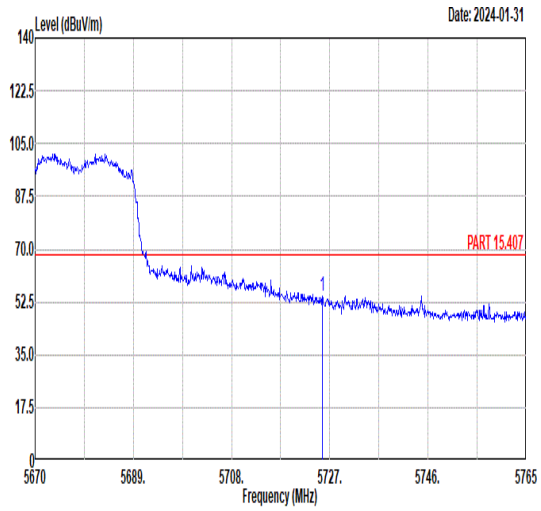 Freq Level Limit Line Margin Read Level Ant Factor Cable Loss Preamp Factor APos TPos Remark MHz dBuV/m dBuV/m dB dBuV dB/m dB dB cm deg 1 5725.58 54.45 68.30 -13.85 44.07 35.06 8.68 33.36 199 324 PEAK	Blank

Mode	44	
	Band Edge - L	
	U-NII-1_5.15-5.25_802.11ax HE80_CH42_Full RU_5210MHz	
ANT	5+7	
Pol.	Horizontal	Fundamental
Peak	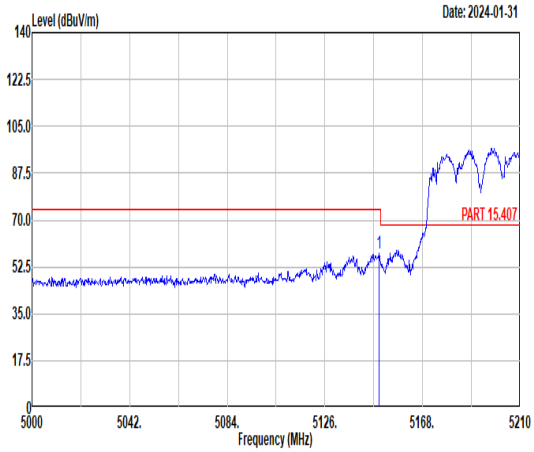 Freq Level Limit Line Margin Read Level Ant Factor Cable Loss Preamp Factor APos TPos Remark MHz dBuV/m dBuV/m dB dBuV dB/m dB dB cm deg 1 5149.31 57.78 74.00 -16.22 48.29 34.42 7.92 32.85 341 56 PEAK	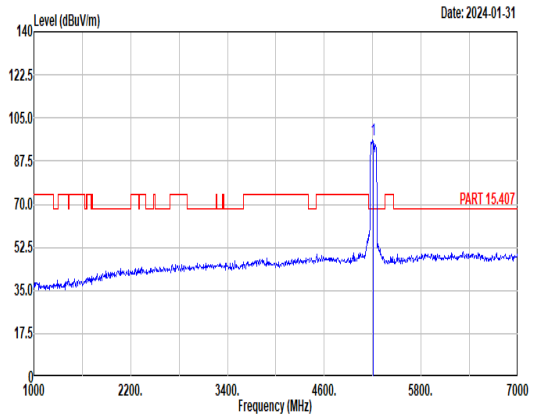 Freq Level Limit Line Margin Read Level Ant Factor Cable Loss Preamp Factor APos TPos Remark MHz dBuV/m dBuV/m dB dBuV dB/m dB dB cm deg 1 5210.00 96.19 ------ ------ 86.71 34.46 7.95 32.93 341 56 PEAK
Avg	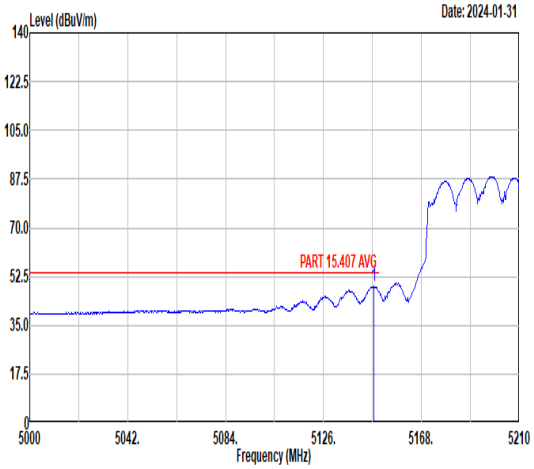 Freq Level Limit Line Margin Read Level Ant Factor Cable Loss Preamp Factor APos TPos Remark MHz dBuV/m dBuV/m dB dBuV dB/m dB dB cm deg 1 5147.63 48.97 54.00 -5.03 39.47 34.42 7.92 32.84 341 56 AVERAGE	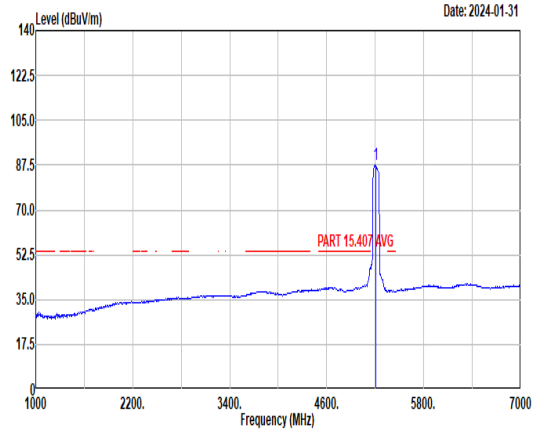 Freq Level Limit Line Margin Read Level Ant Factor Cable Loss Preamp Factor APos TPos Remark MHz dBuV/m dBuV/m dB dBuV dB/m dB dB cm deg 1 5210.00 87.96 ------ ------ 78.48 34.46 7.95 32.93 341 56 AVERAGE

Mode	44	
	Band Edge - R	
	U-NII-1_5.15-5.25_802.11ax HE80_CH42_Full RU_5210MHz	
ANT	5+7	
Pol.	Horizontal	Fundamental
Peak	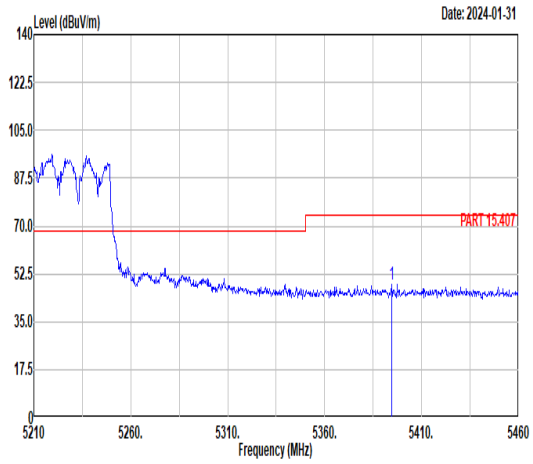 Freq Level Limit Line Margin Read Level Ant Factor Cable Loss Preamp Factor APos TPos Remark MHz dBuV/m dBuV/m dB dBuV dB/m dB dB cm deg 1 5394.75 48.82 74.00 -25.18 39.00 34.61 8.45 33.24 341 56 PEAK	Blank
Avg	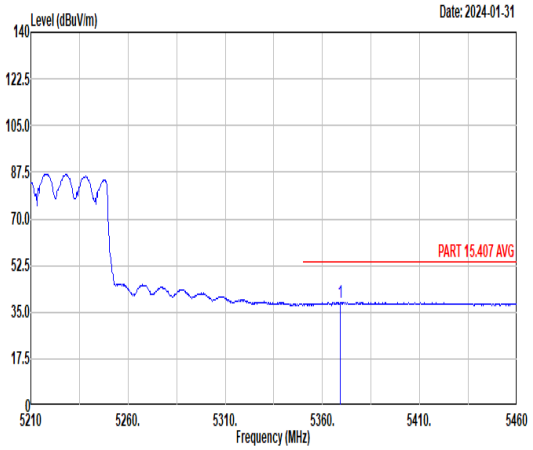 Freq Level Limit Line Margin Read Level Ant Factor Cable Loss Preamp Factor APos TPos Remark MHz dBuV/m dBuV/m dB dBuV dB/m dB dB cm deg 1 5369.25 38.62 54.00 -15.38 28.85 34.59 8.38 33.20 341 56 AVERAGE	Blank

Mode	44	
	Band Edge - L	
	U-NII-1_5.15-5.25_802.11ax HE80_CH42_Full RU_5210MHz	
ANT	5+7	
Pol.	Vertical	Fundamental
Peak	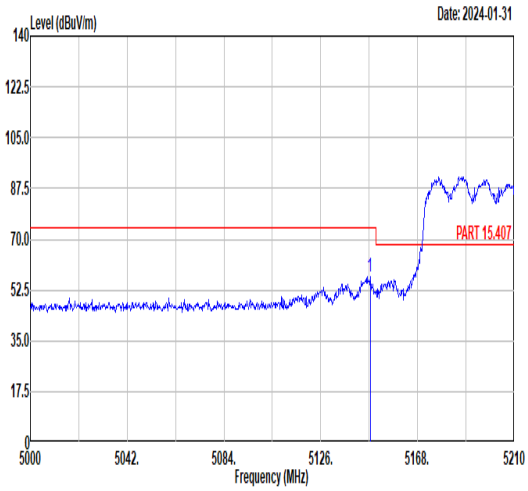 Freq Level Limit Line Margin Read Level Ant Factor Cable Loss Preamp Factor APos TPos Remark MHz dBuV/m dBuV/m dB dBuV dB/m dB dB cm deg 1 5147.42 57.07 74.00 -16.93 47.57 34.42 7.92 32.84 385 0 PEAK	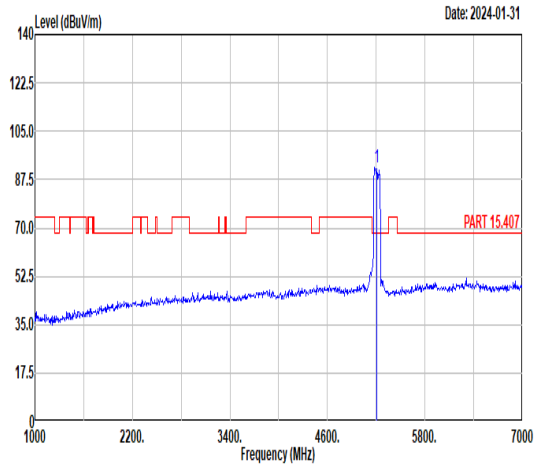 Freq Level Limit Line Margin Read Level Ant Factor Cable Loss Preamp Factor APos TPos Remark MHz dBuV/m dBuV/m dB dBuV dB/m dB dB cm deg 1 5210.00 91.74 ------ ------ 82.25 34.44 7.94 32.89 385 0 PEAK
Avg	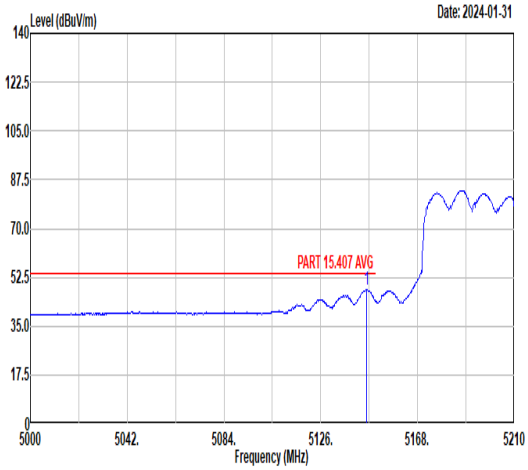 Freq Level Limit Line Margin Read Level Ant Factor Cable Loss Preamp Factor APos TPos Remark MHz dBuV/m dBuV/m dB dBuV dB/m dB dB cm deg 1 5145.95 48.20 54.00 -5.80 38.70 34.42 7.92 32.84 385 0 AVERAGE	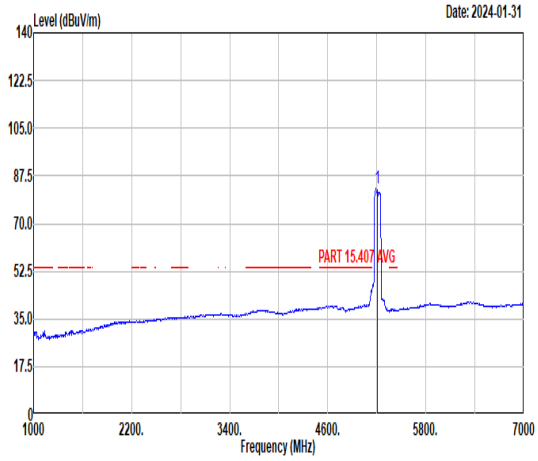 Freq Level Limit Line Margin Read Level Ant Factor Cable Loss Preamp Factor APos TPos Remark MHz dBuV/m dBuV/m dB dBuV dB/m dB dB cm deg 1 5210.00 83.10 ------ ------ 73.62 34.45 7.94 32.91 385 0 AVERAGE

Mode	44	
	Band Edge - R	
	U-NII-1_5.15-5.25_802.11ax HE80_CH42_Full RU_5210MHz	
ANT	5+7	
Pol.	Vertical	Fundamental
Peak	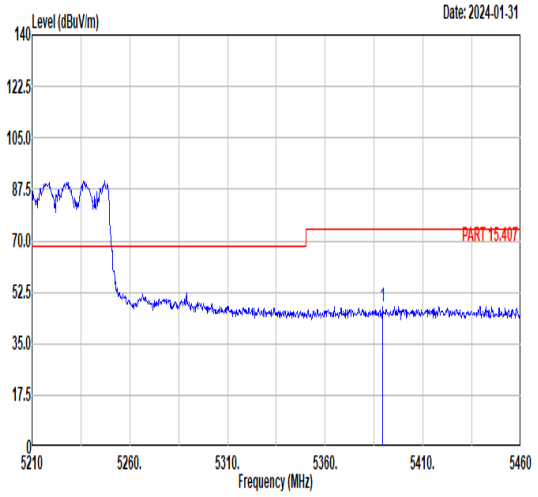 Freq Level Limit Line Margin Read Level Ant Factor Cable Loss Preamp Factor APos TPos Remark MHz dBuV/m dBuV/m dB dBuV dB/m dB dB cm deg 1 5389.50 47.67 74.00 -26.33 37.86 34.61 8.43 33.23 385 0 PEAK	Blank
Avg	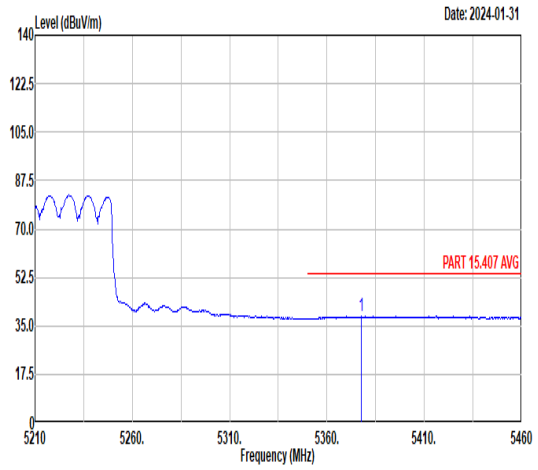 Freq Level Limit Line Margin Read Level Ant Factor Cable Loss Preamp Factor APos TPos Remark MHz dBuV/m dBuV/m dB dBuV dB/m dB dB cm deg 1 5377.75 38.48 54.00 -15.52 28.69 34.60 8.40 33.21 385 0 AVERAGE	Blank

Mode	45	
	Band Edge - L	
	U-NII-2A_5.25-5.35_802.11ax HE80_CH58_Full RU_5290MHz	
ANT	5+7	
Pol.	Horizontal	Fundamental
Peak	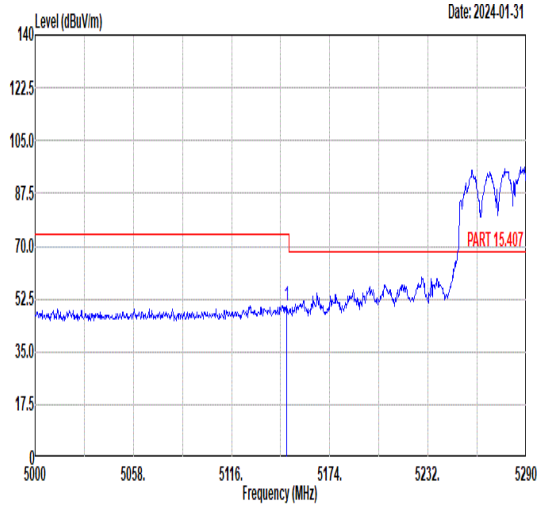 Freq Level Limit Line Margin Read Level Ant Factor Cable Loss Preamp Factor APos TPos Remark MHz dBuV/m dBuV/m dB dBuV dB/m dB dB cm deg 1 5148.48 50.12 74.00 -23.88 40.62 34.42 7.92 32.84 187 61 PEAK	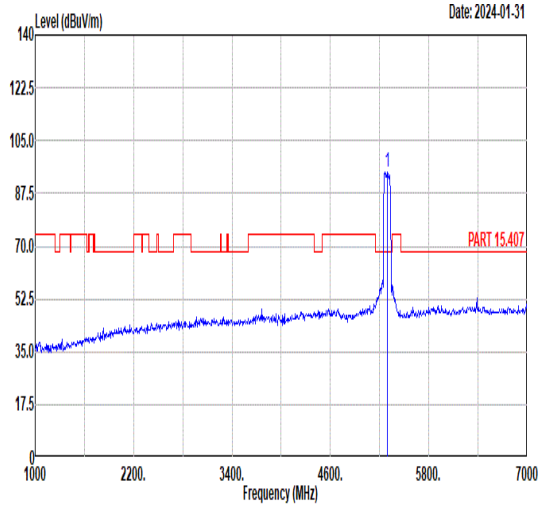 Freq Level Limit Line Margin Read Level Ant Factor Cable Loss Preamp Factor APos TPos Remark MHz dBuV/m dBuV/m dB dBuV dB/m dB dB cm deg 1 5290.00 94.42 ------ ------ 84.79 34.53 8.17 33.07 187 61 PEAK
Avg	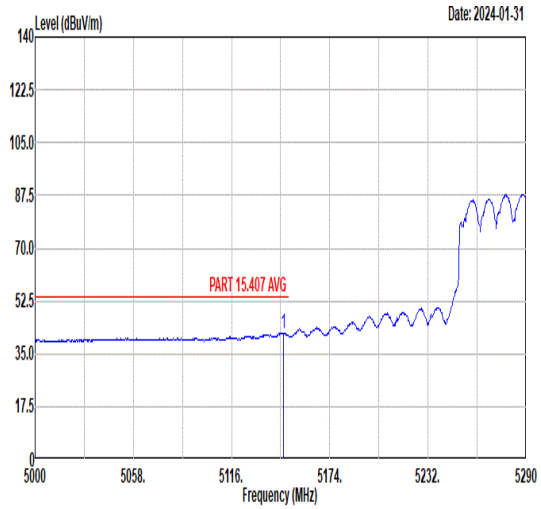 Freq Level Limit Line Margin Read Level Ant Factor Cable Loss Preamp Factor APos TPos Remark MHz dBuV/m dBuV/m dB dBuV dB/m dB dB cm deg 1 5146.45 41.99 54.00 -12.01 32.49 34.42 7.92 32.84 187 61 AVERAGE	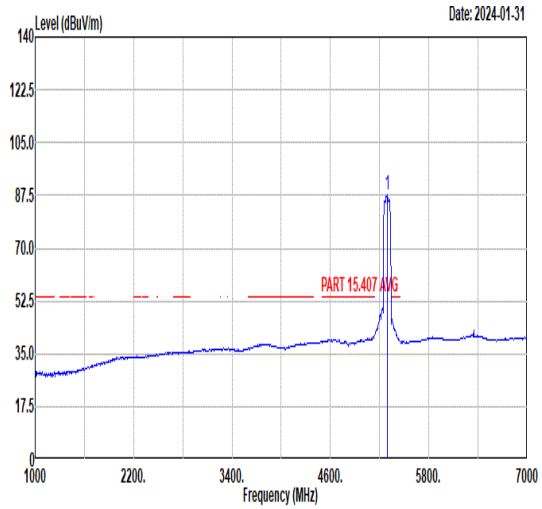 Freq Level Limit Line Margin Read Level Ant Factor Cable Loss Preamp Factor APos TPos Remark MHz dBuV/m dBuV/m dB dBuV dB/m dB dB cm deg 1 5290.00 87.48 ------ ------ 77.85 34.53 8.17 33.07 187 61 AVERAGE

Mode	45	
	Band Edge - R	
	U-NII-2A_5.25-5.35_802.11ax HE80_CH58_Full RU_5290MHz	
ANT	5+7	
Pol.	Horizontal	Fundamental
Peak	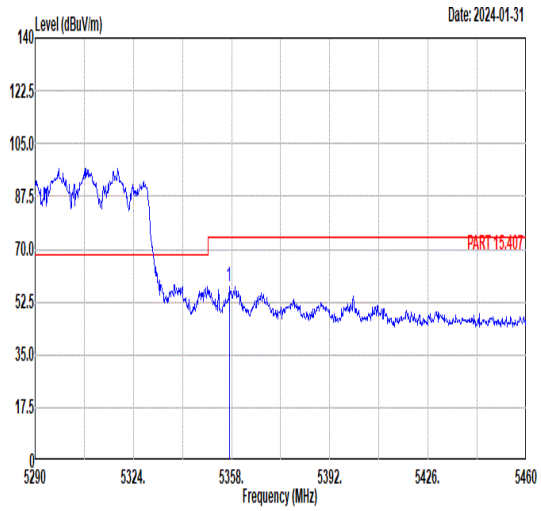 Freq Level Limit Line Margin Read Level Ant Factor Cable Loss Preamp Factor APos TPos Remark MHz dBuV/m dBuV/m dB dBuV dB/m dB dB cm deg 1 5357.15 57.69 74.00 -16.31 47.94 34.58 8.35 33.18 187 61 PEAK	Blank
Avg	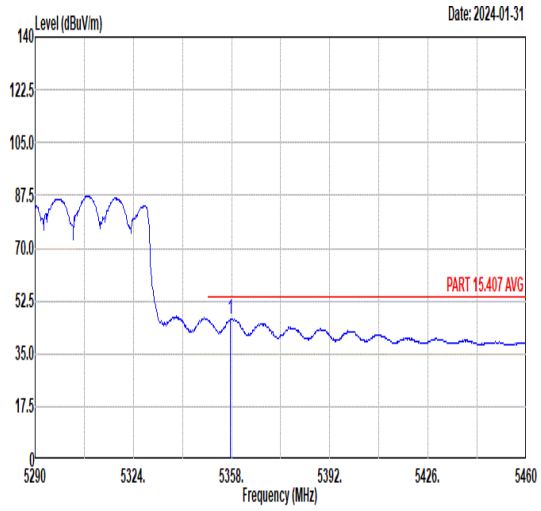 Freq Level Limit Line Margin Read Level Ant Factor Cable Loss Preamp Factor APos TPos Remark MHz dBuV/m dBuV/m dB dBuV dB/m dB dB cm deg 1 5357.66 46.55 54.00 -7.45 36.80 34.58 8.35 33.18 187 61 AVERAGE	Blank

Mode	45	
	Band Edge - L	
	U-NII-2A_5.25-5.35_802.11ax HE80_CH58_Full RU_5290MHz	
ANT	5+7	
Pol.	Vertical	Fundamental
Peak	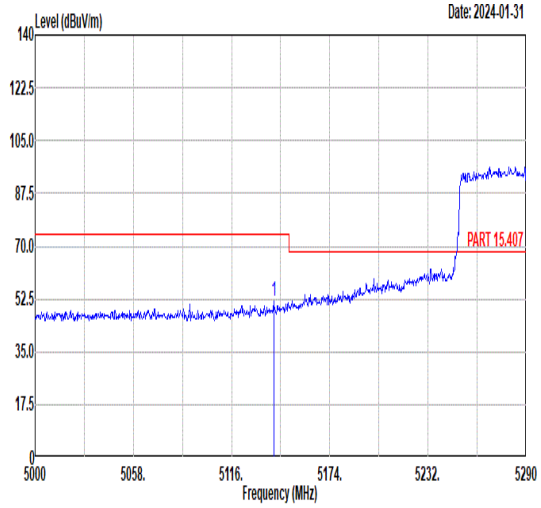 Freq Level Limit Line Margin Read Level Ant Factor Cable Loss Preamp Factor APos TPos Remark MHz dBuV/m dBuV/m dB dBuV dB/m dB dB cm deg 1 5140.94 51.84 74.00 -22.16 42.35 34.41 7.91 32.83 159 277 PEAK	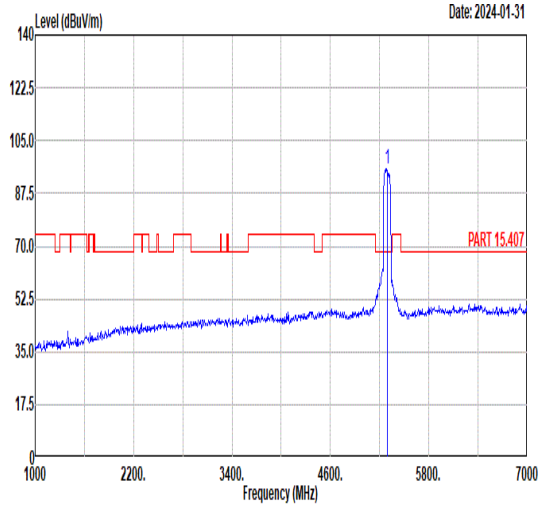 Freq Level Limit Line Margin Read Level Ant Factor Cable Loss Preamp Factor APos TPos Remark MHz dBuV/m dBuV/m dB dBuV dB/m dB dB cm deg 1 5290.00 95.87 ------ ------ 86.25 34.53 8.15 33.06 159 277 PEAK
Avg	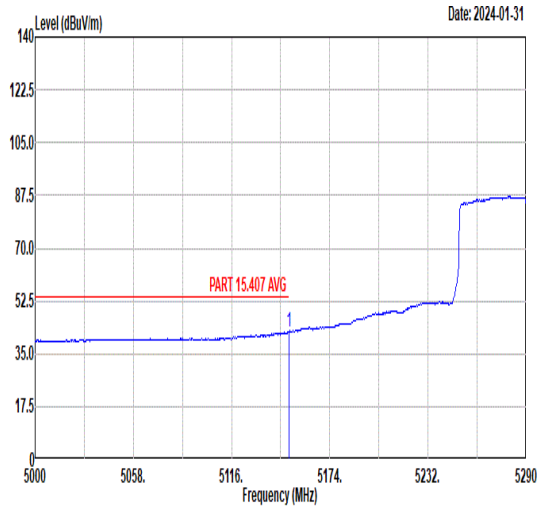 Freq Level Limit Line Margin Read Level Ant Factor Cable Loss Preamp Factor APos TPos Remark MHz dBuV/m dBuV/m dB dBuV dB/m dB dB cm deg 1 5149.93 42.27 54.00 -11.73 32.78 34.42 7.92 32.85 159 277 AVERAGE	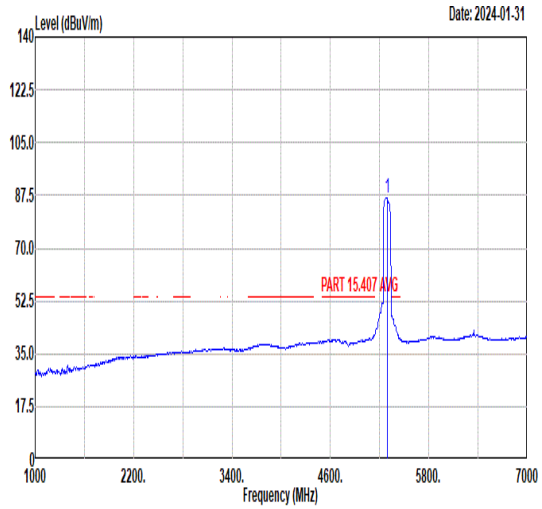 Freq Level Limit Line Margin Read Level Ant Factor Cable Loss Preamp Factor APos TPos Remark MHz dBuV/m dBuV/m dB dBuV dB/m dB dB cm deg 1 5290.00 86.69 ------ ------ 77.07 34.53 8.15 33.06 159 277 AVERAGE

Mode	45	
	Band Edge - R	
	U-NII-2A_5.25-5.35_802.11ax HE80_CH58_Full RU_5290MHz	
ANT	5+7	
Pol.	Vertical	Fundamental
Peak	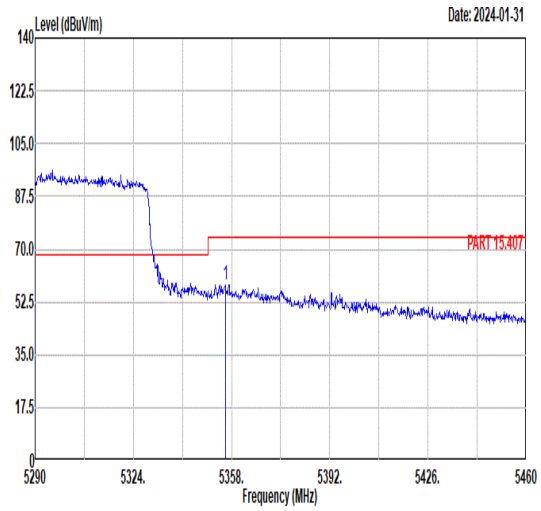 Freq Level Limit Line Margin Read Level Ant Factor Cable Loss Preamp Factor APos TPos Remark MHz dBuV/m dBuV/m dB dBuV dB/m dB dB cm deg 1 5355.79 58.27 74.00 -15.73 48.53 34.58 8.34 33.18 159 277 PEAK	Blank
Avg	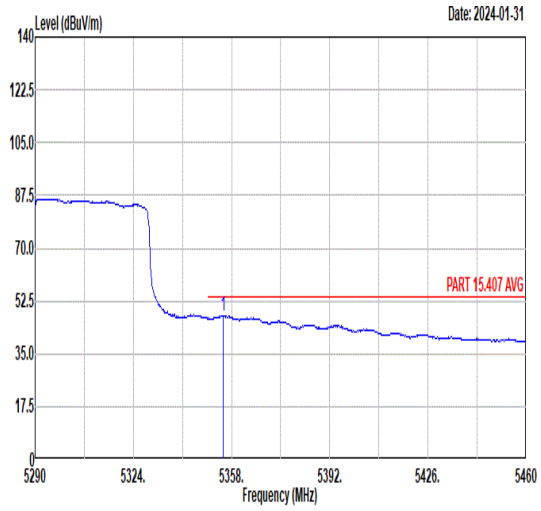 Freq Level Limit Line Margin Read Level Ant Factor Cable Loss Preamp Factor APos TPos Remark MHz dBuV/m dBuV/m dB dBuV dB/m dB dB cm deg 1 5355.11 47.65 54.00 -6.35 37.91 34.58 8.34 33.18 159 277 AVERAGE	Blank

Mode	46	
	Band Edge - L	
	U-NII-2C_5.47-5.725_802.11ax HE80_CH106_Full RU_5530MHz	
ANT	5+7	
Pol.	Horizontal	Fundamental
Peak	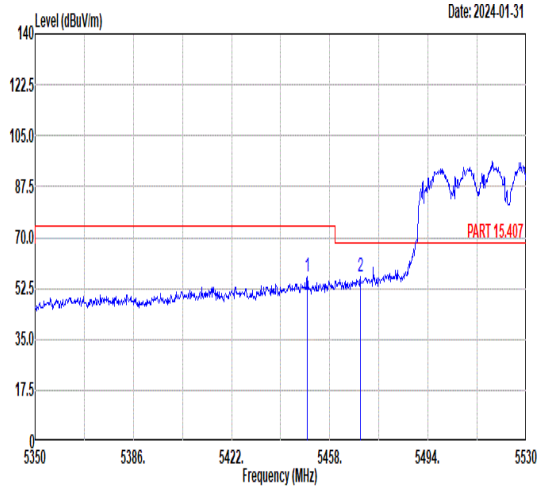 Freq Level Limit Line Margin Read Level Ant Factor Cable Loss Preamp Factor APos TPos Remark MHz dBuV/m dBuV/m dB dBuV dB/m dB dB cm deg 1 5449.72 56.49 74.00 -17.51 46.74 34.66 8.42 33.33 200 56 PEAK 2 5469.16 56.59 68.30 -11.71 46.88 34.67 8.40 33.36 200 56 PEAK	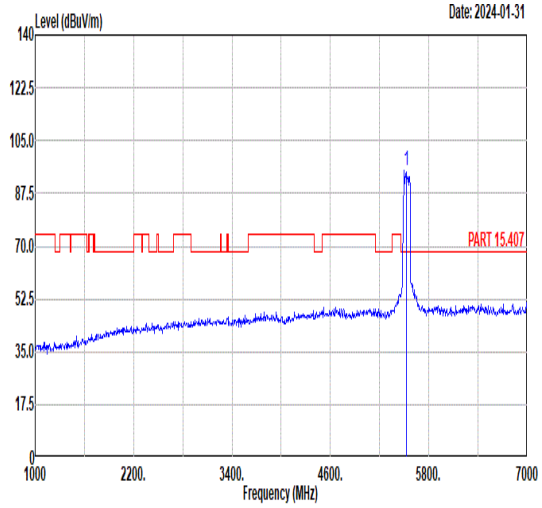 Freq Level Limit Line Margin Read Level Ant Factor Cable Loss Preamp Factor APos TPos Remark MHz dBuV/m dBuV/m dB dBuV dB/m dB dB cm deg 1 5530.00 95.21 ------ ------ 85.55 34.70 8.36 33.40 200 56 PEAK
Avg	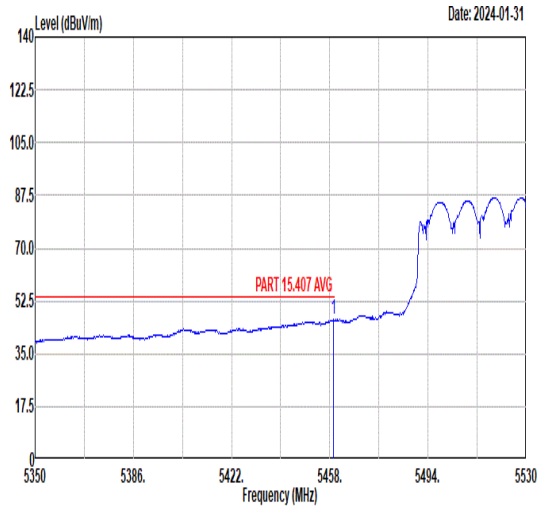 Freq Level Limit Line Margin Read Level Ant Factor Cable Loss Preamp Factor APos TPos Remark MHz dBuV/m dBuV/m dB dBuV dB/m dB dB cm deg 1 5459.44 46.34 54.00 -7.66 36.62 34.66 8.41 33.35 200 56 AVERAGE	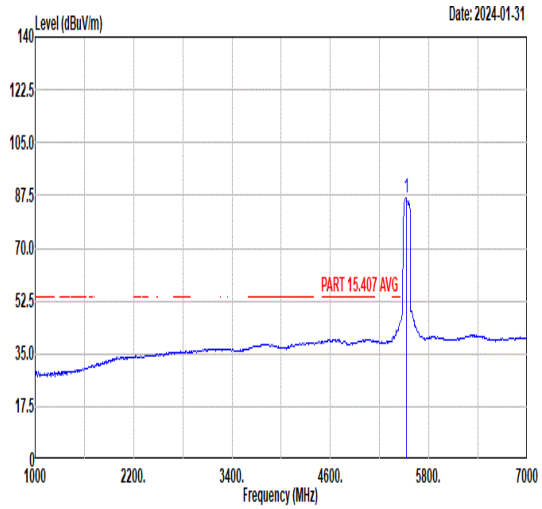 Freq Level Limit Line Margin Read Level Ant Factor Cable Loss Preamp Factor APos TPos Remark MHz dBuV/m dBuV/m dB dBuV dB/m dB dB cm deg 1 5530.00 86.59 ------ ------ 76.94 34.72 8.33 33.40 200 56 AVERAGE

Mode	46	
	Band Edge - R	
	U-NII-2C_5.47-5.725_802.11ax HE80_CH106_Full RU_5530MHz	
ANT	5+7	
Pol.	Horizontal	Fundamental
Peak	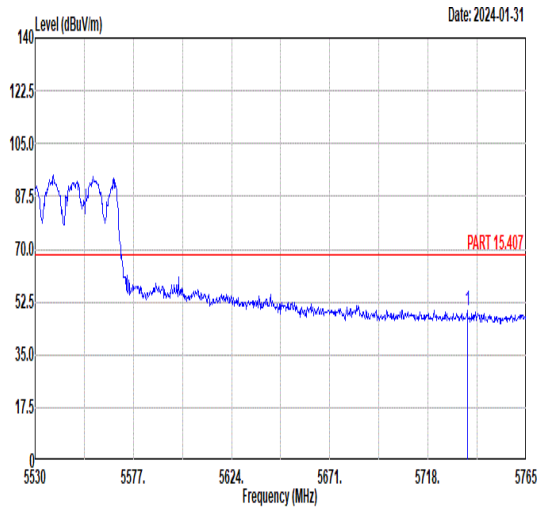 Freq Level Limit Line Margin Read Level Ant Factor Cable Loss Preamp Factor APos TPos Remark MHz dBuV/m dBuV/m dB dBuV dB/m dB dB cm deg 1 5736.80 49.72 68.30 -18.58 39.27 35.08 8.72 33.35 200 56 PEAK	Blank

Mode	46	
	Band Edge - L	
	U-NII-2C_5.47-5.725_802.11ax HE80_CH106_Full RU_5530MHz	
ANT	5+7	
Pol.	Vertical	Fundamental
Peak	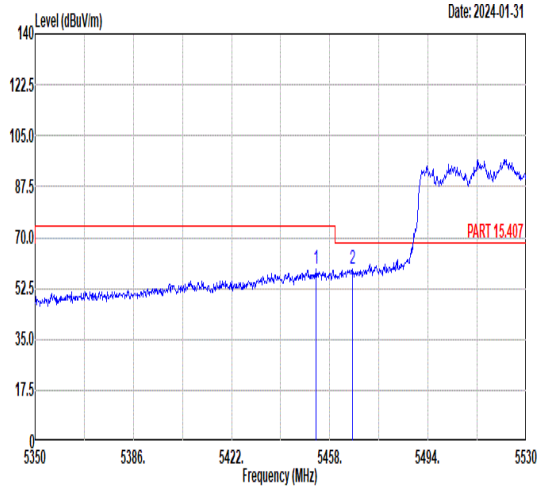 Freq Level Limit Line Margin Read Level Ant Factor Cable Loss Preamp Factor APos TPos Remark MHz dBuV/m dBuV/m dB dBuV dB/m dB dB cm deg 1 5452.96 59.06 74.00 -14.94 49.32 34.66 8.42 33.34 160 310 PEAK 2 5466.46 58.91 68.30 -9.39 49.20 34.67 8.40 33.36 160 310 PEAK	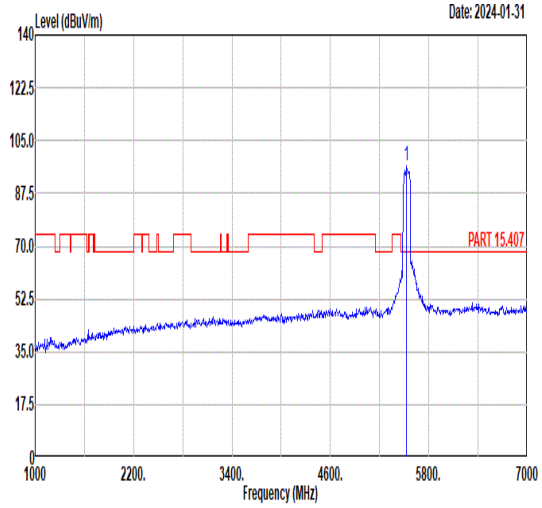 Freq Level Limit Line Margin Read Level Ant Factor Cable Loss Preamp Factor APos TPos Remark MHz dBuV/m dBuV/m dB dBuV dB/m dB dB cm deg 1 5530.00 96.65 ------ ------ 86.98 34.74 8.32 33.39 160 310 PEAK
Avg	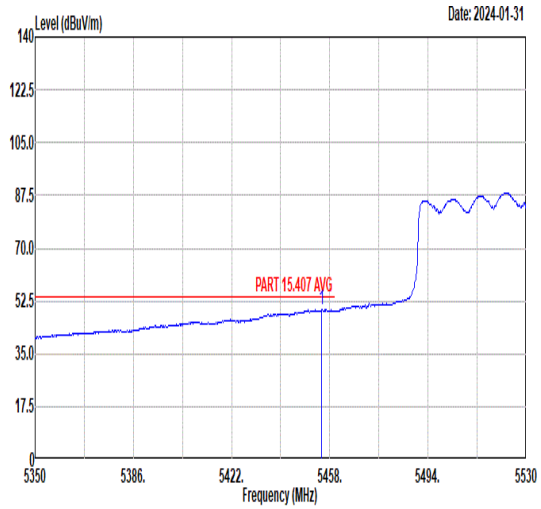 Freq Level Limit Line Margin Read Level Ant Factor Cable Loss Preamp Factor APos TPos Remark MHz dBuV/m dBuV/m dB dBuV dB/m dB dB cm deg 1 5455.12 49.64 54.00 -4.36 39.90 34.66 8.42 33.34 160 310 AVERAGE	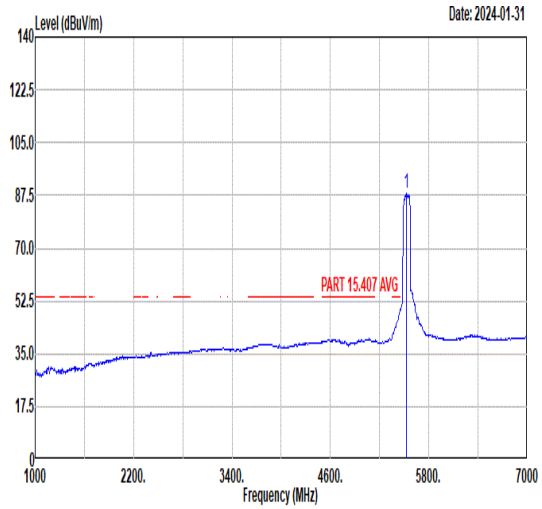 Freq Level Limit Line Margin Read Level Ant Factor Cable Loss Preamp Factor APos TPos Remark MHz dBuV/m dBuV/m dB dBuV dB/m dB dB cm deg 1 5530.00 88.15 ------ ------ 78.49 34.73 8.32 33.39 160 310 AVERAGE

Mode	46	
	Band Edge - R	
	U-NII-2C_5.47-5.725_802.11ax HE80_CH106_Full RU_5530MHz	
ANT	5+7	
Pol.	Vertical	Fundamental
Peak	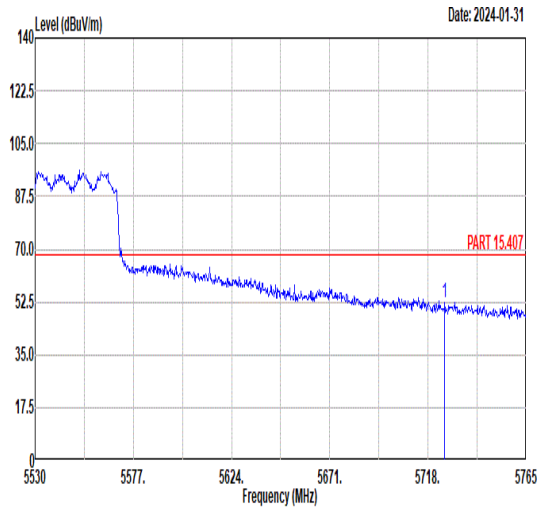 Freq Level Limit Line Margin Read Level Ant Factor Cable Loss Preamp Factor APos TPos Remark MHz dBuV/m dBuV/m dB dBuV dB/m dB dB cm deg 1 5725.99 52.34 68.30 -15.96 41.95 35.06 8.68 33.35 160 310 PEAK	Blank

Mode	47	
	Band Edge - L	
	U-NII-2A_5.25-5.35_802.11ax HE160_CH50_Full RU_5250MHz	
ANT	5+7	
Pol.	Horizontal	Fundamental
Peak	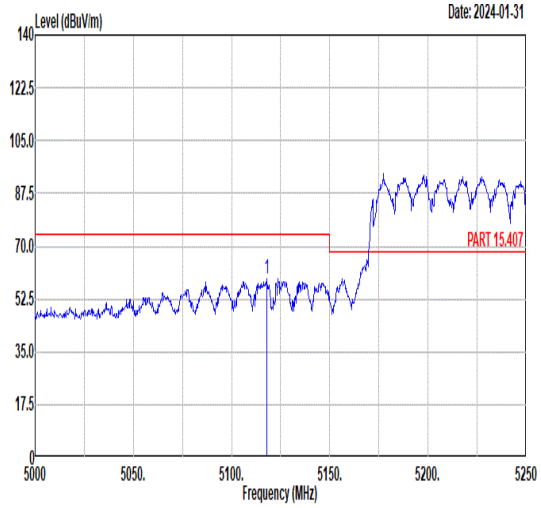 Freq Level Limit Line Margin Read Level Ant Factor Cable Loss Preamp Factor APos TPos Remark MHz dBuV/m dBuV/m dB dBuV dB/m dB dB cm deg 1 5118.00 59.09 74.00 -14.91 49.58 34.40 7.90 32.79 300 30 PEAK	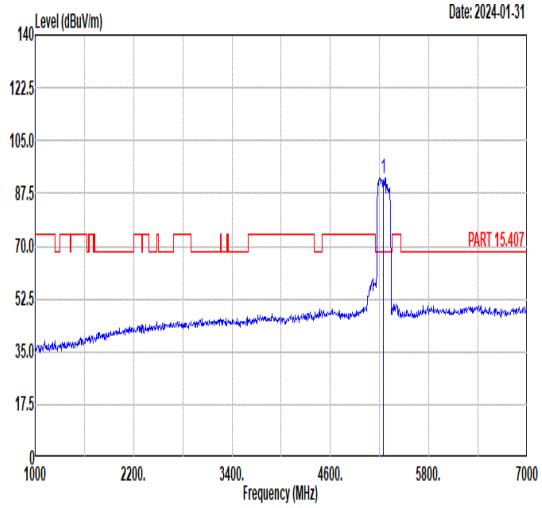 Freq Level Limit Line Margin Read Level Ant Factor Cable Loss Preamp Factor APos TPos Remark MHz dBuV/m dBuV/m dB dBuV dB/m dB dB cm deg 1 5250.00 92.63 ------ ------ 83.05 34.51 8.10 33.03 300 30 PEAK
Avg	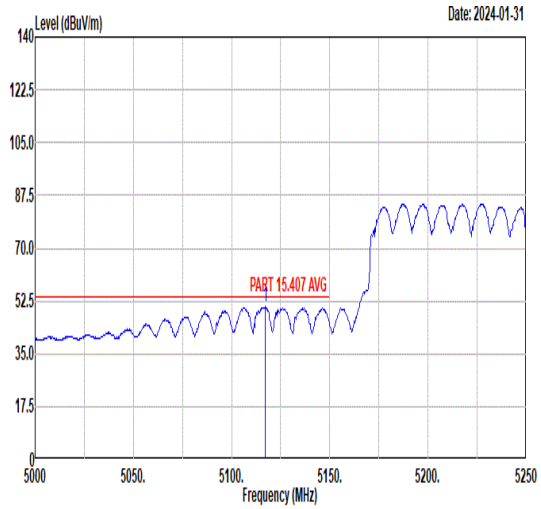 Freq Level Limit Line Margin Read Level Ant Factor Cable Loss Preamp Factor APos TPos Remark MHz dBuV/m dBuV/m dB dBuV dB/m dB dB cm deg 1 5117.25 50.82 54.00 -3.18 41.31 34.40 7.90 32.79 300 30 AVERAGE	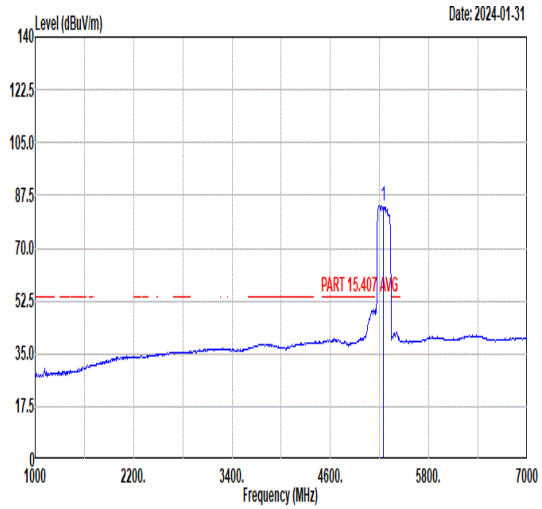 Freq Level Limit Line Margin Read Level Ant Factor Cable Loss Preamp Factor APos TPos Remark MHz dBuV/m dBuV/m dB dBuV dB/m dB dB cm deg 1 5250.00 84.14 ------ ------ 74.63 34.48 8.01 32.98 300 30 AVERAGE

Mode	47	
	Band Edge - R	
	U-NII-2A_5.25-5.35_802.11ax HE160_CH50_Full RU_5250MHz	
ANT	5+7	
Pol.	Horizontal	Fundamental
Peak	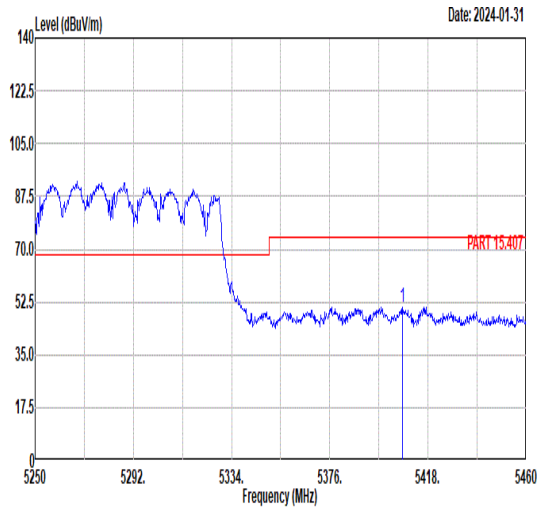 Freq Level Limit Line Margin Read Level Ant Factor Cable Loss Preamp Factor APos TPos Remark MHz dBuV/m dBuV/m dB dBuV dB/m dB dB cm deg 1 5407.08 50.88 74.00 -23.12 41.04 34.62 8.48 33.26 300 30 PEAK	Blank
Avg	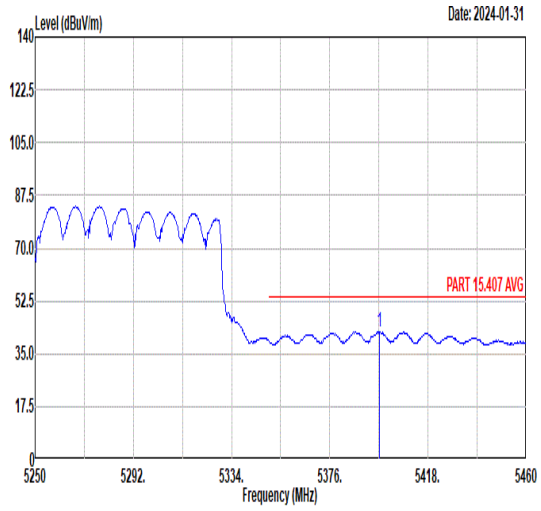 Freq Level Limit Line Margin Read Level Ant Factor Cable Loss Preamp Factor APos TPos Remark MHz dBuV/m dBuV/m dB dBuV dB/m dB dB cm deg 1 5397.21 42.35 54.00 -11.65 32.53 34.62 8.45 33.25 300 30 AVERAGE	Blank

Mode	47	
	Band Edge - L	
	U-NII-2A_5.25-5.35_802.11ax HE160_CH50_Full RU_5250MHz	
ANT	5+7	
Pol.	Vertical	Fundamental
Peak	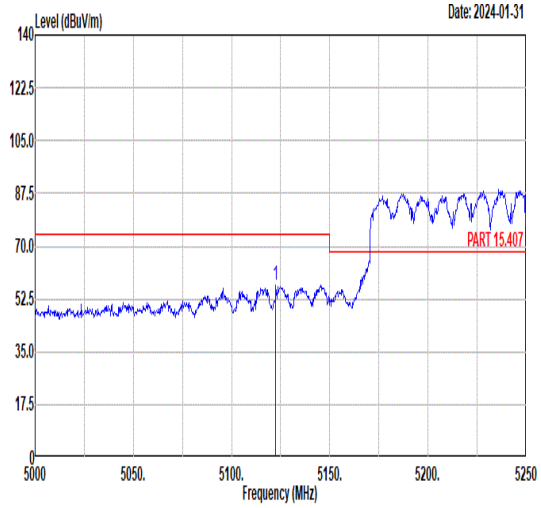 Freq Level Limit Line Margin Read Level Ant Factor Cable Loss Preamp Factor APos TPos Remark MHz dBuV/m dBuV/m dB dBuV dB/m dB dB cm deg 1 5122.50 57.20 74.00 -16.80 47.70 34.40 7.90 32.80 386 0 PEAK	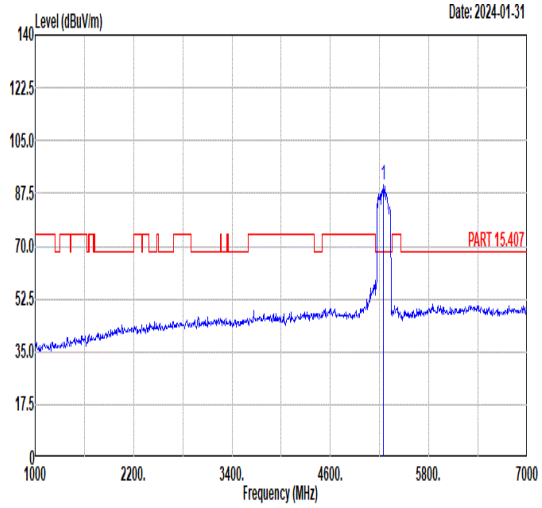 Freq Level Limit Line Margin Read Level Ant Factor Cable Loss Preamp Factor APos TPos Remark MHz dBuV/m dBuV/m dB dBuV dB/m dB dB cm deg 1 5250.00 90.08 ------ ------ 80.52 34.50 8.06 33.00 386 0 PEAK
Avg	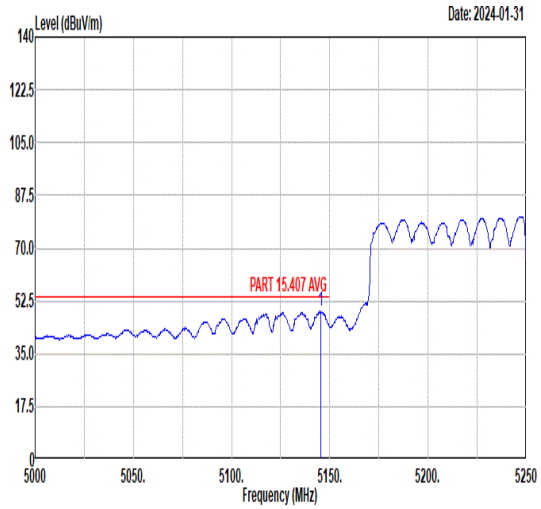 Freq Level Limit Line Margin Read Level Ant Factor Cable Loss Preamp Factor APos TPos Remark MHz dBuV/m dBuV/m dB dBuV dB/m dB dB cm deg 1 5145.50 49.08 54.00 -4.92 39.58 34.42 7.92 32.84 386 0 AVERAGE	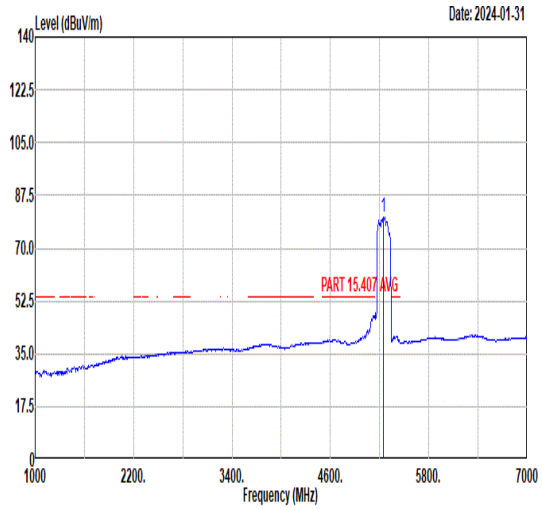 Freq Level Limit Line Margin Read Level Ant Factor Cable Loss Preamp Factor APos TPos Remark MHz dBuV/m dBuV/m dB dBuV dB/m dB dB cm deg 1 5250.00 80.13 ------ ------ 70.55 34.51 8.10 33.03 386 0 AVERAGE

Mode	47	
	Band Edge - R	
	U-NII-2A_5.25-5.35_802.11ax HE160_CH50_Full RU_5250MHz	
ANT	5+7	
Pol.	Vertical	Fundamental
Peak	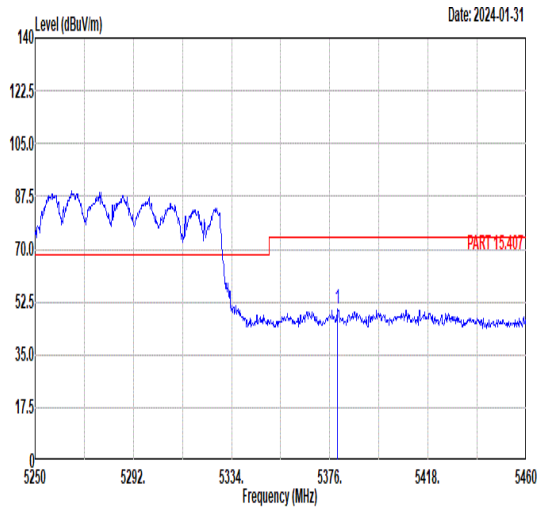 Freq Level Limit Line Margin Read Level Ant Factor Cable Loss Preamp Factor APos TPos Remark MHz dBuV/m dBuV/m dB dBuV dB/m dB dB cm deg 1 5379.15 50.43 74.00 -23.57 40.64 34.60 8.41 33.22 386 0 PEAK	Blank
Avg	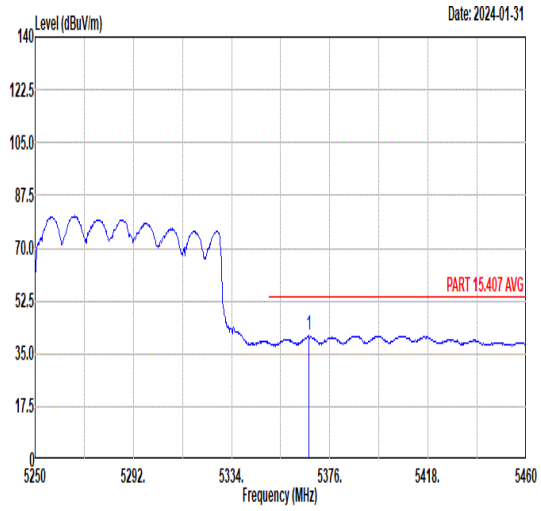 Freq Level Limit Line Margin Read Level Ant Factor Cable Loss Preamp Factor APos TPos Remark MHz dBuV/m dBuV/m dB dBuV dB/m dB dB cm deg 1 5367.18 41.00 54.00 -13.00 31.24 34.59 8.37 33.20 386 0 AVERAGE	Blank

Mode	47	
	Harmonic	
	U-NII-2A_5.25-5.35_802.11ax HE160_CH50_Full RU_5250MHz	
ANT	5+7	
Pol.	Horizontal	Vertical
Peak Avg	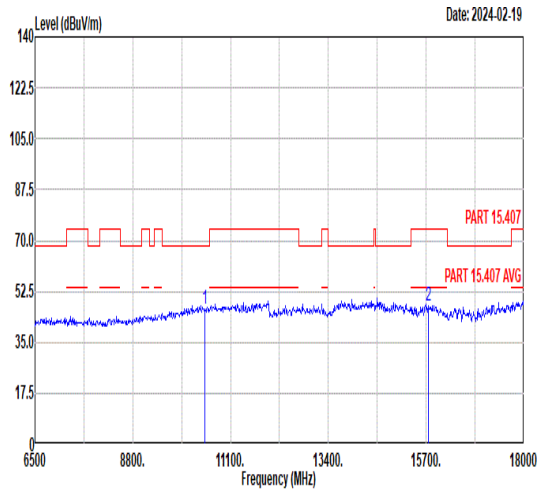 Freq Level Limit Line Margin Read Level Ant Factor Cable Loss Preamp Factor APos TPos Remark MHz dBuV/m dBuV/m dB dBuV dB/m dB dB cm deg 1 10500.00 46.72 68.30 -21.58 57.03 37.70 10.83 58.84 -- -- Peak 2 15750.00 47.68 74.00 -26.32 53.49 40.63 12.71 59.15 -- -- Peak	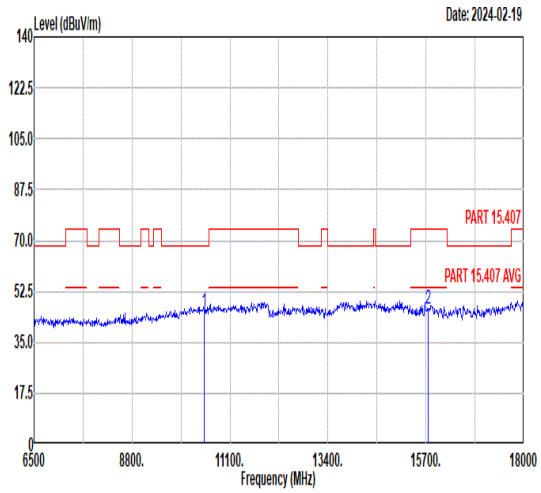 Freq Level Limit Line Margin Read Level Ant Factor Cable Loss Preamp Factor APos TPos Remark MHz dBuV/m dBuV/m dB dBuV dB/m dB dB cm deg 1 10500.00 45.68 68.30 -22.62 55.99 37.70 10.83 58.84 -- -- Peak 2 15750.00 46.73 74.00 -27.27 52.54 40.63 12.71 59.15 -- -- Peak

Mode	48	
	Band Edge	
	U-NII-1_5.15-5.25_802.11ax HE20_CH36_Partial_RU _5180MHz	
ANT	5+7	
Pol.	Horizontal	Fundamental
Peak	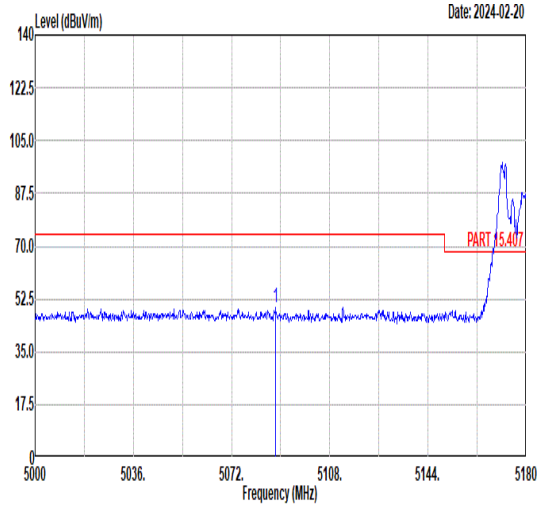 Freq Level Limit Line Margin Read Level Ant Factor Cable Loss Preamp Factor APos TPos Remark MHz dBuV/m dBuV/m dB dBuV dB/m dB dB cm deg 1 5088.20 49.64 74.00 -24.36 40.14 34.37 7.88 32.75 236 44 PEAK	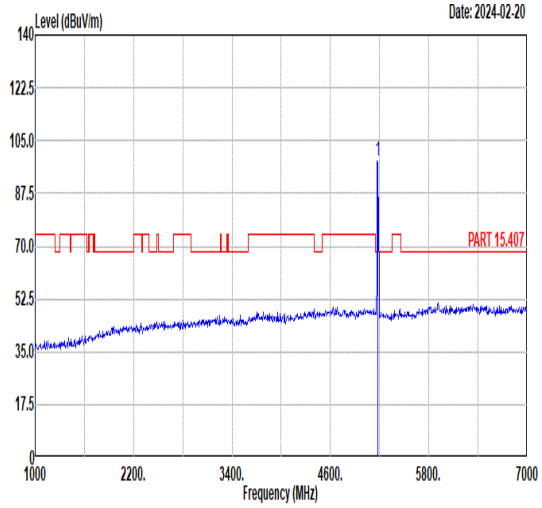 Freq Level Limit Line Margin Read Level Ant Factor Cable Loss Preamp Factor APos TPos Remark MHz dBuV/m dBuV/m dB dBuV dB/m dB dB cm deg 1 5180.00 98.05 ------ ------ 88.56 34.44 7.93 32.88 236 44 PEAK
Avg	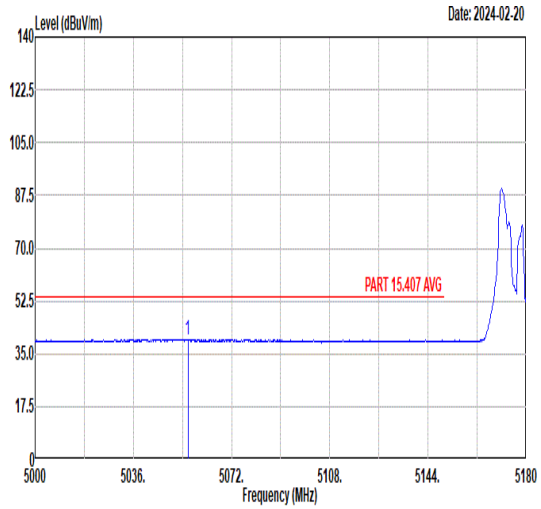 Freq Level Limit Line Margin Read Level Ant Factor Cable Loss Preamp Factor APos TPos Remark MHz dBuV/m dBuV/m dB dBuV dB/m dB dB cm deg 1 5055.98 39.83 54.00 -14.17 30.31 34.35 7.86 32.69 236 44 AVERAGE	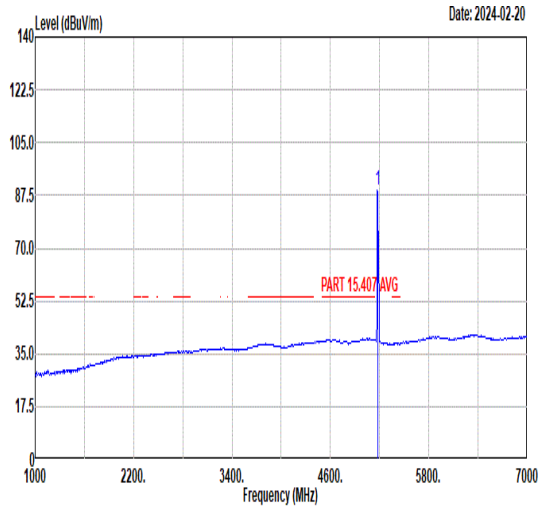 Freq Level Limit Line Margin Read Level Ant Factor Cable Loss Preamp Factor APos TPos Remark MHz dBuV/m dBuV/m dB dBuV dB/m dB dB cm deg 1 5180.00 89.46 ------ ------ 79.97 34.44 7.93 32.88 236 44 AVERAGE

Mode	48	
	Band Edge	
	U-NII-1_5.15-5.25_802.11ax HE20_CH36_Partial_RU _5180MHz	
ANT	5+7	
Pol.	Vertical	Fundamental
Peak	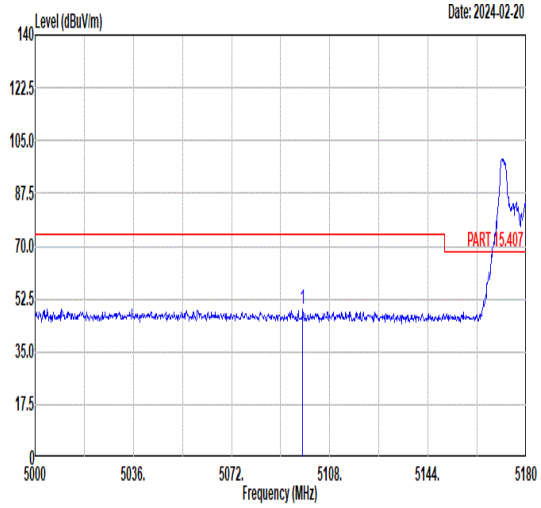 Freq Level Limit Line Margin Read Level Ant Factor Cable Loss Preamp Factor APos TPos Remark MHz dBuV/m dBuV/m dB dBuV dB/m dB dB cm deg 1 5098.10 49.16 74.00 -24.84 39.66 34.38 7.88 32.76 396 41 PEAK	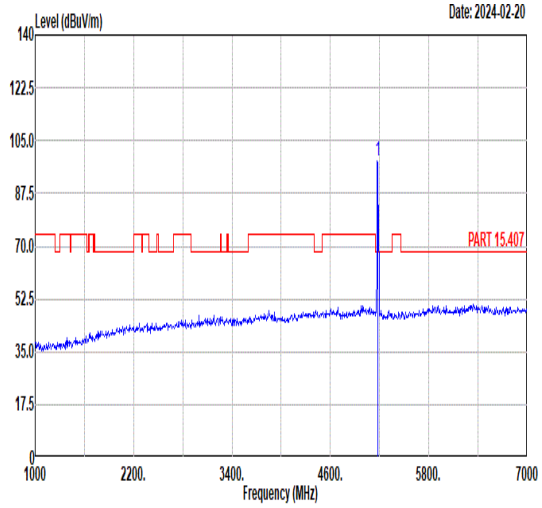 Freq Level Limit Line Margin Read Level Ant Factor Cable Loss Preamp Factor APos TPos Remark MHz dBuV/m dBuV/m dB dBuV dB/m dB dB cm deg 1 5180.00 98.22 ------ ------ 88.73 34.44 7.93 32.88 396 41 PEAK
Avg	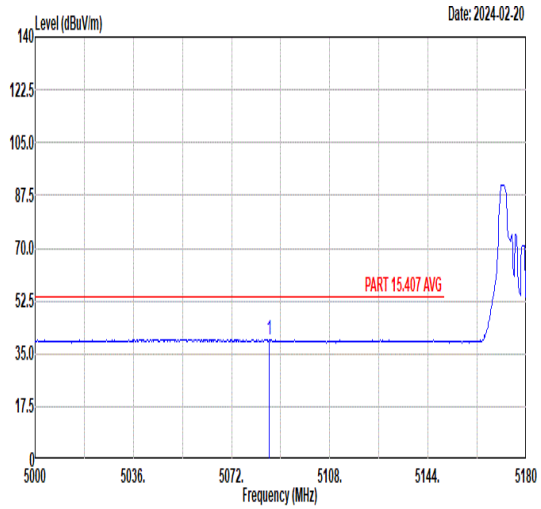 Freq Level Limit Line Margin Read Level Ant Factor Cable Loss Preamp Factor APos TPos Remark MHz dBuV/m dBuV/m dB dBuV dB/m dB dB cm deg 1 5085.86 39.76 54.00 -14.24 30.25 34.37 7.88 32.74 396 41 AVERAGE	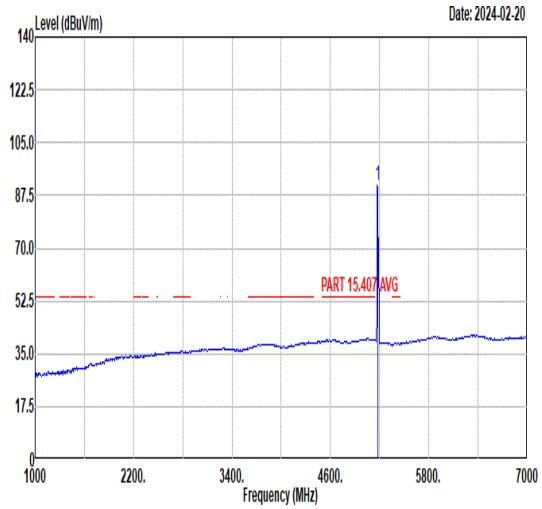 Freq Level Limit Line Margin Read Level Ant Factor Cable Loss Preamp Factor APos TPos Remark MHz dBuV/m dBuV/m dB dBuV dB/m dB dB cm deg 1 5180.00 90.79 ------ ------ 81.30 34.44 7.93 32.88 396 41 AVERAGE

Mode	49	
	Band Edge	
	U-NII-2A_5.25-5.35_802.11ax HE20_CH64_Partial_RU _5320MHz	
ANT	5+7	
Pol.	Horizontal	Fundamental
Peak	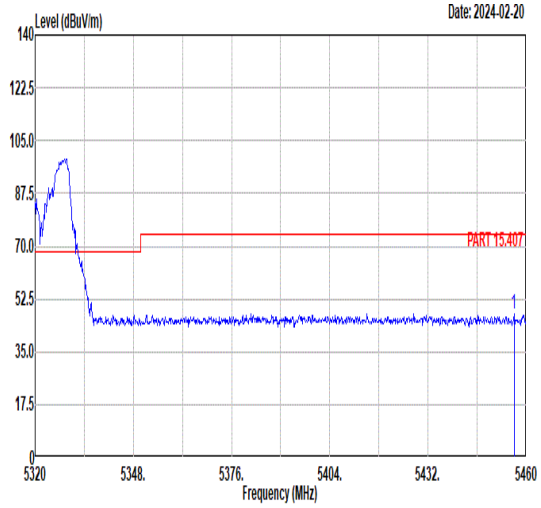 Freq Level Limit Line Margin Read Level Ant Factor Cable Loss Preamp Factor APos TPos Remark MHz dBuV/m dBuV/m dB dBuV dB/m dB dB cm deg 1 5456.50 47.78 74.00 -26.22 38.05 34.66 8.41 33.34 235 59 PEAK	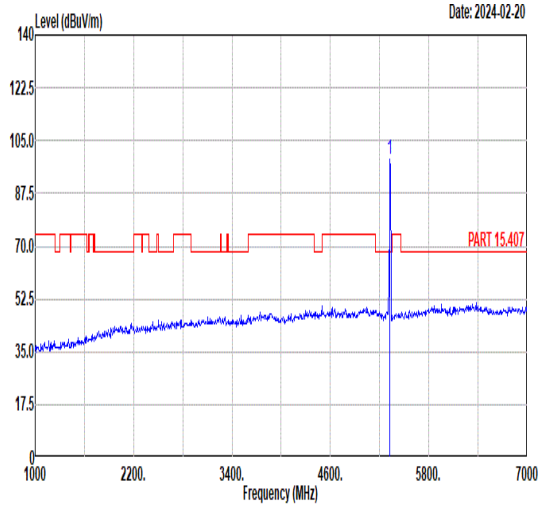 Freq Level Limit Line Margin Read Level Ant Factor Cable Loss Preamp Factor APos TPos Remark MHz dBuV/m dBuV/m dB dBuV dB/m dB dB cm deg 1 5320.00 98.97 ------ ------ 89.28 34.56 8.26 33.13 235 59 PEAK
Avg	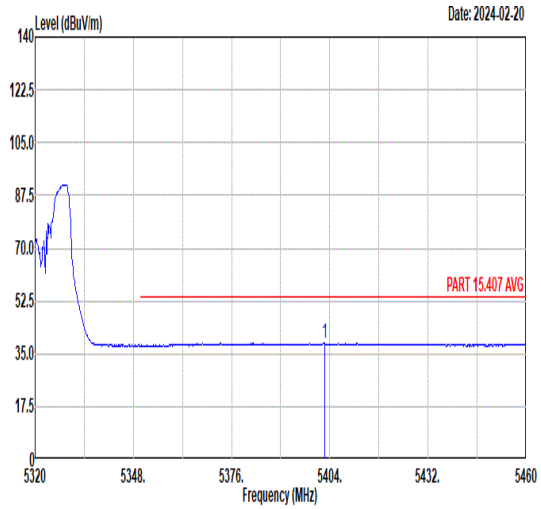 Freq Level Limit Line Margin Read Level Ant Factor Cable Loss Preamp Factor APos TPos Remark MHz dBuV/m dBuV/m dB dBuV dB/m dB dB cm deg 1 5402.46 38.64 54.00 -15.36 28.81 34.62 8.47 33.26 235 59 AVERAGE	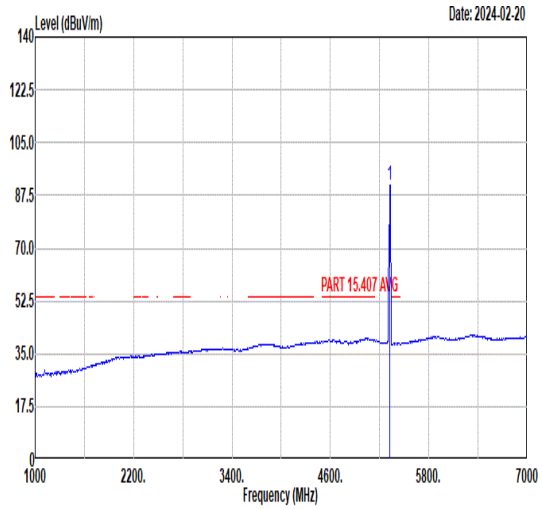 Freq Level Limit Line Margin Read Level Ant Factor Cable Loss Preamp Factor APos TPos Remark MHz dBuV/m dBuV/m dB dBuV dB/m dB dB cm deg 1 5320.00 90.91 ------ ------ 81.22 34.56 8.26 33.13 235 59 AVERAGE

Mode	49	
	Band Edge	
	U-NII-2A_5.25-5.35_802.11ax HE20_CH64_Partial_RU _5320MHz	
ANT	5+7	
Pol.	Vertical	Fundamental
Peak	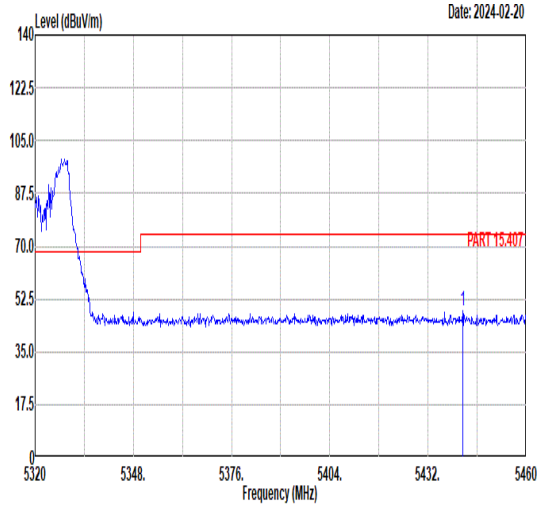 Freq Level Limit Line Margin Read Level Ant Factor Cable Loss Preamp Factor APos TPos Remark MHz dBuV/m dBuV/m dB dBuV dB/m dB dB cm deg 1 5441.94 48.37 74.00 -25.63 38.61 34.65 8.43 33.32 369 32 PEAK	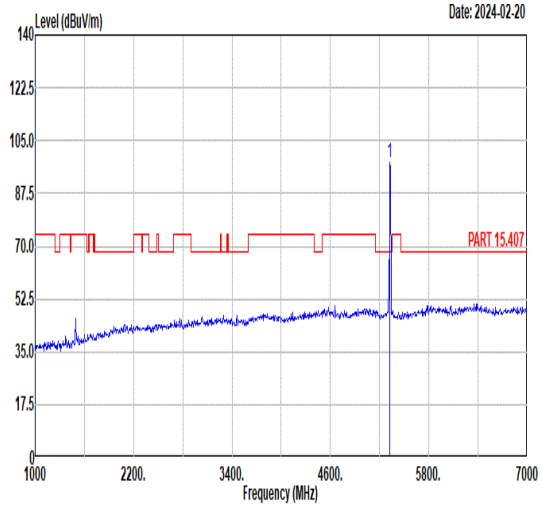 Freq Level Limit Line Margin Read Level Ant Factor Cable Loss Preamp Factor APos TPos Remark MHz dBuV/m dBuV/m dB dBuV dB/m dB dB cm deg 1 5320.00 97.97 ------ ------ 88.28 34.56 8.26 33.13 369 32 PEAK
Avg	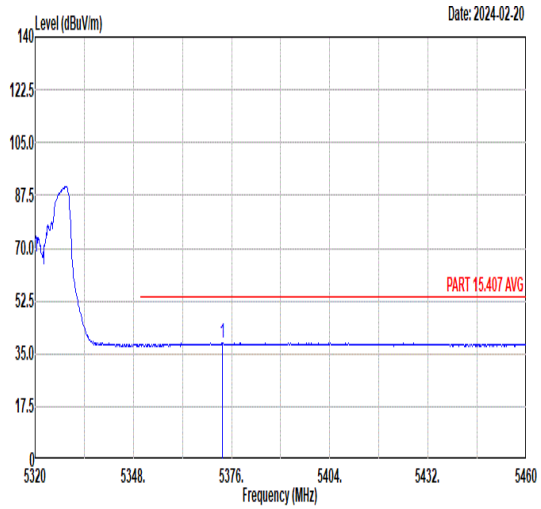 Freq Level Limit Line Margin Read Level Ant Factor Cable Loss Preamp Factor APos TPos Remark MHz dBuV/m dBuV/m dB dBuV dB/m dB dB cm deg 1 5373.48 38.63 54.00 -15.37 28.85 34.60 8.39 33.21 369 32 AVERAGE	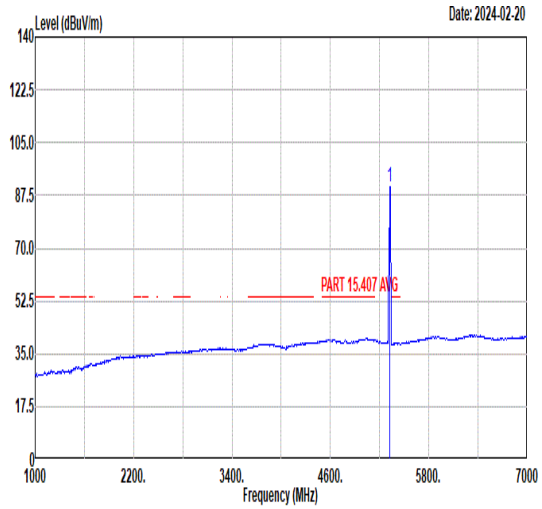 Freq Level Limit Line Margin Read Level Ant Factor Cable Loss Preamp Factor APos TPos Remark MHz dBuV/m dBuV/m dB dBuV dB/m dB dB cm deg 1 5320.00 90.47 ------ ------ 80.78 34.56 8.26 33.13 369 32 AVERAGE

Mode	50	
	Band Edge	
	U-NII-2C_5.47-5.725_802.11ax HE20_CH100_Partial_RU _5500MHz	
ANT	5+7	
Pol.	Horizontal	Fundamental
Peak	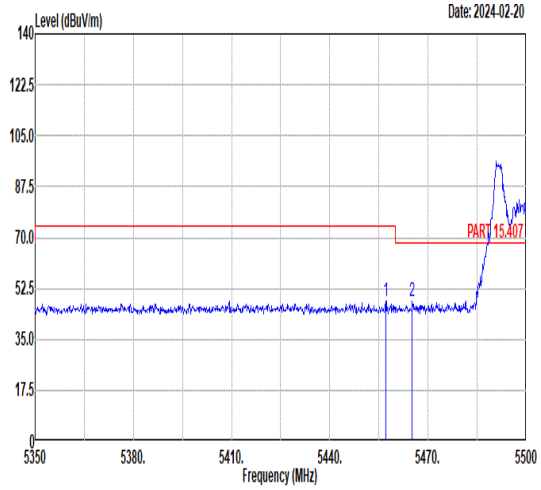 Freq Level Limit Line Margin Read Level Ant Factor Cable Loss Preamp Factor APos TPos Remark MHz dBuV/m dBuV/m dB dBuV dB/m dB dB cm deg 1 5457.10 48.12 74.00 -25.88 38.39 34.66 8.41 33.34 128 37 PEAK 2 5465.20 47.84 68.30 -20.46 38.13 34.67 8.40 33.36 128 37 PEAK	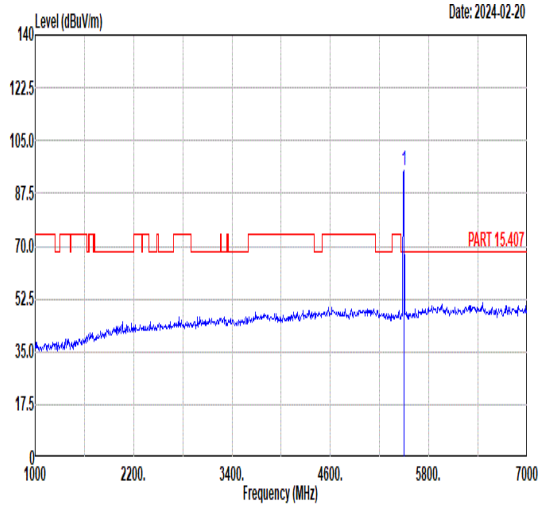 Freq Level Limit Line Margin Read Level Ant Factor Cable Loss Preamp Factor APos TPos Remark MHz dBuV/m dBuV/m dB dBuV dB/m dB dB cm deg 1 5500.00 94.91 ------ ------ 85.26 34.69 8.36 33.40 128 37 PEAK
Avg	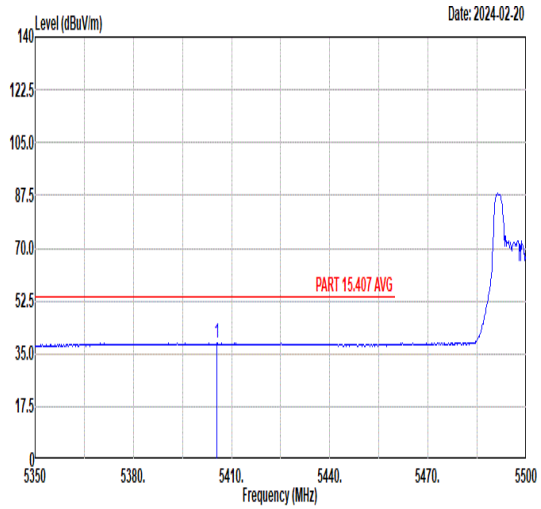 Freq Level Limit Line Margin Read Level Ant Factor Cable Loss Preamp Factor APos TPos Remark MHz dBuV/m dBuV/m dB dBuV dB/m dB dB cm deg 1 5405.50 38.49 54.00 -15.51 28.65 34.62 8.48 33.26 128 37 AVERAGE	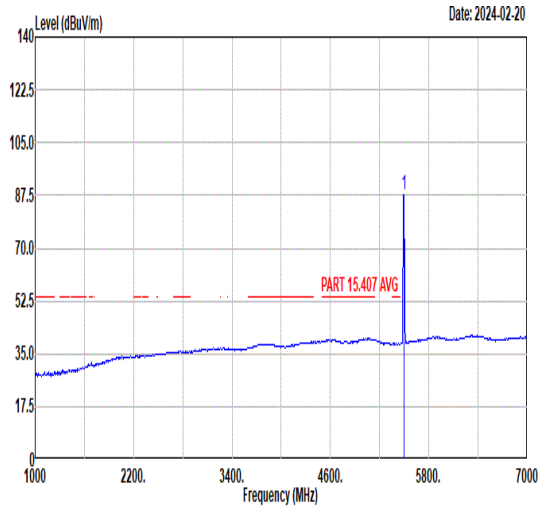 Freq Level Limit Line Margin Read Level Ant Factor Cable Loss Preamp Factor APos TPos Remark MHz dBuV/m dBuV/m dB dBuV dB/m dB dB cm deg 1 5500.00 87.94 ------ ------ 78.29 34.69 8.36 33.40 128 37 AVERAGE

Mode	50	
	Band Edge	
	U-NII-2C_5.47-5.725_802.11ax HE20_CH100_Partial_RU _5500MHz	
ANT	5+7	
Pol.	Vertical	Fundamental
Peak	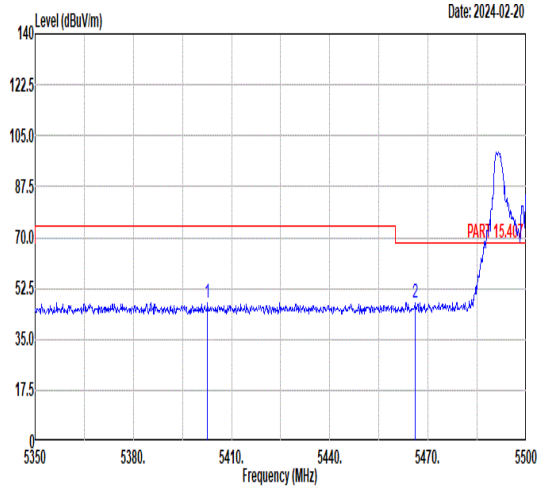 Freq Level Limit Line Margin Read Level Ant Factor Cable Loss Preamp Factor APos TPos Remark MHz dBuV/m dBuV/m dB dBuV dB/m dB dB cm deg 1 5402.65 47.46 74.00 -26.54 37.63 34.62 8.47 33.26 366 50 PEAK 2 5466.10 47.60 68.30 -20.70 37.89 34.67 8.40 33.36 366 50 PEAK	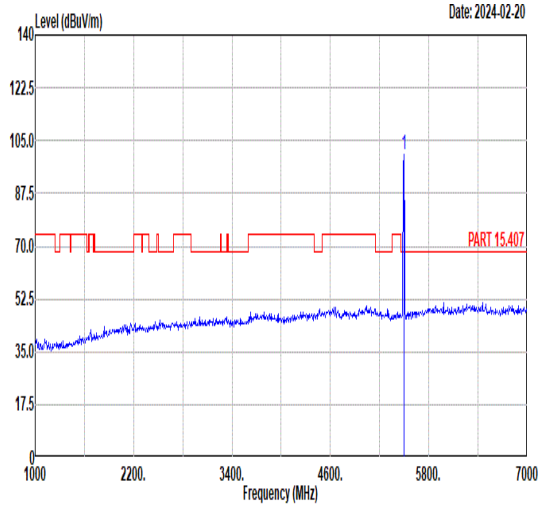 Freq Level Limit Line Margin Read Level Ant Factor Cable Loss Preamp Factor APos TPos Remark MHz dBuV/m dBuV/m dB dBuV dB/m dB dB cm deg 1 5500.00 100.22 ------ ------ 90.57 34.69 8.36 33.40 366 50 PEAK
Avg	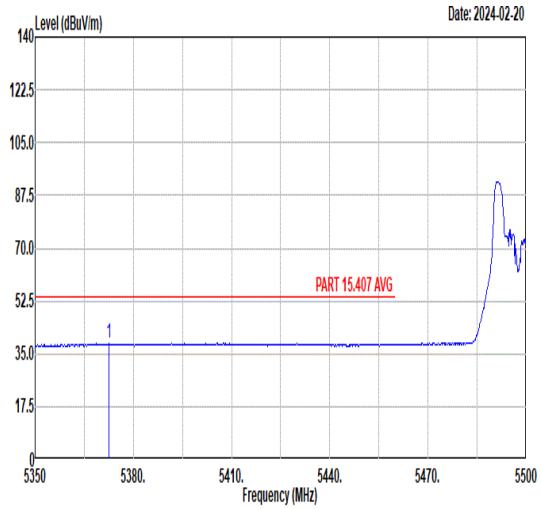 Freq Level Limit Line Margin Read Level Ant Factor Cable Loss Preamp Factor APos TPos Remark MHz dBuV/m dBuV/m dB dBuV dB/m dB dB cm deg 1 5372.65 38.65 54.00 -15.35 28.87 34.60 8.39 33.21 366 50 AVERAGE	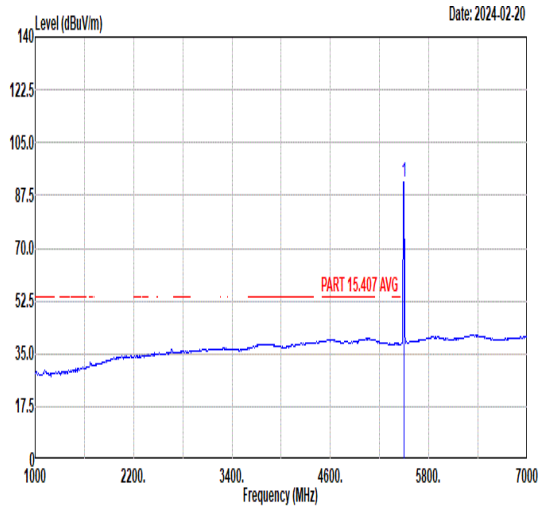 Freq Level Limit Line Margin Read Level Ant Factor Cable Loss Preamp Factor APos TPos Remark MHz dBuV/m dBuV/m dB dBuV dB/m dB dB cm deg 1 5500.00 92.04 ------ ------ 82.39 34.69 8.36 33.40 366 50 AVERAGE

Mode	51	
	Band Edge	
	U-NII-2C_5.47-5.725_802.11ax HE20_CH140_Partial_RU _5700MHz	
ANT	5+7	
Pol.	Horizontal	Fundamental
Peak	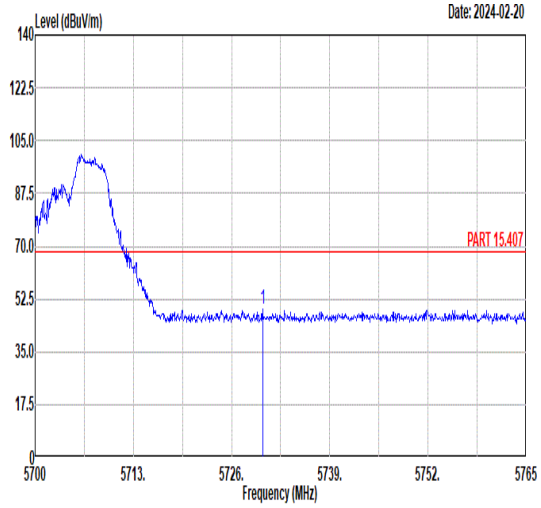 Freq Level Limit Line Margin Read Level Ant Factor Cable Loss Preamp Factor APos TPos Remark MHz dBuV/m dBuV/m dB dBuV dB/m dB dB cm deg 1 5730.10 49.20 68.30 -19.10 38.79 35.07 8.69 33.35 171 313 PEAK	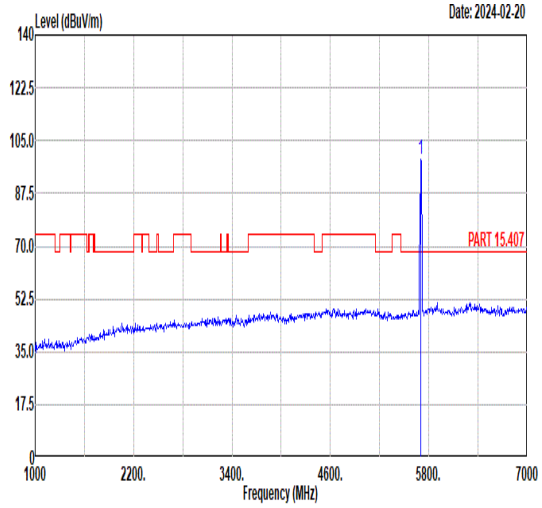 Freq Level Limit Line Margin Read Level Ant Factor Cable Loss Preamp Factor APos TPos Remark MHz dBuV/m dBuV/m dB dBuV dB/m dB dB cm deg 1 5700.00 98.62 ------ ------ 88.36 35.02 8.60 33.36 171 313 PEAK
Avg	Blank	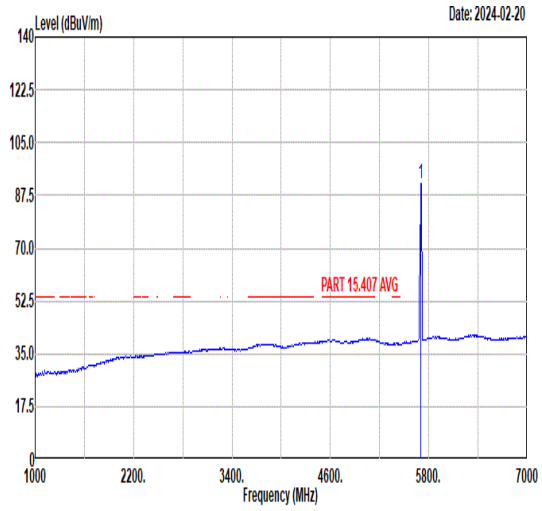 Freq Level Limit Line Margin Read Level Ant Factor Cable Loss Preamp Factor APos TPos Remark MHz dBuV/m dBuV/m dB dBuV dB/m dB dB cm deg 1 5700.00 91.43 ------ ------ 81.17 35.02 8.60 33.36 171 313 AVERAGE

Mode	51	
	Band Edge	
	U-NII-2C_5.47-5.725_802.11ax HE20_CH140_Partial_RU _5700MHz	
ANT	5+7	
Pol.	Vertical	Fundamental
Peak	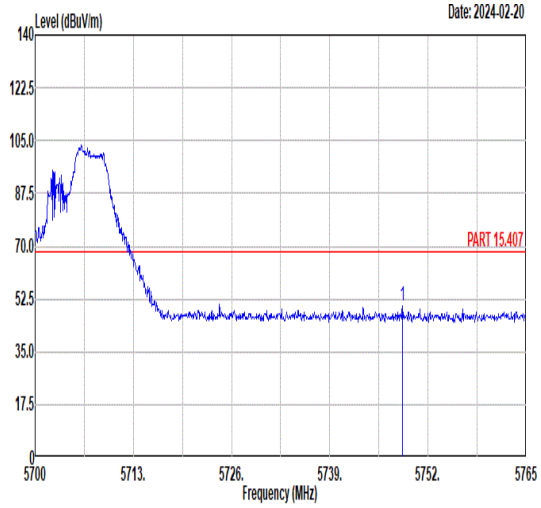 Freq Level Limit Line Margin Read Level Ant Factor Cable Loss Preamp Factor APos TPos Remark MHz dBuV/m dBuV/m dB dBuV dB/m dB dB cm deg 1 5748.62 50.01 68.30 -18.29 39.50 35.10 8.76 33.35 207 328 PEAK	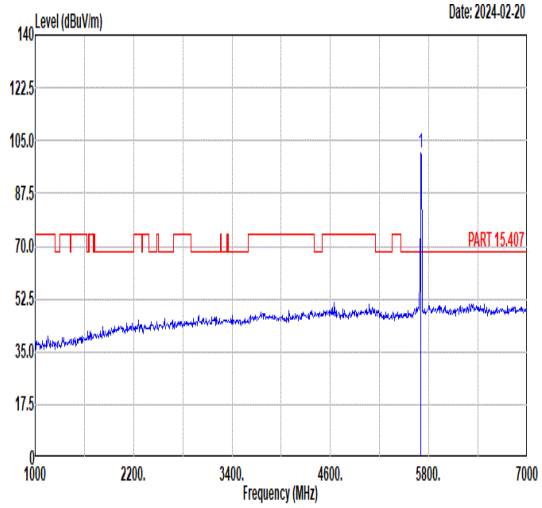 Freq Level Limit Line Margin Read Level Ant Factor Cable Loss Preamp Factor APos TPos Remark MHz dBuV/m dBuV/m dB dBuV dB/m dB dB cm deg 1 5700.00 101.13 ------ ------ 90.87 35.02 8.60 33.36 207 328 PEAK
Avg	Blank	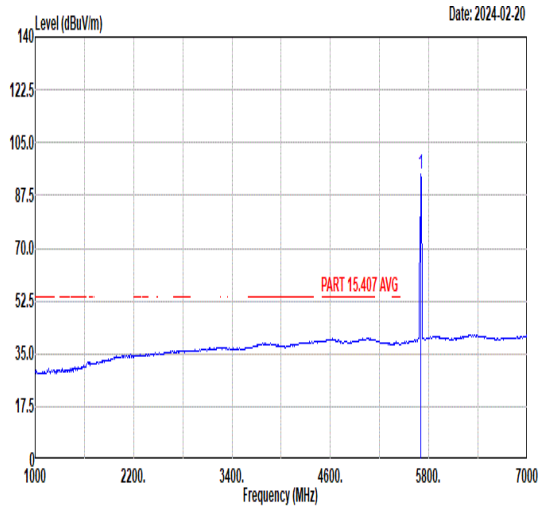 Freq Level Limit Line Margin Read Level Ant Factor Cable Loss Preamp Factor APos TPos Remark MHz dBuV/m dBuV/m dB dBuV dB/m dB dB cm deg 1 5700.00 94.40 ------ ------ 84.14 35.02 8.60 33.36 207 328 AVERAGE

Mode	52	
	Harmonic	
	U-NII-3_5.725-5.85_802.11a_CH149_5745MHz	
ANT	5+7	
Pol.	Horizontal	Vertical
Peak Avg	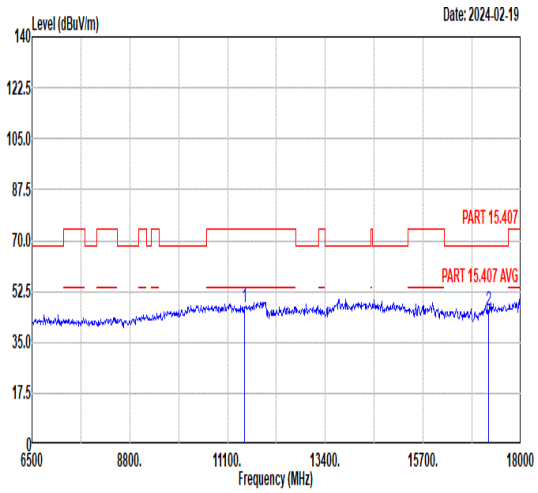 Freq Level Limit Line Margin Read Level Ant Factor Cable Loss Preamp Factor APos TPos Remark MHz dBuV/m dBuV/m dB dBuV dB/m dB dB cm deg 1 11490.00 47.09 74.00 -26.91 54.82 38.58 11.45 57.76 -- -- Peak 2 17235.00 45.88 68.30 -22.42 49.39 41.29 13.17 57.97 -- -- Peak	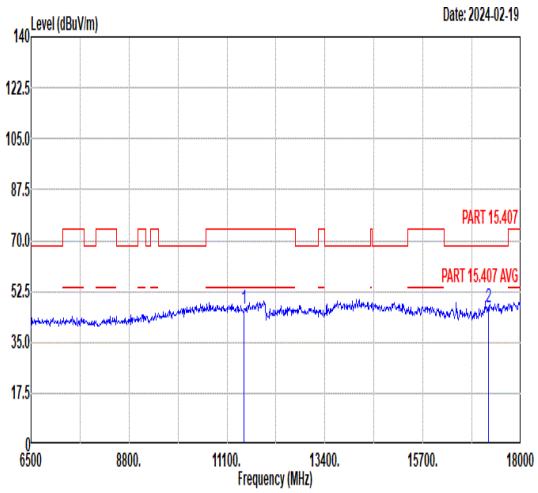 Freq Level Limit Line Margin Read Level Ant Factor Cable Loss Preamp Factor APos TPos Remark MHz dBuV/m dBuV/m dB dBuV dB/m dB dB cm deg 1 11490.00 46.34 74.00 -27.66 54.07 38.58 11.45 57.76 -- -- Peak 2 17235.00 47.04 68.30 -21.26 50.55 41.29 13.17 57.97 -- -- Peak

Mode	53	
	Harmonic	
	U-NII-3_5.725-5.85_802.11a_CH157_5785MHz	
ANT	5+7	
Pol.	Horizontal	Vertical
Peak Avg	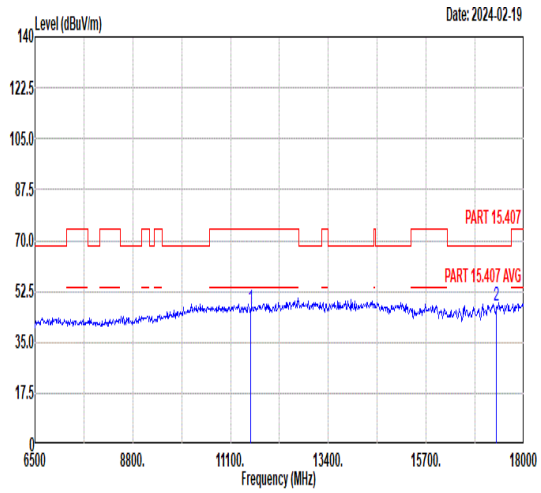 Freq Level Limit Line Margin Read Level Ant Factor Cable Loss Preamp Factor APos TPos Remark MHz dBuV/m dBuV/m dB dBuV dB/m dB dB cm deg 1 11570.00 46.53 74.00 -27.47 54.03 38.68 11.49 57.67 -- -- Peak 2 17355.00 47.39 68.30 -20.91 50.65 41.34 13.20 57.80 -- -- Peak	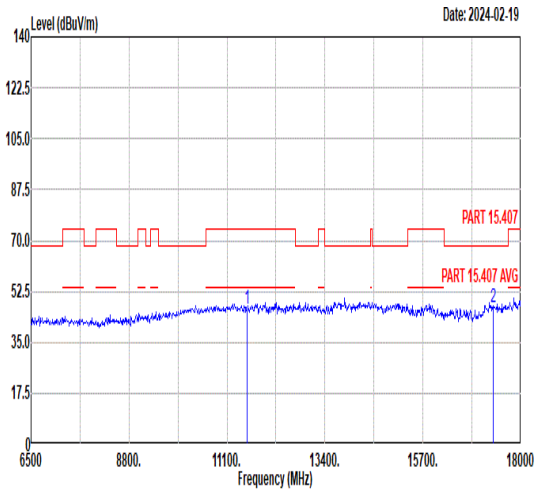 Freq Level Limit Line Margin Read Level Ant Factor Cable Loss Preamp Factor APos TPos Remark MHz dBuV/m dBuV/m dB dBuV dB/m dB dB cm deg 1 11570.00 46.29 74.00 -27.71 53.79 38.68 11.49 57.67 -- -- Peak 2 17355.00 47.11 68.30 -21.19 50.37 41.34 13.20 57.80 -- -- Peak

Mode	54	
	Harmonic	
	U-NII-3_5.725-5.85_802.11a_CH165_5825MHz	
ANT	5+7	
Pol.	Horizontal	Vertical
Peak Avg	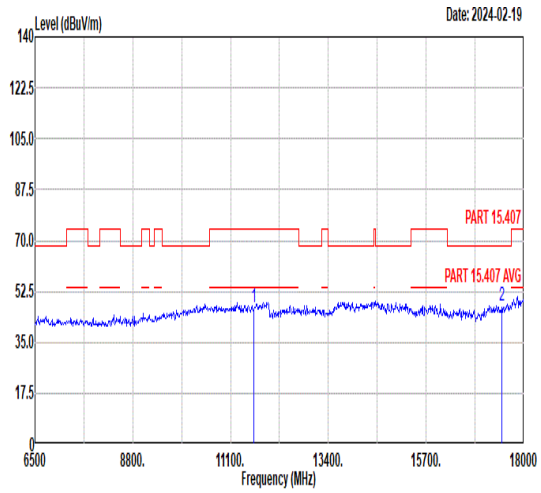 Freq Level Limit Line Margin Read Level Ant Factor Cable Loss Preamp Factor APos TPos Remark MHz dBuV/m dBuV/m dB dBuV dB/m dB dB cm deg 1 11650.00 46.98 74.00 -27.02 54.25 38.78 11.53 57.58 -- -- Peak 2 17475.00 47.37 68.30 -20.93 50.38 41.39 13.23 57.63 -- -- Peak	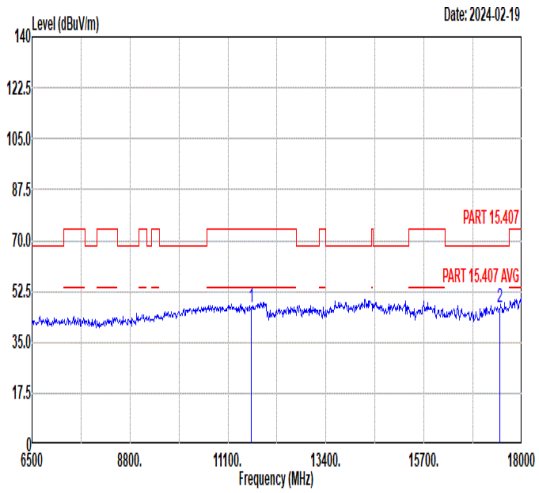 Freq Level Limit Line Margin Read Level Ant Factor Cable Loss Preamp Factor APos TPos Remark MHz dBuV/m dBuV/m dB dBuV dB/m dB dB cm deg 1 11650.00 47.17 74.00 -26.83 54.44 38.78 11.53 57.58 -- -- Peak 2 17475.00 46.92 68.30 -21.38 49.93 41.39 13.23 57.63 -- -- Peak

Mode	55	
	Band Edge	
	U-NII-3_5.725-5.85_802.11n HT20_CH149_5745MHz	
ANT	5+7	
Pol.	Horizontal	Fundamental
Peak	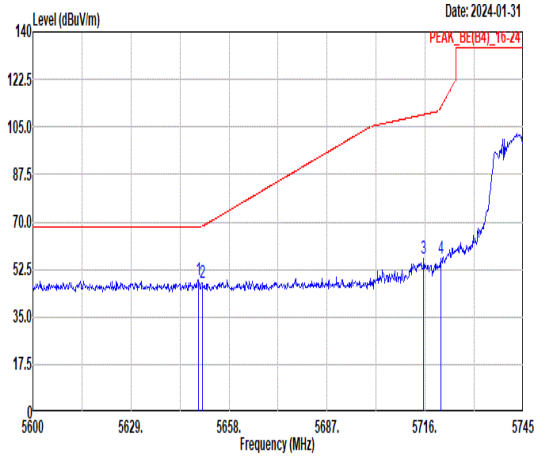 Freq Level Limit Line Margin Read Level Ant Factor Cable Loss Preamp Factor APos TPos Remark MHz dBuV/m dBuV/m dB dBuV dB/m dB dB cm deg 1 5648.87 48.45 68.30 -19.85 38.50 34.93 8.39 33.37 255 57 PEAK 2 5650.03 47.46 68.32 -20.86 37.49 34.94 8.40 33.37 255 57 PEAK 3 5715.57 56.33 109.56 -53.23 46.01 35.04 8.64 33.36 255 57 PEAK 4 5720.64 56.55 112.26 -55.71 46.20 35.05 8.66 33.36 255 57 PEAK	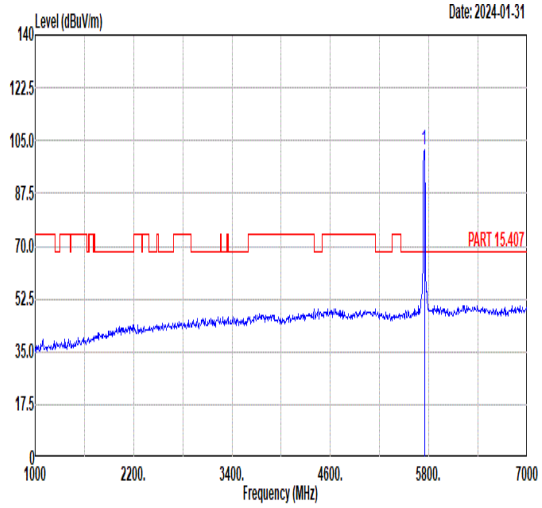 Freq Level Limit Line Margin Read Level Ant Factor Cable Loss Preamp Factor APos TPos Remark MHz dBuV/m dBuV/m dB dBuV dB/m dB dB cm deg 1 5745.00 102.09 ------ ------ 91.60 35.09 8.75 33.35 255 57 PEAK
Avg	Blank	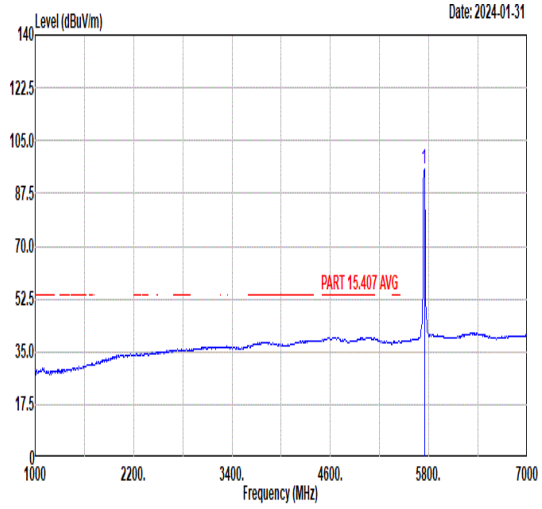 Freq Level Limit Line Margin Read Level Ant Factor Cable Loss Preamp Factor APos TPos Remark MHz dBuV/m dBuV/m dB dBuV dB/m dB dB cm deg 1 5745.00 95.45 ------ ------ 84.96 35.09 8.75 33.35 255 57 AVERAGE

Mode	55	
	Band Edge	
	U-NII-3_5.725-5.85_802.11n HT20_CH149_5745MHz	
ANT	5+7	
Pol.	Vertical	Fundamental
Peak	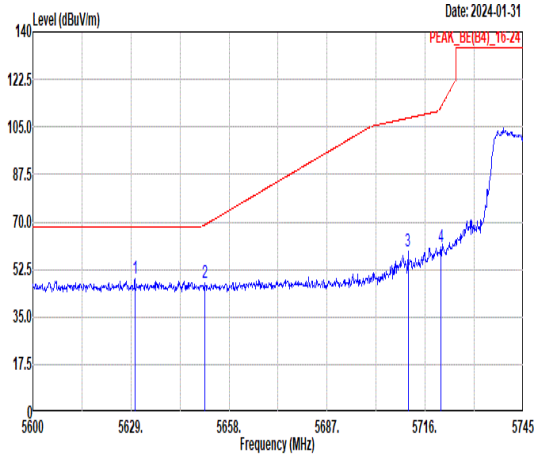 Freq Level Limit Line Margin Read Level Ant Factor Cable Loss Preamp Factor APos TPos Remark MHz dBuV/m dBuV/m dB dBuV dB/m dB dB cm deg 1 5630.16 48.92 68.30 -19.38 39.07 34.90 8.32 33.37 149 339 PEAK 2 5650.75 47.29 68.86 -21.57 37.32 34.94 8.40 33.37 149 339 PEAK 3 5710.93 58.91 108.26 -49.35 48.62 35.03 8.62 33.36 149 339 PEAK 4 5720.64 60.81 112.26 -51.45 50.46 35.05 8.66 33.36 149 339 PEAK	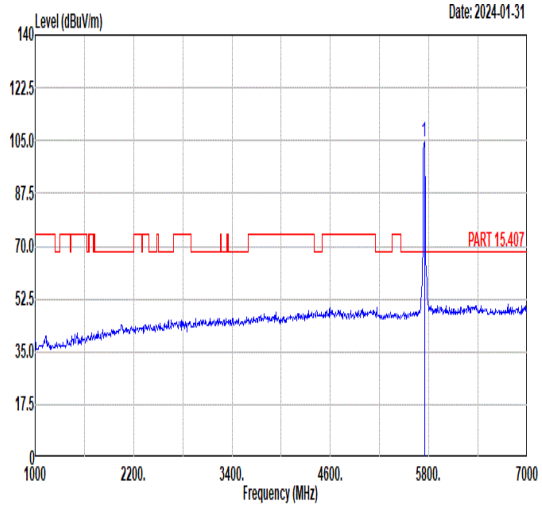 Freq Level Limit Line Margin Read Level Ant Factor Cable Loss Preamp Factor APos TPos Remark MHz dBuV/m dBuV/m dB dBuV dB/m dB dB cm deg 1 5745.00 104.43 ------ ------ 93.94 35.09 8.75 33.35 149 339 PEAK
Avg	Blank	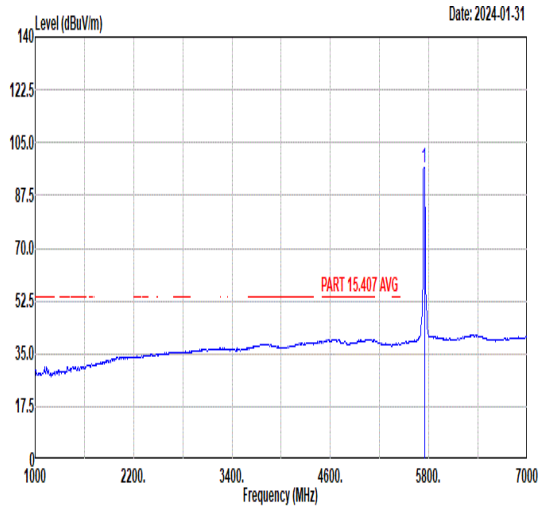 Freq Level Limit Line Margin Read Level Ant Factor Cable Loss Preamp Factor APos TPos Remark MHz dBuV/m dBuV/m dB dBuV dB/m dB dB cm deg 1 5745.00 96.68 ------ ------ 86.22 35.08 8.73 33.35 149 339 AVERAGE

Mode	55	
	Harmonic	
	U-NII-3_5.725-5.85_802.11n HT20_CH149_5745MHz	
ANT	5+7	
Pol.	Horizontal	Vertical
Peak Avg	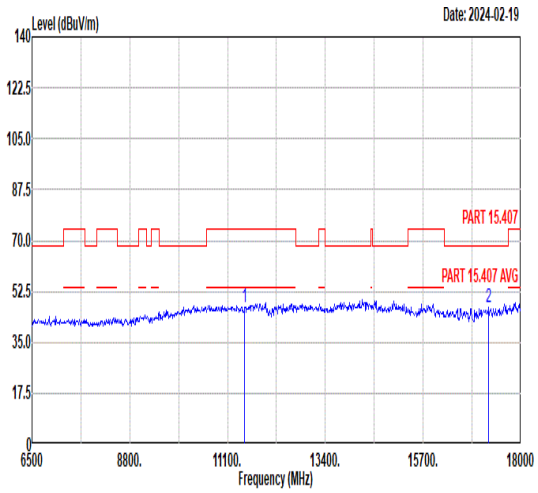 Freq Level Limit Line Margin Read Level Ant Factor Cable Loss Preamp Factor APos TPos Remark MHz dBuV/m dBuV/m dB dBuV dB/m dB dB cm deg 1 11490.00 46.90 74.00 -27.10 54.63 38.58 11.45 57.76 -- -- Peak 2 17235.00 46.83 68.30 -21.47 50.34 41.29 13.17 57.97 -- -- Peak	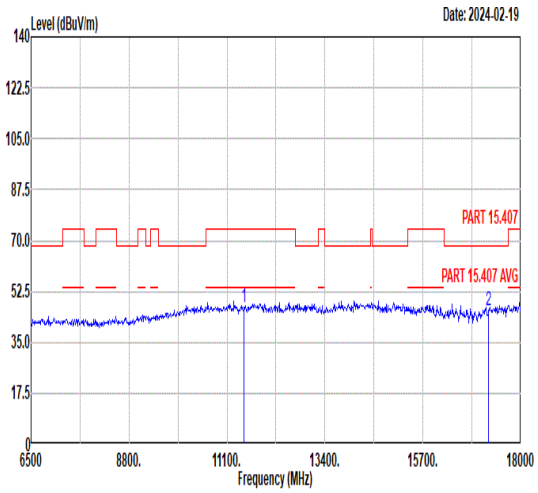 Freq Level Limit Line Margin Read Level Ant Factor Cable Loss Preamp Factor APos TPos Remark MHz dBuV/m dBuV/m dB dBuV dB/m dB dB cm deg 1 11490.00 46.95 74.00 -27.05 54.68 38.58 11.45 57.76 -- -- Peak 2 17235.00 46.11 68.30 -22.19 49.62 41.29 13.17 57.97 -- -- Peak

Mode	56	
	Harmonic	
	U-NII-3_5.725-5.85_802.11n HT20_CH157_5785MHz	
ANT	5+7	
Pol.	Horizontal	Vertical
Peak Avg	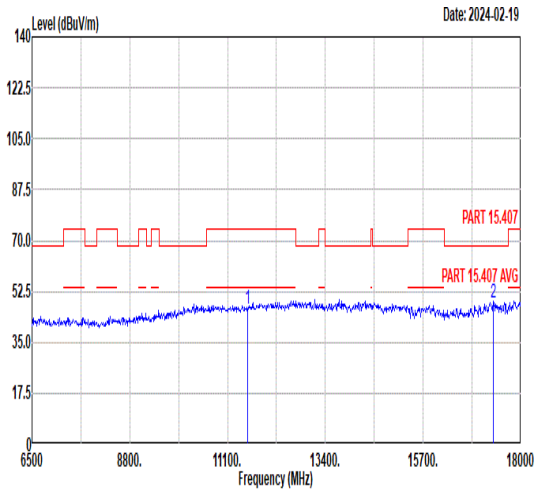 Freq Level Limit Line Margin Read Level Ant Factor Cable Loss Preamp Factor APos TPos Remark MHz dBuV/m dBuV/m dB dBuV dB/m dB dB cm deg 1 11570.00 46.72 74.00 -27.28 54.22 38.68 11.49 57.67 -- -- Peak 2 17355.00 48.74 68.30 -19.56 52.00 41.34 13.20 57.80 -- -- Peak	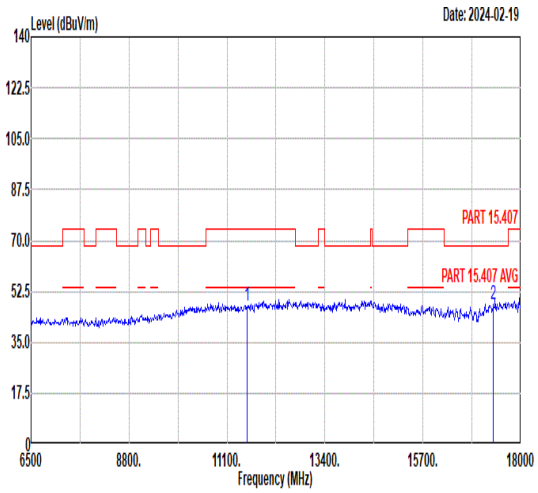 Freq Level Limit Line Margin Read Level Ant Factor Cable Loss Preamp Factor APos TPos Remark MHz dBuV/m dBuV/m dB dBuV dB/m dB dB cm deg 1 11570.00 47.30 74.00 -26.70 54.80 38.68 11.49 57.67 -- -- Peak 2 17355.00 47.97 68.30 -20.33 51.23 41.34 13.20 57.80 -- -- Peak

Mode	57	
	Band Edge	
	U-NII-3_5.725-5.85_802.11n HT20_CH165_5825MHz	
ANT	5+7	
Pol.	Horizontal	Fundamental
Peak	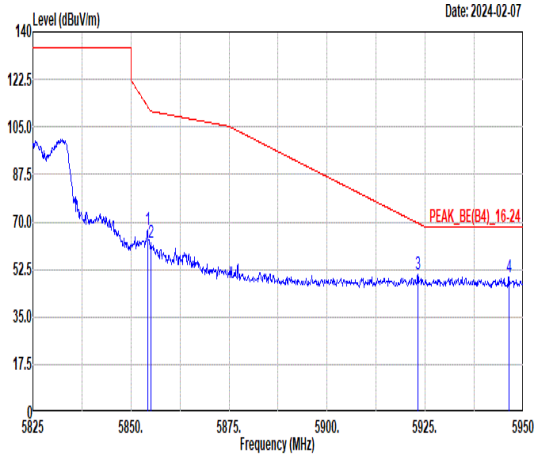 Freq Level Limit Line Margin Read Level Ant Factor Cable Loss Preamp Factor APos TPos Remark MHz dBuV/m dBuV/m dB dBuV dB/m dB dB cm deg 1 5854.25 66.92 112.51 -45.59 56.11 35.27 8.87 33.33 301 325 PEAK 2 5855.00 62.11 110.80 -48.69 51.30 35.27 8.87 33.33 301 325 PEAK 3 5923.13 50.63 69.58 -18.95 39.78 35.38 8.79 33.32 301 325 PEAK 4 5946.38 49.44 68.30 -18.86 38.57 35.42 8.76 33.31 301 325 PEAK	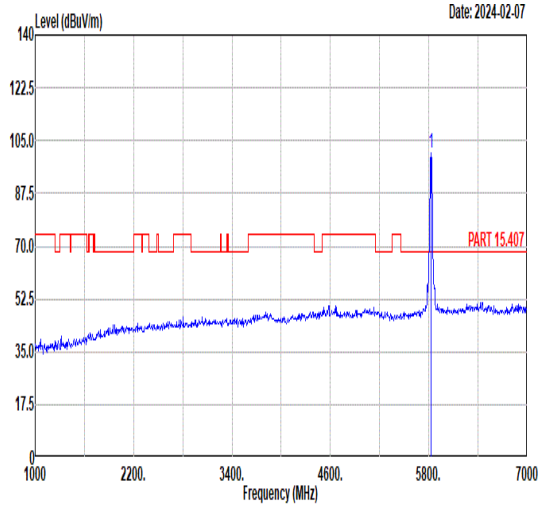 Freq Level Limit Line Margin Read Level Ant Factor Cable Loss Preamp Factor APos TPos Remark MHz dBuV/m dBuV/m dB dBuV dB/m dB dB cm deg 1 5825.00 100.73 ------ ------ 89.94 35.22 8.91 33.34 301 325 PEAK
Avg	Blank	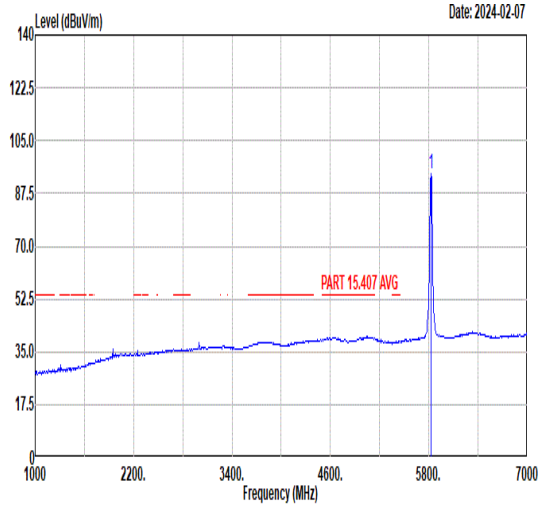 Freq Level Limit Line Margin Read Level Ant Factor Cable Loss Preamp Factor APos TPos Remark MHz dBuV/m dBuV/m dB dBuV dB/m dB dB cm deg 1 5825.00 94.24 ------ ------ 83.45 35.22 8.91 33.34 301 325 AVERAGE

Mode	57	
	Band Edge	
	U-NII-3_5.725-5.85_802.11n HT20_CH165_5825MHz	
ANT	5+7	
Pol.	Vertical	Fundamental
Peak	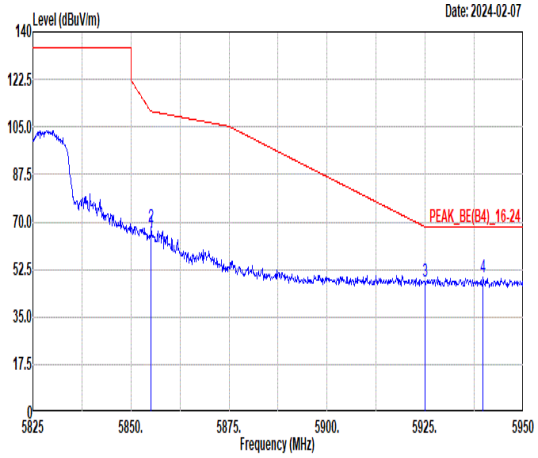 Freq Level Limit Line Margin Read Level Ant Factor Cable Loss Preamp Factor APos TPos Remark MHz dBuV/m dBuV/m dB dBuV dB/m dB dB cm deg 1 5855.00 65.82 110.80 -44.98 55.01 35.27 8.87 33.33 104 343 PEAK 2 5855.13 68.23 110.76 -42.53 57.42 35.27 8.87 33.33 104 343 PEAK 3 5924.88 48.28 68.29 -20.01 37.43 35.38 8.79 33.32 104 343 PEAK 4 5939.75 49.45 68.30 -18.85 38.58 35.41 8.77 33.31 104 343 PEAK	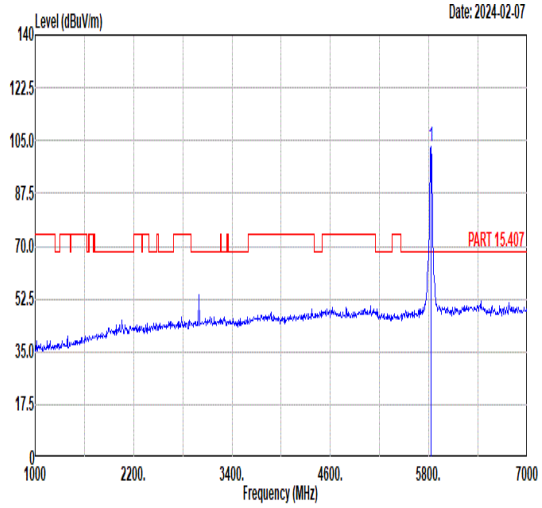 Freq Level Limit Line Margin Read Level Ant Factor Cable Loss Preamp Factor APos TPos Remark MHz dBuV/m dBuV/m dB dBuV dB/m dB dB cm deg 1 5825.00 103.24 ------ ------ 92.44 35.23 8.90 33.33 104 343 PEAK
Avg	Blank	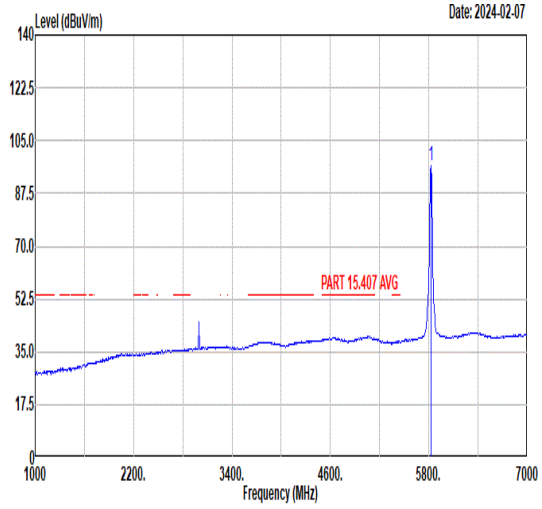 Freq Level Limit Line Margin Read Level Ant Factor Cable Loss Preamp Factor APos TPos Remark MHz dBuV/m dBuV/m dB dBuV dB/m dB dB cm deg 1 5825.00 96.56 ------ ------ 85.76 35.23 8.90 33.33 104 343 AVERAGE

Mode	57	
	Harmonic	
	U-NII-3_5.725-5.85_802.11n HT20_CH165_5825MHz	
ANT	5+7	
Pol.	Horizontal	Vertical
Peak Avg	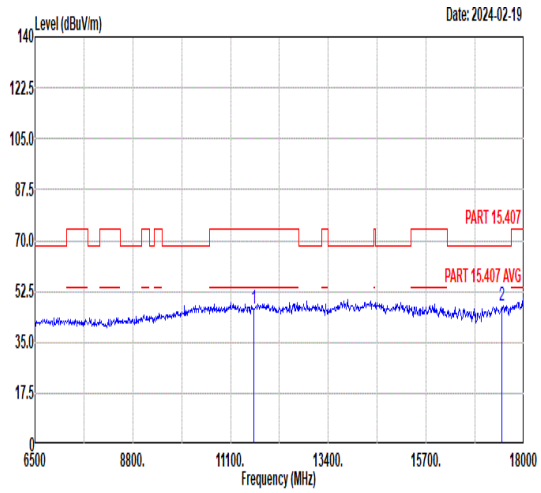 Freq Level Limit Line Margin Read Level Ant Factor Cable Loss Preamp Factor APos TPos Remark MHz dBuV/m dBuV/m dB dBuV dB/m dB dB cm deg 1 11650.00 46.68 74.00 -27.32 53.95 38.78 11.53 57.58 -- -- Peak 2 17475.00 47.49 68.30 -20.81 50.50 41.39 13.23 57.63 -- -- Peak	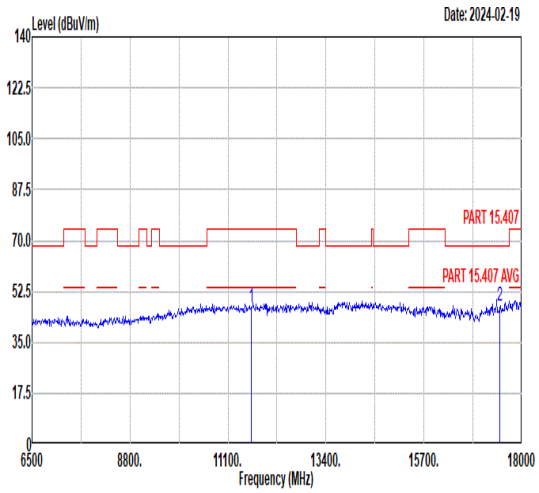 Freq Level Limit Line Margin Read Level Ant Factor Cable Loss Preamp Factor APos TPos Remark MHz dBuV/m dBuV/m dB dBuV dB/m dB dB cm deg 1 11650.00 47.02 74.00 -26.98 54.29 38.78 11.53 57.58 -- -- Peak 2 17475.00 47.80 68.30 -20.50 50.81 41.39 13.23 57.63 -- -- Peak

Mode	58	
	Band Edge - L	
	U-NII-3_5.725-5.85_802.11n HT40_CH151_5755MHz	
ANT	5+7	
Pol.	Horizontal	Fundamental
Peak	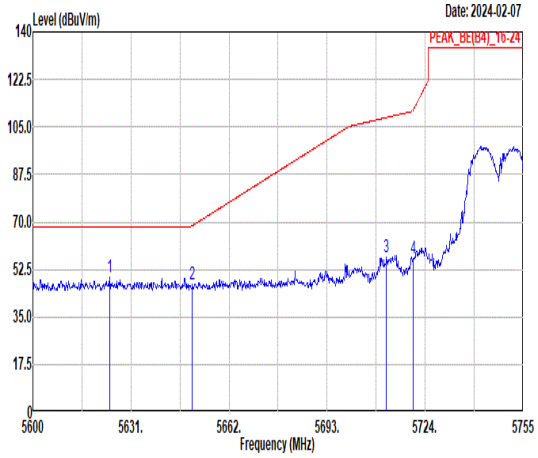 Freq Level Limit Line Margin Read Level Ant Factor Cable Loss Preamp Factor APos TPos Remark MHz dBuV/m dBuV/m dB dBuV dB/m dB dB cm deg 1 5624.18 49.80 68.30 -18.50 39.98 34.89 8.30 33.37 291 325 PEAK 2 5650.38 46.83 68.58 -21.75 36.86 34.94 8.40 33.37 291 325 PEAK 3 5711.76 57.14 108.49 -51.35 46.83 35.04 8.63 33.36 291 325 PEAK 4 5720.13 56.68 111.09 -54.41 46.33 35.05 8.66 33.36 291 325 PEAK	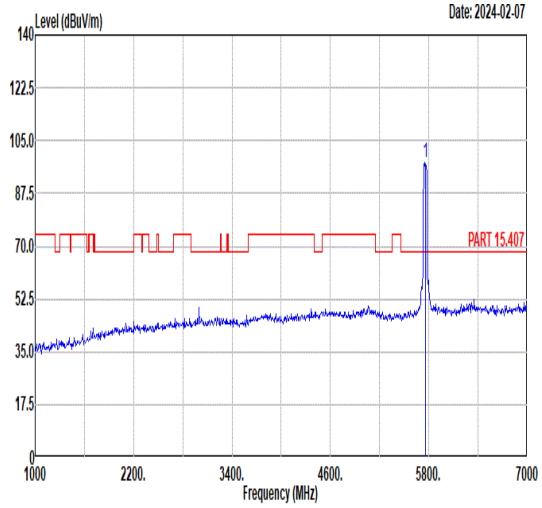 Freq Level Limit Line Margin Read Level Ant Factor Cable Loss Preamp Factor APos TPos Remark MHz dBuV/m dBuV/m dB dBuV dB/m dB dB cm deg 1 5755.00 97.64 ------ ------ 87.15 35.09 8.75 33.35 291 325 PEAK
Avg	Blank	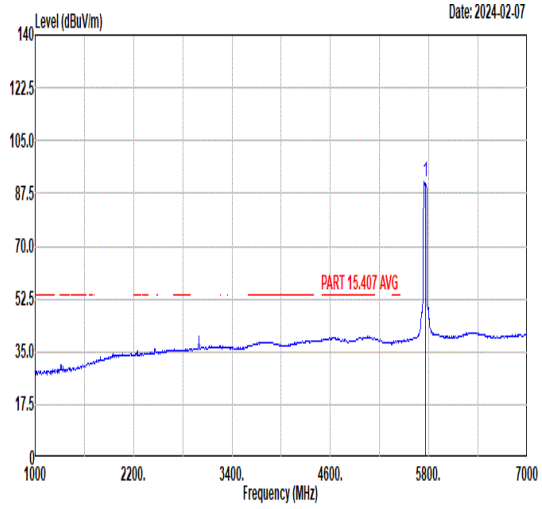 Freq Level Limit Line Margin Read Level Ant Factor Cable Loss Preamp Factor APos TPos Remark MHz dBuV/m dBuV/m dB dBuV dB/m dB dB cm deg 1 5755.00 91.16 ------ ------ 80.70 35.08 8.73 33.35 291 325 AVERAGE

Mode	58	
	Band Edge - R	
	U-NII-3_5.725-5.85_802.11n HT40_CH151_5755MHz	
ANT	5+7	
Pol.	Horizontal	Fundamental
Peak	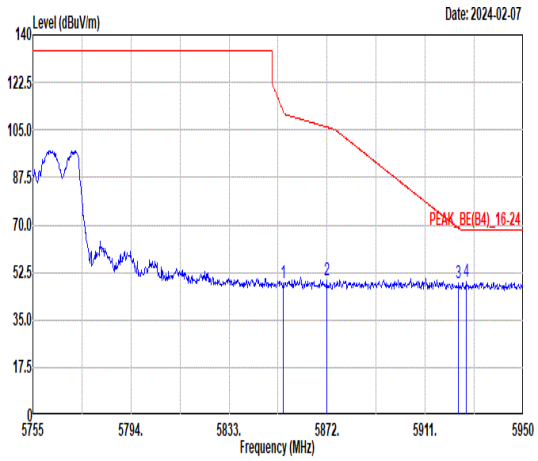 Freq Level Limit Line Margin Read Level Ant Factor Cable Loss Preamp Factor APos TPos Remark MHz dBuV/m dBuV/m dB dBuV dB/m dB dB cm deg 1 5854.65 48.64 111.61 -62.97 37.83 35.27 8.87 33.33 291 325 PEAK 2 5871.81 49.75 106.09 -56.34 38.93 35.30 8.85 33.33 291 325 PEAK 3 5924.26 48.61 68.75 -20.14 37.76 35.38 8.79 33.32 291 325 PEAK 4 5927.38 49.32 68.30 -18.98 38.46 35.39 8.79 33.32 291 325 PEAK	Blank

Mode	58	
	Band Edge - L	
	U-NII-3_5.725-5.85_802.11n HT40_CH151_5755MHz	
ANT	5+7	
Pol.	Vertical	Fundamental
Peak	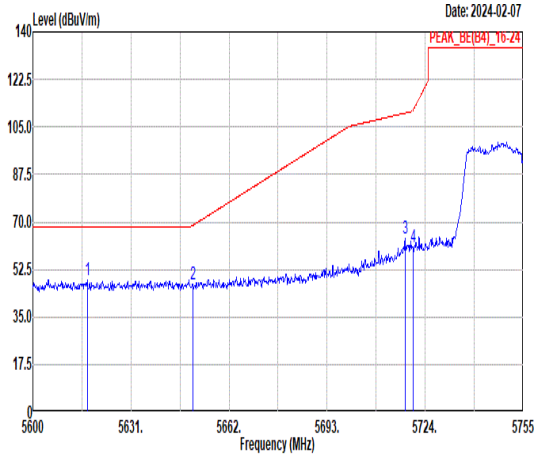 Freq Level Limit Line Margin Read Level Ant Factor Cable Loss Preamp Factor APos TPos Remark MHz dBuV/m dBuV/m dB dBuV dB/m dB dB cm deg 1 5617.21 48.70 68.30 -19.60 38.92 34.88 8.28 33.38 100 344 PEAK 2 5650.53 47.24 68.69 -21.45 37.27 34.94 8.40 33.37 100 344 PEAK 3 5717.65 63.88 110.14 -46.26 53.54 35.05 8.65 33.36 100 344 PEAK 4 5720.28 60.99 111.44 -50.45 50.64 35.05 8.66 33.36 100 344 PEAK	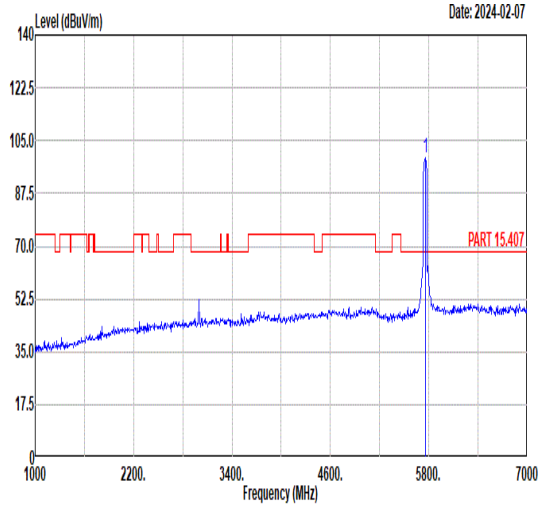 Freq Level Limit Line Margin Read Level Ant Factor Cable Loss Preamp Factor APos TPos Remark MHz dBuV/m dBuV/m dB dBuV dB/m dB dB cm deg 1 5755.00 99.43 ------ ------ 88.87 35.11 8.80 33.35 100 344 PEAK
Avg	Blank	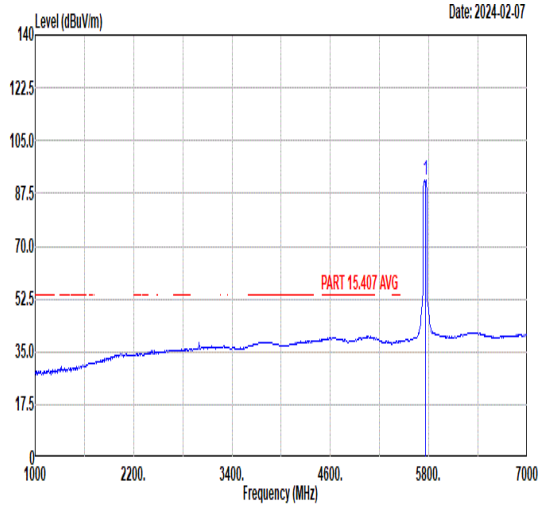 Freq Level Limit Line Margin Read Level Ant Factor Cable Loss Preamp Factor APos TPos Remark MHz dBuV/m dBuV/m dB dBuV dB/m dB dB cm deg 1 5755.00 91.79 ------ ------ 81.30 35.09 8.75 33.35 100 344 AVERAGE

Mode	58	
	Band Edge - R	
	U-NII-3_5.725-5.85_802.11n HT40_CH151_5755MHz	
ANT	5+7	
Pol.	Vertical	Fundamental
Peak	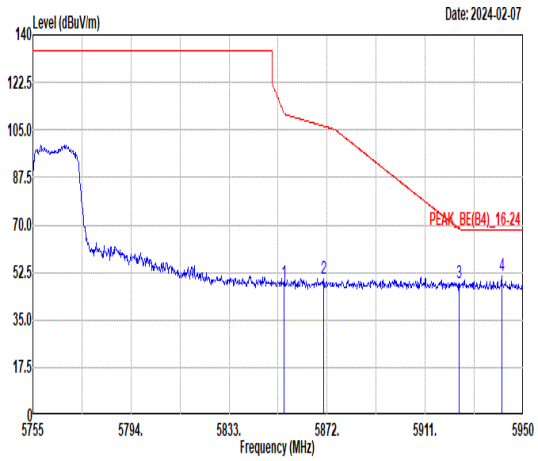 Freq Level Limit Line Margin Read Level Ant Factor Cable Loss Preamp Factor APos TPos Remark MHz dBuV/m dBuV/m dB dBuV dB/m dB dB cm deg 1 5854.84 48.64 111.17 -62.53 37.83 35.27 8.87 33.33 100 344 PEAK 2 5870.64 50.06 106.42 -56.36 39.25 35.29 8.85 33.33 100 344 PEAK 3 5924.46 48.66 68.60 -19.94 37.81 35.38 8.79 33.32 100 344 PEAK 4 5941.42 51.09 68.30 -17.21 40.22 35.41 8.77 33.31 100 344 PEAK	Blank

Mode	59	
	Band Edge - L	
	U-NII-3_5.725-5.85_802.11n HT40_CH159_5795MHz	
ANT	5+7	
Pol.	Horizontal	Fundamental
Peak	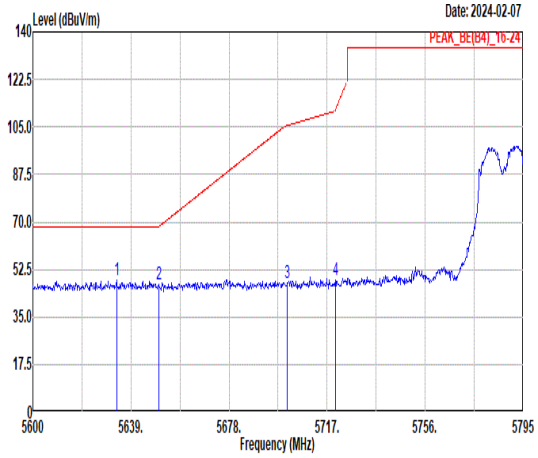 Freq Level Limit Line Margin Read Level Ant Factor Cable Loss Preamp Factor APos TPos Remark MHz dBuV/m dBuV/m dB dBuV dB/m dB dB cm deg 1 5633.35 48.37 68.30 -19.93 38.49 34.91 8.34 33.37 288 325 PEAK 2 5650.12 46.85 68.39 -21.54 36.88 34.94 8.40 33.37 288 325 PEAK 3 5701.21 47.72 105.54 -57.82 37.47 35.02 8.59 33.36 288 325 PEAK 4 5720.32 48.62 111.52 -62.90 38.27 35.05 8.66 33.36 288 325 PEAK	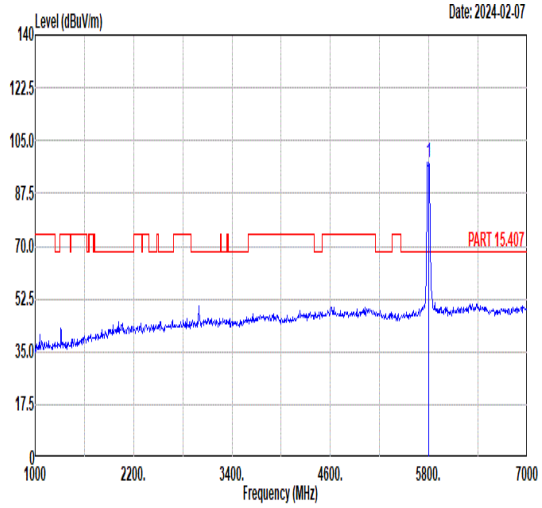 Freq Level Limit Line Margin Read Level Ant Factor Cable Loss Preamp Factor APos TPos Remark MHz dBuV/m dBuV/m dB dBuV dB/m dB dB cm deg 1 5795.00 97.79 ------ ------ 87.10 35.15 8.88 33.34 288 325 PEAK
Avg	Blank	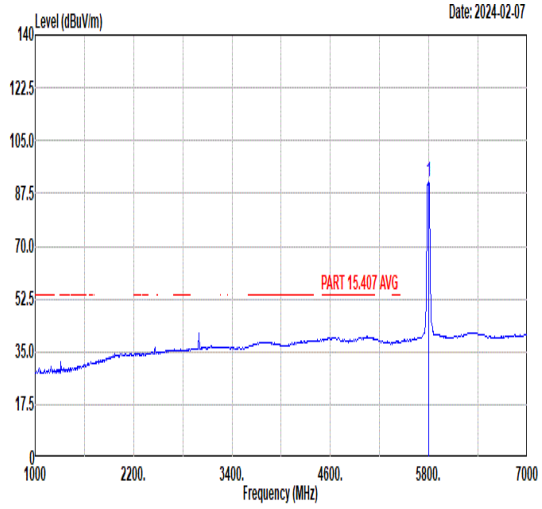 Freq Level Limit Line Margin Read Level Ant Factor Cable Loss Preamp Factor APos TPos Remark MHz dBuV/m dBuV/m dB dBuV dB/m dB dB cm deg 1 5795.00 91.16 ------ ------ 80.40 35.17 8.93 33.34 288 325 AVERAGE

Mode	59	
	Band Edge - R	
	U-NII-3_5.725-5.85_802.11n HT40_CH159_5795MHz	
ANT	5+7	
Pol.	Horizontal	Fundamental
Peak	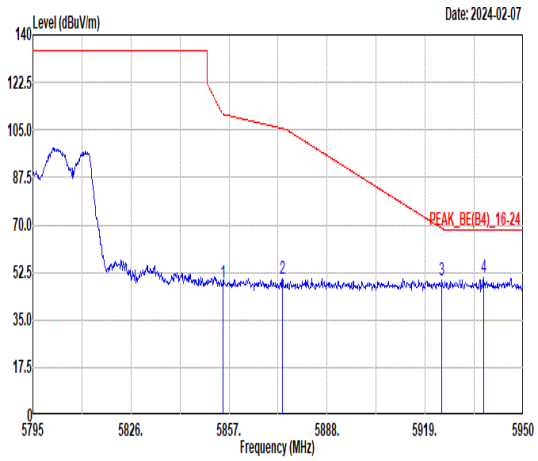 Freq Level Limit Line Margin Read Level Ant Factor Cable Loss Preamp Factor APos TPos Remark MHz dBuV/m dBuV/m dB dBuV dB/m dB dB cm deg 1 5854.99 48.37 110.83 -62.46 37.56 35.27 8.87 33.33 288 325 PEAK 2 5873.90 49.95 105.51 -55.56 39.13 35.30 8.85 33.33 288 325 PEAK 3 5924.27 49.55 68.74 -19.19 38.70 35.38 8.79 33.32 288 325 PEAK 4 5937.45 50.59 68.30 -17.71 39.73 35.40 8.77 33.31 288 325 PEAK	Blank

Mode	59	
	Band Edge - L	
	U-NII-3_5.725-5.85_802.11n HT40_CH159_5795MHz	
ANT	5+7	
Pol.	Vertical	Fundamental
Peak	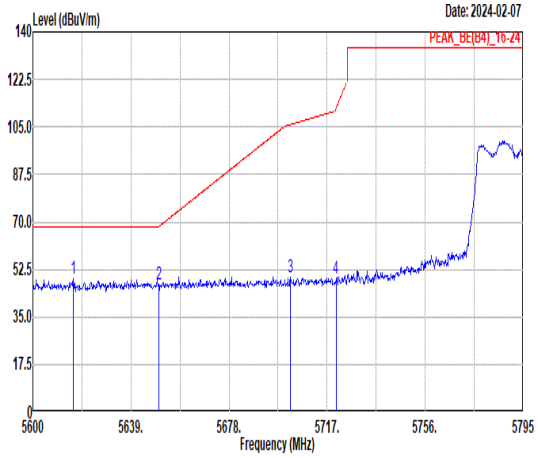 Freq Level Limit Line Margin Read Level Ant Factor Cable Loss Preamp Factor APos TPos Remark MHz dBuV/m dBuV/m dB dBuV dB/m dB dB cm deg 1 5615.99 49.10 68.30 -19.20 39.33 34.88 8.27 33.38 225 311 PEAK 2 5650.12 46.86 68.39 -21.53 36.89 34.94 8.40 33.37 225 311 PEAK 3 5702.38 49.49 105.87 -56.38 39.24 35.02 8.59 33.36 225 311 PEAK 4 5720.51 49.13 111.96 -62.83 38.78 35.05 8.66 33.36 225 311 PEAK	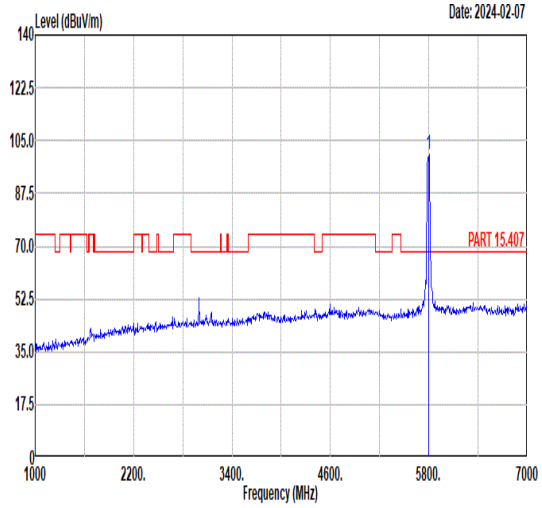 Freq Level Limit Line Margin Read Level Ant Factor Cable Loss Preamp Factor APos TPos Remark MHz dBuV/m dBuV/m dB dBuV dB/m dB dB cm deg 1 5795.00 100.64 ------ ------ 89.86 35.19 8.93 33.34 225 311 PEAK
Avg	Blank	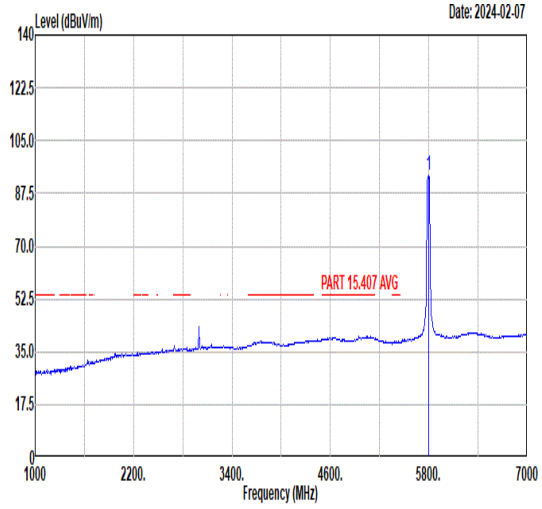 Freq Level Limit Line Margin Read Level Ant Factor Cable Loss Preamp Factor APos TPos Remark MHz dBuV/m dBuV/m dB dBuV dB/m dB dB cm deg 1 5795.00 93.35 ------ ------ 82.57 35.18 8.94 33.34 225 311 AVERAGE

Mode	59	
	Band Edge - R	
	U-NII-3_5.725-5.85_802.11n HT40_CH159_5795MHz	
ANT	5+7	
Pol.	Vertical	Fundamental
Peak	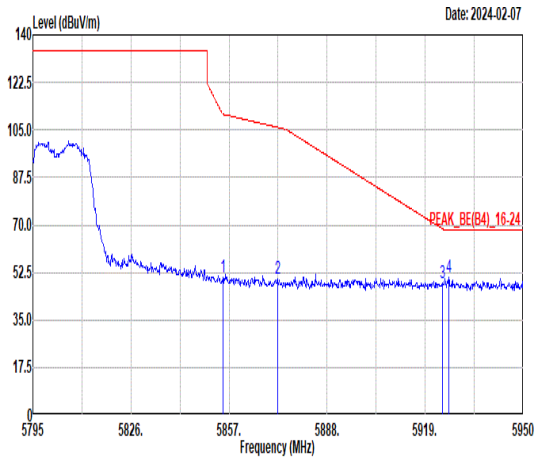 Freq Level Limit Line Margin Read Level Ant Factor Cable Loss Preamp Factor APos TPos Remark MHz dBuV/m dBuV/m dB dBuV dB/m dB dB cm deg 1 5854.99 50.83 110.83 -60.00 40.02 35.27 8.87 33.33 225 311 PEAK 2 5872.50 50.15 105.90 -55.75 39.33 35.30 8.85 33.33 225 311 PEAK 3 5924.58 48.44 68.51 -20.07 37.59 35.38 8.79 33.32 225 311 PEAK 4 5926.44 50.51 68.30 -17.79 39.66 35.38 8.79 33.32 225 311 PEAK	Blank

Mode	60	
	Band Edge - L	
	U-NII-3_5.725-5.85_802.11ac VHT80_CH155_5775MHz	
ANT	5+7	
Pol.	Horizontal	Fundamental
Peak	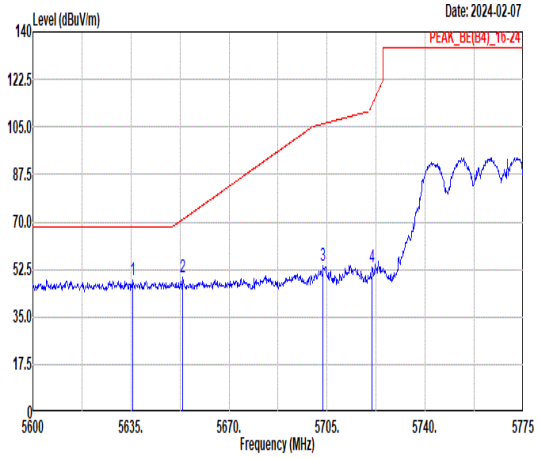 Freq Level Limit Line Margin Read Level Ant Factor Cable Loss Preamp Factor APos TPos Remark MHz dBuV/m dBuV/m dB dBuV dB/m dB dB cm deg 1 5635.53 48.45 68.30 -19.85 38.57 34.91 8.34 33.37 294 322 PEAK 2 5653.55 49.49 70.93 -21.44 39.51 34.94 8.41 33.37 294 322 PEAK 3 5703.60 53.70 106.21 -52.51 43.44 35.02 8.60 33.36 294 322 PEAK 4 5721.10 53.12 113.31 -60.19 42.77 35.05 8.66 33.36 294 322 PEAK	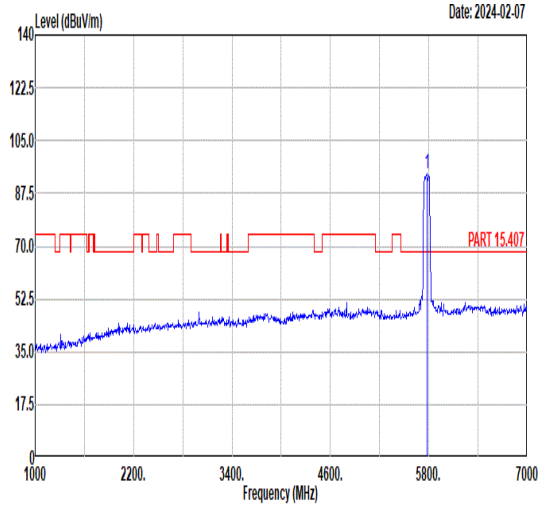 Freq Level Limit Line Margin Read Level Ant Factor Cable Loss Preamp Factor APos TPos Remark MHz dBuV/m dBuV/m dB dBuV dB/m dB dB cm deg 1 5775.00 93.95 ------ ------ 83.26 35.15 8.88 33.34 294 322 PEAK
Avg	Blank	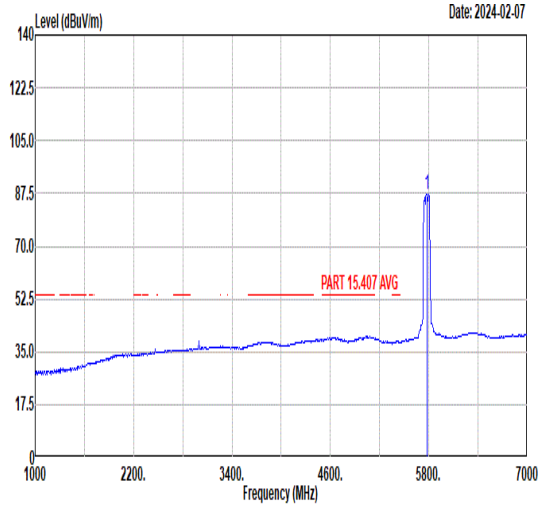 Freq Level Limit Line Margin Read Level Ant Factor Cable Loss Preamp Factor APos TPos Remark MHz dBuV/m dBuV/m dB dBuV dB/m dB dB cm deg 1 5775.00 87.22 ------ ------ 76.53 35.15 8.88 33.34 294 322 AVERAGE

Mode	60	
	Band Edge - R	
	U-NII-3_5.725-5.85_802.11ac VHT80_CH155_5775MHz	
ANT	5+7	
Pol.	Horizontal	Fundamental
Peak	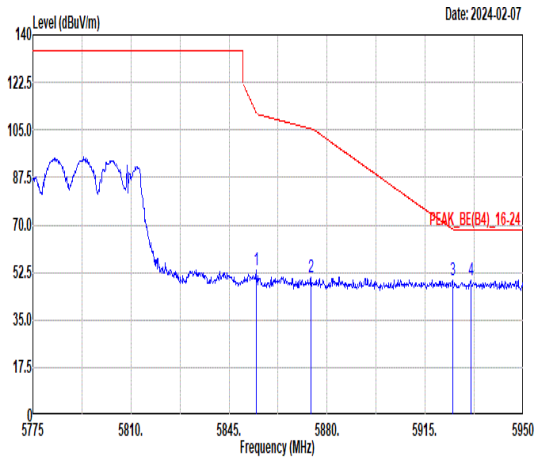 Freq / Level / Limit Line / Margin / Read Level / Ant Factor / Cable Loss / Preamp Factor / APos / TPos / Remark MHz / dBuV/m / dBuV/m / dB / dBuV / dB/m / dB / dB / cm / deg 1 5854.63 53.12 111.65 -58.53 42.31 35.27 8.87 33.33 294 322 PEAK 2 5874.23 50.62 105.42 -54.80 39.80 35.30 8.85 33.33 294 322 PEAK 3 5924.80 49.64 68.35 -18.71 38.79 35.38 8.79 33.32 294 322 PEAK 4 5931.28 49.49 68.30 -18.81 38.64 35.39 8.78 33.32 294 322 PEAK	Blank

Mode	60	
	Band Edge - L	
	U-NII-3_5.725-5.85_802.11ac VHT80_CH155_5775MHz	
ANT	5+7	
Pol.	Vertical	Fundamental
Peak	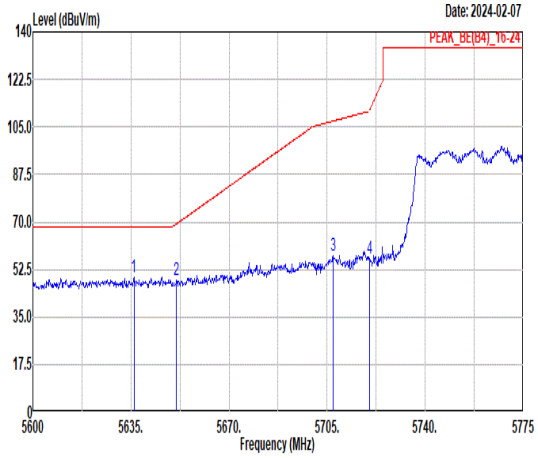 Freq Level Limit Line Margin Read Level Ant Factor Cable Loss Preamp Factor APos TPos Remark MHz dBuV/m dBuV/m dB dBuV dB/m dB dB cm deg 1 5636.05 49.79 68.30 -18.51 39.90 34.91 8.35 33.37 213 288 PEAK 2 5651.28 48.41 69.24 -20.83 38.44 34.94 8.40 33.37 213 288 PEAK 3 5707.10 57.33 107.19 -49.86 47.05 35.03 8.61 33.36 213 288 PEAK 4 5720.23 56.43 111.31 -54.88 46.08 35.05 8.66 33.36 213 288 PEAK	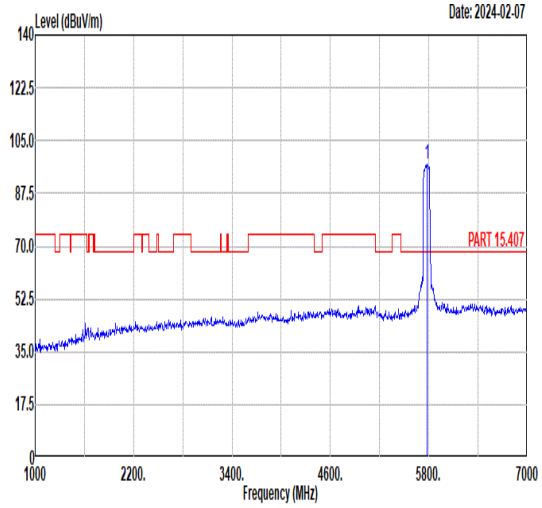 Freq Level Limit Line Margin Read Level Ant Factor Cable Loss Preamp Factor APos TPos Remark MHz dBuV/m dBuV/m dB dBuV dB/m dB dB cm deg 1 5775.00 97.07 ------ ------ 86.42 35.14 8.86 33.35 213 288 PEAK
Avg	Blank	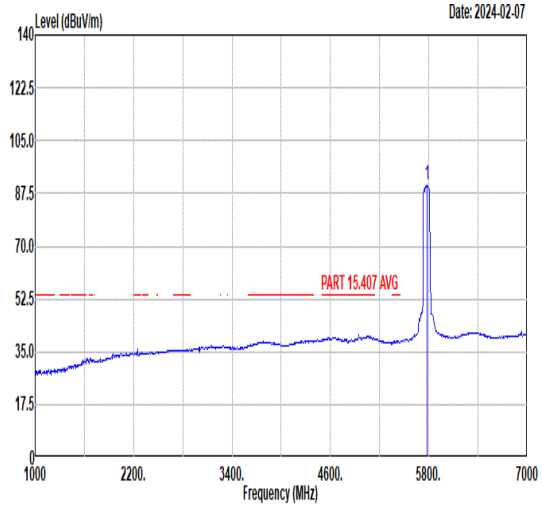 Freq Level Limit Line Margin Read Level Ant Factor Cable Loss Preamp Factor APos TPos Remark MHz dBuV/m dBuV/m dB dBuV dB/m dB dB cm deg 1 5775.00 90.47 ------ ------ 79.82 35.14 8.86 33.35 213 288 AVERAGE

Mode	60	
	Band Edge - R	
	U-NII-3_5.725-5.85_802.11ac VHT80_CH155_5775MHz	
ANT	5+7	
Pol.	Vertical	Fundamental
Peak	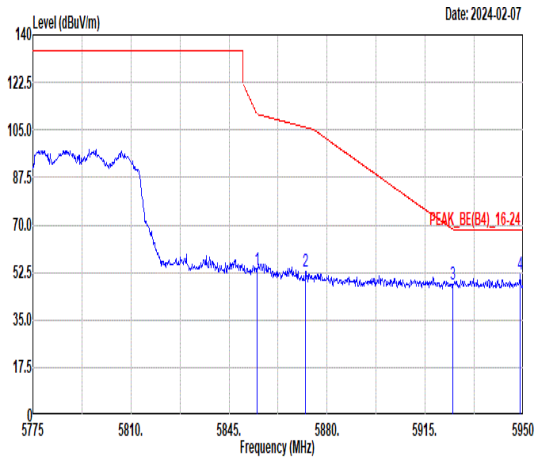 Freq Level Limit Line Margin Read Level Ant Factor Cable Loss Preamp Factor APos TPos Remark MHz dBuV/m dBuV/m dB dBuV dB/m dB dB cm deg 1 5854.98 53.44 110.86 -57.42 42.63 35.27 8.87 33.33 213 288 PEAK 2 5872.30 53.08 105.95 -52.87 42.26 35.30 8.85 33.33 213 288 PEAK 3 5924.98 48.32 68.22 -19.90 37.47 35.38 8.79 33.32 213 288 PEAK 4 5948.95 51.96 68.30 -16.34 41.09 35.42 8.76 33.31 213 288 PEAK	Blank

Mode	60	
	Harmonic	
	U-NII-3_5.725-5.85_802.11ac VHT80_CH155_5775MHz	
ANT	5+7	
Pol.	Horizontal	Vertical
Peak Avg	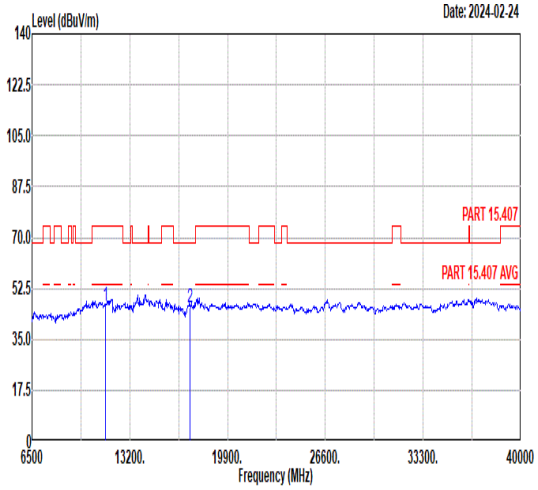 Freq Level Limit Line Margin Read Level Ant Factor Cable Loss Preamp Factor APos TPos Remark MHz dBuV/m dBuV/m dB dBuV dB/m dB dB cm deg 1 11550.00 46.60 74.00 -27.40 54.16 38.65 11.48 57.69 -- -- Peak 2 17325.00 45.80 68.30 -22.50 49.12 41.33 13.19 57.84 -- -- Peak	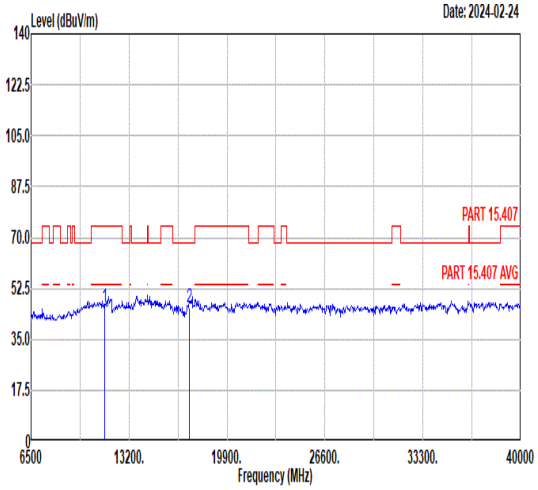 Freq Level Limit Line Margin Read Level Ant Factor Cable Loss Preamp Factor APos TPos Remark MHz dBuV/m dBuV/m dB dBuV dB/m dB dB cm deg 1 11550.00 46.02 74.00 -27.98 53.58 38.65 11.48 57.69 -- -- Peak 2 17325.00 45.92 68.30 -22.38 49.24 41.33 13.19 57.84 -- -- Peak

Mode	61	
	Band Edge	
	U-NII-3_5.725-5.85_802.11ax HE20_CH149_Full RU_5745MHz	
ANT	5+7	
Pol.	Horizontal	Fundamental
Peak	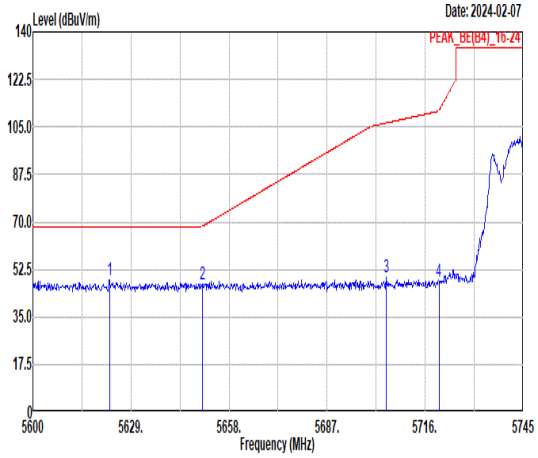 Freq Level Limit Line Margin Read Level Ant Factor Cable Loss Preamp Factor APos TPos Remark MHz dBuV/m dBuV/m dB dBuV dB/m dB dB cm deg 1 5622.62 48.79 68.30 -19.51 38.97 34.89 8.30 33.37 299 329 PEAK 2 5650.17 47.19 68.43 -21.24 37.22 34.94 8.40 33.37 299 329 PEAK 3 5704.40 49.67 106.43 -56.76 39.41 35.02 8.60 33.36 299 329 PEAK 4 5720.06 48.29 110.94 -62.65 37.94 35.05 8.66 33.36 299 329 PEAK	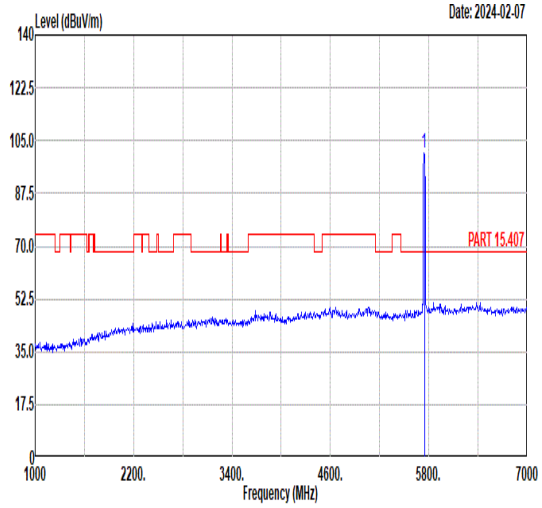 Freq Level Limit Line Margin Read Level Ant Factor Cable Loss Preamp Factor APos TPos Remark MHz dBuV/m dBuV/m dB dBuV dB/m dB dB cm deg 1 5745.00 100.95 ------ ------ 90.49 35.08 8.73 33.35 299 329 PEAK
Avg	Blank	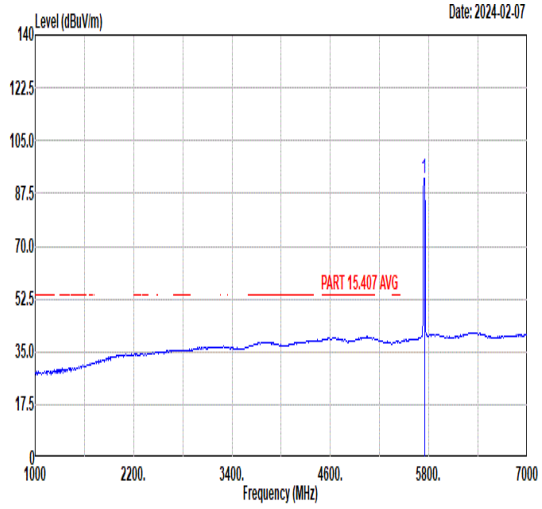 Freq Level Limit Line Margin Read Level Ant Factor Cable Loss Preamp Factor APos TPos Remark MHz dBuV/m dBuV/m dB dBuV dB/m dB dB cm deg 1 5745.00 92.51 ------ ------ 82.02 35.09 8.75 33.35 299 329 AVERAGE

Mode	61	
	Band Edge	
	U-NII-3_5.725-5.85_802.11ax HE20_CH149_Full RU_5745MHz	
ANT	5+7	
Pol.	Vertical	Fundamental
Peak	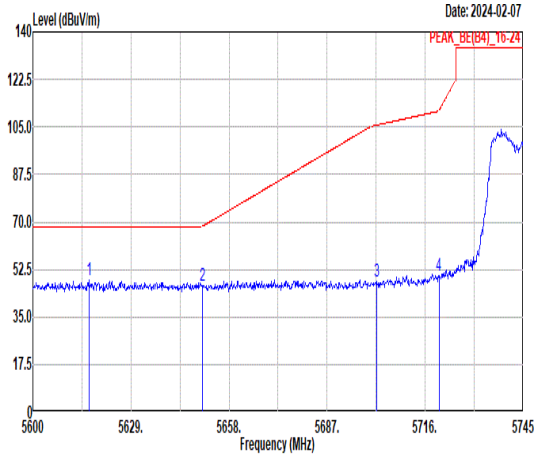 Freq Level Limit Line Margin Read Level Ant Factor Cable Loss Preamp Factor APos TPos Remark MHz dBuV/m dBuV/m dB dBuV dB/m dB dB cm deg 1 5616.53 48.83 68.30 -19.47 39.06 34.88 8.27 33.38 210 323 PEAK 2 5650.03 46.47 68.32 -21.85 36.50 34.94 8.40 33.37 210 323 PEAK 3 5701.65 48.12 105.66 -57.54 37.87 35.02 8.59 33.36 210 323 PEAK 4 5720.06 50.26 110.94 -60.68 39.91 35.05 8.66 33.36 210 323 PEAK	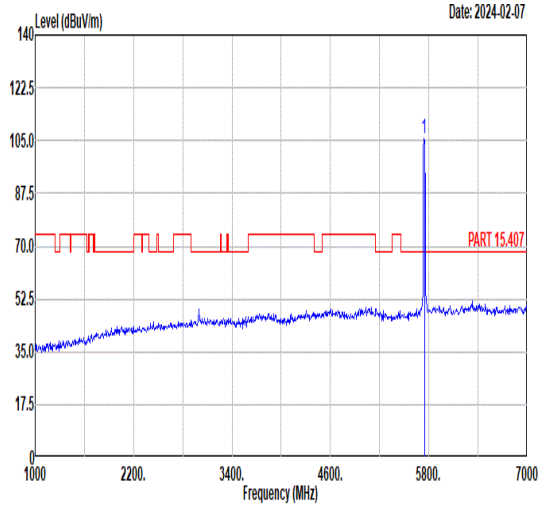 Freq Level Limit Line Margin Read Level Ant Factor Cable Loss Preamp Factor APos TPos Remark MHz dBuV/m dBuV/m dB dBuV dB/m dB dB cm deg 1 5745.00 105.67 ------ ------ 95.21 35.08 8.73 33.35 210 323 PEAK
Avg	Blank	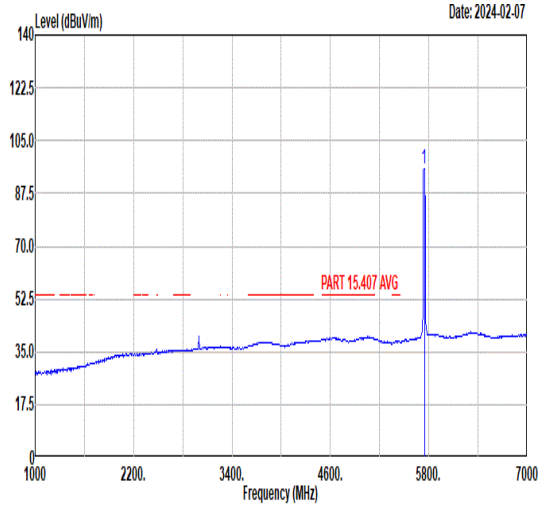 Freq Level Limit Line Margin Read Level Ant Factor Cable Loss Preamp Factor APos TPos Remark MHz dBuV/m dBuV/m dB dBuV dB/m dB dB cm deg 1 5745.00 95.62 ------ ------ 85.13 35.09 8.75 33.35 210 323 AVERAGE

Mode	61	
	Harmonic	
	U-NII-3_5.725-5.85_802.11ax HE20_CH149_Full RU_5745MHz	
ANT	5+7	
Pol.	Horizontal	Vertical
Peak Avg	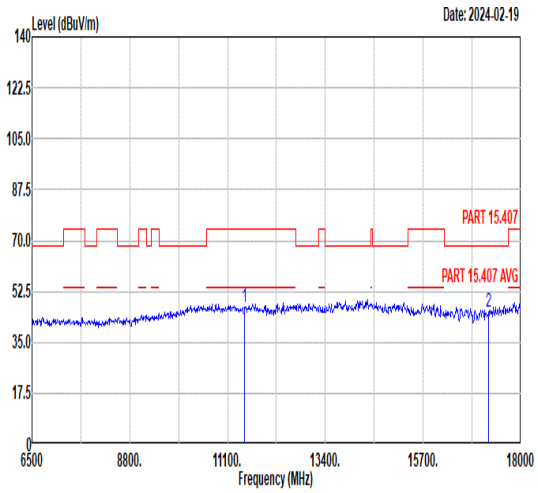 Freq Level Limit Line Margin Read Level Ant Factor Cable Loss Preamp Factor APos TPos Remark MHz dBuV/m dBuV/m dB dBuV dB/m dB dB cm deg 1 11490.00 46.81 74.00 -27.19 54.54 38.58 11.45 57.76 -- -- Peak 2 17235.00 45.37 68.30 -22.93 48.88 41.29 13.17 57.97 -- -- Peak	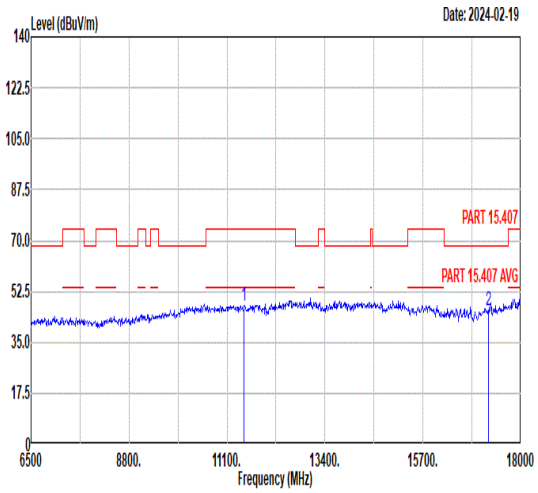 Freq Level Limit Line Margin Read Level Ant Factor Cable Loss Preamp Factor APos TPos Remark MHz dBuV/m dBuV/m dB dBuV dB/m dB dB cm deg 1 11490.00 47.71 74.00 -26.29 55.44 38.58 11.45 57.76 -- -- Peak 2 17235.00 45.97 68.30 -22.33 49.48 41.29 13.17 57.97 -- -- Peak

Mode	62	
	Harmonic	
	U-NII-3_5.725-5.85_802.11ax HE20_CH157_Full RU_5785MHz	
ANT	5+7	
Pol.	Horizontal	Vertical
Peak Avg	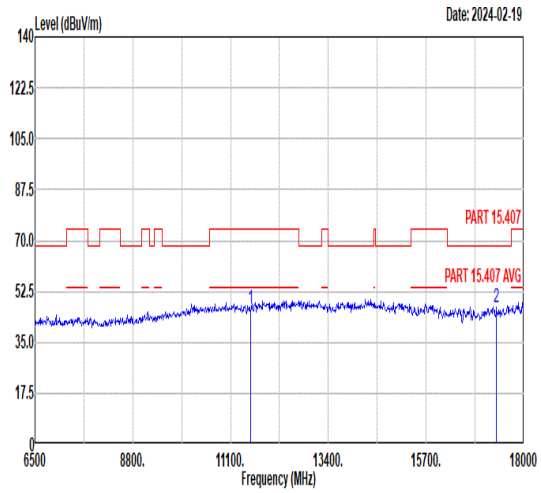 Freq Level Limit Line Margin Read Level Ant Factor Cable Loss Preamp Factor APos TPos Remark MHz dBuV/m dBuV/m dB dBuV dB/m dB dB cm deg 1 11570.00 46.70 74.00 -27.30 54.20 38.68 11.49 57.67 -- -- Peak 2 17355.00 46.86 68.30 -21.44 50.12 41.34 13.20 57.80 -- -- Peak	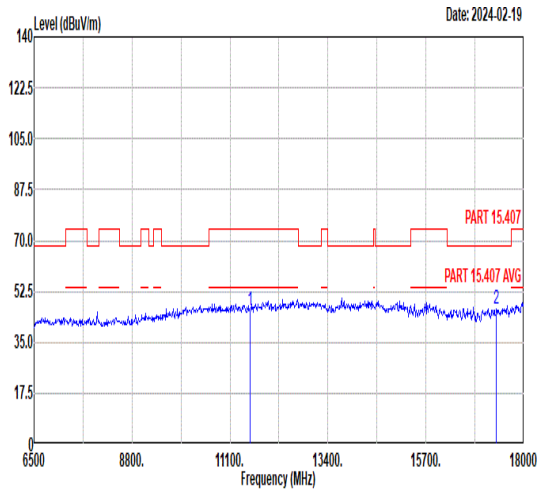 Freq Level Limit Line Margin Read Level Ant Factor Cable Loss Preamp Factor APos TPos Remark MHz dBuV/m dBuV/m dB dBuV dB/m dB dB cm deg 1 11570.00 46.18 74.00 -27.82 53.68 38.68 11.49 57.67 -- -- Peak 2 17355.00 46.57 68.30 -21.73 49.83 41.34 13.20 57.80 -- -- Peak

Mode	63	
	Band Edge	
	U-NII-3_5.725-5.85_802.11ax HE20_CH165_Full RU_5825MHz	
ANT	5+7	
Pol.	Horizontal	Fundamental
Peak	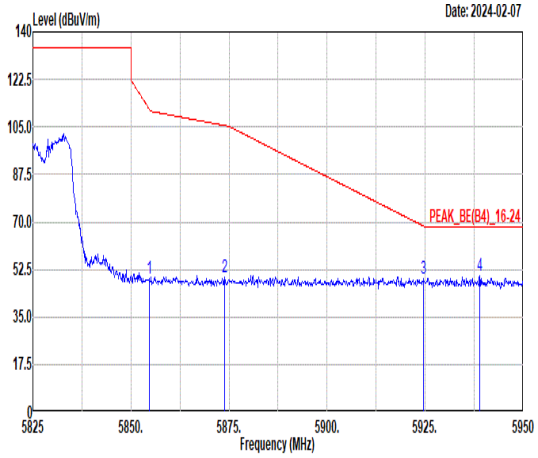 Freq Level Limit Line Margin Read Level Ant Factor Cable Loss Preamp Factor APos TPos Remark MHz dBuV/m dBuV/m dB dBuV dB/m dB dB cm deg 1 5854.75 49.20 111.37 -62.17 38.39 35.27 8.87 33.33 289 326 PEAK 2 5873.88 49.79 105.51 -55.72 38.97 35.30 8.85 33.33 289 326 PEAK 3 5924.63 49.13 68.48 -19.35 38.28 35.38 8.79 33.32 289 326 PEAK 4 5938.88 50.18 68.30 -18.12 39.32 35.40 8.77 33.31 289 326 PEAK	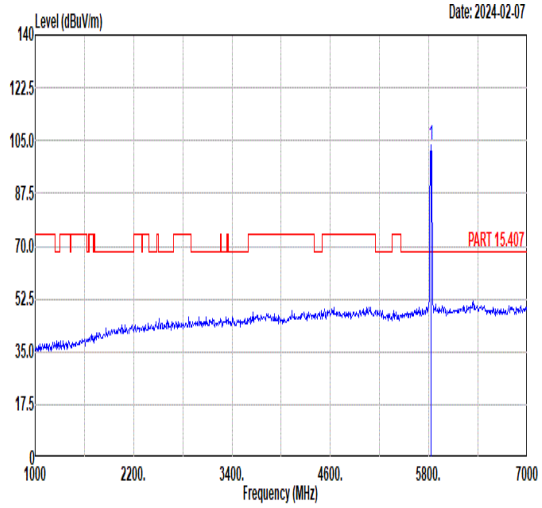 Freq Level Limit Line Margin Read Level Ant Factor Cable Loss Preamp Factor APos TPos Remark MHz dBuV/m dBuV/m dB dBuV dB/m dB dB cm deg 1 5825.00 103.32 ------ ------ 92.53 35.22 8.91 33.34 289 326 PEAK
Avg	Blank	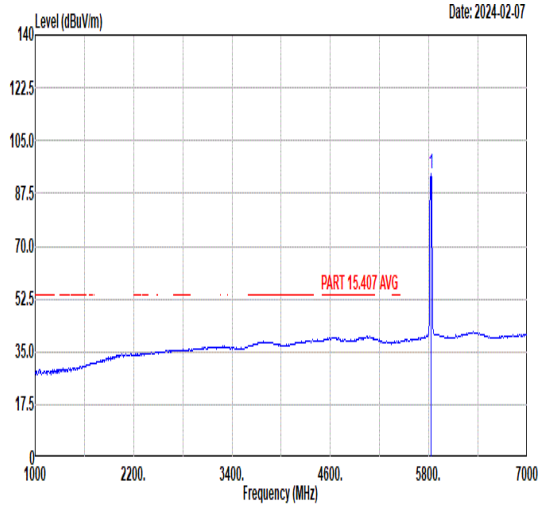 Freq Level Limit Line Margin Read Level Ant Factor Cable Loss Preamp Factor APos TPos Remark MHz dBuV/m dBuV/m dB dBuV dB/m dB dB cm deg 1 5825.00 94.13 ------ ------ 83.34 35.22 8.91 33.34 289 326 AVERAGE

Mode	63	
	Band Edge	
	U-NII-3_5.725-5.85_802.11ax HE20_CH165_Full RU_5825MHz	
ANT	5+7	
Pol.	Vertical	Fundamental
Peak	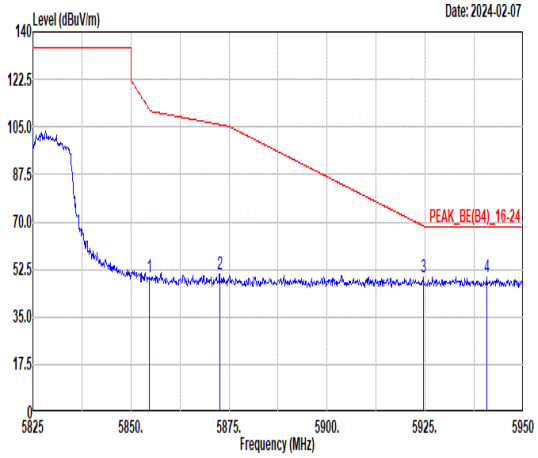 Freq Level Limit Line Margin Read Level Ant Factor Cable Loss Preamp Factor APos TPos Remark MHz dBuV/m dBuV/m dB dBuV dB/m dB dB cm deg 1 5854.75 49.58 111.37 -61.79 38.77 35.27 8.87 33.33 130 344 PEAK 2 5872.63 50.69 105.86 -55.17 39.87 35.30 8.85 33.33 130 344 PEAK 3 5924.50 49.64 68.57 -18.93 38.79 35.38 8.79 33.32 130 344 PEAK 4 5940.63 49.57 68.30 -18.73 38.70 35.41 8.77 33.31 130 344 PEAK	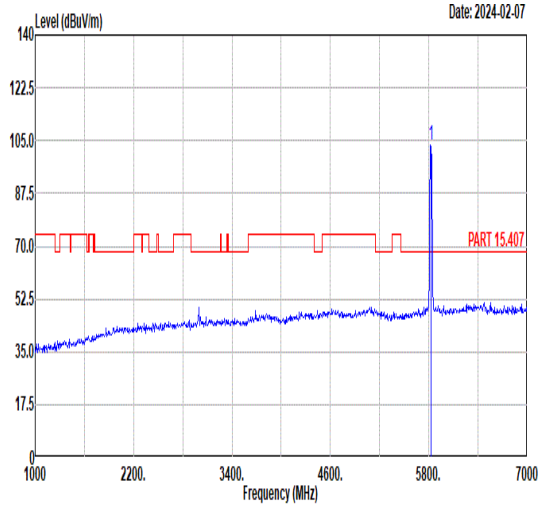 Freq Level Limit Line Margin Read Level Ant Factor Cable Loss Preamp Factor APos TPos Remark MHz dBuV/m dBuV/m dB dBuV dB/m dB dB cm deg 1 5825.00 103.43 ------ ------ 92.64 35.21 8.92 33.34 130 344 PEAK
Avg	Blank	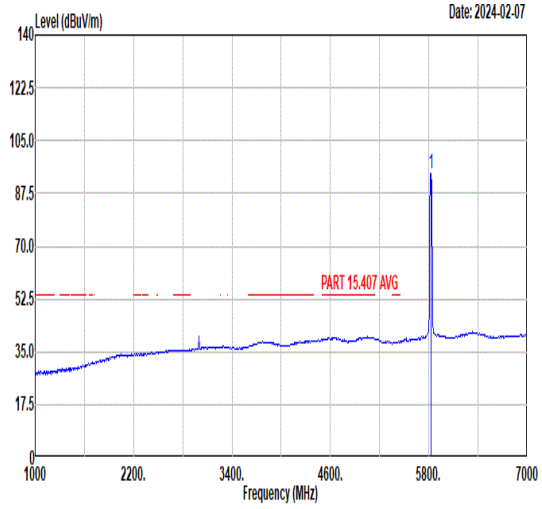 Freq Level Limit Line Margin Read Level Ant Factor Cable Loss Preamp Factor APos TPos Remark MHz dBuV/m dBuV/m dB dBuV dB/m dB dB cm deg 1 5825.00 94.08 ------ ------ 83.28 35.23 8.90 33.33 130 344 AVERAGE

Mode	63	
	Harmonic	
	U-NII-3_5.725-5.85_802.11ax HE20_CH165_Full RU_5825MHz	
ANT	5+7	
Pol.	Horizontal	Vertical
Peak Avg	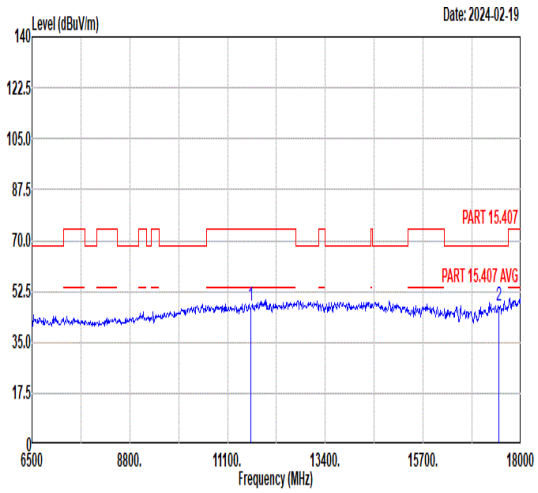 Freq Level Limit Line Margin Read Level Ant Factor Cable Loss Preamp Factor APos TPos Remark MHz dBuV/m dBuV/m dB dBuV dB/m dB dB cm deg 1 11650.00 47.71 74.00 -26.29 54.98 38.78 11.53 57.58 -- -- Peak 2 17475.00 47.72 68.30 -20.58 50.73 41.39 13.23 57.63 -- -- Peak	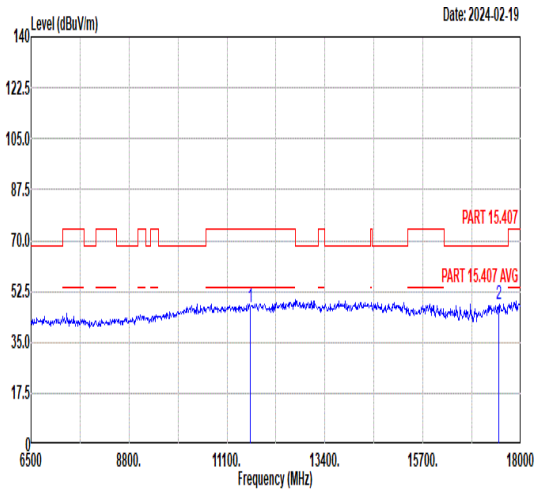 Freq Level Limit Line Margin Read Level Ant Factor Cable Loss Preamp Factor APos TPos Remark MHz dBuV/m dBuV/m dB dBuV dB/m dB dB cm deg 1 11650.00 47.03 74.00 -26.97 54.30 38.78 11.53 57.58 -- -- Peak 2 17475.00 48.25 68.30 -20.05 51.26 41.39 13.23 57.63 -- -- Peak

Mode	64	
	Band Edge - L	
	U-NII-3_5.725-5.85_802.11ax HE40_CH151_Full RU_5755MHz	
ANT	5+7	
Pol.	Horizontal	Fundamental
Peak	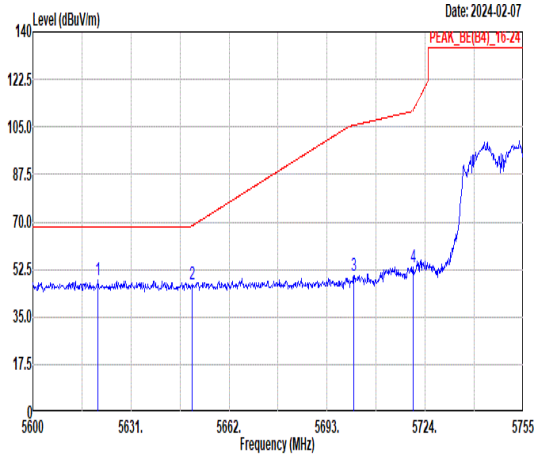 Freq Level Limit Line Margin Read Level Ant Factor Cable Loss Preamp Factor APos TPos Remark MHz dBuV/m dBuV/m dB dBuV dB/m dB dB cm deg 1 5620.62 48.39 68.30 -19.91 38.59 34.89 8.29 33.38 296 325 PEAK 2 5650.22 47.03 68.46 -21.43 37.06 34.94 8.40 33.37 296 325 PEAK 3 5701.53 50.24 105.63 -55.39 39.99 35.02 8.59 33.36 296 325 PEAK 4 5720.13 53.36 111.09 -57.73 43.01 35.05 8.66 33.36 296 325 PEAK	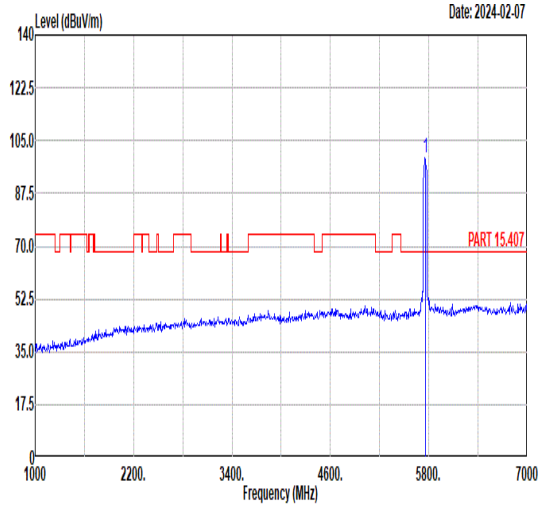 Freq Level Limit Line Margin Read Level Ant Factor Cable Loss Preamp Factor APos TPos Remark MHz dBuV/m dBuV/m dB dBuV dB/m dB dB cm deg 1 5755.00 99.25 ------ ------ 88.73 35.10 8.77 33.35 296 325 PEAK
Avg	Blank	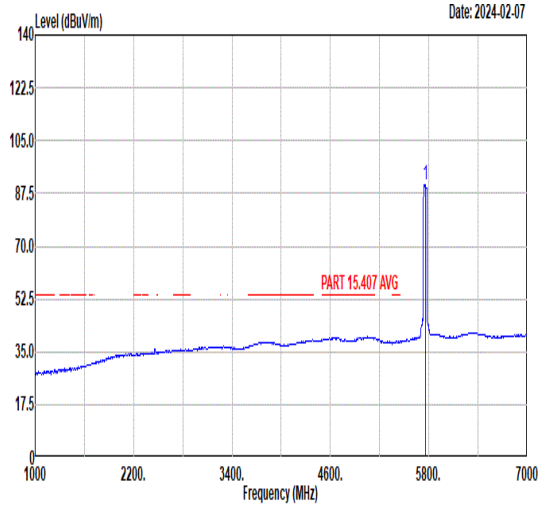 Freq Level Limit Line Margin Read Level Ant Factor Cable Loss Preamp Factor APos TPos Remark MHz dBuV/m dBuV/m dB dBuV dB/m dB dB cm deg 1 5755.00 90.53 ------ ------ 80.01 35.10 8.77 33.35 296 325 AVERAGE

Mode	64	
	Band Edge - R	
	U-NII-3_5.725-5.85_802.11ax HE40_CH151_Full RU_5755MHz	
ANT	5+7	
Pol.	Horizontal	Fundamental
Peak	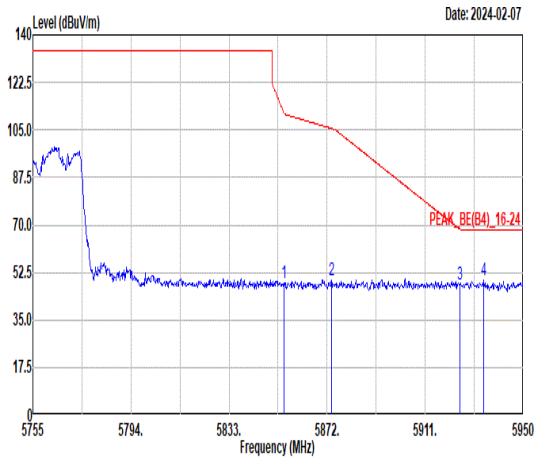 Freq Level Limit Line Margin Read Level Ant Factor Cable Loss Preamp Factor APos TPos Remark MHz dBuV/m dBuV/m dB dBuV dB/m dB dB cm deg 1 5854.84 48.50 111.17 -62.67 37.69 35.27 8.87 33.33 296 325 PEAK 2 5873.76 49.41 105.55 -56.14 38.59 35.30 8.85 33.33 296 325 PEAK 3 5924.85 48.16 68.31 -20.15 37.31 35.38 8.79 33.32 296 325 PEAK 4 5934.21 49.42 68.30 -18.88 38.55 35.40 8.78 33.31 296 325 PEAK	Blank

Mode	64	
	Band Edge - L	
	U-NII-3_5.725-5.85_802.11ax HE40_CH151_Full RU_5755MHz	
ANT	5+7	
Pol.	Vertical	Fundamental
Peak	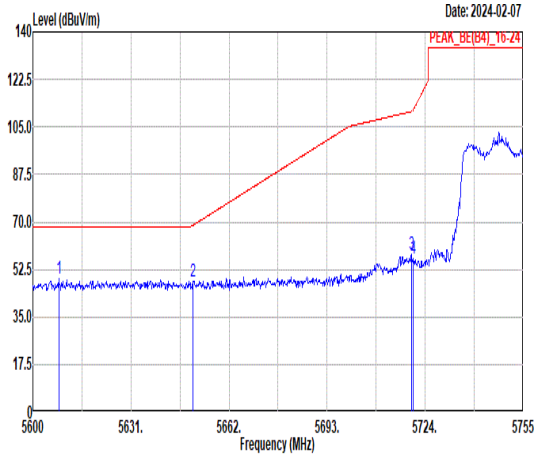 Freq Level Limit Line Margin Read Level Ant Factor Cable Loss Preamp Factor APos TPos Remark MHz dBuV/m dBuV/m dB dBuV dB/m dB dB cm deg 1 5608.22 48.96 68.30 -19.34 39.23 34.87 8.24 33.38 183 319 PEAK 2 5650.69 47.99 68.81 -20.82 38.02 34.94 8.40 33.37 183 319 PEAK 3 5719.66 58.28 110.71 -52.43 47.94 35.05 8.65 33.36 183 319 PEAK 4 5720.13 56.30 111.09 -54.79 45.95 35.05 8.66 33.36 183 319 PEAK	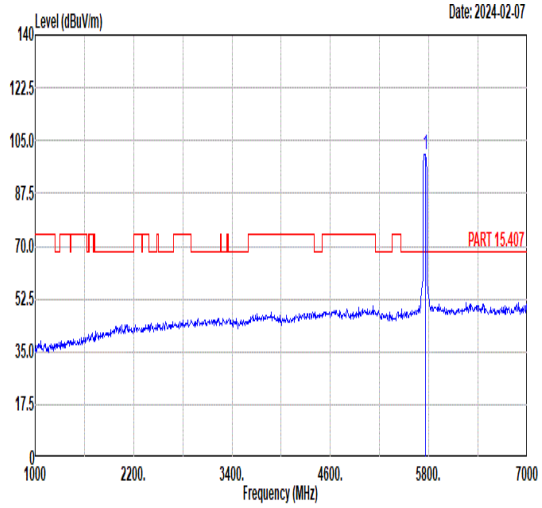 Freq Level Limit Line Margin Read Level Ant Factor Cable Loss Preamp Factor APos TPos Remark MHz dBuV/m dBuV/m dB dBuV dB/m dB dB cm deg 1 5755.00 100.53 ------ ------ 90.04 35.09 8.75 33.35 183 319 PEAK
Avg	Blank	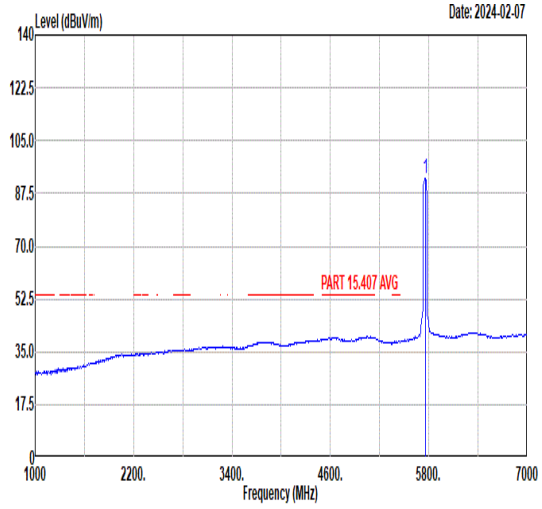 Freq Level Limit Line Margin Read Level Ant Factor Cable Loss Preamp Factor APos TPos Remark MHz dBuV/m dBuV/m dB dBuV dB/m dB dB cm deg 1 5755.00 92.70 ------ ------ 82.21 35.09 8.75 33.35 183 319 AVERAGE

Mode	64	
	Band Edge - R	
	U-NII-3_5.725-5.85_802.11ax HE40_CH151_Full RU_5755MHz	
ANT	5+7	
Pol.	Vertical	Fundamental
Peak	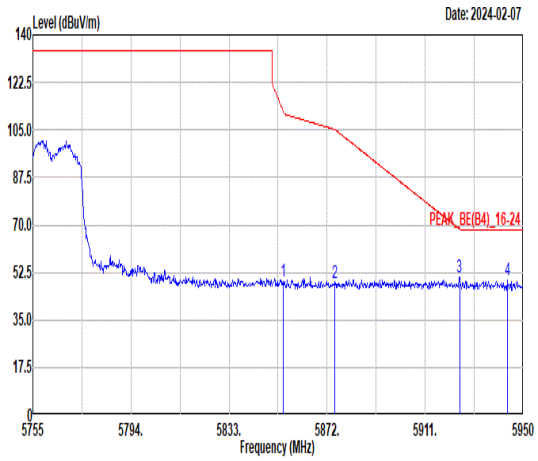 Freq Level Limit Line Margin Read Level Ant Factor Cable Loss Preamp Factor APos TPos Remark MHz dBuV/m dBuV/m dB dBuV dB/m dB dB cm deg 1 5854.65 49.32 111.61 -62.29 38.51 35.27 8.87 33.33 183 319 PEAK 2 5874.93 48.37 105.22 -56.85 37.55 35.30 8.85 33.33 183 319 PEAK 3 5924.65 50.81 68.46 -17.65 39.96 35.38 8.79 33.32 183 319 PEAK 4 5943.57 49.75 68.30 -18.55 38.88 35.41 8.77 33.31 183 319 PEAK	Blank