Mode	20	
	Band Edge	
	2400-2483.5_802.11ax HE20_CH01_Full RU _2412MHz+LTE B41 Co-TX	
ANT	3+5	
Pol.	Horizontal	Fundamental
Peak	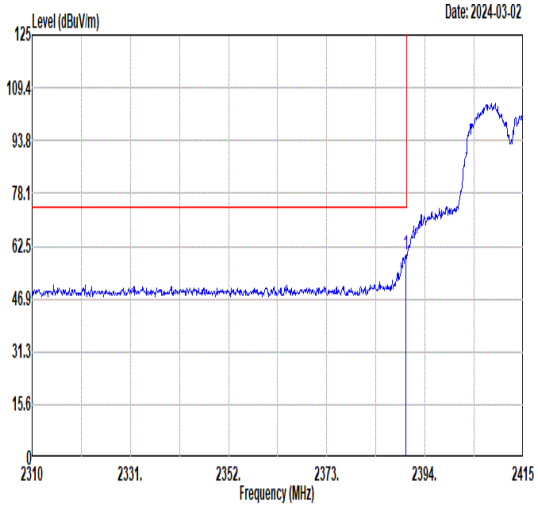 Freq Level Limit Line Margin Read Level Ant Factor Cable Loss Preamp Factor APos TPos Remark MHz dBuV/m dBuV/m dB dBuV dB/m dB dB cm deg 1 2389.91 59.77 74.00 -14.23 56.18 32.36 4.80 33.57 100 101 Peak	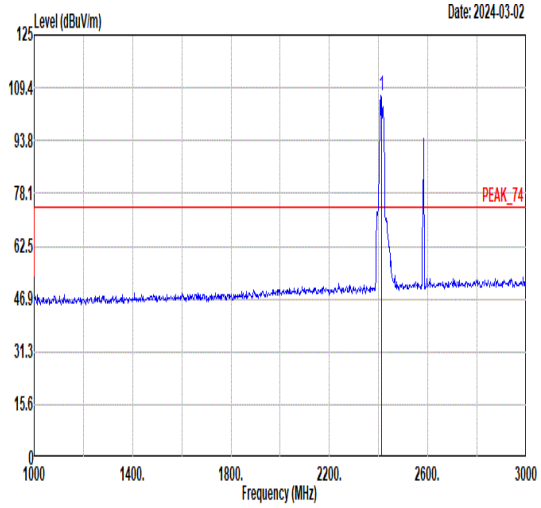 Freq Level Limit Line Margin Read Level Ant Factor Cable Loss Preamp Factor APos TPos Remark MHz dBuV/m dBuV/m dB dBuV dB/m dB dB cm deg 1 2412.00 107.21 ------ ------ 103.57 32.37 4.82 33.55 100 101 Peak
Avg	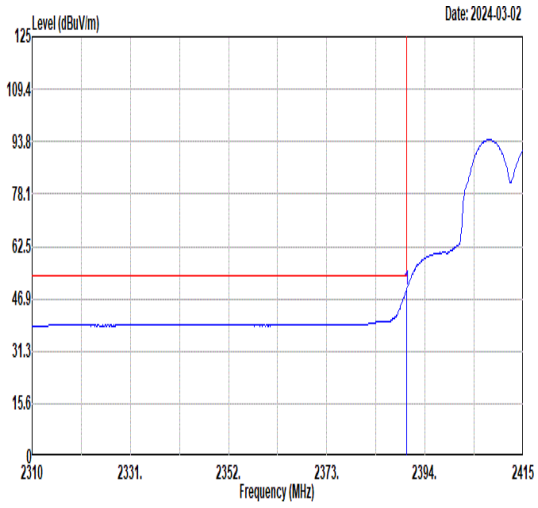 Freq Level Limit Line Margin Read Level Ant Factor Cable Loss Preamp Factor APos TPos Remark MHz dBuV/m dBuV/m dB dBuV dB/m dB dB cm deg 1 2390.00 49.48 54.00 -4.52 45.89 32.36 4.80 33.57 100 101 Average	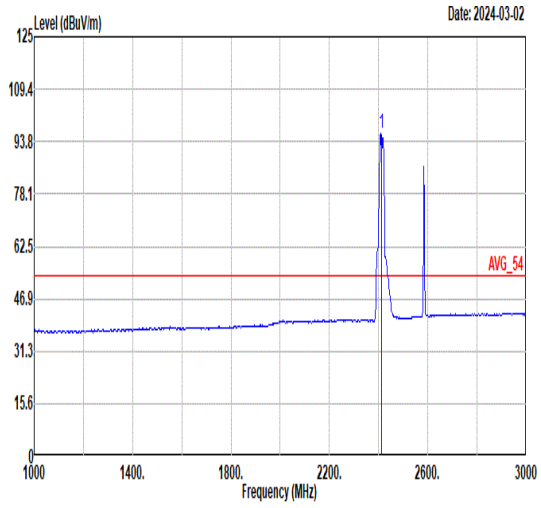 Freq Level Limit Line Margin Read Level Ant Factor Cable Loss Preamp Factor APos TPos Remark MHz dBuV/m dBuV/m dB dBuV dB/m dB dB cm deg 1 2412.00 96.09 ------ ------ 92.45 32.37 4.82 33.55 100 101 Average

Mode	20	
	Band Edge	
	2400-2483.5_802.11ax HE20_CH01_Full RU _2412MHz+LTE B41 Co-TX	
ANT	3+5	
Pol.	Vertical	Fundamental
Peak	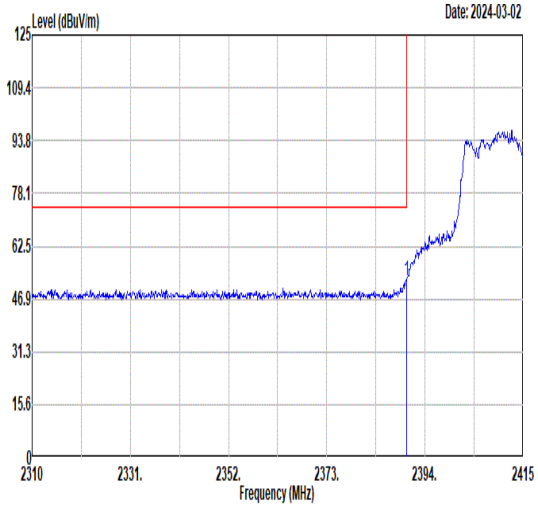 Freq Level Limit Line Margin Read Level Ant Factor Cable Loss Preamp Factor APos TPos Remark MHz dBuV/m dBuV/m dB dBuV dB/m dB dB cm deg 1 2390.00 52.50 74.00 -21.50 48.91 32.36 4.80 33.57 112 253 Peak	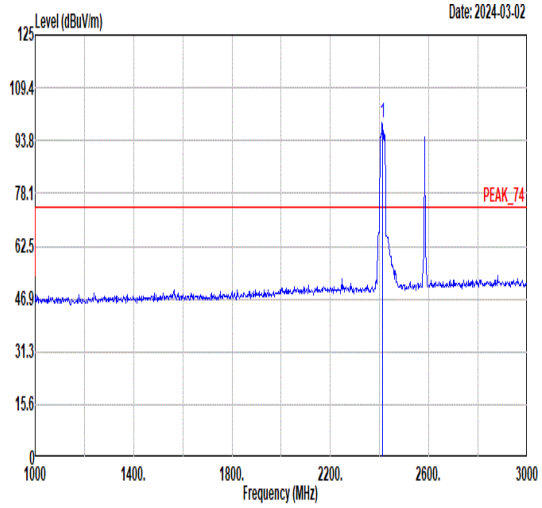 Freq Level Limit Line Margin Read Level Ant Factor Cable Loss Preamp Factor APos TPos Remark MHz dBuV/m dBuV/m dB dBuV dB/m dB dB cm deg 1 2412.00 99.28 ------ ------ 95.64 32.37 4.82 33.55 112 253 Peak
Avg	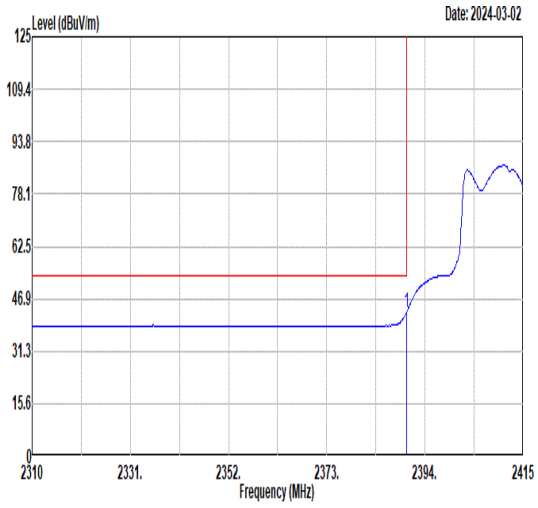 Freq Level Limit Line Margin Read Level Ant Factor Cable Loss Preamp Factor APos TPos Remark MHz dBuV/m dBuV/m dB dBuV dB/m dB dB cm deg 1 2390.00 42.83 54.00 -11.17 39.24 32.36 4.80 33.57 112 253 Average	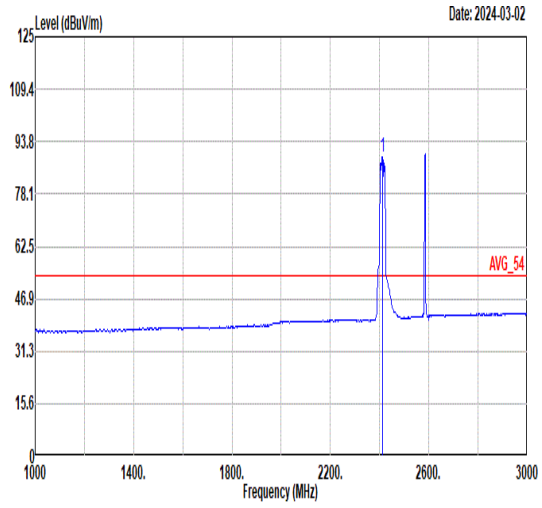 Freq Level Limit Line Margin Read Level Ant Factor Cable Loss Preamp Factor APos TPos Remark MHz dBuV/m dBuV/m dB dBuV dB/m dB dB cm deg 1 2412.00 89.13 ------ ------ 85.49 32.37 4.82 33.55 112 253 Average

Mode	20	
	Harmonic	
	2400-2483.5_802.11ax HE20_CH01_Full RU _2412MHz+LTE B41 Co-TX	
ANT	3+5	
Pol.	Horizontal	Vertical
Peak Avg	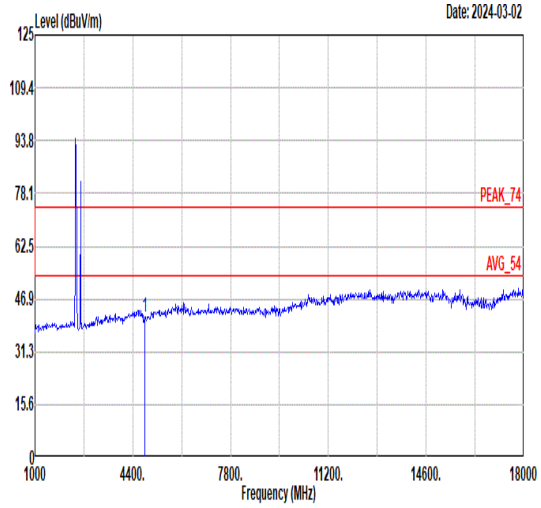 Freq Level Limit Line Margin Read Level Ant Factor Cable Loss Preamp Factor APos TPos Remark MHz dBuV/m dBuV/m dB dBuV dB/m dB dB cm deg 1 4824.00 41.59 74.00 -32.41 32.07 34.40 7.75 32.63 -- -- Peak	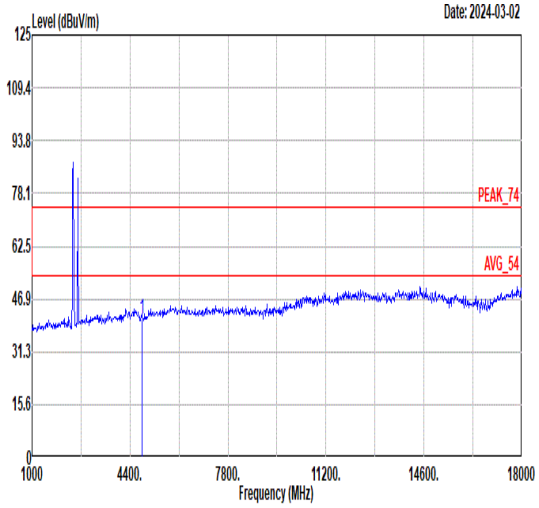 Freq Level Limit Line Margin Read Level Ant Factor Cable Loss Preamp Factor APos TPos Remark MHz dBuV/m dBuV/m dB dBuV dB/m dB dB cm deg 1 4824.00 41.27 74.00 -32.73 31.75 34.40 7.75 32.63 -- -- Peak

Note: the highest signals over limit are WLAN + LTE Co-location Fundamental signals.

Mode	21	
	Band Edge - L	
	2400-2483.5_802.11n HT40_CH06_2437MHz	
ANT	3+5	
Pol.	Horizontal	Fundamental
Peak	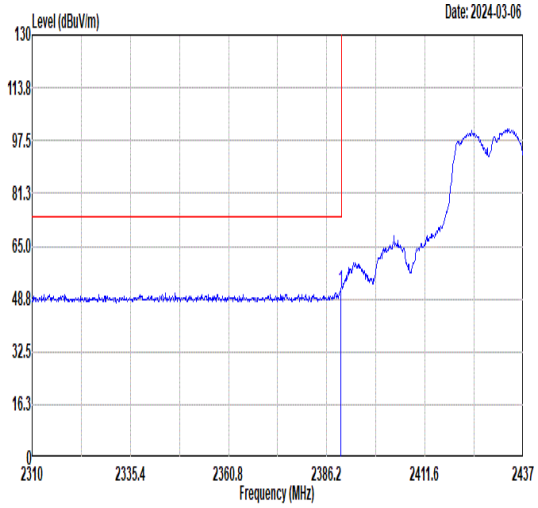 Freq Level Limit Line Margin Read Level Ant Factor Cable Loss Preamp Factor APos TPos Remark MHz dBuV/m dBuV/m dB dBuV dB/m dB dB cm deg 1 2389.88 51.72 74.00 -22.28 48.23 32.36 4.80 33.67 110 124 PEAK	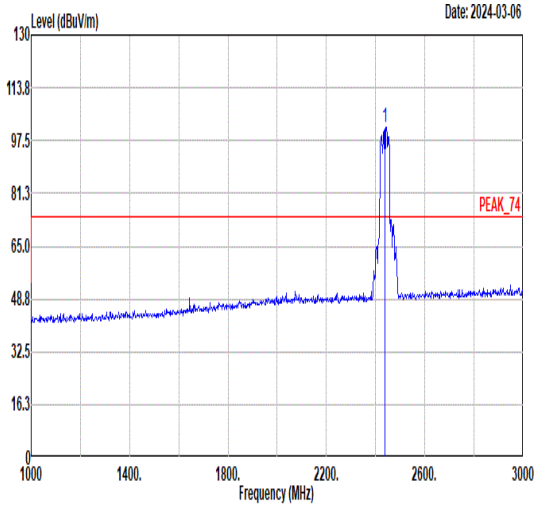 Freq Level Limit Line Margin Read Level Ant Factor Cable Loss Preamp Factor APos TPos Remark MHz dBuV/m dBuV/m dB dBuV dB/m dB dB cm deg 1 2437.00 101.41 ------ ------ 97.81 32.38 4.86 33.64 110 124 PEAK
Avg	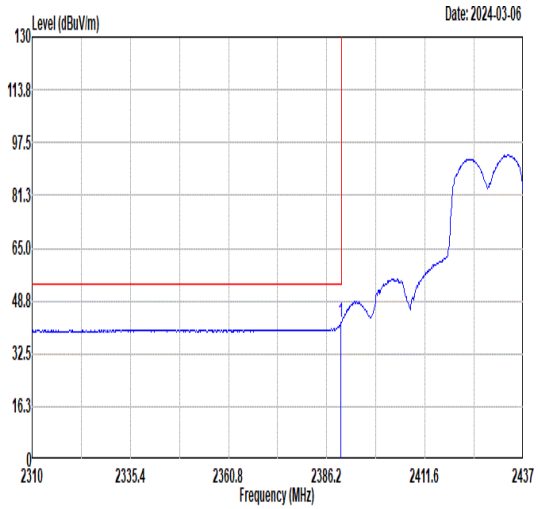 Freq Level Limit Line Margin Read Level Ant Factor Cable Loss Preamp Factor APos TPos Remark MHz dBuV/m dBuV/m dB dBuV dB/m dB dB cm deg 1 2389.88 42.05 54.00 -11.95 38.56 32.36 4.80 33.67 110 124 AVERAGE	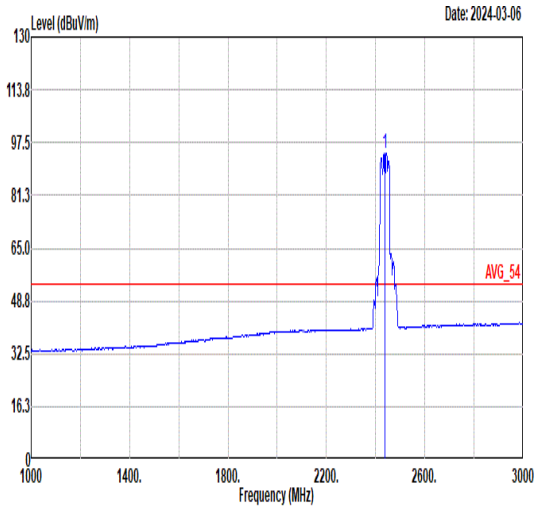 Freq Level Limit Line Margin Read Level Ant Factor Cable Loss Preamp Factor APos TPos Remark MHz dBuV/m dBuV/m dB dBuV dB/m dB dB cm deg 1 2437.00 94.15 ------ ------ 90.55 32.38 4.86 33.64 110 124 AVERAGE

Mode	21	
	Band Edge - R	
	2400-2483.5_802.11n HT40_CH06_2437MHz	
ANT	3+5	
Pol.	Horizontal	Fundamental
Peak	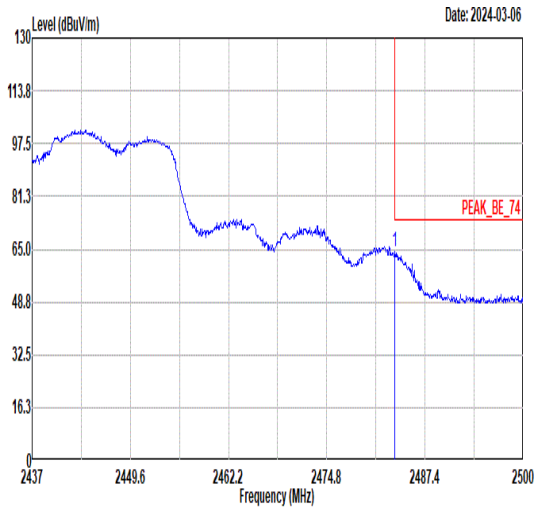 Freq Level Limit Line Margin Read Level Ant Factor Cable Loss Preamp Factor APos TPos Remark MHz dBuV/m dBuV/m dB dBuV dB/m dB dB cm deg 1 2483.56 64.11 74.00 -9.89 60.41 32.39 4.92 33.61 110 124 PEAK	Blank
Avg	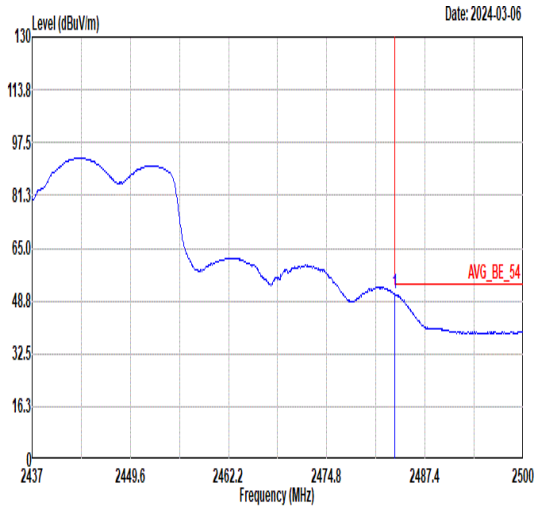 Freq Level Limit Line Margin Read Level Ant Factor Cable Loss Preamp Factor APos TPos Remark MHz dBuV/m dBuV/m dB dBuV dB/m dB dB cm deg 1 2483.56 50.83 54.00 -3.17 47.13 32.39 4.92 33.61 110 124 AVERAGE	Blank

Mode	21	
	Band Edge - L	
	2400-2483.5_802.11n HT40_CH06_2437MHz	
ANT	3+5	
Pol.	Vertical	Fundamental
Peak	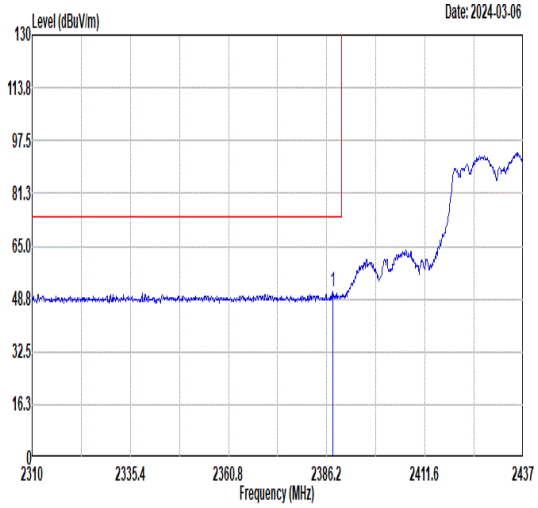 Freq Level Limit Line Margin Read Level Ant Factor Cable Loss Preamp Factor APos TPos Remark MHz dBuV/m dBuV/m dB dBuV dB/m dB dB cm deg 1 2387.85 50.92 74.00 -23.08 47.44 32.36 4.79 33.67 330 270 PEAK	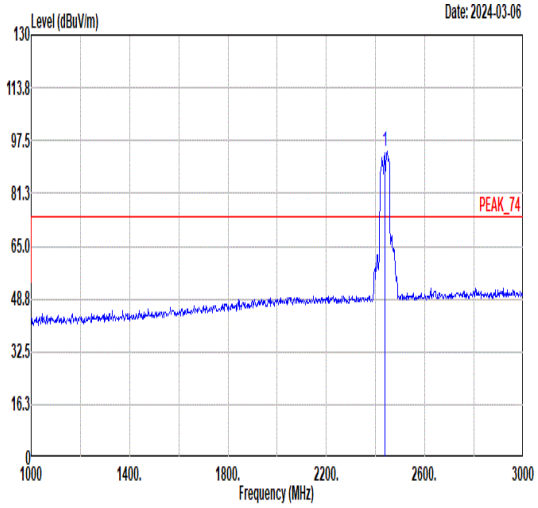 Freq Level Limit Line Margin Read Level Ant Factor Cable Loss Preamp Factor APos TPos Remark MHz dBuV/m dBuV/m dB dBuV dB/m dB dB cm deg 1 2437.00 94.24 ------ ------ 90.62 32.38 4.87 33.63 330 270 PEAK
Avg	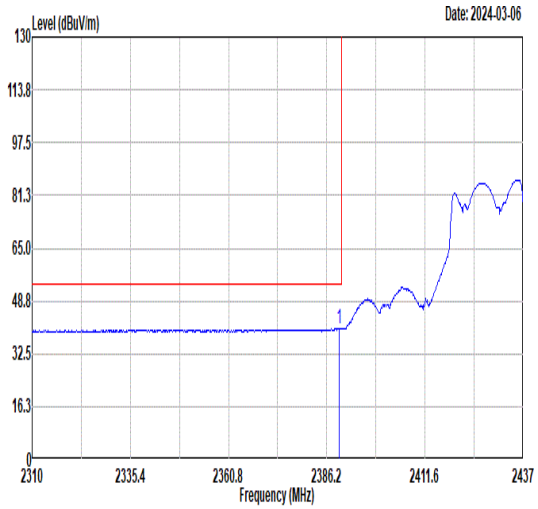 Freq Level Limit Line Margin Read Level Ant Factor Cable Loss Preamp Factor APos TPos Remark MHz dBuV/m dBuV/m dB dBuV dB/m dB dB cm deg 1 2389.38 40.26 54.00 -13.74 36.77 32.36 4.80 33.67 330 270 AVERAGE	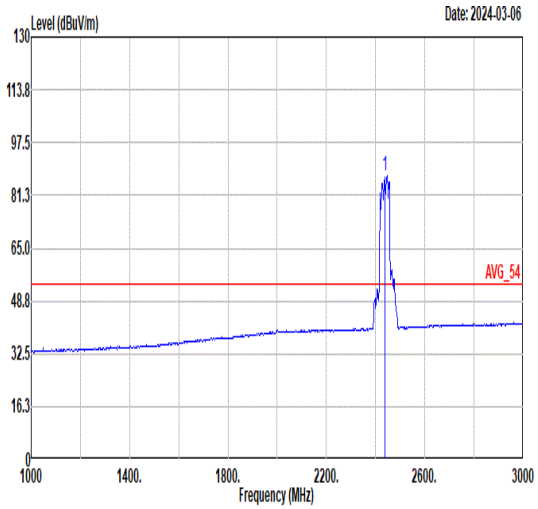 Freq Level Limit Line Margin Read Level Ant Factor Cable Loss Preamp Factor APos TPos Remark MHz dBuV/m dBuV/m dB dBuV dB/m dB dB cm deg 1 2437.00 87.38 ------ ------ 83.76 32.38 4.87 33.63 330 270 AVERAGE

Mode	21	
	Band Edge - R	
	2400-2483.5_802.11n HT40_CH06_2437MHz	
ANT	3+5	
Pol.	Vertical	Fundamental
Peak	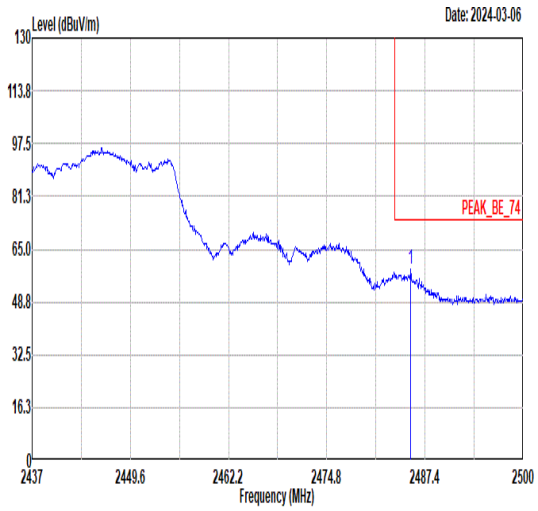 Freq Level Limit Line Margin Read Level Ant Factor Cable Loss Preamp Factor APos TPos Remark MHz dBuV/m dBuV/m dB dBuV dB/m dB dB cm deg 1 2485.57 58.96 74.00 -15.04 55.25 32.40 4.92 33.61 330 270 PEAK	Blank
Avg	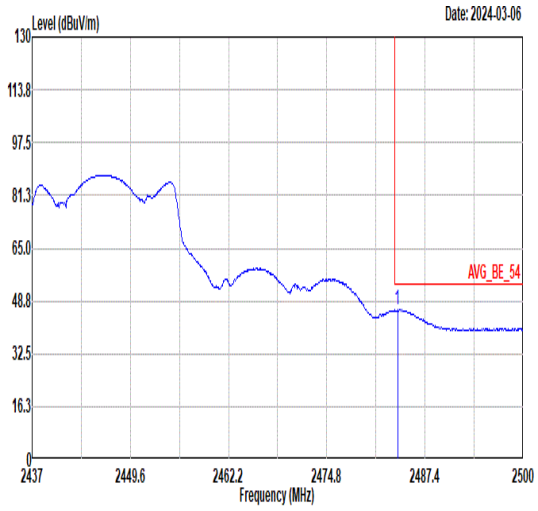 Freq Level Limit Line Margin Read Level Ant Factor Cable Loss Preamp Factor APos TPos Remark MHz dBuV/m dBuV/m dB dBuV dB/m dB dB cm deg 1 2483.87 46.02 54.00 -7.98 42.31 32.40 4.92 33.61 330 270 AVERAGE	Blank

Mode	22	
	Band Edge - L	
	2400-2483.5_802.11ax HE40_CH06_2437MHz	
ANT	3+5	
Pol.	Horizontal	Fundamental
Peak	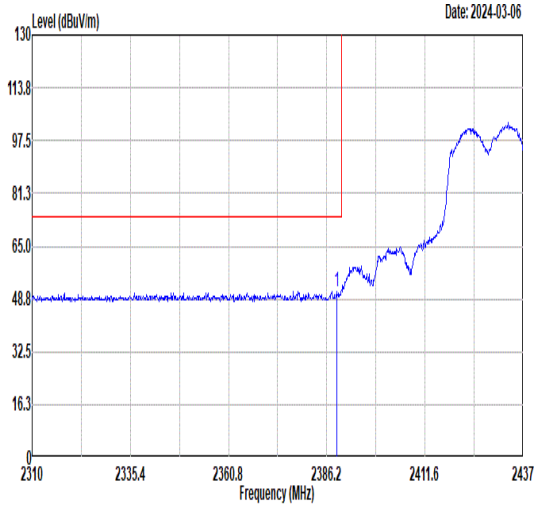 Freq Level Limit Line Margin Read Level Ant Factor Cable Loss Preamp Factor APos TPos Remark MHz dBuV/m dBuV/m dB dBuV dB/m dB dB cm deg 1 2388.74 51.21 74.00 -22.79 47.73 32.36 4.79 33.67 108 125 PEAK	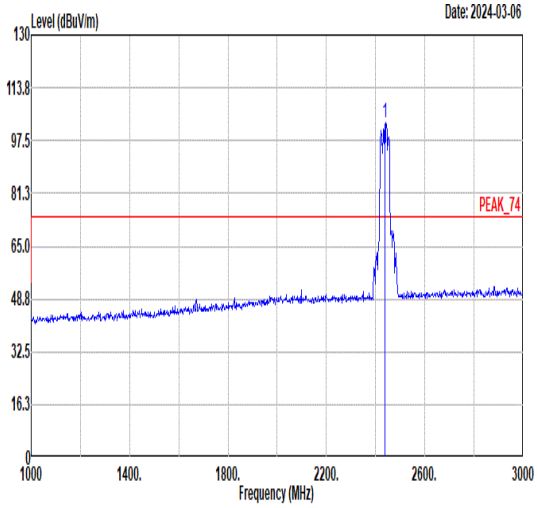 Freq Level Limit Line Margin Read Level Ant Factor Cable Loss Preamp Factor APos TPos Remark MHz dBuV/m dBuV/m dB dBuV dB/m dB dB cm deg 1 2437.00 102.90 ------ ------ 99.30 32.38 4.86 33.64 108 125 PEAK
Avg	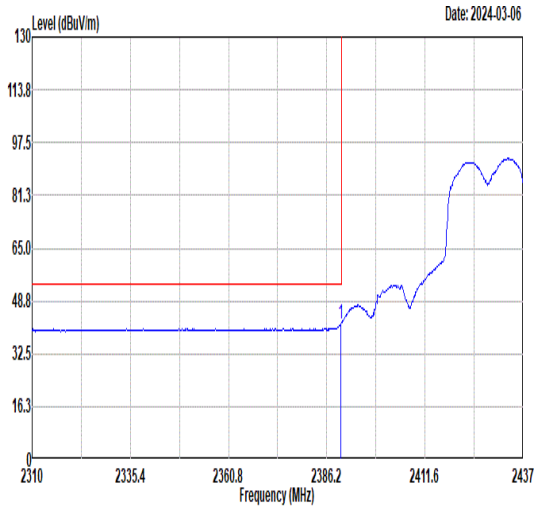 Freq Level Limit Line Margin Read Level Ant Factor Cable Loss Preamp Factor APos TPos Remark MHz dBuV/m dBuV/m dB dBuV dB/m dB dB cm deg 1 2389.88 41.56 54.00 -12.44 38.07 32.36 4.80 33.67 108 125 AVERAGE	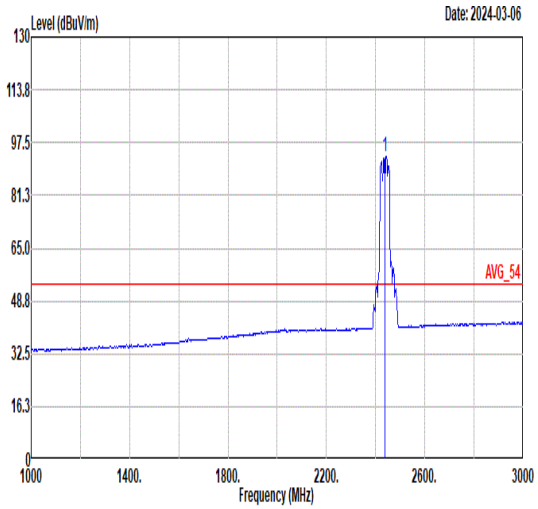 Freq Level Limit Line Margin Read Level Ant Factor Cable Loss Preamp Factor APos TPos Remark MHz dBuV/m dBuV/m dB dBuV dB/m dB dB cm deg 1 2437.00 93.13 ------ ------ 89.52 32.38 4.87 33.64 108 125 AVERAGE

Mode	22	
	Band Edge - R	
	2400-2483.5_802.11ax HE40_CH06_2437MHz	
ANT	3+5	
Pol.	Horizontal	Fundamental
Peak	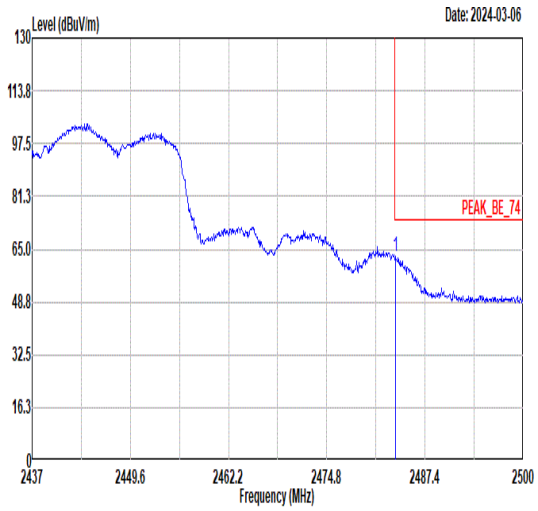 Freq Level Limit Line Margin Read Level Ant Factor Cable Loss Preamp Factor APos TPos Remark MHz dBuV/m dBuV/m dB dBuV dB/m dB dB cm deg 1 2483.62 62.76 74.00 -11.24 59.06 32.39 4.92 33.61 108 125 PEAK	Blank
Avg	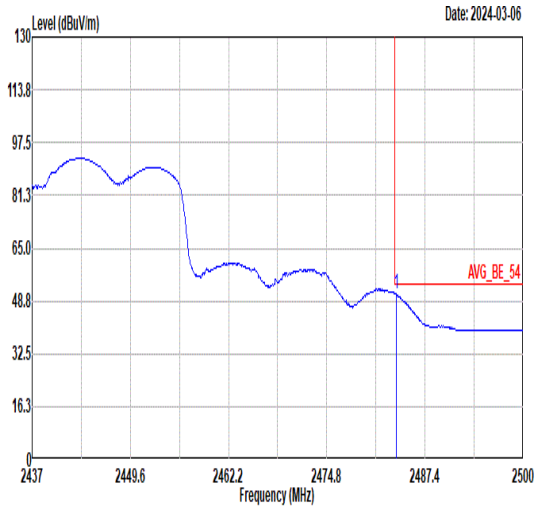 Freq Level Limit Line Margin Read Level Ant Factor Cable Loss Preamp Factor APos TPos Remark MHz dBuV/m dBuV/m dB dBuV dB/m dB dB cm deg 1 2483.68 50.91 54.00 -3.09 47.20 32.40 4.92 33.61 108 125 AVERAGE	Blank

Mode	22	
	Band Edge - L	
	2400-2483.5_802.11ax HE40_CH06_2437MHz	
ANT	3+5	
Pol.	Vertical	Fundamental
Peak	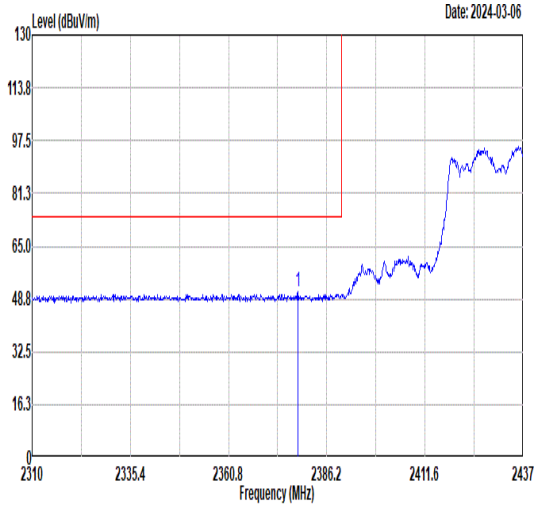 Freq Level Limit Line Margin Read Level Ant Factor Cable Loss Preamp Factor APos TPos Remark MHz dBuV/m dBuV/m dB dBuV dB/m dB dB cm deg 1 2378.83 50.93 74.00 -23.07 47.47 32.35 4.78 33.67 330 270 PEAK	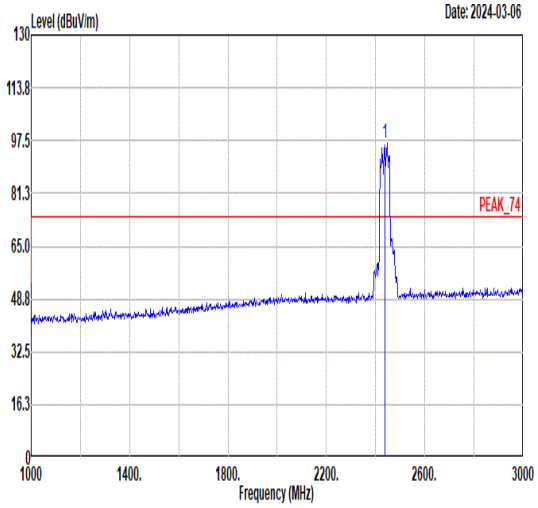 Freq Level Limit Line Margin Read Level Ant Factor Cable Loss Preamp Factor APos TPos Remark MHz dBuV/m dBuV/m dB dBuV dB/m dB dB cm deg 1 2437.00 96.58 ------ ------ 92.96 32.38 4.87 33.63 330 270 PEAK
Avg	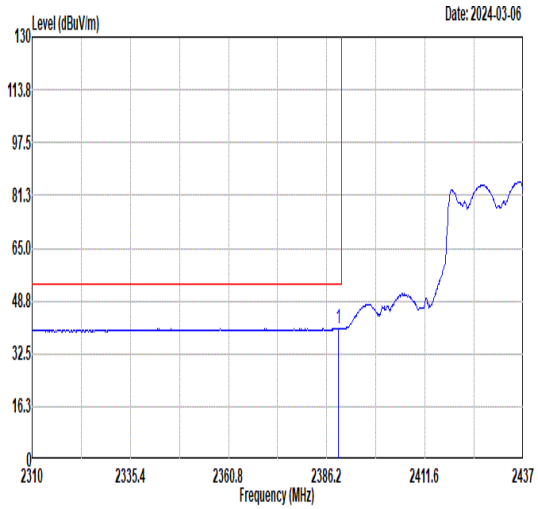 Freq Level Limit Line Margin Read Level Ant Factor Cable Loss Preamp Factor APos TPos Remark MHz dBuV/m dBuV/m dB dBuV dB/m dB dB cm deg 1 2389.25 40.42 54.00 -13.58 36.94 32.36 4.79 33.67 330 270 AVERAGE	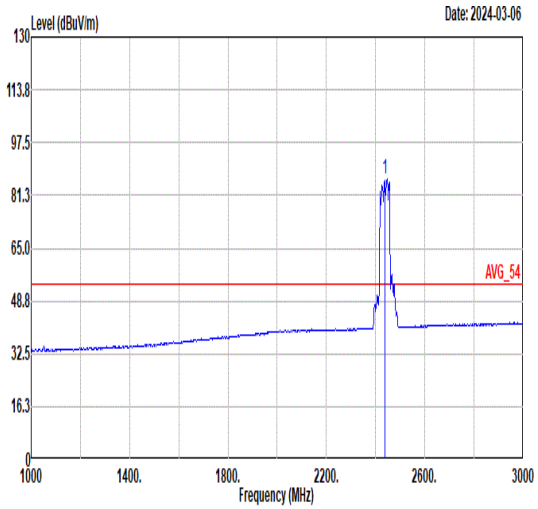 Freq Level Limit Line Margin Read Level Ant Factor Cable Loss Preamp Factor APos TPos Remark MHz dBuV/m dBuV/m dB dBuV dB/m dB dB cm deg 1 2437.00 86.48 ------ ------ 82.86 32.38 4.87 33.63 330 270 AVERAGE

Mode	22	
	Band Edge - R	
	2400-2483.5_802.11ax HE40_CH06_2437MHz	
ANT	3+5	
Pol.	Vertical	Fundamental
Peak	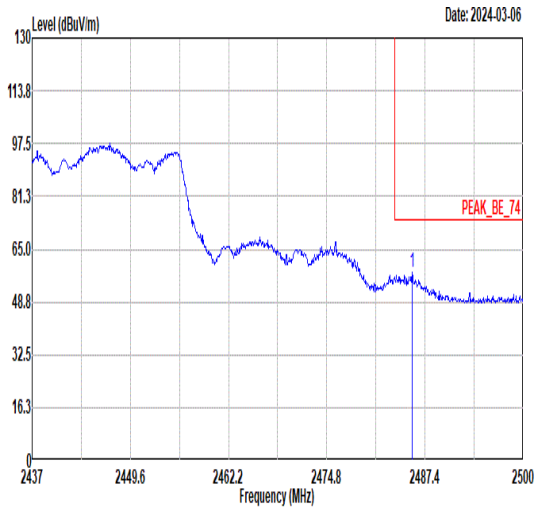 Freq Level Limit Line Margin Read Level Ant Factor Cable Loss Preamp Factor APos TPos Remark MHz dBuV/m dBuV/m dB dBuV dB/m dB dB cm deg 1 2485.76 57.67 74.00 -16.33 53.96 32.40 4.92 33.61 330 270 PEAK	Blank
Avg	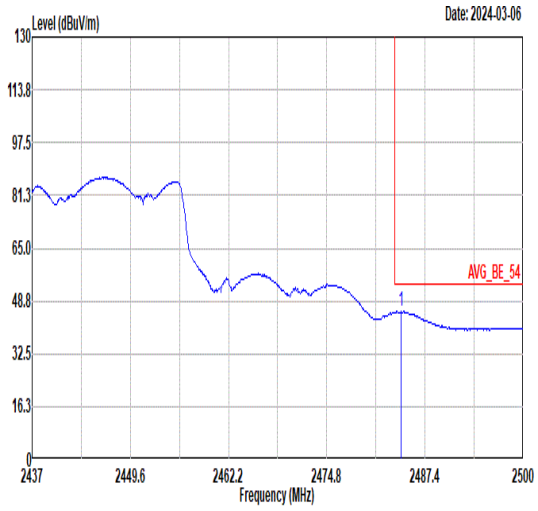 Freq Level Limit Line Margin Read Level Ant Factor Cable Loss Preamp Factor APos TPos Remark MHz dBuV/m dBuV/m dB dBuV dB/m dB dB cm deg 1 2484.31 45.66 54.00 -8.34 41.95 32.40 4.92 33.61 330 270 AVERAGE	Blank

Mode	23	
	Band Edge	
	2400-2483.5_802.11g_CH10_2457MHz	
ANT	3+5	
Pol.	Horizontal	Fundamental
Peak	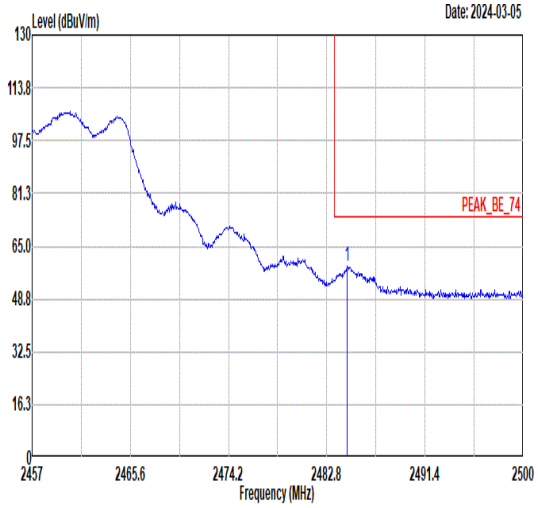 Freq Level Limit Line Margin Read Level Ant Factor Cable Loss Preamp Factor APos TPos Remark MHz dBuV/m dBuV/m dB dBuV dB/m dB dB cm deg 1 2484.56 58.98 74.00 -15.02 55.27 32.40 4.92 33.61 200 141 PEAK	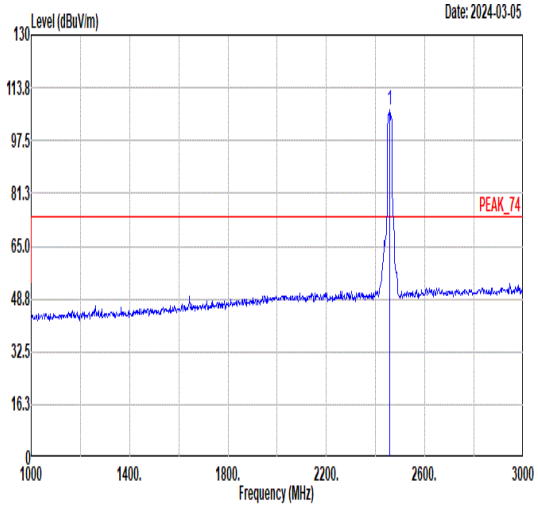 Freq Level Limit Line Margin Read Level Ant Factor Cable Loss Preamp Factor APos TPos Remark MHz dBuV/m dBuV/m dB dBuV dB/m dB dB cm deg 1 2457.00 106.82 ------ ------ 103.19 32.38 4.88 33.63 200 141 PEAK
Avg	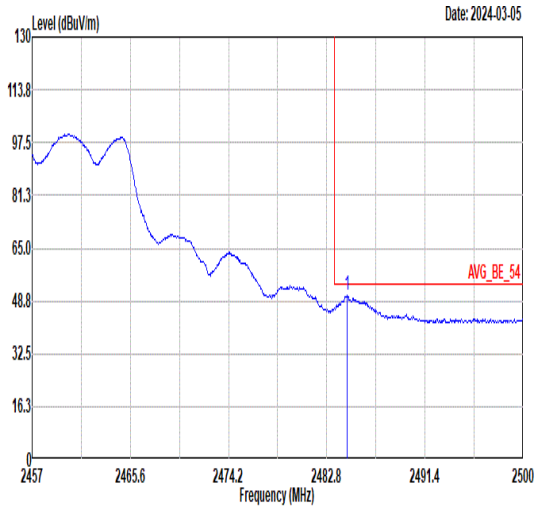 Freq Level Limit Line Margin Read Level Ant Factor Cable Loss Preamp Factor APos TPos Remark MHz dBuV/m dBuV/m dB dBuV dB/m dB dB cm deg 1 2484.56 50.32 54.00 -3.68 46.61 32.40 4.92 33.61 200 141 AVERAGE	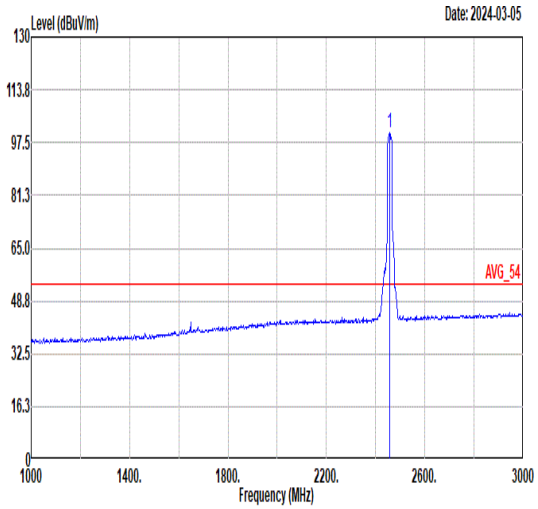 Freq Level Limit Line Margin Read Level Ant Factor Cable Loss Preamp Factor APos TPos Remark MHz dBuV/m dBuV/m dB dBuV dB/m dB dB cm deg 1 2457.00 100.43 ------ ------ 96.80 32.38 4.88 33.63 200 141 AVERAGE

Mode	23	
	Band Edge	
	2400-2483.5_802.11g_CH10_2457MHz	
ANT	3+5	
Pol.	Vertical	Fundamental
Peak	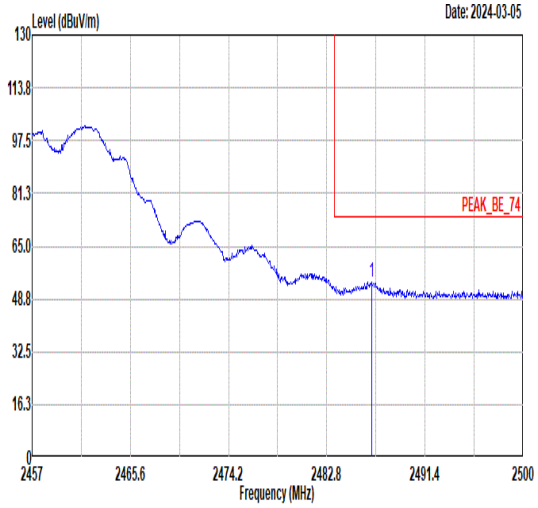 Freq Level Limit Line Margin Read Level Ant Factor Cable Loss Preamp Factor APos TPos Remark MHz dBuV/m dBuV/m dB dBuV dB/m dB dB cm deg 1 2486.71 53.85 74.00 -20.15 50.14 32.40 4.92 33.61 379 267 PEAK	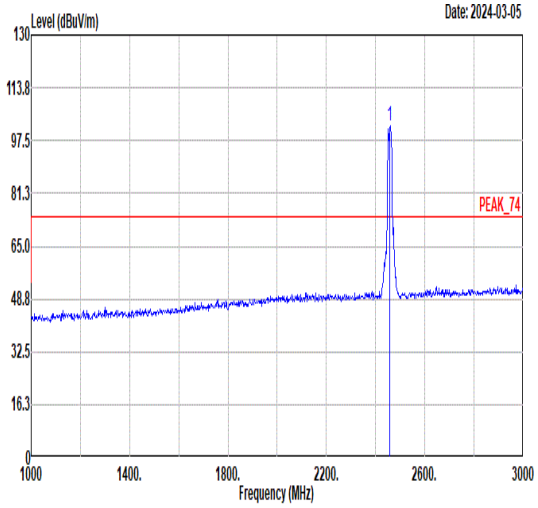 Freq Level Limit Line Margin Read Level Ant Factor Cable Loss Preamp Factor APos TPos Remark MHz dBuV/m dBuV/m dB dBuV dB/m dB dB cm deg 1 2457.00 102.19 ------ ------ 98.53 32.39 4.89 33.62 379 267 PEAK
Avg	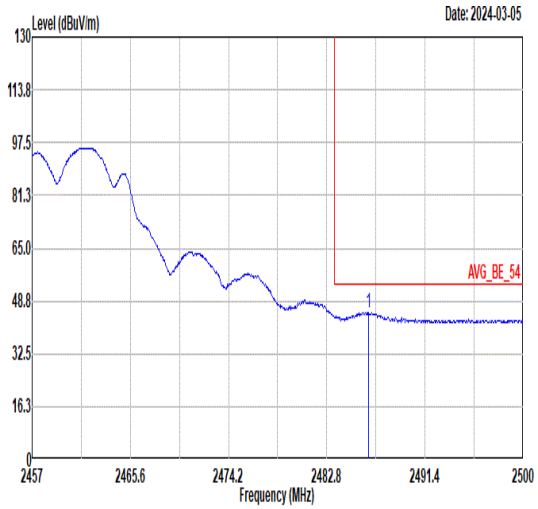 Freq Level Limit Line Margin Read Level Ant Factor Cable Loss Preamp Factor APos TPos Remark MHz dBuV/m dBuV/m dB dBuV dB/m dB dB cm deg 1 2486.46 45.18 54.00 -8.82 41.47 32.40 4.92 33.61 379 267 AVERAGE	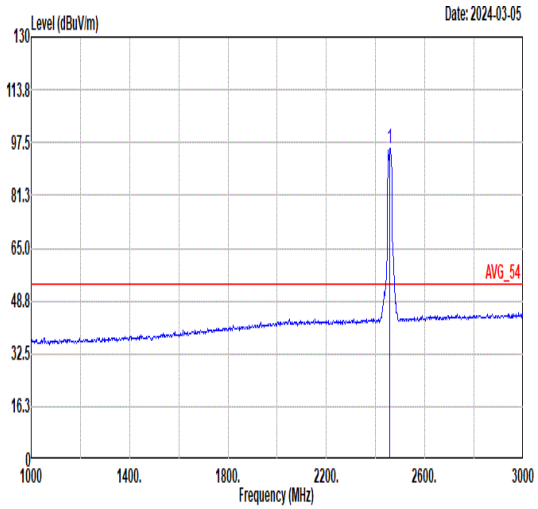 Freq Level Limit Line Margin Read Level Ant Factor Cable Loss Preamp Factor APos TPos Remark MHz dBuV/m dBuV/m dB dBuV dB/m dB dB cm deg 1 2457.00 95.70 ------ ------ 92.04 32.39 4.89 33.62 379 267 AVERAGE

Mode	24	
	Band Edge	
	2400-2483.5_802.11n HT20_CH10_2457MHz	
ANT	3+5	
Pol.	Horizontal	Fundamental
Peak	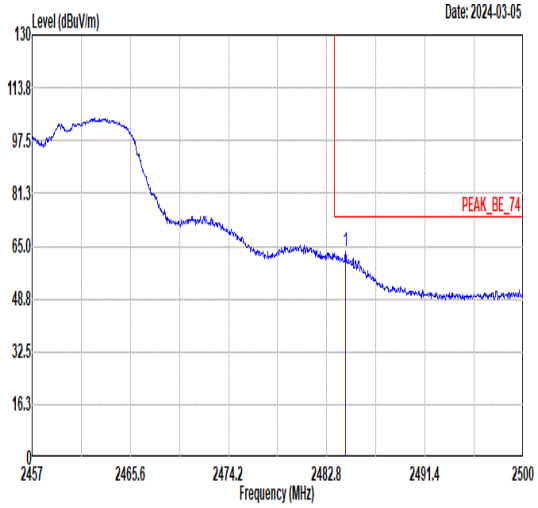 Freq Level Limit Line Margin Read Level Ant Factor Cable Loss Preamp Factor APos TPos Remark MHz dBuV/m dBuV/m dB dBuV dB/m dB dB cm deg 1 2484.43 63.28 74.00 -10.72 59.57 32.40 4.92 33.61 169 140 PEAK	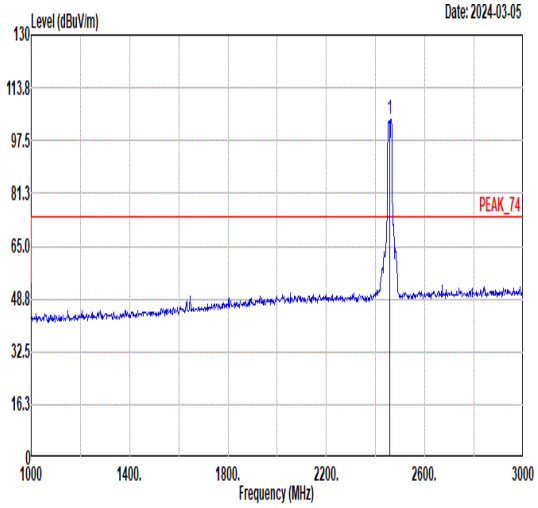 Freq Level Limit Line Margin Read Level Ant Factor Cable Loss Preamp Factor APos TPos Remark MHz dBuV/m dBuV/m dB dBuV dB/m dB dB cm deg 1 2457.00 103.96 ------ ------ 100.30 32.39 4.89 33.62 169 140 PEAK
Avg	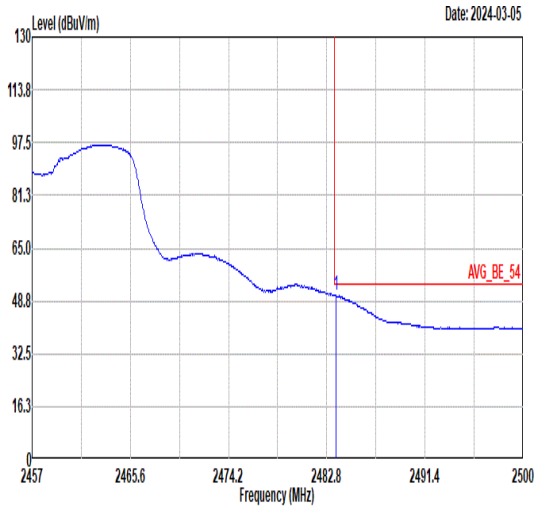 Freq Level Limit Line Margin Read Level Ant Factor Cable Loss Preamp Factor APos TPos Remark MHz dBuV/m dBuV/m dB dBuV dB/m dB dB cm deg 1 2483.62 50.38 54.00 -3.62 46.68 32.39 4.92 33.61 169 140 AVERAGE	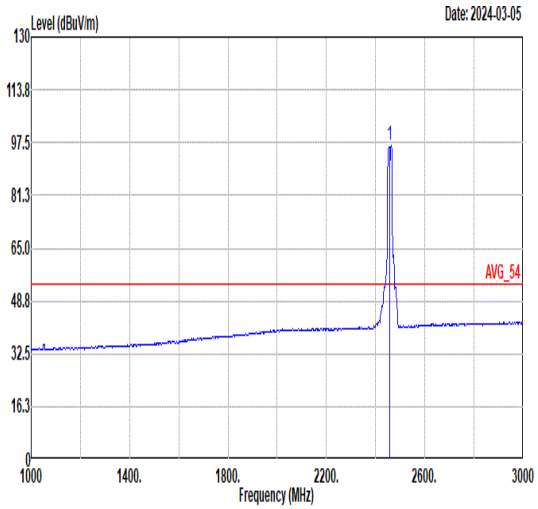 Freq Level Limit Line Margin Read Level Ant Factor Cable Loss Preamp Factor APos TPos Remark MHz dBuV/m dBuV/m dB dBuV dB/m dB dB cm deg 1 2457.00 96.57 ------ ------ 92.91 32.39 4.89 33.62 169 140 AVERAGE

Mode	24	
	Band Edge	
	2400-2483.5_802.11n HT20_CH10_2457MHz	
ANT	3+5	
Pol.	Vertical	Fundamental
Peak	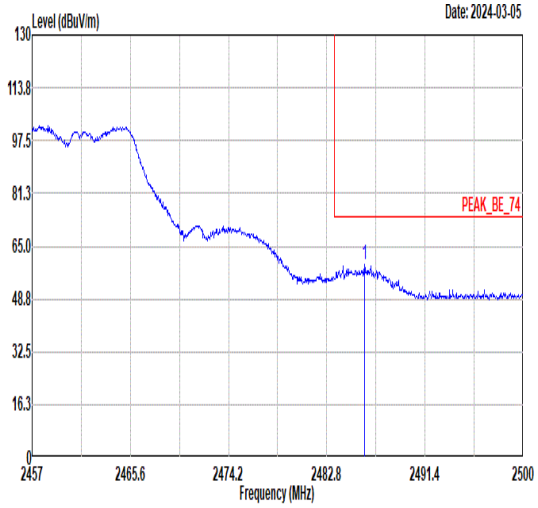 Freq Level Limit Line Margin Read Level Ant Factor Cable Loss Preamp Factor APos TPos Remark MHz dBuV/m dBuV/m dB dBuV dB/m dB dB cm deg 1 2486.11 59.13 74.00 -14.87 55.42 32.40 4.92 33.61 300 268 PEAK	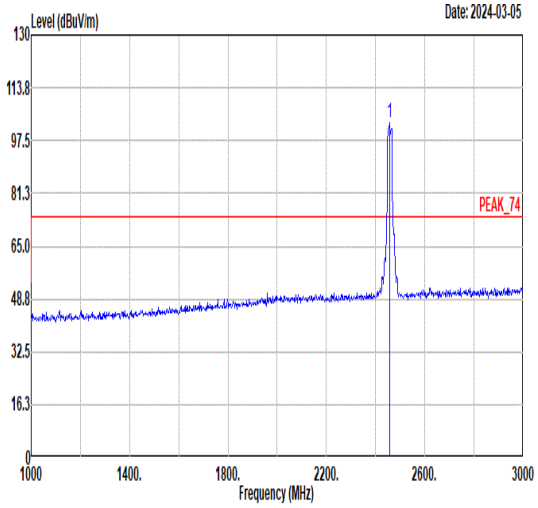 Freq Level Limit Line Margin Read Level Ant Factor Cable Loss Preamp Factor APos TPos Remark MHz dBuV/m dBuV/m dB dBuV dB/m dB dB cm deg 1 2457.00 102.78 ------ ------ 99.15 32.38 4.88 33.63 300 268 PEAK
Avg	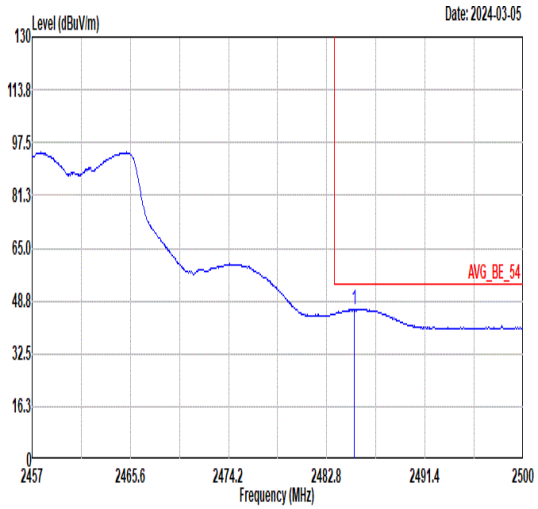 Freq Level Limit Line Margin Read Level Ant Factor Cable Loss Preamp Factor APos TPos Remark MHz dBuV/m dBuV/m dB dBuV dB/m dB dB cm deg 1 2485.21 46.23 54.00 -7.77 42.52 32.40 4.92 33.61 300 268 AVERAGE	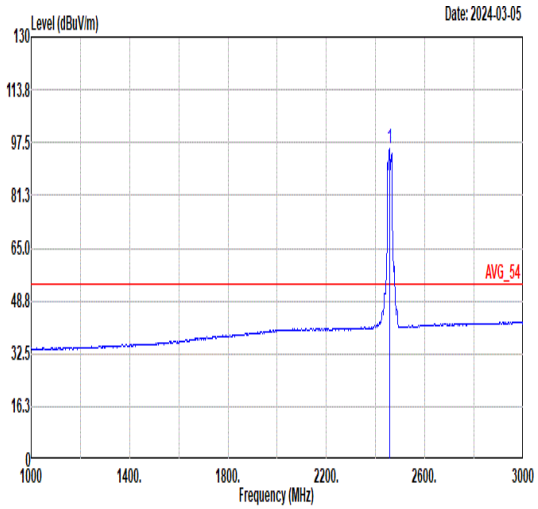 Freq Level Limit Line Margin Read Level Ant Factor Cable Loss Preamp Factor APos TPos Remark MHz dBuV/m dBuV/m dB dBuV dB/m dB dB cm deg 1 2457.00 95.54 ------ ------ 91.91 32.38 4.88 33.63 300 268 AVERAGE

Mode	25	
	Band Edge - L	
	2400-2483.5_802.11n HT40_CH04_2427MHz	
ANT	3+5	
Pol.	Horizontal	Fundamental
Peak	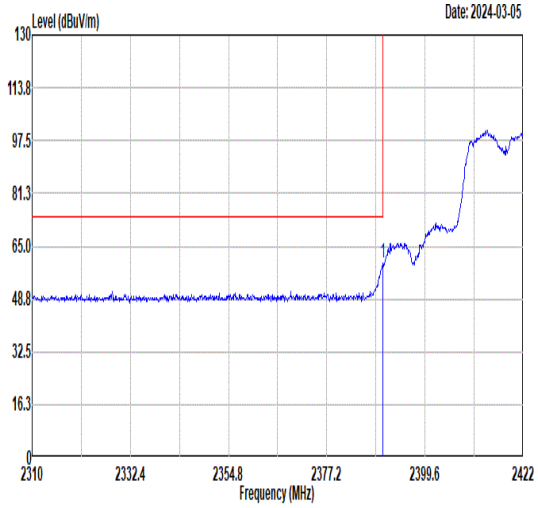 Limit Read Ant Cable Preamp APos TPos Freq Level Line Margin Level Factor Loss Factor Remark MHz dBuV/m dBuV/m dB dBuV dB/m dB dB cm deg 1 2389.97 60.02 74.00 -13.98 56.53 32.36 4.80 33.67 400 123 PEAK	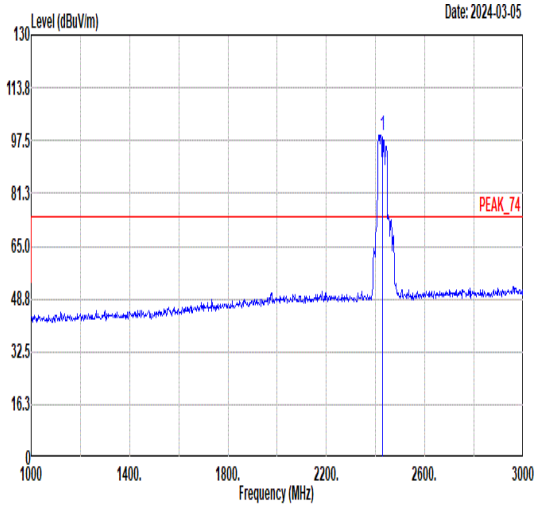 Limit Read Ant Cable Preamp APos TPos Freq Level Line Margin Level Factor Loss Factor Remark MHz dBuV/m dBuV/m dB dBuV dB/m dB dB cm deg 1 2427.00 99.26 ------ ------ 95.72 32.37 4.82 33.65 400 123 PEAK
Avg	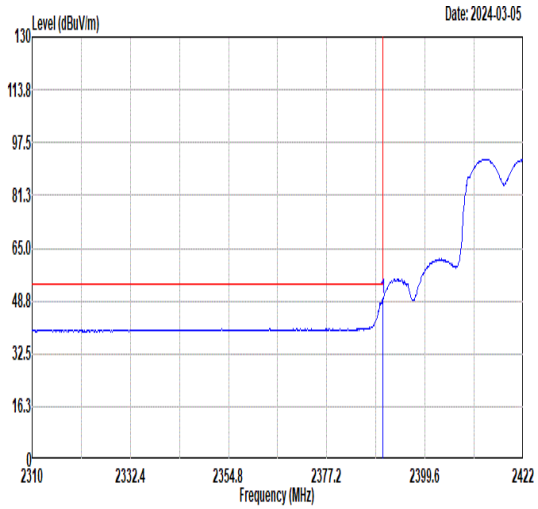 Limit Read Ant Cable Preamp APos TPos Freq Level Line Margin Level Factor Loss Factor Remark MHz dBuV/m dBuV/m dB dBuV dB/m dB dB cm deg 1 2389.97 49.40 54.00 -4.60 45.91 32.36 4.80 33.67 400 123 AVERAGE	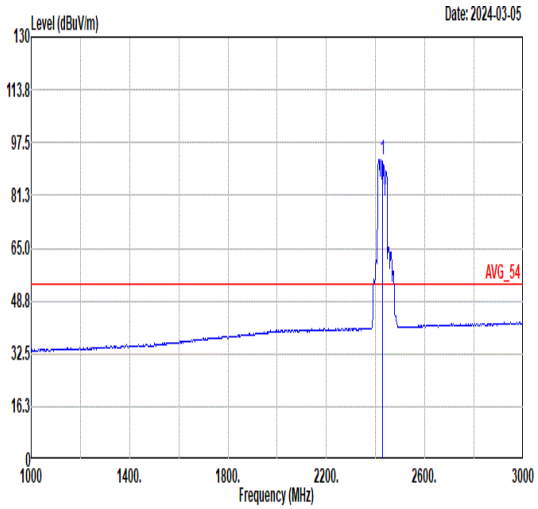 Limit Read Ant Cable Preamp APos TPos Freq Level Line Margin Level Factor Loss Factor Remark MHz dBuV/m dBuV/m dB dBuV dB/m dB dB cm deg 1 2427.00 92.37 ------ ------ 88.83 32.37 4.82 33.65 400 123 AVERAGE

Mode	25	
	Band Edge - R	
	2400-2483.5_802.11n HT40_CH04_2427MHz	
ANT	3+5	
Pol.	Horizontal	Fundamental
Peak	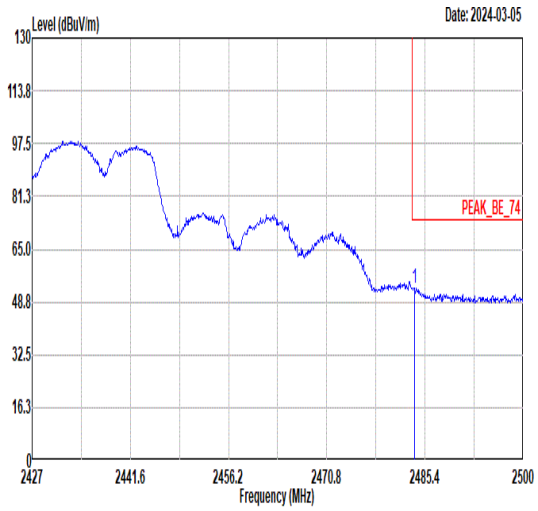 Limit Read Ant Cable Preamp APos TPos Freq Level Line Margin Level Factor Loss Factor Remark MHz dBuV/m dBuV/m dB dBuV dB/m dB dB cm deg 1 2483.79 52.83 74.00 -21.17 49.12 32.40 4.92 33.61 400 123 PEAK	Blank
Avg	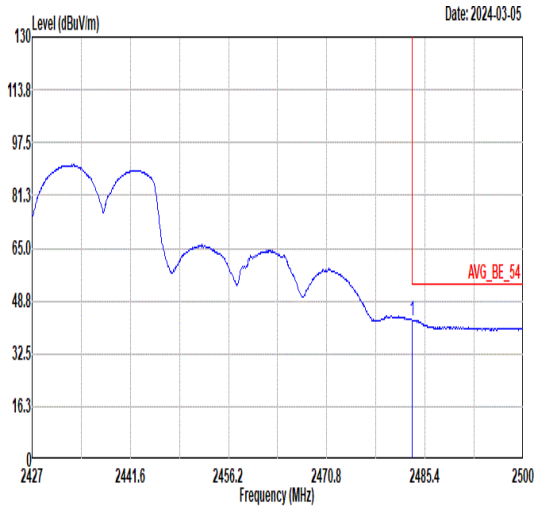 Limit Read Ant Cable Preamp APos TPos Freq Level Line Margin Level Factor Loss Factor Remark MHz dBuV/m dBuV/m dB dBuV dB/m dB dB cm deg 1 2483.50 42.77 54.00 -11.23 39.07 32.39 4.92 33.61 400 123 AVERAGE	Blank

Mode	25	
	Band Edge - L	
	2400-2483.5_802.11n HT40_CH04_2427MHz	
ANT	3+5	
Pol.	Vertical	Fundamental
Peak	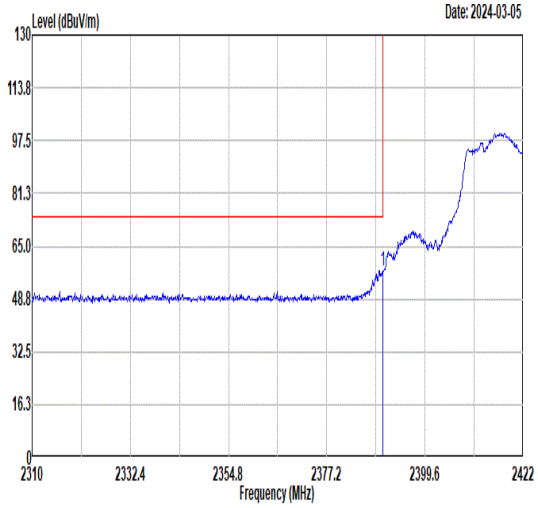 Freq Level Limit Line Margin Read Level Ant Factor Cable Loss Preamp Factor APos TPos Remark MHz dBuV/m dBuV/m dB dBuV dB/m dB dB cm deg 1 2389.97 57.62 74.00 -16.38 54.13 32.36 4.80 33.67 366 247 PEAK	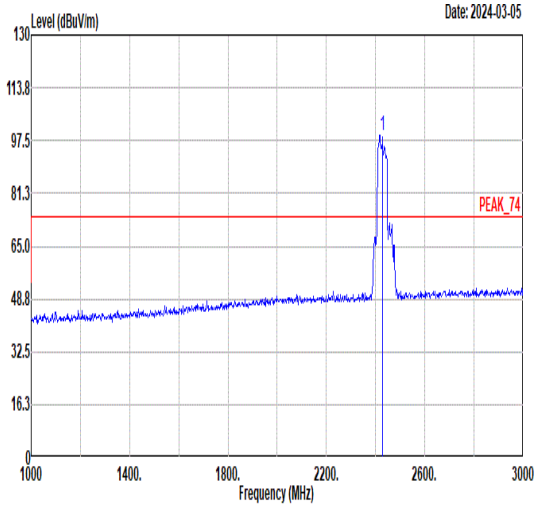 Freq Level Limit Line Margin Read Level Ant Factor Cable Loss Preamp Factor APos TPos Remark MHz dBuV/m dBuV/m dB dBuV dB/m dB dB cm deg 1 2427.00 99.10 ------ ------ 95.55 32.37 4.83 33.65 366 247 PEAK
Avg	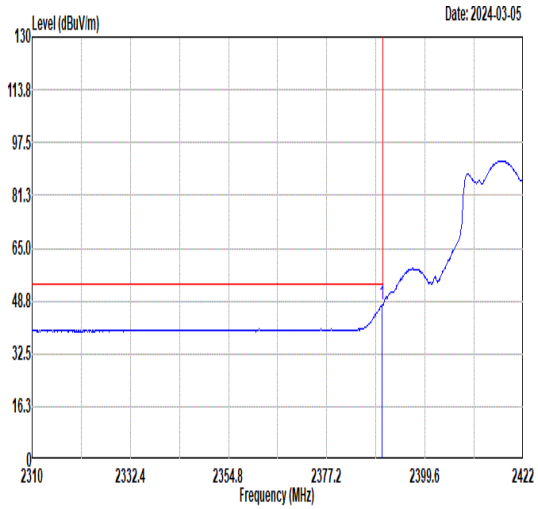 Freq Level Limit Line Margin Read Level Ant Factor Cable Loss Preamp Factor APos TPos Remark MHz dBuV/m dBuV/m dB dBuV dB/m dB dB cm deg 1 2389.86 47.41 54.00 -6.59 43.92 32.36 4.80 33.67 366 247 AVERAGE	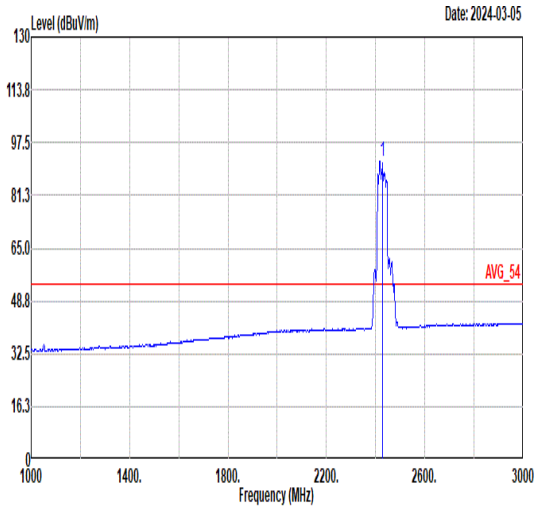 Freq Level Limit Line Margin Read Level Ant Factor Cable Loss Preamp Factor APos TPos Remark MHz dBuV/m dBuV/m dB dBuV dB/m dB dB cm deg 1 2427.00 91.71 ------ ------ 88.16 32.37 4.83 33.65 366 247 AVERAGE

Mode	25	
	Band Edge - R	
	2400-2483.5_802.11n HT40_CH04_2427MHz	
ANT	3+5	
Pol.	Vertical	Fundamental
Peak	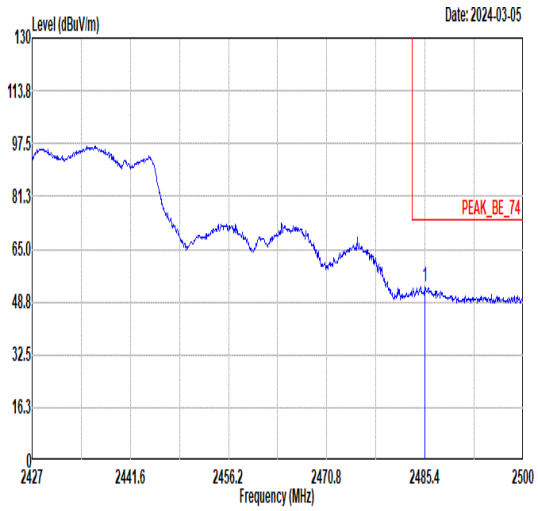 Freq Level Limit Line Margin Read Level Ant Factor Cable Loss Preamp Factor APos TPos Remark MHz dBuV/m dBuV/m dB dBuV dB/m dB dB cm deg 1 2485.33 53.41 74.00 -20.59 49.70 32.40 4.92 33.61 366 247 PEAK	Blank
Avg	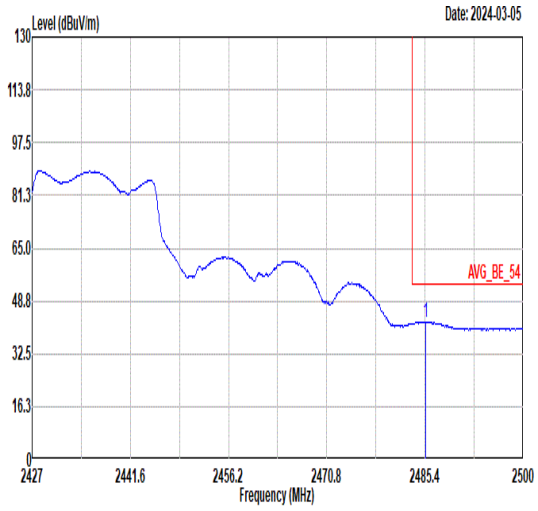 Freq Level Limit Line Margin Read Level Ant Factor Cable Loss Preamp Factor APos TPos Remark MHz dBuV/m dBuV/m dB dBuV dB/m dB dB cm deg 1 2485.55 42.36 54.00 -11.64 38.65 32.40 4.92 33.61 366 247 AVERAGE	Blank

Mode	26	
	Band Edge - L	
	2400-2483.5_802.11n HT40_CH07_2442MHz	
ANT	3+5	
Pol.	Horizontal	Fundamental
Peak	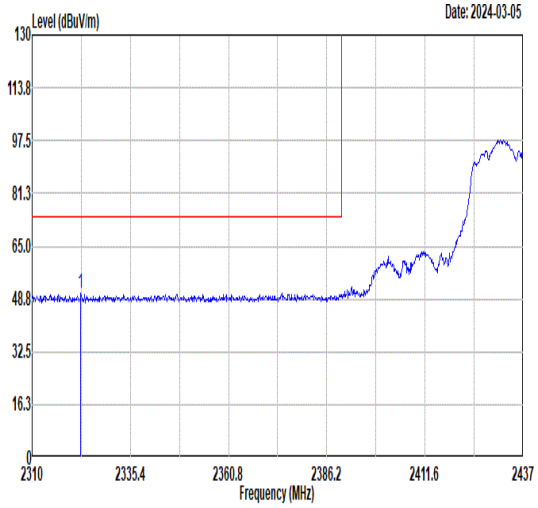 Limit Read Ant Cable Preamp APos TPos Freq Level Line Margin Level Factor Loss Factor Remark MHz dBuV/m dBuV/m dB dBuV dB/m dB dB cm deg 1 2322.57 50.73 74.00 -23.27 47.38 32.33 4.73 33.71 300 295 PEAK	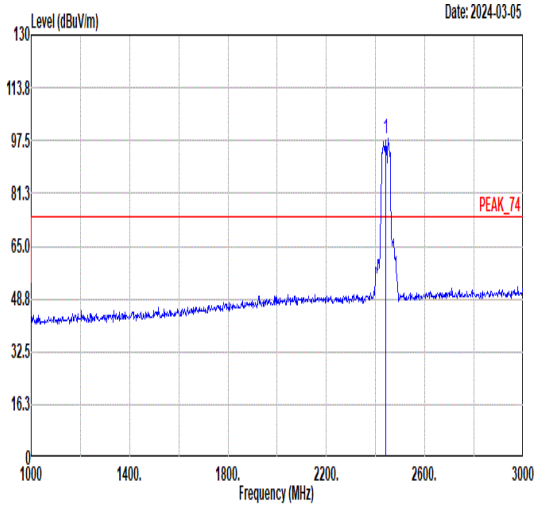 Limit Read Ant Cable Preamp APos TPos Freq Level Line Margin Level Factor Loss Factor Remark MHz dBuV/m dBuV/m dB dBuV dB/m dB dB cm deg 1 2442.00 97.96 ------ ------ 94.33 32.38 4.88 33.63 300 295 PEAK
Avg	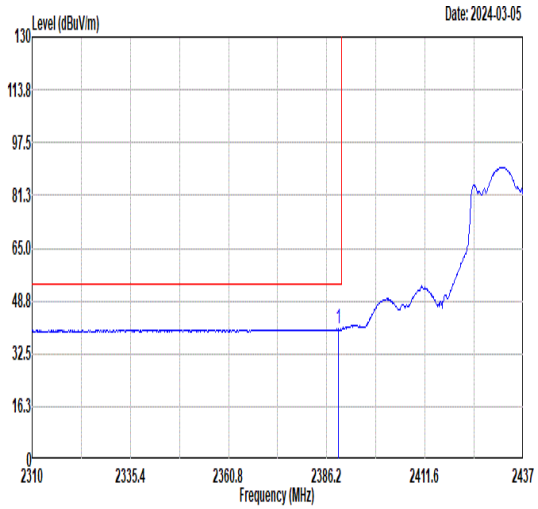 Limit Read Ant Cable Preamp APos TPos Freq Level Line Margin Level Factor Loss Factor Remark MHz dBuV/m dBuV/m dB dBuV dB/m dB dB cm deg 1 2389.12 40.11 54.00 -13.89 36.63 32.36 4.79 33.67 300 295 AVERAGE	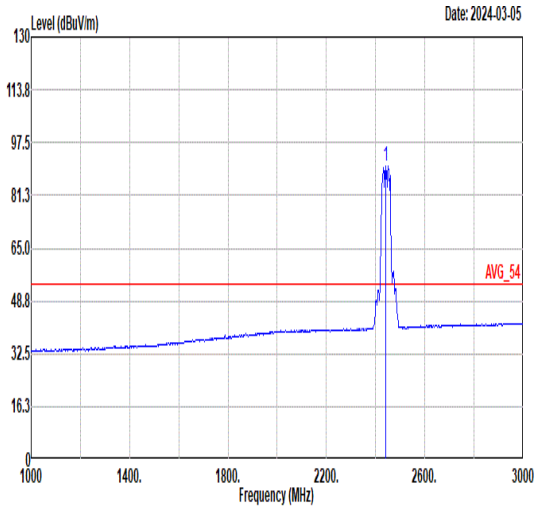 Limit Read Ant Cable Preamp APos TPos Freq Level Line Margin Level Factor Loss Factor Remark MHz dBuV/m dBuV/m dB dBuV dB/m dB dB cm deg 1 2442.00 90.23 ------ ------ 86.63 32.38 4.86 33.64 300 295 AVERAGE

Mode	26	
	Band Edge - R	
	2400-2483.5_802.11n HT40_CH07_2442MHz	
ANT	3+5	
Pol.	Horizontal	Fundamental
Peak	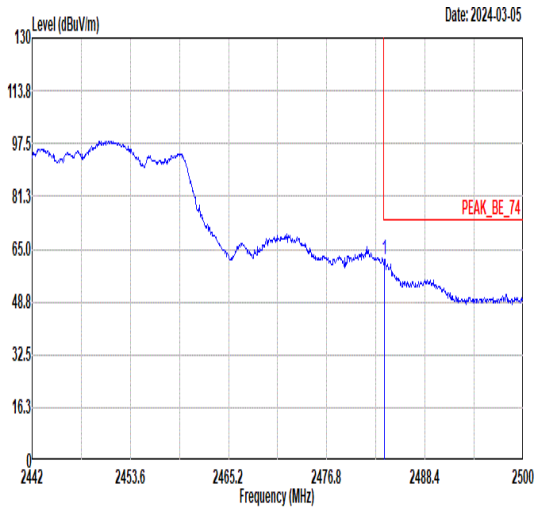 Freq Level Limit Line Margin Read Level Ant Factor Cable Loss Preamp Factor APos TPos Remark MHz dBuV/m dBuV/m dB dBuV dB/m dB dB cm deg 1 2483.64 61.97 74.00 -12.03 58.27 32.39 4.92 33.61 300 295 PEAK	Blank
Avg	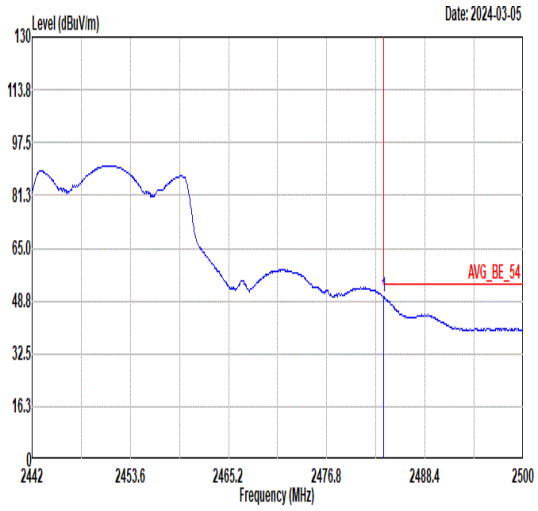 Freq Level Limit Line Margin Read Level Ant Factor Cable Loss Preamp Factor APos TPos Remark MHz dBuV/m dBuV/m dB dBuV dB/m dB dB cm deg 1 2483.53 49.83 54.00 -4.17 46.13 32.39 4.92 33.61 300 295 AVERAGE	Blank

Mode	26	
	Band Edge - L	
	2400-2483.5_802.11n HT40_CH07_2442MHz	
ANT	3+5	
Pol.	Vertical	Fundamental
Peak	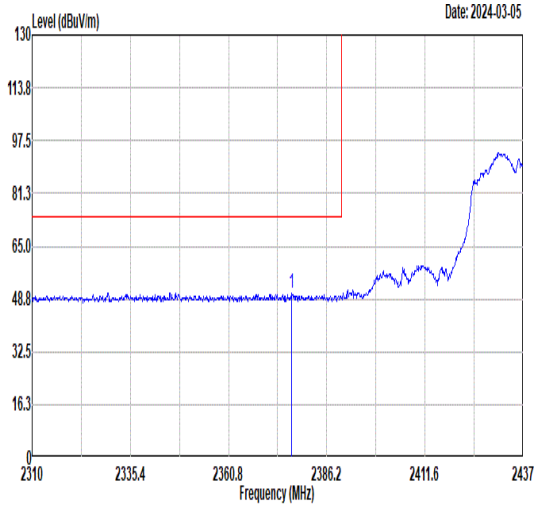 Freq Level Limit Line Margin Read Level Ant Factor Cable Loss Preamp Factor APos TPos Remark MHz dBuV/m dBuV/m dB dBuV dB/m dB dB cm deg 1 2377.18 50.68 74.00 -23.32 47.23 32.35 4.78 33.68 383 263 PEAK	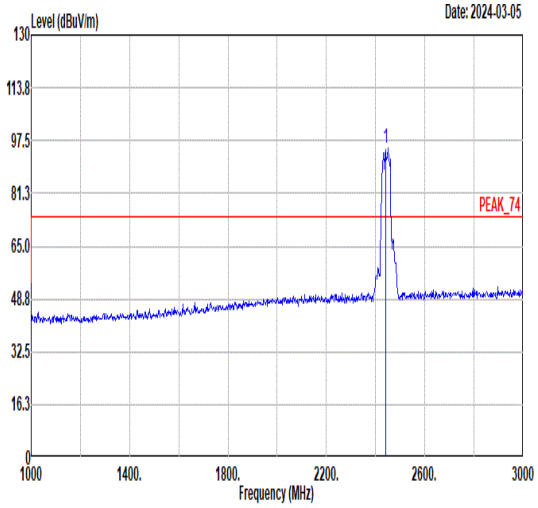 Freq Level Limit Line Margin Read Level Ant Factor Cable Loss Preamp Factor APos TPos Remark MHz dBuV/m dBuV/m dB dBuV dB/m dB dB cm deg 1 2442.00 94.95 ------ ------ 91.33 32.38 4.87 33.63 383 263 PEAK
Avg	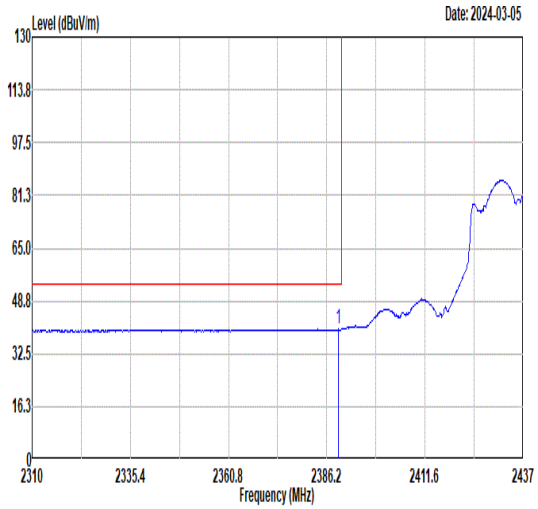 Freq Level Limit Line Margin Read Level Ant Factor Cable Loss Preamp Factor APos TPos Remark MHz dBuV/m dBuV/m dB dBuV dB/m dB dB cm deg 1 2389.12 40.02 54.00 -13.98 36.54 32.36 4.79 33.67 383 263 AVERAGE	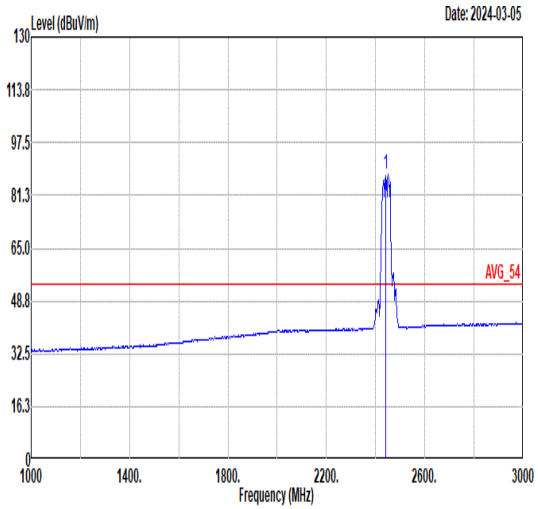 Freq Level Limit Line Margin Read Level Ant Factor Cable Loss Preamp Factor APos TPos Remark MHz dBuV/m dBuV/m dB dBuV dB/m dB dB cm deg 1 2442.00 87.84 ------ ------ 84.21 32.38 4.88 33.63 383 263 AVERAGE

Mode	26	
	Band Edge - R	
	2400-2483.5_802.11n HT40_CH07_2442MHz	
ANT	3+5	
Pol.	Vertical	Fundamental
Peak	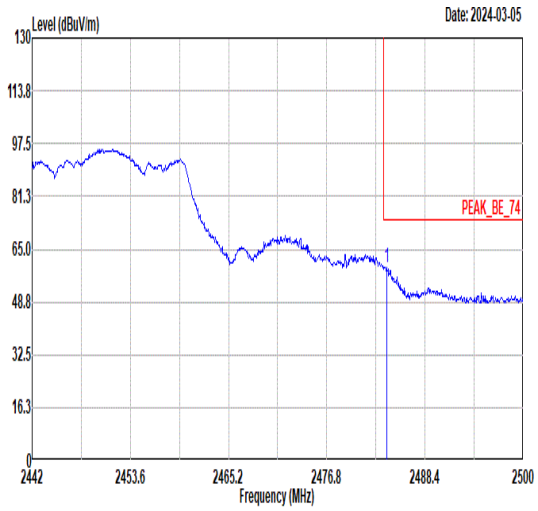 Freq Level Limit Line Margin Read Level Ant Factor Cable Loss Preamp Factor APos TPos Remark MHz dBuV/m dBuV/m dB dBuV dB/m dB dB cm deg 1 2483.88 59.50 74.00 -14.50 55.79 32.40 4.92 33.61 383 263 PEAK	Blank
Avg	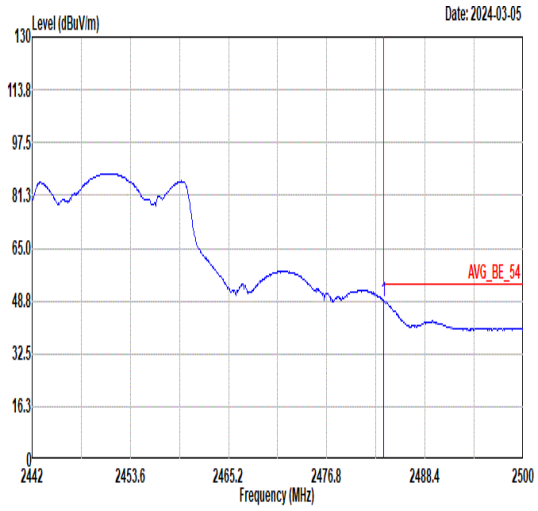 Freq Level Limit Line Margin Read Level Ant Factor Cable Loss Preamp Factor APos TPos Remark MHz dBuV/m dBuV/m dB dBuV dB/m dB dB cm deg 1 2483.53 48.71 54.00 -5.29 45.01 32.39 4.92 33.61 383 263 AVERAGE	Blank

Mode	27	
	Band Edge - L	
	2400-2483.5_802.11n HT40_CH08_2447MHz	
ANT	3+5	
Pol.	Horizontal	Fundamental
Peak	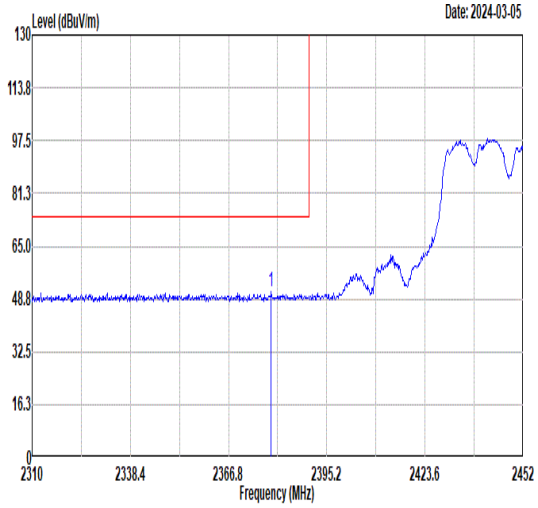 Freq Level Limit Line Margin Read Level Ant Factor Cable Loss Preamp Factor APos TPos Remark MHz dBuV/m dBuV/m dB dBuV dB/m dB dB cm deg 1 2379.15 50.78 74.00 -23.22 47.32 32.35 4.78 33.67 121 131 PEAK	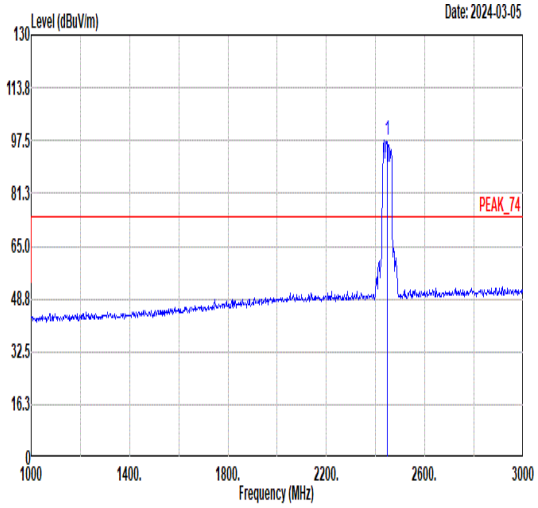 Freq Level Limit Line Margin Read Level Ant Factor Cable Loss Preamp Factor APos TPos Remark MHz dBuV/m dBuV/m dB dBuV dB/m dB dB cm deg 1 2447.00 97.44 ------ ------ 93.86 32.37 4.85 33.64 121 131 PEAK
Avg	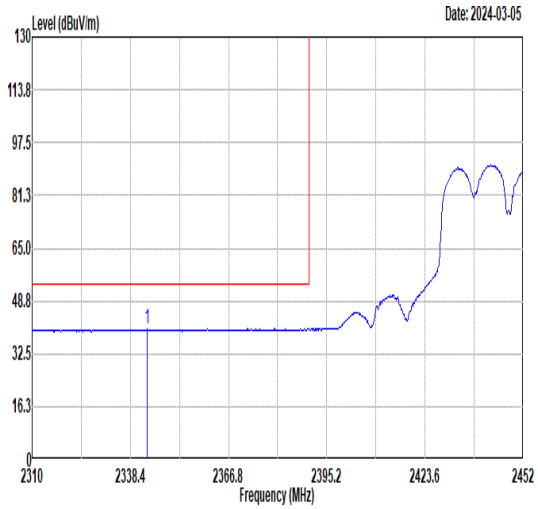 Freq Level Limit Line Margin Read Level Ant Factor Cable Loss Preamp Factor APos TPos Remark MHz dBuV/m dBuV/m dB dBuV dB/m dB dB cm deg 1 2343.37 40.12 54.00 -13.88 36.73 32.34 4.75 33.70 121 131 AVERAGE	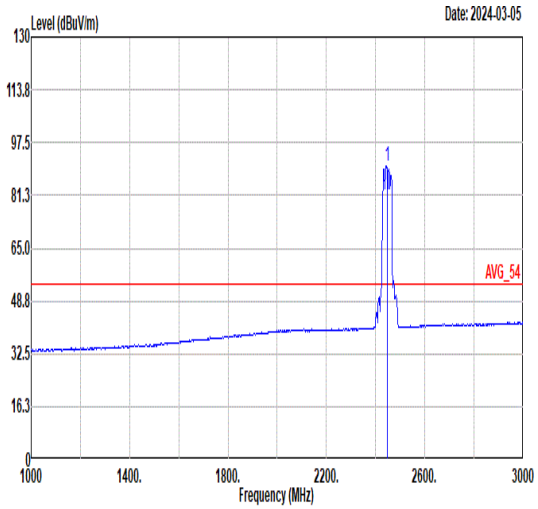 Freq Level Limit Line Margin Read Level Ant Factor Cable Loss Preamp Factor APos TPos Remark MHz dBuV/m dBuV/m dB dBuV dB/m dB dB cm deg 1 2447.00 90.51 ------ ------ 86.91 32.38 4.86 33.64 121 131 AVERAGE

Mode	27	
	Band Edge - R	
	2400-2483.5_802.11n HT40_CH08_2447MHz	
ANT	3+5	
Pol.	Horizontal	Fundamental
Peak	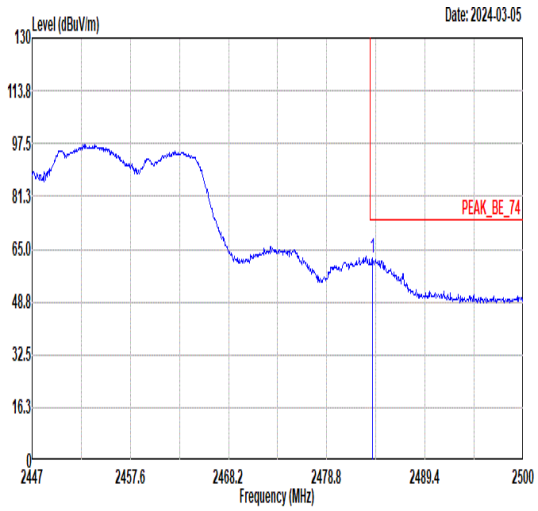 Freq Level Limit Line Margin Read Level Ant Factor Cable Loss Preamp Factor APos TPos Remark MHz dBuV/m dBuV/m dB dBuV dB/m dB dB cm deg 1 2483.73 62.36 74.00 -11.64 58.65 32.40 4.92 33.61 121 131 PEAK	Blank
Avg	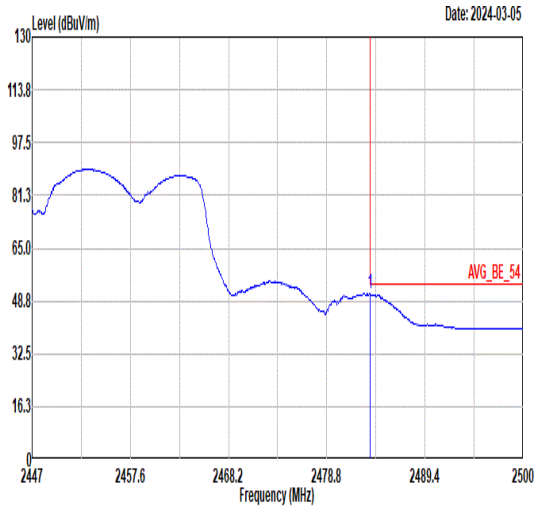 Freq Level Limit Line Margin Read Level Ant Factor Cable Loss Preamp Factor APos TPos Remark MHz dBuV/m dBuV/m dB dBuV dB/m dB dB cm deg 1 2483.52 50.84 54.00 -3.16 47.14 32.39 4.92 33.61 121 131 AVERAGE	Blank

Mode	27	
	Band Edge - L	
	2400-2483.5_802.11n HT40_CH08_2447MHz	
ANT	3+5	
Pol.	Vertical	Fundamental
Peak	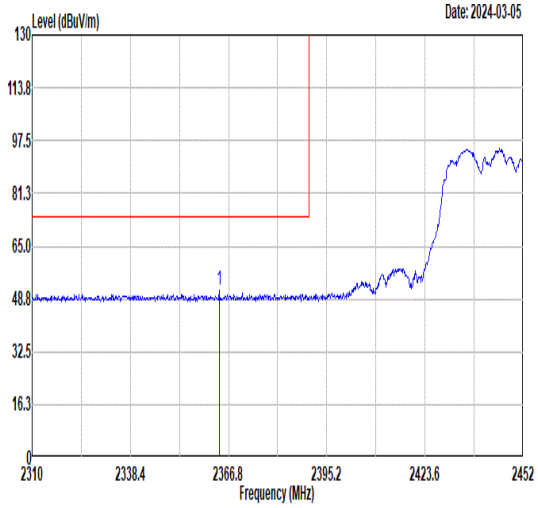 Freq Level Limit Line Margin Read Level Ant Factor Cable Loss Preamp Factor APos TPos Remark MHz dBuV/m dBuV/m dB dBuV dB/m dB dB cm deg 1 2364.10 51.52 74.00 -22.48 48.08 32.35 4.77 33.68 300 268 PEAK	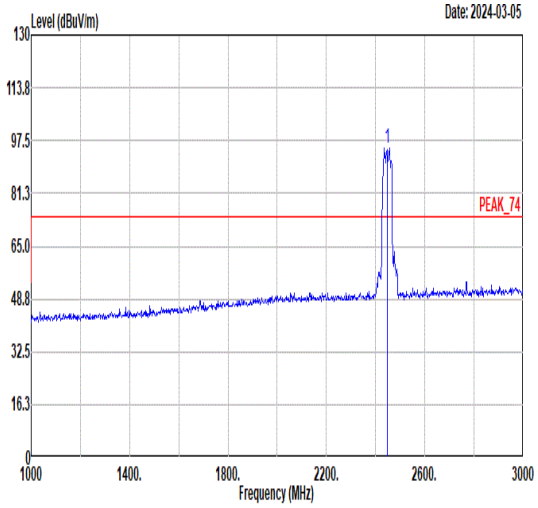 Freq Level Limit Line Margin Read Level Ant Factor Cable Loss Preamp Factor APos TPos Remark MHz dBuV/m dBuV/m dB dBuV dB/m dB dB cm deg 1 2447.00 95.12 ------ ------ 91.53 32.38 4.85 33.64 300 268 PEAK
Avg	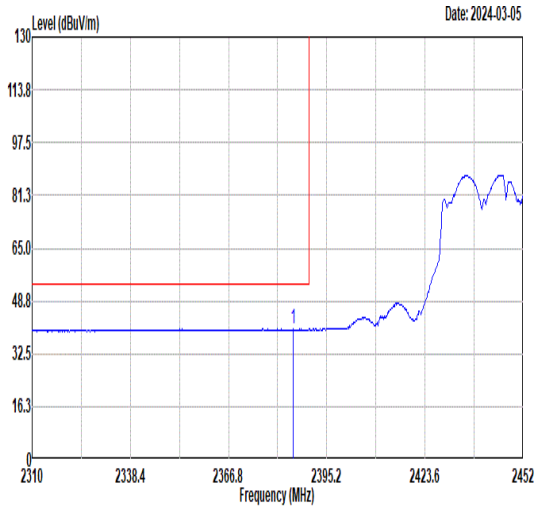 Freq Level Limit Line Margin Read Level Ant Factor Cable Loss Preamp Factor APos TPos Remark MHz dBuV/m dBuV/m dB dBuV dB/m dB dB cm deg 1 2385.54 40.18 54.00 -13.82 36.70 32.36 4.79 33.67 300 268 AVERAGE	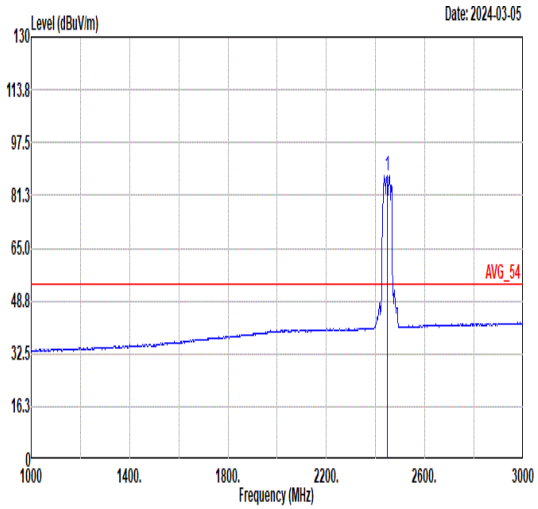 Freq Level Limit Line Margin Read Level Ant Factor Cable Loss Preamp Factor APos TPos Remark MHz dBuV/m dBuV/m dB dBuV dB/m dB dB cm deg 1 2447.00 87.48 ------ ------ 83.86 32.38 4.87 33.63 300 268 AVERAGE

Mode	27	
	Band Edge - R	
	2400-2483.5_802.11n HT40_CH08_2447MHz	
ANT	3+5	
Pol.	Vertical	Fundamental
Peak	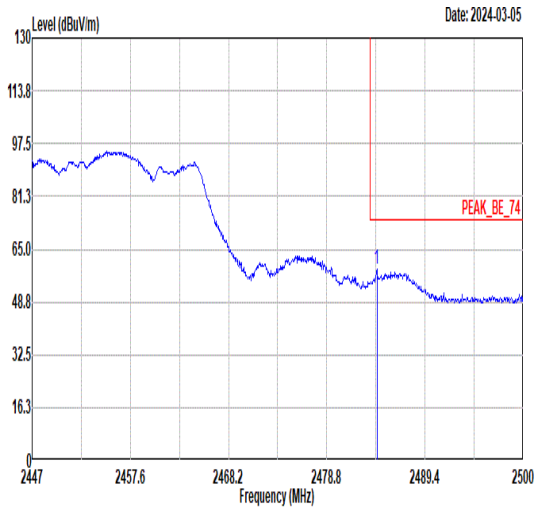 Freq Level Limit Line Margin Read Level Ant Factor Cable Loss Preamp Factor APos TPos Remark MHz dBuV/m dBuV/m dB dBuV dB/m dB dB cm deg 1 2484.21 58.79 74.00 -15.21 55.08 32.40 4.92 33.61 300 268 PEAK	Blank
Avg	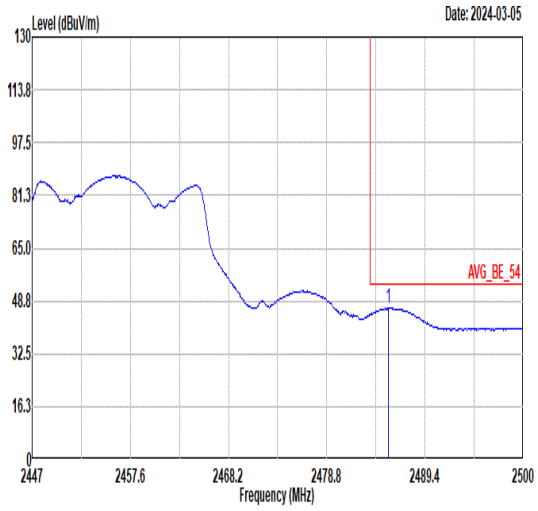 Freq Level Limit Line Margin Read Level Ant Factor Cable Loss Preamp Factor APos TPos Remark MHz dBuV/m dBuV/m dB dBuV dB/m dB dB cm deg 1 2485.48 46.65 54.00 -7.35 42.94 32.40 4.92 33.61 300 268 AVERAGE	Blank

Mode	28	
	Band Edge	
	2400-2483.5_802.11ax HE20_CH10_Full RU _2457MHz	
ANT	3+5	
Pol.	Horizontal	Fundamental
Peak	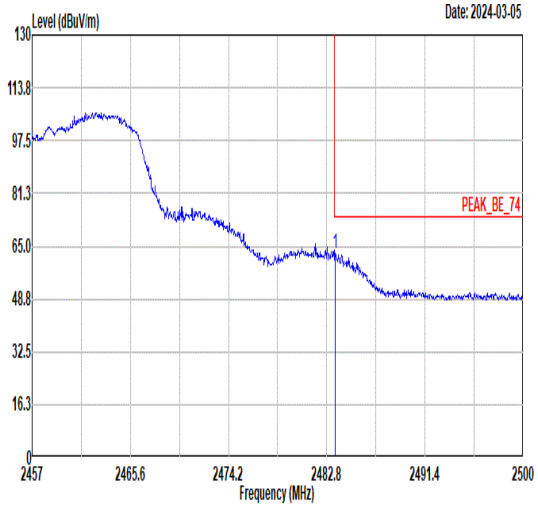 Freq Level Limit Line Margin Read Level Ant Factor Cable Loss Preamp Factor APos TPos Remark MHz dBuV/m dBuV/m dB dBuV dB/m dB dB cm deg 1 2483.53 62.63 74.00 -11.37 58.93 32.39 4.92 33.61 121 128 PEAK	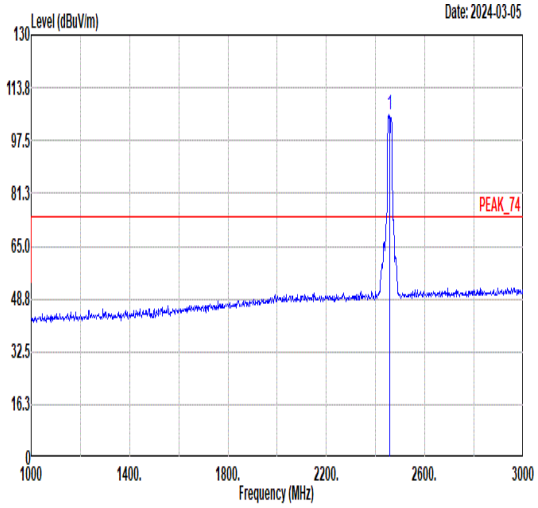 Freq Level Limit Line Margin Read Level Ant Factor Cable Loss Preamp Factor APos TPos Remark MHz dBuV/m dBuV/m dB dBuV dB/m dB dB cm deg 1 2457.00 105.43 ------ ------ 101.80 32.38 4.88 33.63 121 128 PEAK
Avg	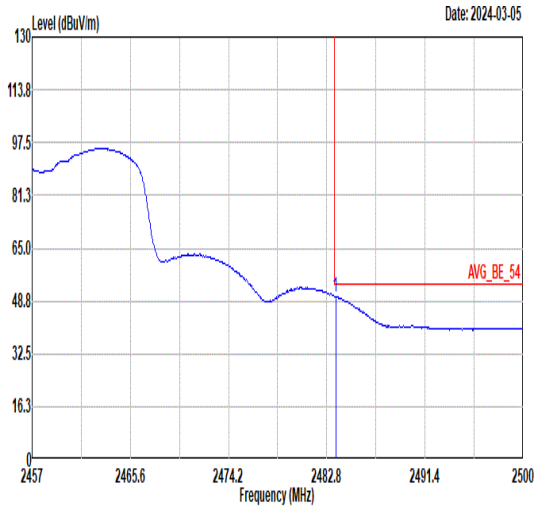 Freq Level Limit Line Margin Read Level Ant Factor Cable Loss Preamp Factor APos TPos Remark MHz dBuV/m dBuV/m dB dBuV dB/m dB dB cm deg 1 2483.57 49.98 54.00 -4.02 46.28 32.39 4.92 33.61 121 128 AVERAGE	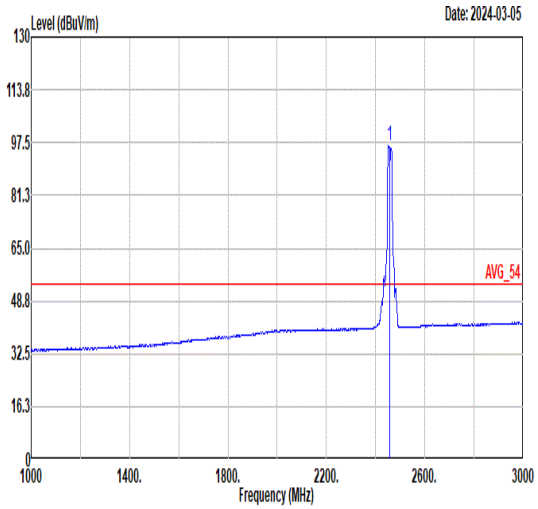 Freq Level Limit Line Margin Read Level Ant Factor Cable Loss Preamp Factor APos TPos Remark MHz dBuV/m dBuV/m dB dBuV dB/m dB dB cm deg 1 2457.00 96.50 ------ ------ 92.87 32.38 4.88 33.63 121 128 AVERAGE

Mode	28	
	Band Edge	
	2400-2483.5_802.11ax HE20_CH10_Full RU _2457MHz	
ANT	3+5	
Pol.	Vertical	Fundamental
Peak	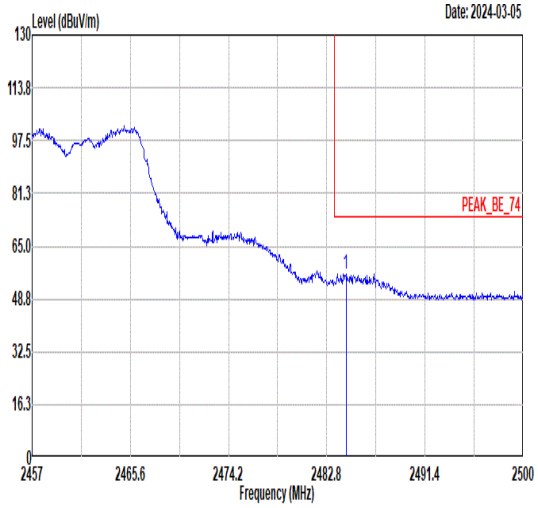 Freq Level Limit Line Margin Read Level Ant Factor Cable Loss Preamp Factor APos TPos Remark MHz dBuV/m dBuV/m dB dBuV dB/m dB dB cm deg 1 2484.48 56.52 74.00 -17.48 52.81 32.40 4.92 33.61 375 270 PEAK	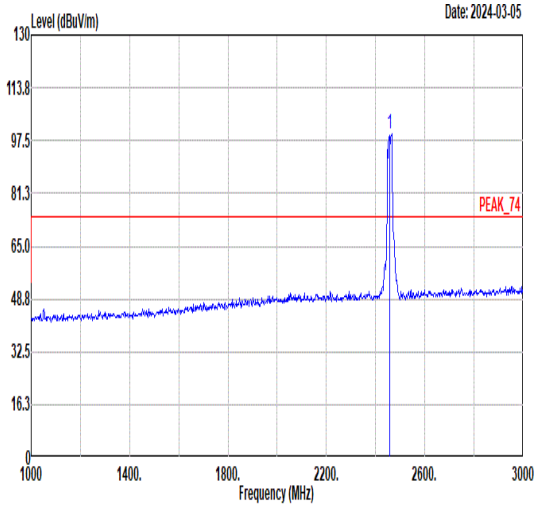 Freq Level Limit Line Margin Read Level Ant Factor Cable Loss Preamp Factor APos TPos Remark MHz dBuV/m dBuV/m dB dBuV dB/m dB dB cm deg 1 2457.00 99.61 ------ ------ 95.94 32.39 4.90 33.62 375 270 PEAK
Avg	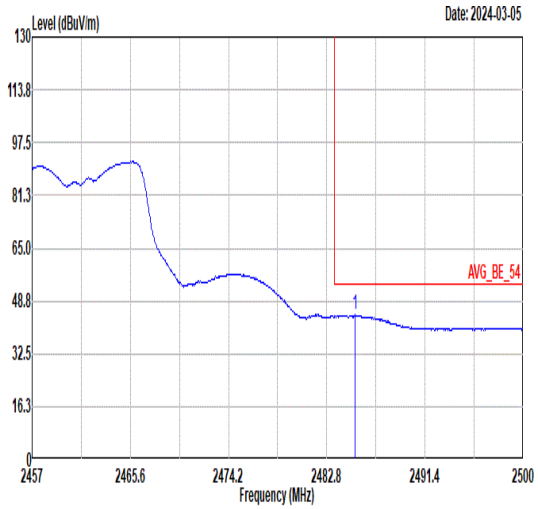 Freq Level Limit Line Margin Read Level Ant Factor Cable Loss Preamp Factor APos TPos Remark MHz dBuV/m dBuV/m dB dBuV dB/m dB dB cm deg 1 2485.25 44.40 54.00 -9.60 40.69 32.40 4.92 33.61 375 270 AVERAGE	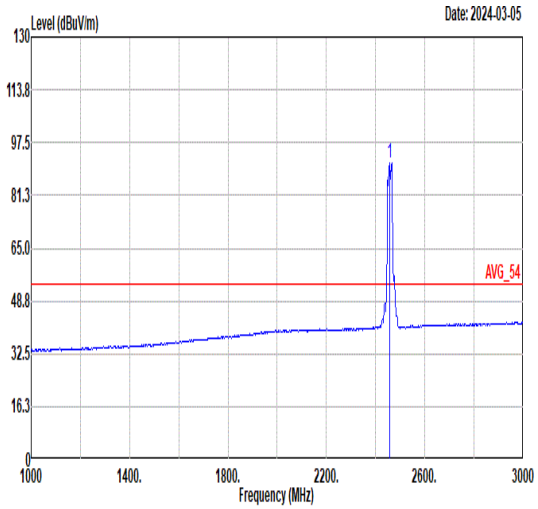 Freq Level Limit Line Margin Read Level Ant Factor Cable Loss Preamp Factor APos TPos Remark MHz dBuV/m dBuV/m dB dBuV dB/m dB dB cm deg 1 2457.00 91.48 ------ ------ 87.81 32.39 4.90 33.62 375 270 AVERAGE

Mode	29	
	Band Edge - L	
	2400-2483.5_802.11ax HE40_CH07_Full RU _2442MHz	
ANT	3+5	
Pol.	Horizontal	Fundamental
Peak	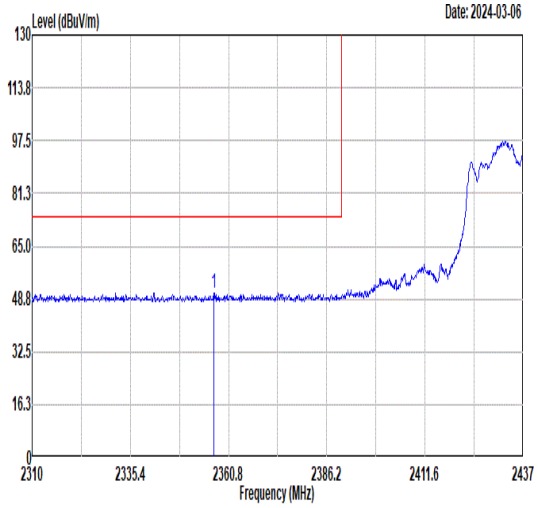 Freq Level Limit Line Margin Read Level Ant Factor Cable Loss Preamp Factor APos TPos Remark MHz dBuV/m dBuV/m dB dBuV dB/m dB dB cm deg 1 2356.99 50.47 74.00 -23.53 47.06 32.34 4.76 33.69 383 278 PEAK	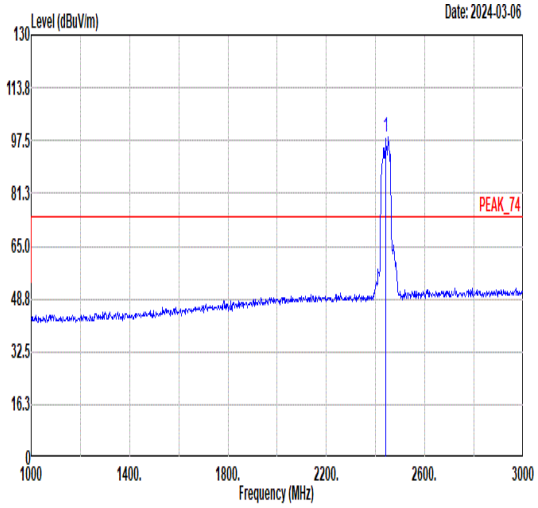 Freq Level Limit Line Margin Read Level Ant Factor Cable Loss Preamp Factor APos TPos Remark MHz dBuV/m dBuV/m dB dBuV dB/m dB dB cm deg 1 2442.00 98.50 ------ ------ 94.87 32.38 4.88 33.63 383 278 PEAK
Avg	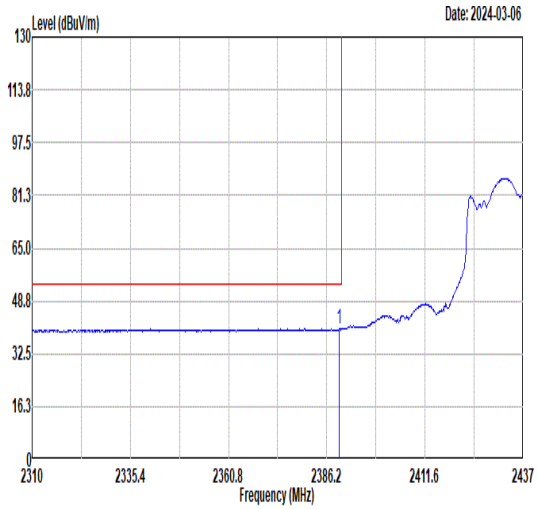 Freq Level Limit Line Margin Read Level Ant Factor Cable Loss Preamp Factor APos TPos Remark MHz dBuV/m dBuV/m dB dBuV dB/m dB dB cm deg 1 2389.50 40.25 54.00 -13.75 36.76 32.36 4.80 33.67 383 278 AVERAGE	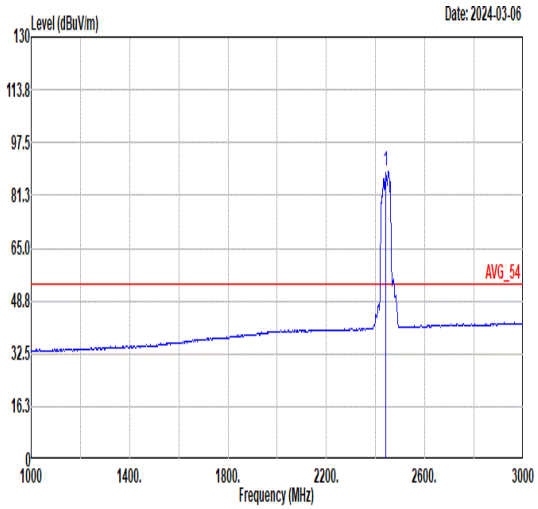 Freq Level Limit Line Margin Read Level Ant Factor Cable Loss Preamp Factor APos TPos Remark MHz dBuV/m dBuV/m dB dBuV dB/m dB dB cm deg 1 2442.00 88.91 ------ ------ 85.28 32.38 4.88 33.63 383 278 AVERAGE

Mode	29	
	Band Edge - R	
	2400-2483.5_802.11ax HE40_CH07_Full RU _2442MHz	
ANT	3+5	
Pol.	Horizontal	Fundamental
Peak	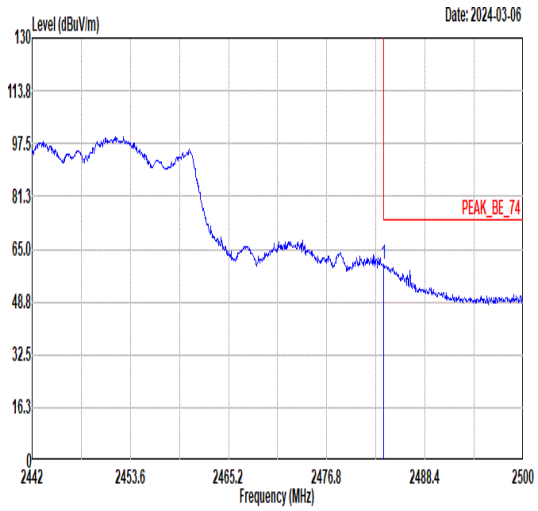 Freq Level Limit Line Margin Read Level Ant Factor Cable Loss Preamp Factor APos TPos Remark MHz dBuV/m dBuV/m dB dBuV dB/m dB dB cm deg 1 2483.53 60.29 74.00 -13.71 56.59 32.39 4.92 33.61 383 278 PEAK	Blank
Avg	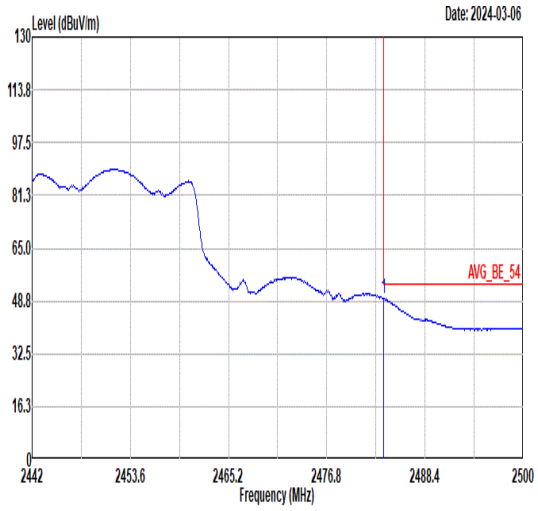 Freq Level Limit Line Margin Read Level Ant Factor Cable Loss Preamp Factor APos TPos Remark MHz dBuV/m dBuV/m dB dBuV dB/m dB dB cm deg 1 2483.53 49.56 54.00 -4.44 45.86 32.39 4.92 33.61 383 278 AVERAGE	Blank

Mode	29	
	Band Edge - L	
	2400-2483.5_802.11ax HE40_CH07_Full RU _2442MHz	
ANT	3+5	
Pol.	Vertical	Fundamental
Peak	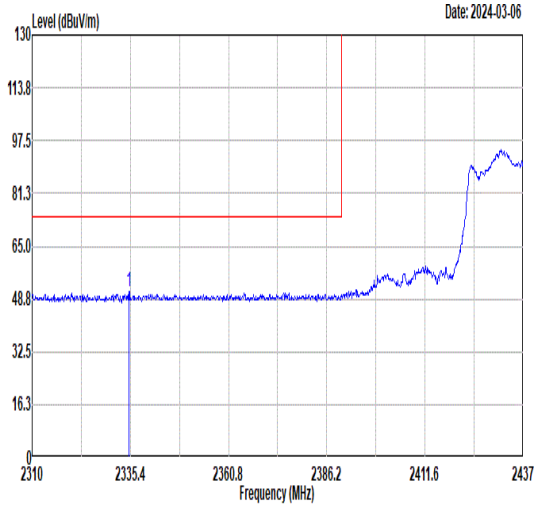 Freq Level Limit Line Margin Read Level Ant Factor Cable Loss Preamp Factor APos TPos Remark MHz dBuV/m dBuV/m dB dBuV dB/m dB dB cm deg 1 2335.02 50.99 74.00 -23.01 47.62 32.33 4.74 33.70 387 252 PEAK	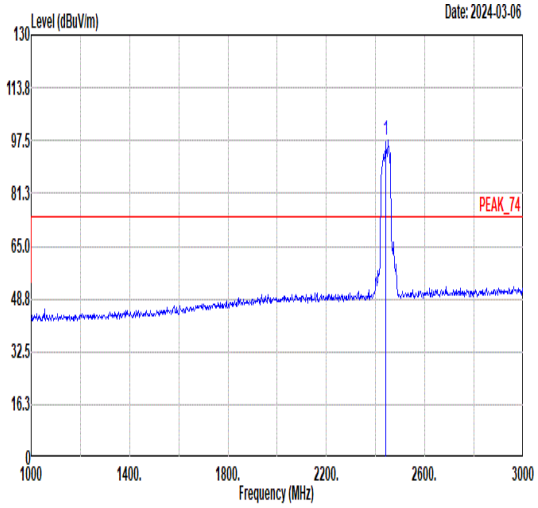 Freq Level Limit Line Margin Read Level Ant Factor Cable Loss Preamp Factor APos TPos Remark MHz dBuV/m dBuV/m dB dBuV dB/m dB dB cm deg 1 2442.00 97.49 ------ ------ 93.87 32.38 4.87 33.63 387 252 PEAK
Avg	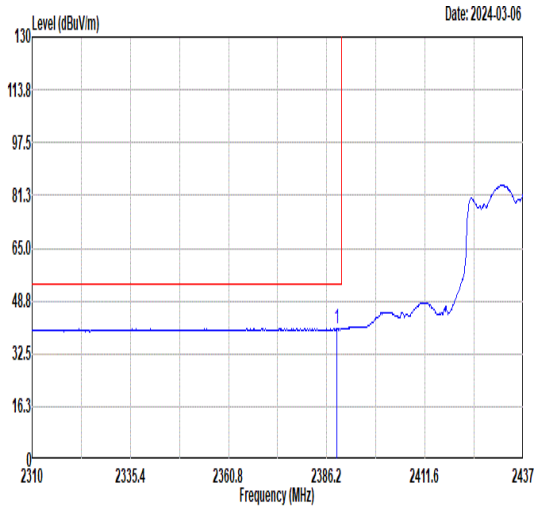 Freq Level Limit Line Margin Read Level Ant Factor Cable Loss Preamp Factor APos TPos Remark MHz dBuV/m dBuV/m dB dBuV dB/m dB dB cm deg 1 2388.87 40.26 54.00 -13.74 36.78 32.36 4.79 33.67 387 252 AVERAGE	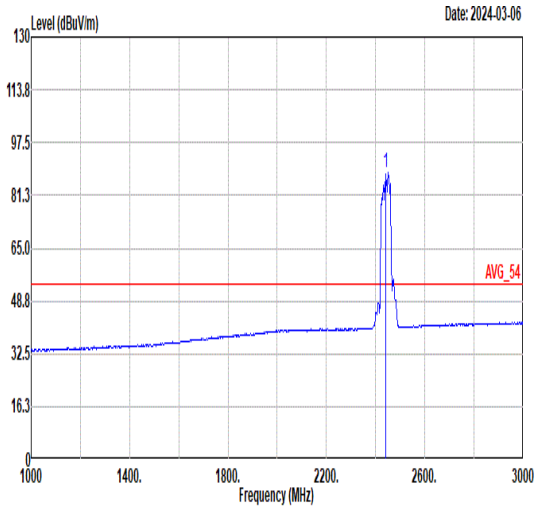 Freq Level Limit Line Margin Read Level Ant Factor Cable Loss Preamp Factor APos TPos Remark MHz dBuV/m dBuV/m dB dBuV dB/m dB dB cm deg 1 2442.00 88.36 ------ ------ 84.73 32.38 4.88 33.63 387 252 AVERAGE

Mode	29	
	Band Edge - R	
	2400-2483.5_802.11ax HE40_CH07_Full RU _2442MHz	
ANT	3+5	
Pol.	Vertical	Fundamental
Peak	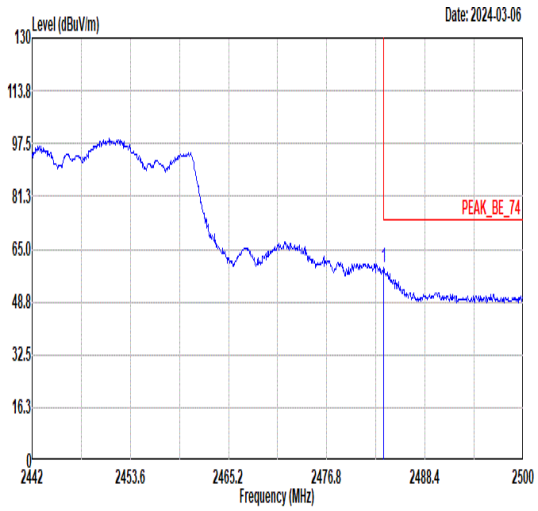 Freq Level Limit Line Margin Read Level Ant Factor Cable Loss Preamp Factor APos TPos Remark MHz dBuV/m dBuV/m dB dBuV dB/m dB dB cm deg 1 2483.53 59.22 74.00 -14.78 55.52 32.39 4.92 33.61 387 252 PEAK	Blank
Avg	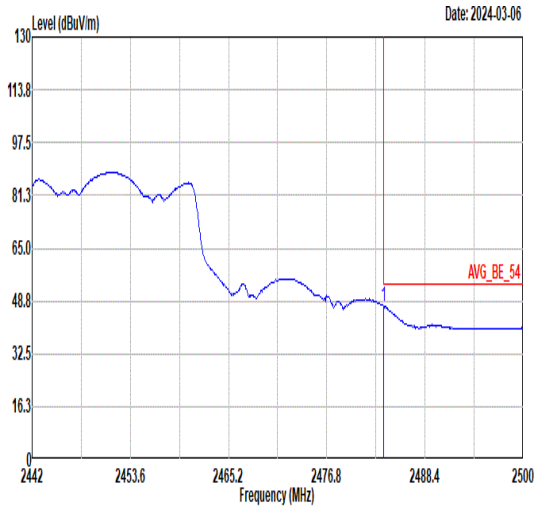 Freq Level Limit Line Margin Read Level Ant Factor Cable Loss Preamp Factor APos TPos Remark MHz dBuV/m dBuV/m dB dBuV dB/m dB dB cm deg 1 2483.53 47.14 54.00 -6.86 43.44 32.39 4.92 33.61 387 252 AVERAGE	Blank

Mode	30	
	Band Edge - L	
	2400-2483.5_802.11ax HE40_CH08_Full RU _2447MHz	
ANT	3+5	
Pol.	Horizontal	Fundamental
Peak	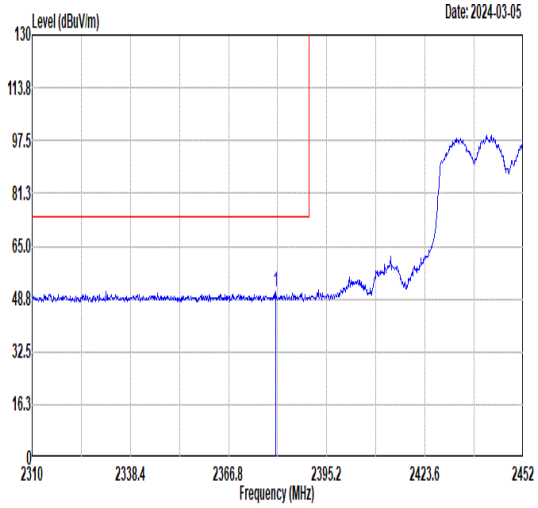 Freq Level Limit Line Margin Read Level Ant Factor Cable Loss Preamp Factor APos TPos Remark MHz dBuV/m dBuV/m dB dBuV dB/m dB dB cm deg 1 2380.43 50.96 74.00 -23.04 47.49 32.35 4.79 33.67 171 136 PEAK	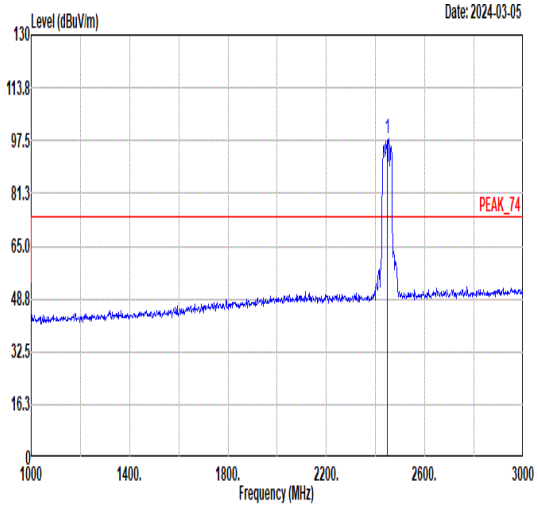 Freq Level Limit Line Margin Read Level Ant Factor Cable Loss Preamp Factor APos TPos Remark MHz dBuV/m dBuV/m dB dBuV dB/m dB dB cm deg 1 2447.00 98.26 ------ ------ 94.63 32.38 4.88 33.63 171 136 PEAK
Avg	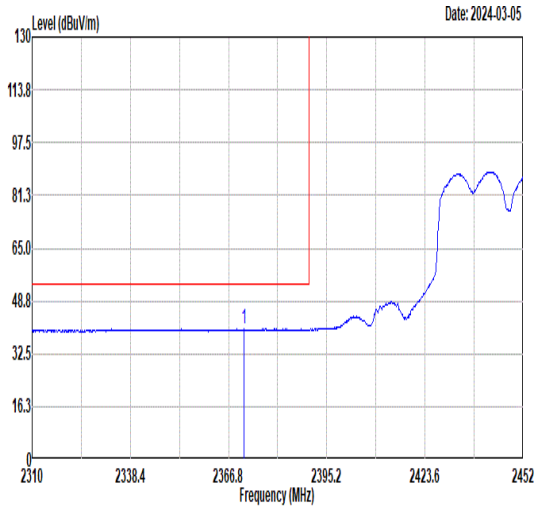 Freq Level Limit Line Margin Read Level Ant Factor Cable Loss Preamp Factor APos TPos Remark MHz dBuV/m dBuV/m dB dBuV dB/m dB dB cm deg 1 2371.20 40.40 54.00 -13.60 36.95 32.35 4.78 33.68 171 136 AVERAGE	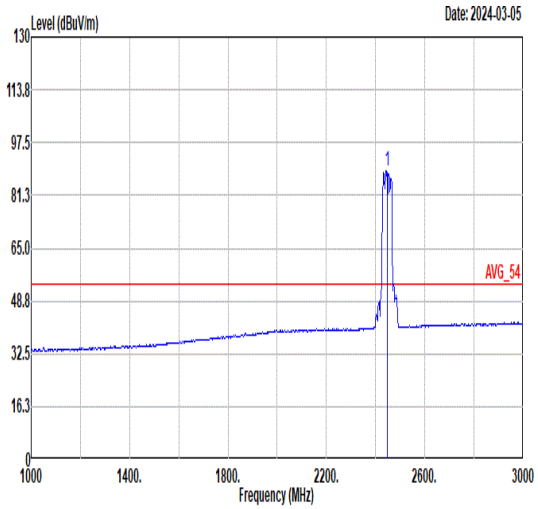 Freq Level Limit Line Margin Read Level Ant Factor Cable Loss Preamp Factor APos TPos Remark MHz dBuV/m dBuV/m dB dBuV dB/m dB dB cm deg 1 2447.00 88.74 ------ ------ 85.14 32.38 4.86 33.64 171 136 AVERAGE

Mode	30	
	Band Edge - R	
	2400-2483.5_802.11ax HE40_CH08_Full RU _2447MHz	
ANT	3+5	
Pol.	Horizontal	Fundamental
Peak	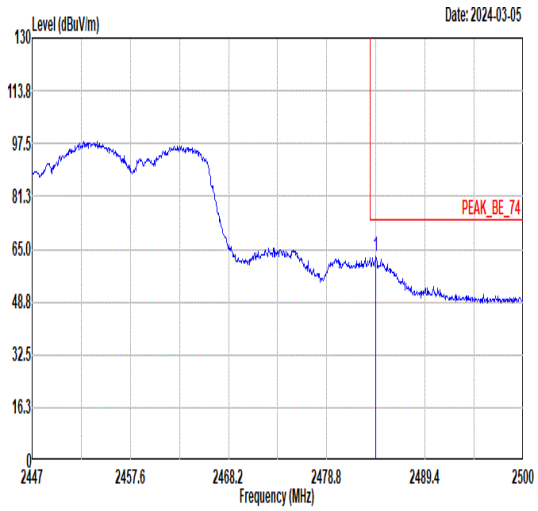 Freq Level Limit Line Margin Read Level Ant Factor Cable Loss Preamp Factor APos TPos Remark MHz dBuV/m dBuV/m dB dBuV dB/m dB dB cm deg 1 2484.10 62.60 74.00 -11.40 58.89 32.40 4.92 33.61 171 136 PEAK	Blank
Avg	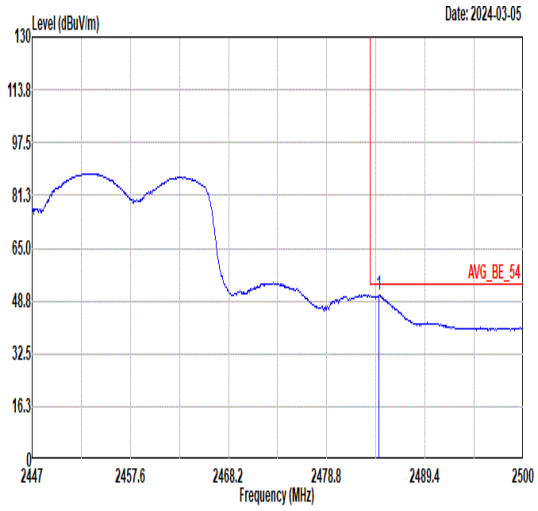 Freq Level Limit Line Margin Read Level Ant Factor Cable Loss Preamp Factor APos TPos Remark MHz dBuV/m dBuV/m dB dBuV dB/m dB dB cm deg 1 2484.42 50.57 54.00 -3.43 46.86 32.40 4.92 33.61 171 136 AVERAGE	Blank

Mode	30	
	Band Edge - L	
	2400-2483.5_802.11ax HE40_CH08_Full RU _2447MHz	
ANT	3+5	
Pol.	Vertical	Fundamental
Peak	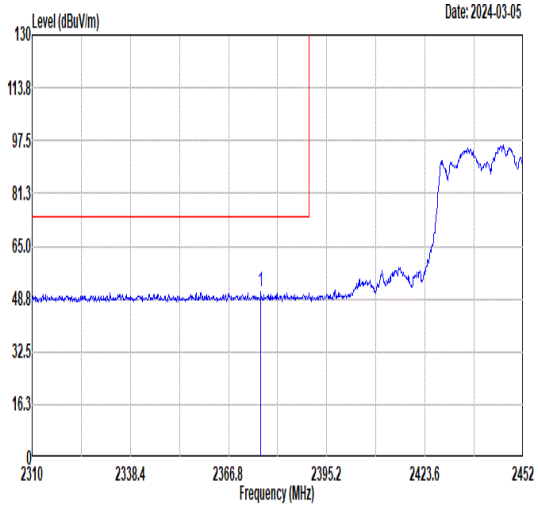 Freq Level Limit Line Margin Read Level Ant Factor Cable Loss Preamp Factor APos TPos Remark MHz dBuV/m dBuV/m dB dBuV dB/m dB dB cm deg 1 2376.17 50.78 74.00 -23.22 47.33 32.35 4.78 33.68 340 254 PEAK	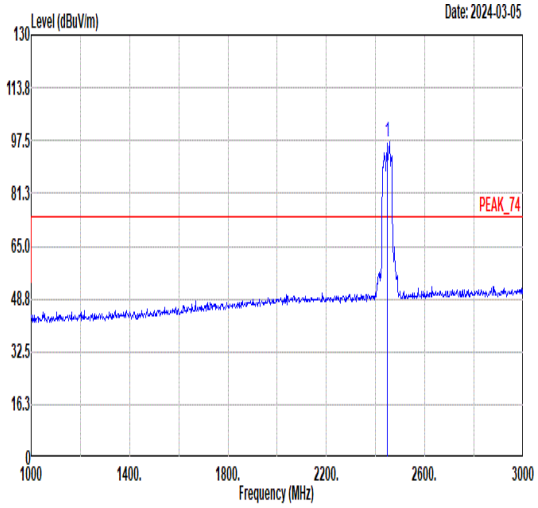 Freq Level Limit Line Margin Read Level Ant Factor Cable Loss Preamp Factor APos TPos Remark MHz dBuV/m dBuV/m dB dBuV dB/m dB dB cm deg 1 2447.00 97.19 ------ ------ 93.56 32.38 4.88 33.63 340 254 PEAK
Avg	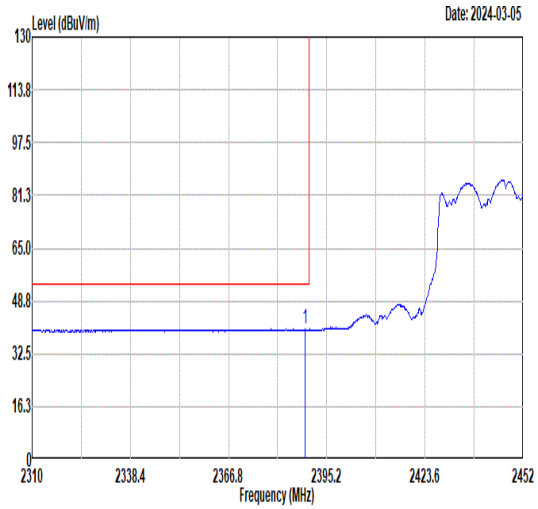 Freq Level Limit Line Margin Read Level Ant Factor Cable Loss Preamp Factor APos TPos Remark MHz dBuV/m dBuV/m dB dBuV dB/m dB dB cm deg 1 2388.95 40.26 54.00 -13.74 36.78 32.36 4.79 33.67 340 254 AVERAGE	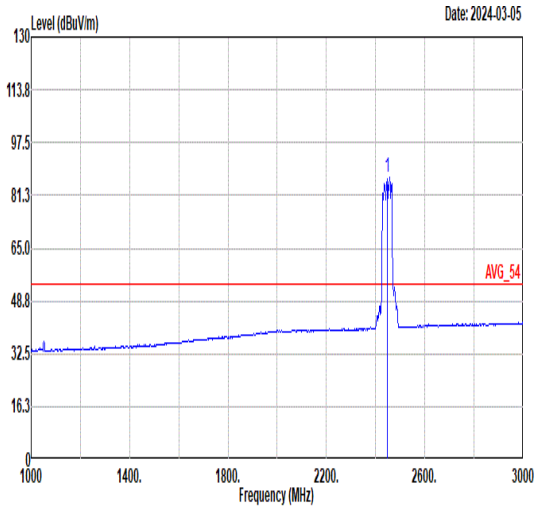 Freq Level Limit Line Margin Read Level Ant Factor Cable Loss Preamp Factor APos TPos Remark MHz dBuV/m dBuV/m dB dBuV dB/m dB dB cm deg 1 2447.00 86.67 ------ ------ 83.04 32.38 4.88 33.63 340 254 AVERAGE

Mode	30	
	Band Edge - R	
	2400-2483.5_802.11ax HE40_CH08_Full RU _2447MHz	
ANT	3+5	
Pol.	Vertical	Fundamental
Peak	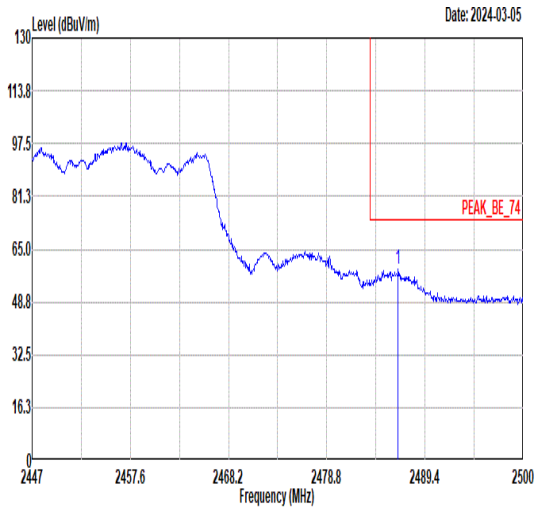 Freq Level Limit Line Margin Read Level Ant Factor Cable Loss Preamp Factor APos TPos Remark MHz dBuV/m dBuV/m dB dBuV dB/m dB dB cm deg 1 2486.49 58.70 74.00 -15.30 54.99 32.40 4.92 33.61 340 254 PEAK	Blank
Avg	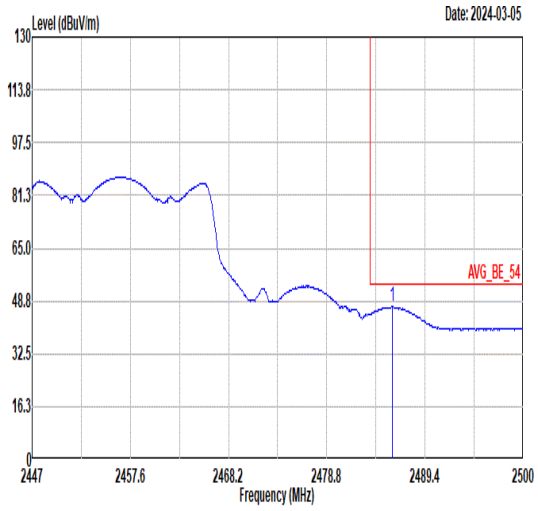 Freq Level Limit Line Margin Read Level Ant Factor Cable Loss Preamp Factor APos TPos Remark MHz dBuV/m dBuV/m dB dBuV dB/m dB dB cm deg 1 2485.85 47.25 54.00 -6.75 43.54 32.40 4.92 33.61 340 254 AVERAGE	Blank

Appendix D. Duty Cycle Plots

Band	Duty Cycle(%)	T(ms)	1/T(kHz)	VBW Setting
802.11b	100	-	-	10Hz
802.11g	100	-	-	10Hz
802.11n HT20	100	-	-	10Hz
802.11n HT40	100	-	-	10Hz
802.11ax HE20	100	-	-	10Hz
802.11ax HE40	100	-	-	10Hz

802.11b

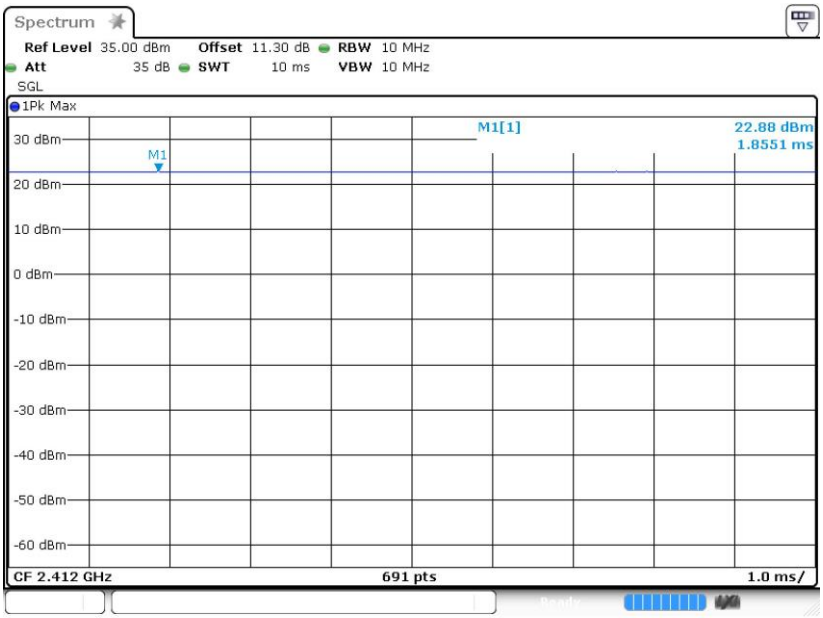

Date: 27.JAN.2024 12:33:11

802.11g

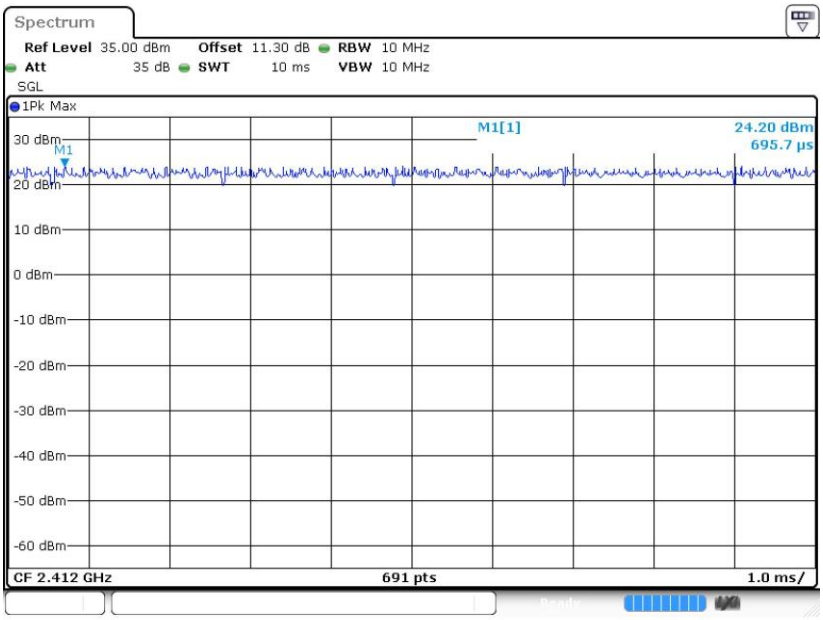

Date: 27.JAN.2024 12:34:24

802.11n HT20

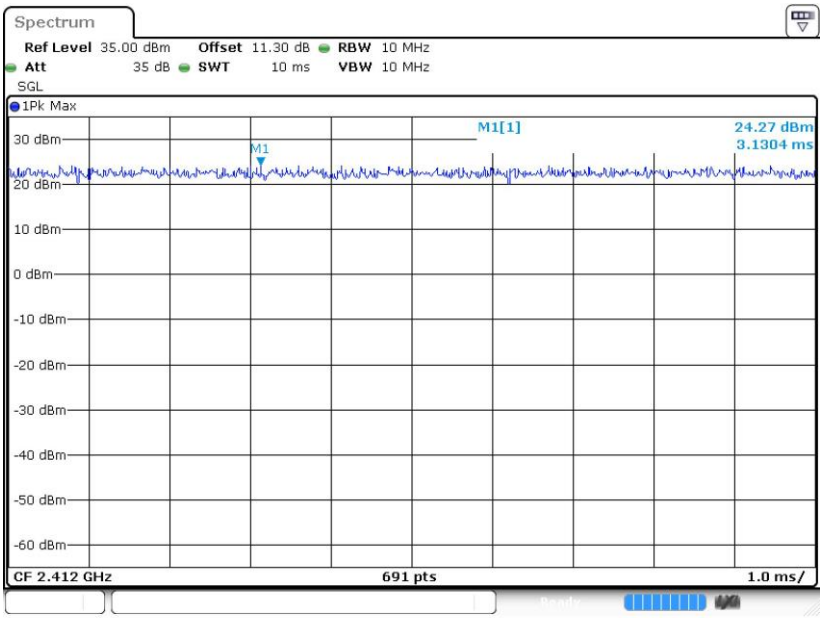

Date: 27.JAN.2024 12:35:09

802.11 n HT 40

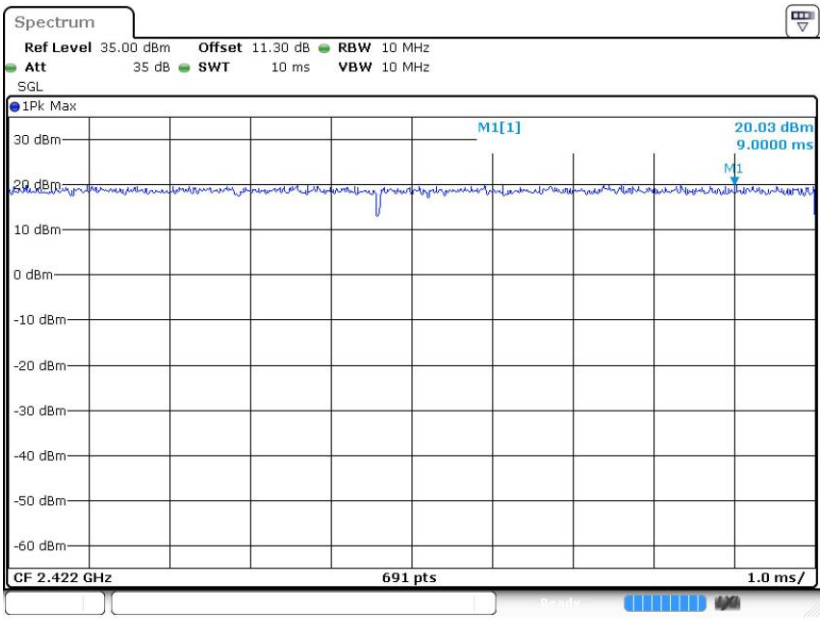

Date: 27.JAN.2024 12:39:58

802.11ax HE20

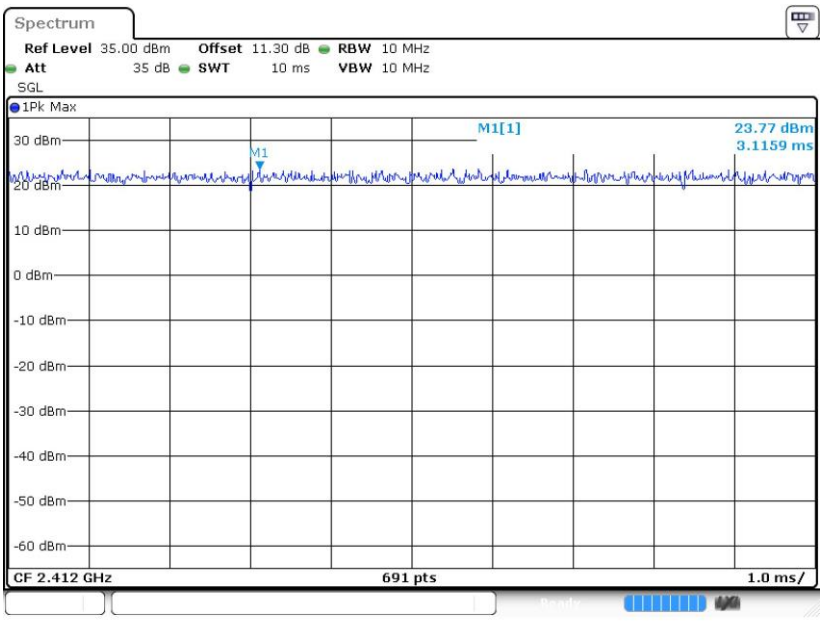

Date: 27.JAN.2024 12:36:26

802.11 ax HE 40

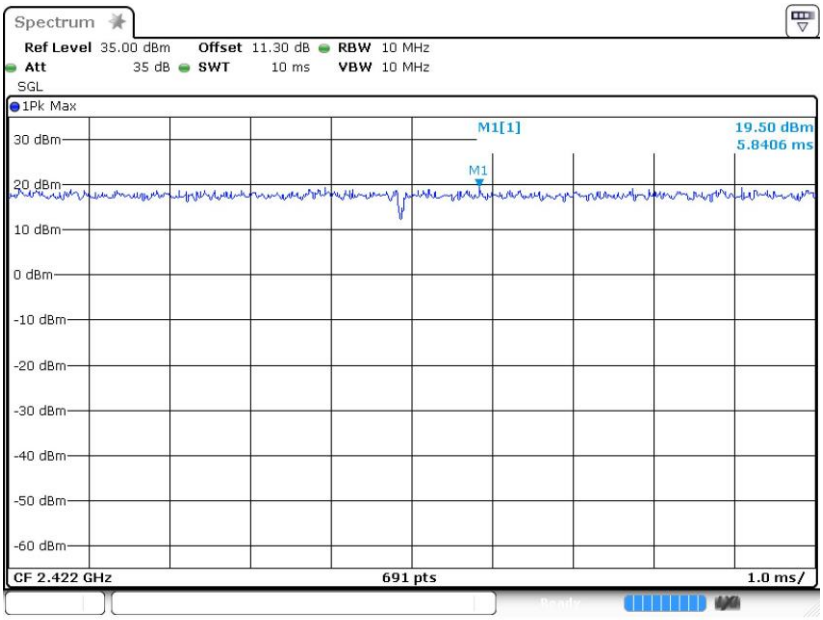

Date: 27.JAN.2024 12:38:27