



# FCC RF Test Report

**APPLICANT** : Motorola Mobility LLC  
**EQUIPMENT** : Mobile Cellular Phone  
**BRAND NAME** : Motorola  
**MODEL NAME** : XT2305-1  
**FCC ID** : IHDT56AL5  
**STANDARD** : 47 CFR Part 2, 22(H), 24(E), 27(L), 27(M), 27(H), 27(F), 90(R), 96  
**CLASSIFICATION** : PCS Licensed Transmitter Held to Ear (PCE)  
**TEST DATE(S)** : Mar. 16, 2023

We, Sporton International Inc. (KunShan), would like to declare that the tested sample has been evaluated in accordance with the procedures given in ANSI C63.26-2015 and shown compliance with the applicable technical standards.

The test results in this report apply exclusively to the tested model / sample. Without written approval of Sporton International Inc. (KunShan), the test report shall not be reproduced except in full.

Jason Jia

Approved by: Jason Jia



**Sporton International Inc. (Kunshan)**

**No. 1098, Pengxi North Road, Kunshan Economic Development Zone Jiangsu Province 215300  
People's Republic of China**



TABLE OF CONTENTS

REVISION HISTORY...3
SUMMARY OF TEST RESULT...4
1 GENERAL DESCRIPTION...6
1.1 Applicant...6
1.2 Manufacturer...6
1.3 Product Feature of Equipment Under Test...6
1.4 Product Specification of Equipment Under Test...6
1.5 Modification of EUT...7
1.6 Specification of Accessory...7
1.7 Testing Location...8
1.8 Test Software...8
1.9 Applicable Standards...8
2 TEST CONFIGURATION OF EQUIPMENT UNDER TEST...9
2.1 Test Mode...9
2.2 Connection Diagram of Test System...10
2.3 Support Unit used in test configuration and system...10
2.4 Frequency List of Low/Middle/High Channels...11
3 RADIATED TEST ITEMS...16
3.1 Measuring Instruments...16
3.2 Test Setup...16
3.3 Test Result of Radiated Test...17
3.4 Radiated Spurious Emission...18
4 LIST OF MEASURING EQUIPMENT...20
5 UNCERTAINTY OF EVALUATION...21
APPENDIX A. TEST RESULTS OF RADIATED TEST
APPENDIX B. TEST SETUP PHOTOGRAPHS





## SUMMARY OF TEST RESULT

Report Section	FCC Rule	Description	Limit	Result	Remark
-	§2.1046	Conducted Output Power	-	Report Only	1
-	§22.913(a)(5)	Effective Radiated Power (Band 5) (Band 26)	ERP < 7 Watt	PASS	1
-	§27.50(b)(10) §27.50(c)(10) §90.542 (a)(7)	Effective Radiated Power (Band 12) (Band 13) (Band 14)	ERP < 3 Watt		1
-	§24.232(c) §27.50(h)(2)	Equivalent Isotropic Radiated Power (Band 2) (Band 25) (Band 7) (Band 41)	EIRP < 2Watt		1
-	§27.50(d)(4)	Equivalent Isotropic Radiated Power (Band 4) (Band 66)	EIRP < 1Watt		1
-	§96.41	Maximum E.I.R.P (Band 48)	EIRP < 30 dBm/10MHz		1
-	§24.232(d)	Peak-to-Average Ratio	<13 dB		PASS
-	§2.1049	Occupied Bandwidth	-	Report Only	1
-	§2.1051 §22.917(a) §24.238(a) §27.53(c)(2)(4) §27.53(g) §27.53(h) §90.543 (e)(2)(3)	Conducted Band Edge Measurement (Band 2) (Band 4) (Band 5) (Band 12) (Band 13) (Band 25) (Band 26) (Band 66)(Band 14)	< 43+10log <sub>10</sub> (P[Watts])	PASS	1
-	§2.1051 §27.53(m)(4)	Conducted Band Edge Measurement (Band 7) (Band 41)	§27.53(m)(4)		
-	§2.1051 §96.41	Conducted Band Edge Measurement Adjacent Channel Leakage Ratio (Band 48)	§96.41		
-	§2.1051 §90.210(n)	Emission Mask (Band 14)	Mask B	PASS	1
-	§2.1051 §22.917(a) §24.238(a) §27.53(c)(2) §27.53(g) §27.53(h) §90.543 (e)(3)	Conducted Spurious Emission (Band 2) (Band 4) (Band 5) (Band 12) (Band 13) (Band 25) (Band 26) (Band 66)(Band 14)	< 43+10log <sub>10</sub> (P[Watts])	PASS	1
-	§2.1051 §27.53(m)(4)	Conducted Spurious Emission (Band 7) (Band 41)	< 55+10log <sub>10</sub> (P[Watts])		
-	§2.1051 §96.41	Conducted Spurious Emission (Band 48)	-40dBm/MHz		
-	§2.1055 §22.355	Frequency Stability Temperature & Voltage	< 2.5 ppm for Part 22	PASS	1
-	§2.1055 §24.235 §27.54		Within Authorized Band		
-	§2.1055 §90.539 (e)		< ±1.25 ppm		



Report Section	FCC Rule	Description	Limit	Result	Remark
3.4	§2.1053 §22.917(a) §24.238(a) §27.53(c)(2) §27.53(f) §27.53(g) §27.53(h) §90.543 (e)(3) §90.543 (f)	Radiated Spurious Emission (Band 2) (Band 4) (Band 5) (Band 12) (Band 13) (Band 14) (Band 25) (Band 26) (Band 66)	$< 43+10\log_{10}(P[\text{Watts}])$	PASS	Under limit 16.08 dB at 14724.00 MHz
	§2.1053 §27.53(m)(4)	Radiated Spurious Emission (Band 7) (Band 41)	$< 55+10\log_{10}(P[\text{Watts}])$		
	§2.1051 §96.41	Radiated Spurious Emission (Band 48)	-40dBm/MHz		

Remark 1 : The test items of inter band CA were cover by LTE single carrier due to the CA power is reduced according to 3GPP MPR.

**Declaration of Conformity:**

The test results with all measurement uncertainty excluded are presented in accordance with the regulation limits or requirements declared by manufacturers.

**Comments and Explanations:**

The declared of product specification for EUT presented in the report are provided by the manufacturer, and the manufacturer takes all the responsibilities for the accuracy of product specification.



# 1 General Description

## 1.1 Applicant

Motorola Mobility LLC  
222 W,Merchandise Mart Plaza, Chicago IL 60654 USA

## 1.2 Manufacturer

Motorola Mobility LLC  
222 W,Merchandise Mart Plaza, Chicago IL 60654 USA

## 1.3 Product Feature of Equipment Under Test

Product Feature	
Equipment	Mobile Cellular Phone
Brand Name	Motorola
Model Name	XT2305-1
FCC ID	IHDT56AL5
IMEI Code	Radiation: 351048560019691
HW Version	DVT2
SW Version	TTT33.46
EUT Stage	Identical Prototype

## 1.4 Product Specification of Equipment Under Test

Standards-related Product Specification	
Tx Frequency	LTE Band 2 : 1850 MHz ~ 1910 MHz LTE Band 4 : 1710 MHz ~ 1755 MHz LTE Band 5 : 824 MHz ~ 849 MHz LTE Band 7 : 2500 MHz ~ 2570 MHz LTE Band 12 : 699 MHz ~ 716 MHz LTE Band 13 : 777 MHz ~ 787 MHz LTE Band 14 : 788 MHz ~ 798 MHz LTE Band 25 : 1850 MHz ~ 1915 MHz LTE Band 26 : 824 MHz ~ 849 MHz LTE Band 41 : 2496 MHz ~ 2690 MHz LTE Band 48 : 3550 MHz ~ 3700 MHz LTE Band 66 : 1710 MHz ~ 1780 MHz
Rx Frequency	LTE Band 2 : 1930 MHz ~ 1990 MHz LTE Band 4 : 2110 MHz ~ 2155 MHz LTE Band 5 : 869 MHz ~ 894 MHz LTE Band 7 : 2620 MHz ~ 2690 MHz LTE Band 12 : 729 MHz ~ 746 MHz LTE Band 13 : 746 MHz ~ 756 MHz LTE Band 14 : 758 MHz ~ 768 MHz LTE Band 25 : 1850 MHz ~ 1915 MHz LTE Band 26 : 824 MHz ~ 849 MHz LTE Band 41 : 2496 MHz ~ 2690 MHz LTE Band 48 : 3550 MHz ~ 3700 MHz



	LTE Band 66 : 2110 MHz~ 2200 MHz					
Uplink CA Bands	2A-4A	4A-5A	5A-7A	12A-66A	25A-26A	48A-66A
	2A-5A	4A-7A	5A-48A	13A-66A	25A-41A	
	2A-7A	4A-12A	5A-66A	14A-66A		
	2A-12A	4A-13A				
	2A-13A					
	2A-14A					
	2A-48A					
	2A-66A					
Type of Modulation	QPSK / 16QAM / 64QAM / 256QAM					

### 1.5 Modification of EUT

No modifications are made to the EUT during all test items.

### 1.6 Specification of Accessory

Specification of Accessory				
AC Adapter 1(US)	Brand Name	Motorola (Chenyang)	Model Name	MC-681N
AC Adapter 2(US)	Brand Name	Motorola (Acbel)	Model Name	MC-681N
Battery 1	Brand Name	Motorola(Amperex)	Model Name	PG44
USB Cable 1	Brand Name	Motorola(Saibao)	Model Name	SC18D86731
USB Cable 2	Brand Name	Motorola(Saibao)	Model Name	SC18D71644



### 1.7 Testing Location

Sporton International Inc. (Kunshan) is accredited to ISO/IEC 17025:2017 by American Association for Laboratory Accreditation with Certificate Number 5145.02.

<b>Test Firm</b>	Sporton International Inc. (Kunshan)		
<b>Test Site Location</b>	No. 1098, Pengxi North Road, Kunshan Economic Development Zone Jiangsu Province 215300 People's Republic of China TEL : +86-512-57900158		
<b>Test Site No.</b>	<b>Sporton Site No.</b>	<b>FCC Designation No.</b>	<b>FCC Test Firm Registration No.</b>
	03CH05-KS	CN1257	314309

### 1.8 Test Software

Item	Site	Manufacture	Name	Version
1.	03CH05-KS	AUDIX	E3	6.2009-8-24al

### 1.9 Applicable Standards

According to the specifications of the manufacturer, the EUT must comply with the requirements of the following standards:

- ♦ 47 CFR Part 2, 22(H), 24(E), 27(L), 27(M), 27(H), 27(F), 90(R), 96
- ♦ ANSI C63.26-2015
- ♦ FCC KDB 971168 D01 Power Meas License Digital Systems v03r01
- ♦ FCC KDB 412172 D01 Determining ERP and EIRP v01r01

**Remark:**

1. All test items were verified and recorded according to the standards and without any deviation during the test.
2. This EUT has also been tested and complied with the requirements of FCC Part 15, Subpart B, recorded in a separate test report.



## 2 Test Configuration of Equipment Under Test

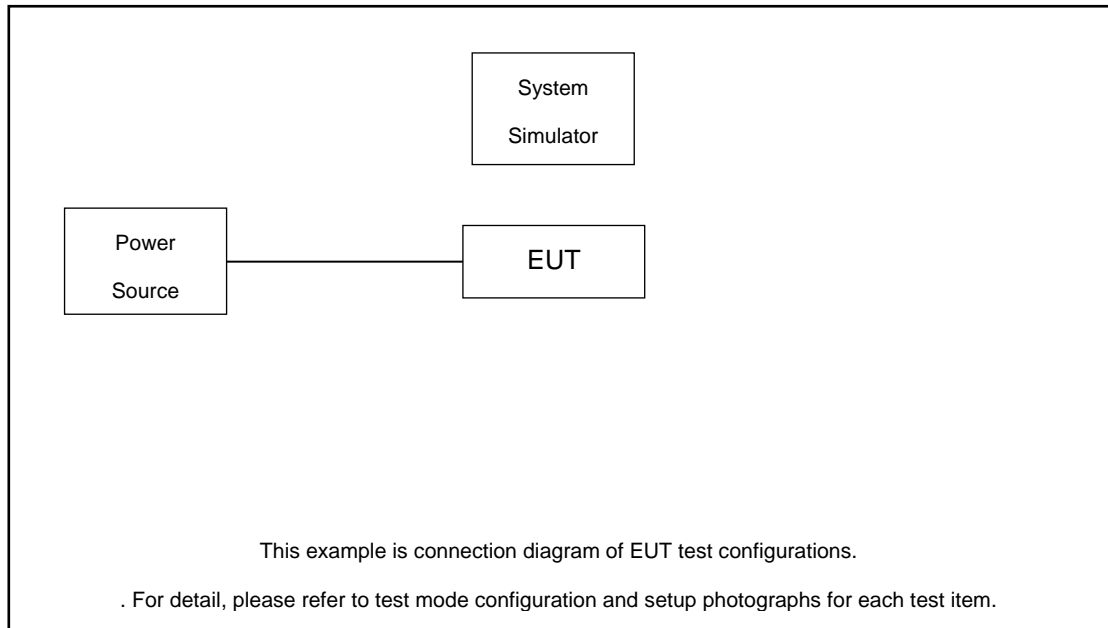
### 2.1 Test Mode

Antenna port conducted and radiated test items listed below are performed according to KDB 971168 D01 Power Meas License Digital Systems v03r01 with maximum output power.

Radiated measurements are performed by rotating the EUT in three different orthogonal test planes to find the maximum emission. (X-Plane)

Test Items	Band	Bandwidth (MHz)						Modulation				RB #			Test Channel		
		1.4	3	5	10	15	20	QPSK	16QAM	64QAM	256QAM	1	Half	Full	L	M	H
Radiated Spurious Emission	2A-4A	Worst Case										v	v	v			
	2A-5A	Worst Case										v	v	v			
	2A-7A	Worst Case										v	v	v			
	2A-12A	Worst Case										v	v	v			
	2A-13A	Worst Case										v	v	v			
	2A-14A	Worst Case										v	v	v			
	2A-48A	Worst Case										v	v	v			
	2A-66A	Worst Case										v	v	v			
	4A-5A	Worst Case										v	v	v			
	4A-7A	Worst Case										v	v	v			
	4A-12A	Worst Case										v	v	v			
	4A-13A	Worst Case										v	v	v			
	5A-7A	Worst Case										v	v	v			
	5A-48A	Worst Case										v	v	v			
	5A-66A	Worst Case										v	v	v			
	12A-66A	Worst Case										v	v	v			
	13A-66A	Worst Case										v	v	v			
	14A-66A	Worst Case										v	v	v			
	25A-26A	Worst Case										v	v	v			
	25A-41A	Worst Case										v	v	v			
48A-66A	Worst Case										v	v	v				
Note	<ol style="list-style-type: none"> <li>The mark "v" means that this configuration is chosen for testing</li> <li>The mark "-" means that this bandwidth is not supported.</li> <li>The device is investigated from 30MHz to 10 times of fundamental signal for radiated spurious emission test under different RB size/offset and modulations in exploratory test. Subsequently, only the worst case emissions are reported.</li> </ol>																

## 2.2 Connection Diagram of Test System



## 2.3 Support Unit used in test configuration and system

Item	Equipment	Trade Name	Model No.	FCC ID	Data Cable	Power Cord
1.	LTE Base Station	Anritsu	MT8821C	N/A	N/A	Unshielded, 1.8 m



### 2.4 Frequency List of Low/Middle/High Channels

LTE Band 2 Channel and Frequency List				
BW [MHz]	Channel/Frequency(MHz)	Lowest	Middle	Highest
20	Channel	18700	18900	19100
	Frequency	1860	1880	1900
15	Channel	18675	18900	19125
	Frequency	1857.5	1880	1902.5
10	Channel	18650	18900	19150
	Frequency	1855	1880	1905
5	Channel	18625	18900	19175
	Frequency	1852.5	1880	1907.5
3	Channel	18615	18900	19185
	Frequency	1851.5	1880	1908.5
1.4	Channel	18607	18900	19193
	Frequency	1850.7	1880	1909.3

LTE Band 4 Channel and Frequency List				
BW [MHz]	Channel/Frequency(MHz)	Lowest	Middle	Highest
20	Channel	20050	20175	20300
	Frequency	1720	1732.5	1745
15	Channel	20025	20175	20325
	Frequency	1717.5	1732.5	1747.5
10	Channel	20000	20175	20350
	Frequency	1715	1732.5	1750
5	Channel	19975	20175	20375
	Frequency	1712.5	1732.5	1752.5
3	Channel	19965	20175	20385
	Frequency	1711.5	1732.5	1753.5
1.4	Channel	19957	20175	20393
	Frequency	1710.7	1732.5	1754.3



LTE Band 5 Channel and Frequency List				
BW [MHz]	Channel/Frequency(MHz)	Lowest	Middle	Highest
10	Channel	20450	20525	20600
	Frequency	829	836.5	844
5	Channel	20425	20525	20625
	Frequency	826.5	836.5	846.5
3	Channel	20415	20525	20635
	Frequency	825.5	836.5	847.5
1.4	Channel	20407	20525	20643
	Frequency	824.7	836.5	848.3

LTE Band 7 Channel and Frequency List				
BW [MHz]	Channel/Frequency(MHz)	Lowest	Middle	Highest
20	Channel	20850	21100	21350
	Frequency	2510	2535	2560
15	Channel	20825	21100	21375
	Frequency	2507.5	2535	2562.5
10	Channel	20800	21100	21400
	Frequency	2505	2535	2565
5	Channel	20775	21100	21425
	Frequency	2502.5	2535	2567.5

LTE Band 12 Channel and Frequency List				
BW [MHz]	Channel/Frequency(MHz)	Lowest	Middle	Highest
10	Channel	23060	23095	23130
	Frequency	704	707.5	711
5	Channel	23035	23095	23155
	Frequency	701.5	707.5	713.5
3	Channel	23025	23095	23165
	Frequency	700.5	707.5	714.5
1.4	Channel	23017	23095	23173
	Frequency	699.7	707.5	715.3



LTE Band 13 Channel and Frequency List				
BW [MHz]	Channel/Frequency(MHz)	Lowest	Middle	Highest
10	Channel	-	23230	-
	Frequency	-	782	-
5	Channel	23205	23230	23255
	Frequency	779.5	782	784.5

LTE Band 14 Channel and Frequency List				
BW [MHz]	Channel/Frequency(MHz)	Lowest	Middle	Highest
10	Channel	-	23330	-
	Frequency	-	793	-
5	Channel	23305	23330	23355
	Frequency	790.5	793	795.5

LTE Band 25 Channel and Frequency List				
BW [MHz]	Channel/Frequency(MHz)	Lowest	Middle	Highest
20	Channel	26140	26340	26590
	Frequency	1860	1880	1905
15	Channel	26115	26340	26615
	Frequency	1857.5	1880	1907.5
10	Channel	26090	26340	26640
	Frequency	1855	1880	1910
5	Channel	26065	26340	26665
	Frequency	1852.5	1880	1912.5
3	Channel	26055	26340	26675
	Frequency	1851.5	1880	1913.5
1.4	Channel	26047	26340	26683
	Frequency	1850.7	1880	1914.3



LTE Band 26 Channel and Frequency List				
BW [MHz]	Channel/Frequency(MHz)	Lowest	Middle	Highest
15	Channel	26865	26915	26965
	Frequency	831.5	836.5	841.5
10	Channel	26840	26915	26990
	Frequency	829	836.5	844
5	Channel	26815	26915	27015
	Frequency	826.5	836.5	846.5
3	Channel	26805	26915	27025
	Frequency	825.5	836.5	847.5
1.4	Channel	26797	26915	27033
	Frequency	824.7	836.5	848.3

LTE Band 41 Channel and Frequency List				
BW [MHz]	Channel/Frequency(MHz)	Lowest	Middle	Highest
20	Channel	39750	40620	41490
	Frequency	2506	2593	2680
15	Channel	39725	40620	41515
	Frequency	2503.5	2593	2682.5
10	Channel	39700	40620	41540
	Frequency	2501	2593	2685
5	Channel	39675	40620	41565
	Frequency	2498.5	2593	2687.5

LTE Band 48 Channel and Frequency List				
BW [MHz]	Channel/Frequency(MHz)	Lowest	Middle	Highest
20	Channel	55340	55990	56640
	Frequency	3560.0	3625.0	3690.0
15	Channel	55315	55990	56665
	Frequency	3557.5	3625.0	3692.5
10	Channel	55290	55990	56690
	Frequency	3555.0	3625.0	3695.0
5	Channel	55265	55990	56715
	Frequency	3552.5	3625.0	3697.5



LTE Band 66 Channel and Frequency List				
BW [MHz]	Channel/Frequency(MHz)	Lowest	Middle	Highest
20	Channel	132072	132322	132572
	Frequency	1720	1745	1770
15	Channel	132047	132322	132597
	Frequency	1717.5	1745	1772.5
10	Channel	132022	132322	132622
	Frequency	1715	1745	1775
5	Channel	131997	132322	132647
	Frequency	1712.5	1745	1777.5
3	Channel	131987	132322	132657
	Frequency	1711.5	1745	1778.5
1.4	Channel	131979	132322	132665
	Frequency	1710.7	1745	1779.3

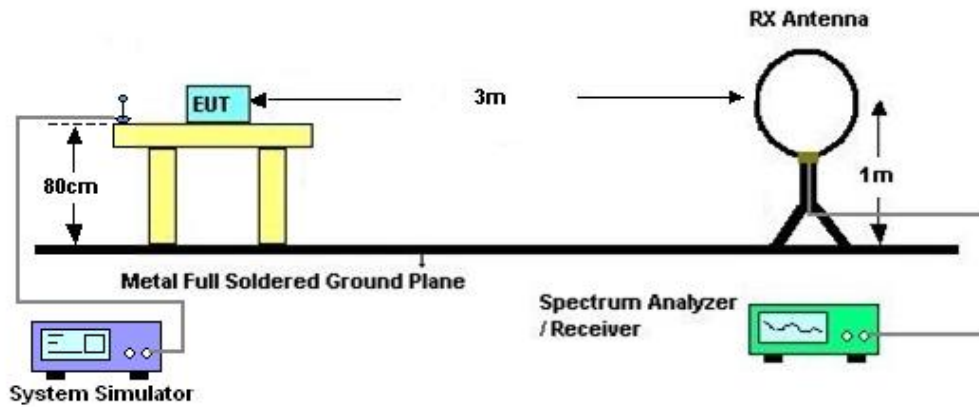
### 3 Radiated Test Items

#### 3.1 Measuring Instruments

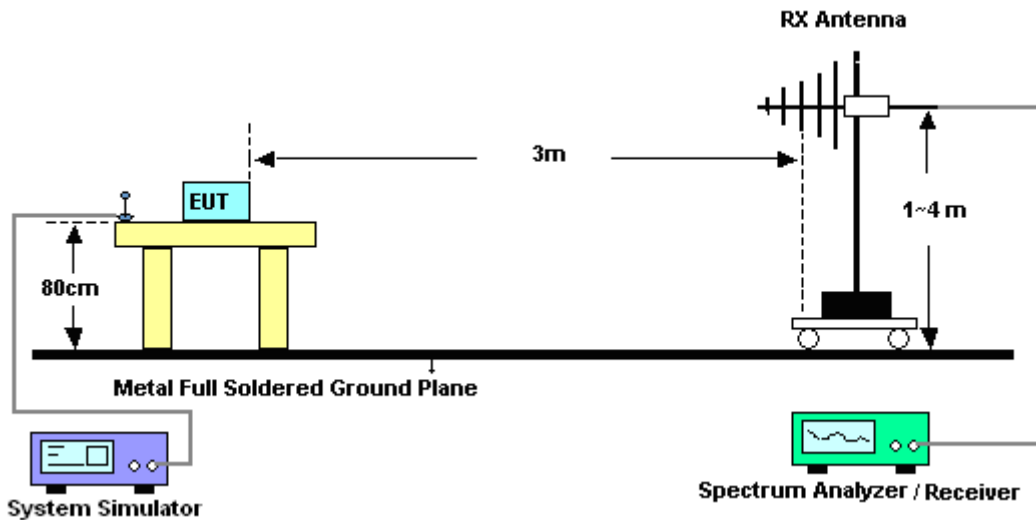
See list of measuring instruments of this test report.

#### 3.2 Test Setup

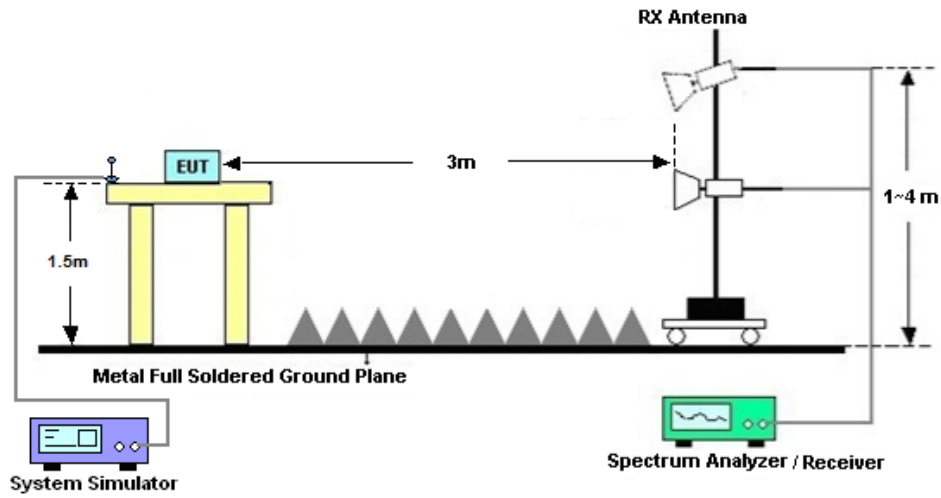
##### 3.2.1 For radiated test below 30MHz



##### 3.2.2 For radiated test from 30MHz to 1GHz



### 3.2.3 For radiated test above 1GHz



### 3.3 Test Result of Radiated Test

The low frequency, which started from 9 kHz to 30MHz, was pre-scanned and the result which was 20dB lower than the limit line was not reported.

Please refer to Appendix A.



## 3.4 Radiated Spurious Emission

### 3.4.1 Description of Radiated Spurious Emission

The radiated spurious emission was measured by substitution method according to ANSI C63.26.

For LTE Band 2, 4, 5, 12, 25, 26, 66

The power of any emission outside of the authorized operating frequency ranges must be attenuated below the transmitter power (P) by a factor of at least  $43 + 10 \log (P)$  dB.

For Band 7, 41

The power of any emission outside of the authorized operating frequency ranges must be attenuated below the transmitter power (P) by a factor of at least  $55 + 10 \log (P)$  dB.

For LTE Band 13

For operations in the 746-758 MHz, 775-788 MHz, and 805-806 MHz bands, emissions in the band 1559-1610 MHz shall be limited to  $-70$  dBW/MHz equivalent isotropically radiated power (EIRP) for wideband signals, and  $-80$  dBW EIRP for discrete emissions of less than 700 Hz bandwidth.

For LTE Band 14

For operations in the 758-775 MHz and 788-805 MHz bands, all emissions including harmonics in the band 1559–1610 MHz shall be limited to  $-70$  dBW/MHz equivalent isotropically radiated power (EIRP) for wideband signals, and  $-80$  dBW EIRP for discrete emissions of less than 700 Hz bandwidth.

For LTE Band 48

The power of any emission outside of the authorized operating frequency ranges must be attenuated below the transmitter power (P) by a factor of at least  $-40$  dBm / MHz.

The spectrum is scanned from 30 MHz up to a frequency including its 10th harmonic.



### **3.4.2 Test Procedures**

1. The testing follows ANSI C63.26 Section 5.5
2. The EUT was placed on a turntable with 0.8 meter height for frequency below 1GHz and 1.5 meter height for frequency above 1GHz respectively above ground.
3. The EUT was set 3 meters from the receiving antenna mounted on the antenna tower.
4. The table was rotated 360 degrees to determine the position of the highest spurious emission.
5. The height of the receiving antenna is varied between 1m to 4m to search the maximum spurious emission for both horizontal and vertical polarizations.
6. During the measurement, the system simulator parameters were set to force the EUT transmitting at maximum output power.
7. Make the measurement with the spectrum analyzer's RBW = 1MHz, VBW = 3MHz, taking the record of maximum spurious emission.
8. A horn antenna was substituted in place of the EUT and was driven by a signal generator.
9. Tune the output power of signal generator to the same emission level with EUT maximum spurious emission.
10.  $EIRP \text{ (dBm)} = S.G. \text{ Power} - Tx \text{ Cable Loss} + Tx \text{ Antenna Gain}$
11.  $ERP \text{ (dBm)} = EIRP - 2.15$
12. The RF fundamental frequency should be excluded against the limit line in the operating frequency band.



## 4 List of Measuring Equipment

Instrument	Manufacturer	Model No.	Serial No.	Characteristics	Calibration Date	Test Date	Due Date	Remark
EXA Spectrum Analyzer	Keysight	N9010A	MY55150244	10Hz-44G,MAX 30dB	Mar. 24, 2022	Mar. 16, 2023	Mar. 23, 2023	Radiation (03CH05-KS)
Loop Antenna	R&S	HFH2-Z2	100321	9kHz~30MHz	Oct. 29, 2022	Mar. 16, 2023	Oct. 28, 2023	Radiation (03CH05-KS)
Bilog Antenna	TeseQ	CBL6111D	49922	30MHz-1GHz	May 24, 2022	Mar. 16, 2023	May 23, 2023	Radiation (03CH05-KS)
Double Ridge Horn Antenna	ETS-Lindgren	3117	00218642	1GHz~18GHz	Apr. 18, 2022	Mar. 16, 2023	Apr. 17, 2023	Radiation (03CH05-KS)
SHF-EHF Horn	Com-power	AH-840	101093	18GHz~40GHz	Jan. 08, 2023	Mar. 16, 2023	Jan. 07, 2024	Radiation (03CH05-KS)
Amplifier	SONOMA	310N	380826	9KHz-1GHz	Jul. 11, 2022	Mar. 16, 2023	Jul. 10, 2023	Radiation (03CH05-KS)
Amplifier	EM	EM18G40G A	060852	18~40GHz	Jan. 05, 2023	Mar. 16, 2023	Jan. 04, 2024	Radiation (03CH05-KS)
high gain Amplifier	EM	EM01G18G A	060839	1Ghz-18Ghz	Oct. 12, 2022	Mar. 16, 2023	Oct. 11, 2023	Radiation (03CH05-KS)
Amplifier	EM	EM01G18G A	060833	1Ghz-18Ghz	Jan. 05, 2023	Mar. 16, 2023	Jan. 04, 2024	Radiation (03CH05-KS)
AC Power Source	Chroma	61601	F104090004	N/A	NCR	Mar. 16, 2023	NCR	Radiation (03CH05-KS)
Turn Table	ChamPro	EM 1000-T	060762-T	0~360 degree	NCR	Mar. 16, 2023	NCR	Radiation (03CH05-KS)
Antenna Mast	ChamPro	EM 1000-A	060762-A	1 m~4 m	NCR	Mar. 16, 2023	NCR	Radiation (03CH05-KS)

NCR: No Calibration Required



## 5 Uncertainty of Evaluation

The measurement uncertainties shown below were calculated in accordance with the requirements of ANSI 63.26-2015. All the measurement uncertainty value were shown with a coverage K=2 to indicate 95% level of confidence. The measurement data show herein meets or exceeds the CISPR measurement uncertainty values specified in CISPR 16-4-2 and can be compared directly to specified limit to determine compliance.

### Uncertainty of Radiated Emission Measurement (30 MHz ~ 1000 MHz)

Measuring Uncertainty for a Level of Confidence of 95% (U = 2Uc(y))	2.5dB
---	-------

### Uncertainty of Radiated Emission Measurement (1 GHz ~ 18 GHz)

Measuring Uncertainty for a Level of Confidence of 95% (U = 2Uc(y))	2.1dB
---	-------

### Uncertainty of Radiated Emission Measurement (18 GHz ~ 40 GHz)

Measuring Uncertainty for a Level of Confidence of 95% (U = 2Uc(y))	2.1dB
---	-------



## Appendix A. Test Results of Radiated Test

### Radiated Spurious Emission

Pre-scanned harmonic for the different antenna combinations, we choose the worst antenna mode to perform final test and record in the report.

ULCA 2A-4A (ANT0+1)								
Channel	Frequency ( MHz )	EIRP ( dBm )	Limit ( dBm )	Over Limit ( dB )	S.G. Power ( dBm )	TX Cable loss ( dB )	TX Antenna Gain (dBi)	Polarization (H/V)
LTE B2 BW 20MHz Lowest 1RB0,QPSK	3705	-70.38	-13	-57.38	-82.64	2.64	14.90	H
	5550	-66.24	-13	-53.24	-78.10	2.94	14.80	H
	7410	-62.66	-13	-49.66	-72.43	3.39	13.16	H
	3705	-70.35	-13	-57.35	-82.61	2.64	14.90	V
	5550	-66.3	-13	-53.30	-78.16	2.94	14.80	V
	7410	-62.21	-13	-49.21	-71.98	3.39	13.16	V
LTE B4 BW 20MHz Lowest 1RB0,QPSK	3420	-70.69	-13	-57.69	-81.43	2.604	13.34	H
	5130	-68.23	-13	-55.23	-78.74	3.011	13.52	H
	6840	-65.56	-13	-52.56	-75.76	3.271	13.47	H
	3420	-70.65	-13	-57.65	-81.39	2.604	13.34	V
	5130	-68.03	-13	-55.03	-78.54	3.011	13.52	V
	6840	-65.32	-13	-52.32	-75.52	3.271	13.47	V
LTE B2 BW 20MHz Middle 1RB0,QPSK	3735	-69.91	-13	-56.91	-82.17	2.64	14.90	H
	5610	-66.17	-13	-53.17	-78.03	2.94	14.80	H
	7485	-62.55	-13	-49.55	-72.32	3.39	13.16	H
	3735	-69.43	-13	-56.43	-81.69	2.64	14.90	V
	5610	-65.98	-13	-52.98	-77.84	2.94	14.80	V
	7485	-62.09	-13	-49.09	-71.86	3.39	13.16	V
LTE B4 BW 20MHz Middle 1RB0,QPSK	3450	-71.27	-13	-58.27	-82.01	2.604	13.34	H
	5175	-67.78	-13	-54.78	-78.29	3.011	13.52	H
	6900	-65.21	-13	-52.21	-75.41	3.271	13.47	H
	3450	-71.08	-13	-58.08	-81.82	2.604	13.34	V
	5175	-67.79	-13	-54.79	-78.30	3.011	13.52	V
	6900	-65	-13	-52.00	-75.20	3.271	13.47	V
LTE B2 BW 20MHz Highest 1RB0,QPSK	3780	-69.06	-13	-56.06	-81.32	2.64	14.90	H
	5670	-66.67	-13	-53.67	-78.53	2.94	14.80	H
	7560	-63.07	-13	-50.07	-72.84	3.39	13.16	H
	3780	-68.79	-13	-55.79	-81.05	2.64	14.90	V
	5670	-66.24	-13	-53.24	-78.10	2.94	14.80	V
	7560	-62.47	-13	-49.47	-72.24	3.39	13.16	V
LTE B4 BW 20MHz Highest 1RB0,QPSK	3465	-71.8	-13	-58.80	-82.54	2.604	13.34	H
	5205	-67.62	-13	-54.62	-78.13	3.011	13.52	H
	6945	-64.56	-13	-51.56	-74.76	3.271	13.47	H
	3465	-71.62	-13	-58.62	-82.36	2.604	13.34	V
	5205	-67.59	-13	-54.59	-78.10	3.011	13.52	V
	6945	-64.41	-13	-51.41	-74.61	3.271	13.47	V

Remark: Spurious emissions within 30-1000MHz were found more than 20dB below limit line.



ULCA_2A-5A (ANT0+1)								
Channel	Frequency ( MHz )	ERP/EIRP ( dBm )	Limit ( dBm )	Over Limit ( dB )	S.G. Power ( dBm )	TX Cable loss ( dB )	TX Antenna Gain (dBi)	Polarization (H/V)
LTE B2 BW 20MHz Lowest 1RB0,QPSK	3702	-66.07	-13	-53.07	-78.33	2.64	14.90	H
	5553	-64.57	-13	-51.57	-76.43	2.94	14.80	H
	7404	-60.99	-13	-47.99	-70.76	3.39	13.16	H
	3702	-65.98	-13	-52.98	-78.24	2.64	14.90	V
	5553	-63.96	-13	-50.96	-75.82	2.94	14.80	V
	7404	-60.54	-13	-47.54	-70.31	3.39	13.16	V
LTE B5 BW 10MHz Lowest 1RB0,QPSK	1649	-70.03	-13	-57.03	-77.00	1.58	10.70	H
	2473	-67.51	-13	-54.51	-75.76	2.102	12.50	H
	3298	-68.73	-13	-55.73	-77.62	2.856	13.90	H
	1649	-70.81	-13	-57.81	-77.78	1.58	10.70	V
	2473	-67.93	-13	-54.93	-76.18	2.10	12.50	V
	3298	-68.84	-13	-55.84	-77.73	2.86	13.90	V
LTE B2 BW 20MHz Middle 1RB0,QPSK	3742	-66.13	-13	-53.13	-78.39	2.64	14.90	H
	5613	-63.61	-13	-50.61	-75.47	2.94	14.80	H
	7484	-60.85	-13	-47.85	-70.62	3.39	13.16	H
	3742	-66.00	-13	-53.00	-78.26	2.64	14.90	V
	5613	-63.64	-13	-50.64	-75.50	2.94	14.80	V
	7484	-59.96	-13	-46.96	-69.73	3.39	13.16	V
LTE B5 BW 10MHz Middle 1RB0,QPSK	1664	-68.65	-13	-55.65	-75.62	1.58	10.70	H
	2496	-66.40	-13	-53.40	-74.65	2.102	12.50	H
	3328	-68.56	-13	-55.56	-77.45	2.856	13.90	H
	1664	-69.47	-13	-56.47	-76.44	1.58	10.70	V
	2496	-67.71	-13	-54.71	-75.96	2.10	12.50	V
	3328	-64.59	-13	-51.59	-73.48	2.86	13.90	V
LTE B2 BW 20MHz Highest 1RB0,QPSK	3782	-66.02	-13	-53.02	-78.28	2.64	14.90	H
	5673	-63.54	-13	-50.54	-75.40	2.94	14.80	H
	7564	-61.09	-13	-48.09	-70.86	3.39	13.16	H
	3782	-66.01	-13	-53.01	-78.27	2.64	14.90	V
	5673	-62.02	-13	-49.02	-73.88	2.94	14.80	V
	7564	-60.61	-13	-47.61	-70.38	3.39	13.16	V
LTE B5 BW 10MHz Highest 1RB0,QPSK	1679	-69.73	-13	-56.73	-76.70	1.58	10.70	H
	2518	-49.76	-13	-36.76	-58.01	2.102	12.50	H
	3358	-69.11	-13	-56.11	-78.00	2.856	13.90	H
	1679	-70.79	-13	-57.79	-77.76	1.58	10.70	V
	2518	-59.14	-13	-46.14	-67.39	2.10	12.50	V
	3358	-68.83	-13	-55.83	-77.72	2.86	13.90	V

Remark: Spurious emissions within 30-1000MHz were found more than 20dB below limit line.



ULCA_2A-7A (ANT0+1)								
Channel	Frequency ( MHz )	EIRP ( dBm )	Limit ( dBm )	Over Limit ( dB )	S.G. Power ( dBm )	TX Cable loss ( dB )	TX Antenna Gain (dBi)	Polarization (H/V)
LTE B2 BW 20MHz Lowest 1RB0,QPSK	3702	-65.81	-13	-52.81	-78.07	2.64	14.90	H
	5553	-60.27	-13	-47.27	-72.13	2.94	14.80	H
	7404	-63.36	-13	-50.36	-73.13	3.39	13.16	H
	3702	-66.71	-13	-53.71	-78.97	2.64	14.90	V
	5553	-60.49	-13	-47.49	-72.35	2.94	14.80	V
	7404	-62.99	-13	-49.99	-72.76	3.39	13.16	V
LTE B7 BW 20MHz Lowest 1RB0,QPSK	5001	-66.28	-25	-41.28	-73.25	1.58	10.70	H
	7500	-62.58	-25	-37.58	-70.83	2.102	12.50	H
	10004	-60.72	-25	-35.72	-69.61	2.856	13.90	H
	5001	-66.01	-25	-41.01	-72.98	1.58	10.70	V
	7500	-62.62	-25	-37.62	-70.87	2.10	12.50	V
	10004	-61.51	-25	-36.51	-70.40	2.86	13.90	V
LTE B2 BW 20MHz Middle 1RB0,QPSK	3741	-68.35	-13	-55.35	-80.61	2.64	14.90	H
	5613	-57.99	-13	-44.99	-69.85	2.94	14.80	H
	7488	-62.71	-13	-49.71	-72.48	3.39	13.16	H
	3741	-66.55	-13	-53.55	-78.81	2.64	14.90	V
	5613	-60.28	-13	-47.28	-72.14	2.94	14.80	V
	7488	-62.45	-13	-49.45	-72.22	3.39	13.16	V
LTE B7 BW 20MHz Middle 1RB0,QPSK	5052	-66.16	-25	-41.16	-73.13	1.58	10.70	H
	7584	-63.34	-25	-38.34	-71.59	2.102	12.50	H
	10104	-60.85	-25	-35.85	-69.74	2.856	13.90	H
	5052	-65.77	-25	-40.77	-72.74	1.58	10.70	V
	7584	-63.04	-25	-38.04	-71.29	2.10	12.50	V
	10104	-61.8	-25	-36.80	-70.69	2.86	13.90	V
LTE B2 BW 20MHz Highest 1RB0,QPSK	3782	-65.25	-13	-52.25	-77.51	2.64	14.90	H
	5673	-57.88	-13	-44.88	-69.74	2.94	14.80	H
	7560	-36.34	-13	-23.34	-46.11	3.39	13.16	H
	3782	-66.34	-13	-53.34	-78.60	2.64	14.90	V
	5673	-60.55	-13	-47.55	-72.41	2.94	14.80	V
	7560	-62.57	-13	-49.57	-72.34	3.39	13.16	V
LTE B7 BW 20MHz Highest 1RB0,QPSK	5103	-66.56	-25	-41.56	-73.53	1.58	10.70	H
	7656	-62.38	-25	-37.38	-70.63	2.102	12.50	H
	10200	-60.29	-25	-35.29	-69.18	2.856	13.90	H
	5103	-65.57	-25	-40.57	-72.54	1.58	10.70	V
	7656	-62.05	-25	-37.05	-70.30	2.10	12.50	V
	10200	-60.76	-25	-35.76	-69.65	2.86	13.90	V

Remark: Spurious emissions within 30-1000MHz were found more than 20dB below limit line.



ULCA_2A-12A (ANT0+1)								
Channel	Frequency ( MHz )	ERP/EIRP ( dBm )	Limit ( dBm )	Over Limit ( dB )	S.G. Power ( dBm )	TX Cable loss ( dB )	TX Antenna Gain (dBi)	Polarization (H/V)
LTE B2 BW 20MHz Lowest 1RB0,QPSK	3705	-66.04	-13	-53.04	-78.30	2.64	14.90	H
	5550	-64.47	-13	-51.47	-76.33	2.94	14.80	H
	7410	-61.13	-13	-48.13	-70.90	3.39	13.16	H
	3705	-66.17	-13	-53.17	-78.43	2.64	14.90	V
	5550	-64.48	-13	-51.48	-76.34	2.94	14.80	V
	7410	-60.52	-13	-47.52	-70.29	3.39	13.16	V
LTE B12 BW 10MHz Lowest 1RB0,QPSK	1400	-69.07	-13	-56.07	-71.70	1.09	5.87	H
	2098	-59.98	-13	-46.98	-62.38	1.37	5.92	H
	2798	-67.33	-13	-54.33	-71.22	1.64	7.68	H
	1400	-67.45	-13	-54.45	-70.08	1.09	5.87	V
	2098	-68.65	-13	-55.65	-71.05	1.37	5.92	V
	2798	-68.09	-13	-55.09	-71.98	1.64	7.68	V
LTE B2 BW 20MHz Middle 1RB0,QPSK	3735	-67.38	-13	-54.38	-79.64	2.64	14.90	H
	5610	-63.07	-13	-50.07	-74.93	2.94	14.80	H
	7485	-61.7	-13	-48.70	-71.47	3.39	13.16	H
	3735	-66.84	-13	-53.84	-79.10	2.64	14.90	V
	5610	-62.84	-13	-49.84	-74.70	2.94	14.80	V
	7485	-61.15	-13	-48.15	-70.92	3.39	13.16	V
LTE B12 BW 10MHz Middle 1RB0,QPSK	1406	-67.24	-13	-54.24	-69.87	1.09	5.87	H
	2108	-66.85	-13	-53.85	-69.25	1.37	5.92	H
	2812	-66.29	-13	-53.29	-70.18	1.64	7.68	H
	1406	-68.98	-13	-55.98	-71.61	1.09	5.87	V
	2108	-69.7	-13	-56.70	-72.10	1.37	5.92	V
	2812	-67.93	-13	-54.93	-71.82	1.64	7.68	V
LTE B2 BW 20MHz Highest 1RB0,QPSK	3780	-65.93	-13	-52.93	-78.19	2.64	14.90	H
	5670	-63.16	-13	-50.16	-75.02	2.94	14.80	H
	7560	-61.11	-13	-48.11	-70.88	3.39	13.16	H
	3780	-66	-13	-53.00	-78.26	2.64	14.90	V
	5670	-62.61	-13	-49.61	-74.47	2.94	14.80	V
	7560	-60.71	-13	-47.71	-70.48	3.39	13.16	V
LTE B12 BW 10MHz Highest 1RB0,QPSK	1412	-68.04	-13	-55.04	-70.67	1.09	5.87	H
	2120	-64.67	-13	-51.67	-67.07	1.37	5.92	H
	2826	-66.58	-13	-53.58	-70.47	1.64	7.68	H
	1412	-70.09	-13	-57.09	-72.72	1.09	5.87	V
	2120	-68.05	-13	-55.05	-70.45	1.37	5.92	V
	2826	-67.27	-13	-54.27	-71.16	1.64	7.68	V

Remark: Spurious emissions within 30-1000MHz were found more than 20dB below limit line.



ULCA 2A-13A (ANT0+1)								
Channel	Frequency ( MHz )	ERP/EIRP ( dBm )	Limit ( dBm )	Over Limit ( dB )	S.G. Power ( dBm )	TX Cable loss ( dB )	TX Antenna Gain (dBi)	Polarization (H/V)
LTE B2 BW 20MHz Middle 1RB0,QPSK	3735	-66.36	-13	-53.36	-78.62	2.64	14.90	H
	5610	-63.08	-13	-50.08	-74.94	2.94	14.80	H
	7485	-60.94	-13	-47.94	-70.71	3.39	13.16	H
	3735	-65.83	-13	-52.83	-78.09	2.64	14.90	V
	5610	-63.41	-13	-50.41	-75.27	2.94	14.80	V
	7485	-60.44	-13	-47.44	-70.21	3.39	13.16	V
LTE B13 BW 10MHz Middle 1RB0,QPSK	1556	-67.36	-13	-54.36	-69.99	1.09	5.87	H
	2332	-64.09	-13	-51.09	-66.49	1.37	5.92	H
	3105	-67.05	-13	-54.05	-70.94	1.64	7.68	H
	1556	-69.39	-13	-56.39	-72.02	1.09	5.87	V
	2332	-69.01	-13	-56.01	-71.41	1.37	5.92	V
	3105	-67.09	-13	-54.09	-70.98	1.64	7.68	V

Remark: Spurious emissions within 30-1000MHz were found more than 20dB below limit line.

ULCA 2A-14A (ANT0+1)								
Channel	Frequency ( MHz )	ERP/EIRP ( dBm )	Limit ( dBm )	Over Limit ( dB )	S.G. Power ( dBm )	TX Cable loss ( dB )	TX Antenna Gain (dBi)	Polarization (H/V)
LTE B2 BW 20MHz Middle 1RB0,QPSK	3735	-67.53	-13	-54.53	-79.79	2.64	14.90	H
	5610	-65.47	-13	-52.47	-77.33	2.94	14.80	H
	7485	-62.64	-13	-49.64	-72.41	3.39	13.16	H
	3735	-67.45	-13	-54.45	-79.71	2.64	14.90	V
	5610	-65.61	-13	-52.61	-77.47	2.94	14.80	V
	7485	-62.01	-13	-49.01	-71.78	3.39	13.16	V
LTE B14 BW 10MHz Middle 1RB0,QPSK	1576	-67.94	-42.15	-25.79	-70.57	1.09	5.87	H
	2366	-67.13	-13	-54.13	-69.53	1.37	5.92	H
	3150	-68.84	-13	-55.84	-72.73	1.64	7.68	H
	1576	-69.94	-42.15	-27.79	-72.57	1.09	5.87	V
	2366	-69.13	-13	-56.13	-71.53	1.37	5.92	V
	3150	-68.91	-13	-55.91	-72.80	1.64	7.68	V

Remark: Spurious emissions within 30-1000MHz were found more than 20dB below limit line.



ULCA_2A-48A (ANT0+4)								
Channel	Frequency (MHz)	EIRP (dBm)	Limit (dBm)	Over Limit (dB)	S.G. Power (dBm)	TX Cable loss (dB)	TX Antenna Gain (dBi)	Polarization (H/V)
LTE B2 BW 20MHz Lowest 1RB0,QPSK	3702	-66.14	-13	-53.14	-72.89	5.85	12.60	H
	5553	-59.33	-13	-46.33	-65.13	7.30	13.10	H
	7404	-64.52	-13	-51.52	-67.67	8.35	11.50	H
	3702	-66.52	-13	-53.52	-73.27	5.85	12.60	V
	5553	-60.5	-13	-47.50	-66.30	7.30	13.10	V
	7404	-63.79	-13	-50.79	-66.94	8.35	11.50	V
LTE B48 BW 20MHz Lowest 1RB0,QPSK	7104	-64.45	-40	-24.45	-75.19	2.604	13.34	H
	10656	-60.89	-40	-20.89	-71.40	3.011	13.52	H
	14208	-59.1	-40	-19.10	-69.30	3.271	13.47	H
	7104	-64.09	-40	-24.09	-74.83	2.604	13.34	V
	10656	-60.94	-40	-20.94	-71.45	3.011	13.52	V
	14208	-57.68	-40	-17.68	-67.88	3.271	13.47	V
LTE B2 BW 20MHz Middle 1RB0,QPSK	3742	-64.86	-13	-51.86	-71.61	5.85	12.60	H
	5613	-59.86	-13	-46.86	-65.66	7.30	13.10	H
	7488	-64.21	-13	-51.21	-67.36	8.35	11.50	H
	3742	-66.25	-13	-53.25	-73.00	5.85	12.60	V
	5613	-59.99	-13	-46.99	-65.79	7.30	13.10	V
	7488	-63.37	-13	-50.37	-66.52	8.35	11.50	V
LTE B48 BW 20MHz Middle 1RB0,QPSK	7236	-64.78	-40	-24.78	-75.52	2.604	13.34	H
	10848	-59.74	-40	-19.74	-70.25	3.011	13.52	H
	14460	-59.18	-40	-19.18	-69.38	3.271	13.47	H
	7236	-64.42	-40	-24.42	-75.16	2.604	13.34	V
	10848	-59.72	-40	-19.72	-70.23	3.011	13.52	V
	14460	-57.31	-40	-17.31	-67.51	3.271	13.47	V
LTE B2 BW 20MHz Highest 1RB0,QPSK	3783	-64.98	-13	-51.98	-71.73	5.85	12.60	H
	5673	-60.23	-13	-47.23	-66.03	7.30	13.10	H
	7560	-64.73	-13	-51.73	-67.88	8.35	11.50	H
	3783	-65.91	-13	-52.91	-72.66	5.85	12.60	V
	5673	-60.67	-13	-47.67	-66.47	7.30	13.10	V
	7560	-64.03	-13	-51.03	-67.18	8.35	11.50	V
LTE B48 BW 20MHz Highest 1RB0,QPSK	7368	-64.35	-40	-24.35	-75.09	2.604	13.34	H
	11040	-60.18	-40	-20.18	-70.69	3.011	13.52	H
	14724	-58.25	-40	-18.25	-68.45	3.271	13.47	H
	7368	-63.71	-40	-23.71	-74.45	2.604	13.34	V
	11040	-60.05	-40	-20.05	-70.56	3.011	13.52	V
	14724	-56.23	-40	-16.23	-66.43	3.271	13.47	V

Remark: Spurious emissions within 30-1000MHz were found more than 20dB below limit line.



ULCA_2A-66A (ANT0+1)								
Channel	Frequency (MHz)	EIRP (dBm)	Limit (dBm)	Over Limit (dB)	S.G. Power (dBm)	TX Cable loss (dB)	TX Antenna Gain (dBi)	Polarization (H/V)
LTE B2 BW 20MHz Lowest 1RB0,QPSK	3702	-66.24	-13	-53.24	-78.50	2.64	14.90	H
	5553	-64.71	-13	-51.71	-76.57	2.94	14.80	H
	7404	-62.78	-13	-49.78	-72.55	3.39	13.16	H
	3702	-67.37	-13	-54.37	-79.63	2.64	14.90	V
	5553	-66.13	-13	-53.13	-77.99	2.94	14.80	V
	7404	-62.25	-13	-49.25	-72.02	3.39	13.16	V
LTE B66 BW 20MHz Lowest 1RB0,QPSK	3422	-70.5	-13	-57.50	-81.24	2.604	13.34	H
	5133	-67.1	-13	-54.10	-77.61	3.011	13.52	H
	6840	-65.48	-13	-52.48	-75.68	3.271	13.47	H
	3422	-70.52	-13	-57.52	-81.26	2.604	13.34	V
	5133	-66.99	-13	-53.99	-77.50	3.011	13.52	V
	6840	-65.05	-13	-52.05	-75.25	3.271	13.47	V
LTE B2 BW 20MHz Middle 1RB0,QPSK	3735	-67.86	-13	-54.86	-80.12	2.64	14.90	H
	5610	-65.67	-13	-52.67	-77.53	2.94	14.80	H
	7485	-62.77	-13	-49.77	-72.54	3.39	13.16	H
	3735	-67.82	-13	-54.82	-80.08	2.64	14.90	V
	5610	-65.92	-13	-52.92	-77.78	2.94	14.80	V
	7485	-62.71	-13	-49.71	-72.48	3.39	13.16	V
LTE B66 BW 20MHz Middle 1RB0,QPSK	3465	-70.6	-13	-57.60	-81.34	2.604	13.34	H
	5205	-67.51	-13	-54.51	-78.02	3.011	13.52	H
	6945	-64.58	-13	-51.58	-74.78	3.271	13.47	H
	3465	-70.69	-13	-57.69	-81.43	2.604	13.34	V
	5205	-67.29	-13	-54.29	-77.80	3.011	13.52	V
	6945	-64.47	-13	-51.47	-74.67	3.271	13.47	V
LTE B2 BW 20MHz Highest 1RB0,QPSK	3780	-67.48	-13	-54.48	-79.74	2.64	14.90	H
	5670	-64.85	-13	-51.85	-76.71	2.94	14.80	H
	7560	-62.94	-13	-49.94	-72.71	3.39	13.16	H
	3780	-67.27	-13	-54.27	-79.53	2.64	14.90	V
	5670	-65.73	-13	-52.73	-77.59	2.94	14.80	V
	7560	-62.53	-13	-49.53	-72.30	3.39	13.16	V
LTE B66 BW 20MHz Highest 1RB0,QPSK	3525	-69.52	-13	-56.52	-80.26	2.604	13.34	H
	5280	-67.28	-13	-54.28	-77.79	3.011	13.52	H
	7050	-62.86	-13	-49.86	-73.06	3.271	13.47	H
	3525	-69.8	-13	-56.80	-80.54	2.604	13.34	V
	5280	-67.34	-13	-54.34	-77.85	3.011	13.52	V
	7050	-62.66	-13	-49.66	-72.86	3.271	13.47	V

Remark: Spurious emissions within 30-1000MHz were found more than 20dB below limit line.



ULCA_4A-5A (ANT0+1)								
Channel	Frequency ( MHz )	ERP/EIRP ( dBm )	Limit ( dBm )	Over Limit ( dB )	S.G. Power ( dBm )	TX Cable loss ( dB )	TX Antenna Gain (dBi)	Polarization (H/V)
LTE B4 BW 20MHz Lowest 1RB0,QPSK	3420	-68.3	-13	-55.30	-79.04	2.604	13.34	H
	5130	-65.65	-13	-52.65	-76.16	3.011	13.52	H
	6840	-63.77	-13	-50.77	-73.97	3.271	13.47	H
	3420	-68.37	-13	-55.37	-79.11	2.604	13.34	V
	5130	-65.32	-13	-52.32	-75.83	3.011	13.52	V
	6840	-63.11	-13	-50.11	-73.31	3.271	13.47	V
LTE B5 BW 10MHz Lowest 1RB0,QPSK	1648	-67.95	-13	-54.95	-74.92	1.58	10.70	H
	2472	-55.93	-13	-42.93	-64.18	2.102	12.50	H
	3300	-68.48	-13	-55.48	-77.37	2.856	13.90	H
	1648	-70.42	-13	-57.42	-77.39	1.58	10.70	V
	2472	-63.11	-13	-50.11	-71.36	2.10	12.50	V
	3300	-68.32	-13	-55.32	-77.21	2.86	13.90	V
LTE B4 BW 20MHz Middle 1RB0,QPSK	3450	-68.8	-13	-55.80	-79.54	2.604	13.34	H
	5175	-65.59	-13	-52.59	-76.10	3.011	13.52	H
	6885	-63.53	-13	-50.53	-73.73	3.271	13.47	H
	3450	-68.99	-13	-55.99	-79.73	2.604	13.34	V
	5175	-65.05	-13	-52.05	-75.56	3.011	13.52	V
	6885	-63.67	-13	-50.67	-73.87	3.271	13.47	V
LTE B5 BW 10MHz Middle 1RB0,QPSK	1664	-67.79	-13	-54.79	-74.76	1.58	10.70	H
	2494	-66.09	-13	-53.09	-74.34	2.102	12.50	H
	3330	-69.46	-13	-56.46	-78.35	2.856	13.90	H
	1664	-70.56	-13	-57.56	-77.53	1.58	10.70	V
	2494	-68.23	-13	-55.23	-76.48	2.10	12.50	V
	3330	-68.56	-13	-55.56	-77.45	2.86	13.90	V
LTE B4 BW 20MHz Highest 1RB0,QPSK	3465	-69.1	-13	-56.10	-79.84	2.604	13.34	H
	5208	-65.89	-13	-52.89	-76.40	3.011	13.52	H
	6944	-62.54	-13	-49.54	-72.74	3.271	13.47	H
	3465	-69.08	-13	-56.08	-79.82	2.604	13.34	V
	5208	-65.7	-13	-52.70	-76.21	3.011	13.52	V
	6944	-62.91	-13	-49.91	-73.11	3.271	13.47	V
LTE B5 BW 10MHz Highest 1RB0,QPSK	1680	-64.12	-13	-51.12	-71.09	1.58	10.70	H
	2518	-53.06	-13	-40.06	-61.31	2.102	12.50	H
	3360	-69.39	-13	-56.39	-78.28	2.856	13.90	H
	1680	-72.15	-13	-59.15	-79.12	1.58	10.70	V
	2518	-59.76	-13	-46.76	-68.01	2.10	12.50	V
	3360	-69.25	-13	-56.25	-78.14	2.86	13.90	V

Remark: Spurious emissions within 30-1000MHz were found more than 20dB below limit line.



ULCA_4A-7A (ANT0+1)								
Channel	Frequency (MHz)	EIRP (dBm)	Limit (dBm)	Over Limit (dB)	S.G. Power (dBm)	TX Cable loss (dB)	TX Antenna Gain (dBi)	Polarization (H/V)
LTE B4 BW 20MHz Lowest 1RB0,QPSK	3423	-68.03	-13	-55.03	-78.77	2.604	13.34	H
	5133	-66.26	-13	-53.26	-76.77	3.011	13.52	H
	6840	-65.3	-13	-52.30	-75.50	3.271	13.47	H
	3423	-69.09	-13	-56.09	-79.83	2.604	13.34	V
	5133	-65.43	-13	-52.43	-75.94	3.011	13.52	V
	6840	-65.6	-13	-52.60	-75.80	3.271	13.47	V
LTE B7 BW 20MHz Lowest 1RB0,QPSK	5001	-66.61	-25	-41.61	-73.58	1.58	10.70	H
	7500	-62.9	-25	-37.90	-71.15	2.102	12.50	H
	10008	-60.64	-25	-35.64	-69.53	2.856	13.90	H
	5001	-65.97	-25	-40.97	-72.94	1.58	10.70	V
	7500	-62.22	-25	-37.22	-70.47	2.10	12.50	V
	10008	-61.43	-25	-36.43	-70.32	2.86	13.90	V
LTE B4 BW 20MHz Middle 1RB0,QPSK	3447	-67.86	-13	-54.86	-78.60	2.604	13.34	H
	5170	-65.58	-13	-52.58	-76.09	3.011	13.52	H
	6894	-64.69	-13	-51.69	-74.89	3.271	13.47	H
	3447	-69.64	-13	-56.64	-80.38	2.604	13.34	V
	5052	-65.46	-13	-52.46	-75.97	3.011	13.52	V
	6894	-64.75	-13	-51.75	-74.95	3.271	13.47	V
LTE B7 BW 20MHz Middle 1RB0,QPSK	5052	-66.08	-25	-41.08	-73.05	1.58	10.70	H
	7578	-63.1	-25	-38.10	-71.35	2.102	12.50	H
	10104	-61.02	-25	-36.02	-69.91	2.856	13.90	H
	5052	-65.46	-25	-40.46	-72.43	1.58	10.70	V
	7578	-62.63	-25	-37.63	-70.88	2.10	12.50	V
	10104	-61.9	-25	-36.90	-70.79	2.86	13.90	V
LTE B4 BW 20MHz Highest 1RB0,QPSK	3465	-69.1	-13	-56.10	-79.84	2.604	13.34	H
	5208	-65.89	-13	-52.89	-76.40	3.011	13.52	H
	6944	-62.54	-13	-49.54	-72.74	3.271	13.47	H
	3465	-69.08	-13	-56.08	-79.82	2.604	13.34	V
	5208	-65.7	-13	-52.70	-76.21	3.011	13.52	V
	6944	-62.91	-13	-49.91	-73.11	3.271	13.47	V
LTE B7 BW 20MHz Highest 1RB0,QPSK	5103	-66.48	-25	-41.48	-73.45	1.58	10.70	H
	7656	-62.81	-25	-37.81	-71.06	2.102	12.50	H
	10200	-60.26	-25	-35.26	-69.15	2.856	13.90	H
	5103	-65.87	-25	-40.87	-72.84	1.58	10.70	V
	7656	-62.12	-25	-37.12	-70.37	2.10	12.50	V
	10200	-60.41	-25	-35.41	-69.30	2.86	13.90	V

Remark: Spurious emissions within 30-1000MHz were found more than 20dB below limit line.



ULCA_4A-12A (ANT0+1)								
Channel	Frequency ( MHz )	ERP/EIRP ( dBm )	Limit ( dBm )	Over Limit ( dB )	S.G. Power ( dBm )	TX Cable loss ( dB )	TX Antenna Gain (dBi)	Polarization (H/V)
LTE B4 BW 20MHz Lowest 1RB0,QPSK	3420	-68.46	-13	-55.46	-75.21	5.85	12.60	H
	5130	-65.31	-13	-52.31	-71.11	7.30	13.10	H
	6844	-63.65	-13	-50.65	-66.80	8.35	11.50	H
	3420	-68.38	-13	-55.38	-75.13	5.85	12.60	V
	5130	-65.19	-13	-52.19	-70.99	7.30	13.10	V
	6844	-63.36	-13	-50.36	-66.51	8.35	11.50	V
LTE B12 BW 10MHz Lowest 1RB0,QPSK	1400	-69.26	-13	-56.26	-72.51	4.00	9.40	H
	2098	-57.35	-13	-44.35	-60.92	4.88	10.60	H
	2798	-68.04	-13	-55.04	-72.97	5.52	12.60	H
	1400	-69.12	-13	-56.12	-72.37	4.00	9.40	V
	2098	-68.33	-13	-55.33	-71.90	4.88	10.60	V
	2798	-68.63	-13	-55.63	-73.56	5.52	12.60	V
LTE B4 BW 20MHz Middle 1RB0,QPSK	3450	-68.83	-13	-55.83	-75.58	5.85	12.60	H
	5175	-65.17	-13	-52.17	-70.97	7.30	13.10	H
	6885	-63.89	-13	-50.89	-67.04	8.35	11.50	H
	3450	-68.87	-13	-55.87	-75.62	5.85	12.60	V
	5175	-65	-13	-52.00	-70.80	7.30	13.10	V
	6885	-63.51	-13	-50.51	-66.66	8.35	11.50	V
LTE B12 BW 10MHz Middle 1RB0,QPSK	1404	-68.4	-13	-55.40	-71.65	4.00	9.40	H
	2107	-63.18	-13	-50.18	-66.75	4.88	10.60	H
	2810	-67.01	-13	-54.01	-71.94	5.52	12.60	H
	1404	-71.53	-13	-58.53	-74.78	4.00	9.40	V
	2107	-68.94	-13	-55.94	-72.51	4.88	10.60	V
	2810	-67.88	-13	-54.88	-72.81	5.52	12.60	V
LTE B4 BW 20MHz Highest 1RB0,QPSK	3472	-68.85	-13	-55.85	-75.60	5.85	12.60	H
	5208	-65.64	-13	-52.64	-71.44	7.30	13.10	H
	6944	-62.73	-13	-49.73	-65.88	8.35	11.50	H
	3472	-68.99	-13	-55.99	-75.74	5.85	12.60	V
	5208	-65.65	-13	-52.65	-71.45	7.30	13.10	V
	6944	-62.5	-13	-49.50	-65.65	8.35	11.50	V
LTE B12 BW 10MHz Highest 1RB0,QPSK	1404	-68.14	-13	-55.14	-71.39	4.00	9.40	H
	2106	-60.84	-13	-47.84	-64.41	4.88	10.60	H
	2808	-66.62	-13	-53.62	-71.55	5.52	12.60	H
	1404	-68.88	-13	-55.88	-72.13	4.00	9.40	V
	2106	-68.71	-13	-55.71	-72.28	4.88	10.60	V
	2808	-67.62	-13	-54.62	-72.55	5.52	12.60	V

Remark: Spurious emissions within 30-1000MHz were found more than 20dB below limit line.



ULCA_4A-13A (ANT0+1)								
Channel	Frequency ( MHz )	ERP/EIRP ( dBm )	Limit ( dBm )	Over Limit ( dB )	S.G. Power ( dBm )	TX Cable loss ( dB )	TX Antenna Gain (dBi)	Polarization (H/V)
LTE B4 BW 20MHz Middle 1RB0,QPSK	3446	-69.08	-13	-56.08	-79.82	2.604	13.34	H
	5169	-65.23	-13	-52.23	-75.74	3.011	13.52	H
	6892	-63.12	-13	-50.12	-73.32	3.271	13.47	H
	3446	-69.02	-13	-56.02	-79.76	2.604	13.34	V
	5169	-65.33	-13	-52.33	-75.84	3.011	13.52	V
	6892	-63.33	-13	-50.33	-73.53	3.271	13.47	V
LTE B13 BW 10MHz Middle 1RB0,QPSK	1555	-68.49	-13	-55.49	-75.46	1.58	10.70	H
	2332	-50.68	-13	-37.68	-58.93	2.102	12.50	H
	3105	-67.08	-13	-54.08	-75.97	2.856	13.90	H
	1555	-70.28	-13	-57.28	-77.25	1.58	10.70	V
	2332	-62.12	-13	-49.12	-70.37	2.10	12.50	V
	3105	-67.22	-13	-54.22	-76.11	2.86	13.90	V

Remark: Spurious emissions within 30-1000MHz were found more than 20dB below limit line.



ULCA 5A-7A (ANT0+1)								
Channel	Frequency (MHz)	ERP/EIRP (dBm)	Limit (dBm)	Over Limit (dB)	S.G. Power (dBm)	TX Cable loss (dB)	TX Antenna Gain (dBi)	Polarization (H/V)
LTE B5 BW 10MHz Lowest 1RB0,QPSK	1649	-71.57	-13	-58.57	-78.54	1.58	10.70	H
	2473	-69.88	-13	-56.88	-78.13	2.102	12.50	H
	3298	-72.08	-13	-59.08	-80.97	2.856	13.90	H
	1649	-71.78	-13	-58.78	-78.75	1.58	10.70	V
	2473	-69.58	-13	-56.58	-77.83	2.10	12.50	V
	3298	-71.99	-13	-58.99	-80.88	2.86	13.90	V
LTE B7 BW 20MHz Lowest 1RB0,QPSK	4995	-68.55	-25	-43.55	-75.52	1.58	10.70	H
	7500	-64.02	-25	-39.02	-72.27	2.102	12.50	H
	10005	-61.05	-25	-36.05	-69.94	2.856	13.90	H
	4995	-68.55	-25	-43.55	-75.52	1.58	10.70	V
	7500	-63.58	-25	-38.58	-71.83	2.10	12.50	V
	10005	-62.21	-25	-37.21	-71.10	2.86	13.90	V
LTE B5 BW 10MHz Middle 1RB0,QPSK	1664	-71.75	-13	-58.75	-78.72	1.58	10.70	H
	2496	-69.41	-13	-56.41	-77.66	2.102	12.50	H
	3328	-72.23	-13	-59.23	-81.12	2.856	13.90	H
	1664	-71.98	-13	-58.98	-78.95	1.58	10.70	V
	2496	-69.16	-13	-56.16	-77.41	2.10	12.50	V
	3328	-71.94	-13	-58.94	-80.83	2.86	13.90	V
LTE B7 BW 20MHz Middle 1RB0,QPSK	5055	-68.78	-25	-43.78	-75.75	1.58	10.70	H
	7575	-64.56	-25	-39.56	-72.81	2.102	12.50	H
	10110	-61.47	-25	-36.47	-70.36	2.856	13.90	H
	5055	-68.28	-25	-43.28	-75.25	1.58	10.70	V
	7575	-63.88	-25	-38.88	-72.13	2.10	12.50	V
	10110	-62.08	-25	-37.08	-70.97	2.86	13.90	V
LTE B5 BW 10MHz Highest 1RB0,QPSK	1679	-72.46	-13	-59.46	-79.43	1.58	10.70	H
	2518	-68.1	-13	-55.10	-76.35	2.102	12.50	H
	3358	-72.39	-13	-59.39	-81.28	2.856	13.90	H
	1679	-72.44	-13	-59.44	-79.41	1.58	10.70	V
	2518	-69.26	-13	-56.26	-77.51	2.10	12.50	V
	3358	-72.23	-13	-59.23	-81.12	2.86	13.90	V
LTE B7 BW 20MHz Highest 1RB0,QPSK	5100	-69.24	-25	-44.24	-76.21	1.58	10.70	H
	7650	-64.03	-25	-39.03	-72.28	2.102	12.50	H
	10200	-60.75	-25	-35.75	-69.64	2.856	13.90	H
	5100	-68.85	-25	-43.85	-75.82	1.58	10.70	V
	7650	-63.45	-25	-38.45	-71.70	2.10	12.50	V
	10200	-61.07	-25	-36.07	-69.96	2.86	13.90	V

Remark: Spurious emissions within 30-1000MHz were found more than 20dB below limit line.



ULCA_5A-48A (ANT0+4)								
Channel	Frequency ( MHz )	ERP/EIRP ( dBm )	Limit ( dBm )	Over Limit ( dB )	S.G. Power ( dBm )	TX Cable loss ( dB )	TX Antenna Gain (dBi)	Polarization (H/V)
LTE B5 BW 10MHz Lowest 1RB0,QPSK	1649	-71.59	-13	-58.59	-74.84	4.00	9.40	H
	2473	-69.71	-13	-56.71	-73.28	4.88	10.60	H
	3298	-75.1	-13	-62.10	-80.03	5.52	12.60	H
	1649	-71.81	-13	-58.81	-75.06	4.00	9.40	V
	2473	-69.59	-13	-56.59	-73.16	4.88	10.60	V
	3298	-74.95	-13	-61.95	-79.88	5.52	12.60	V
LTE B48 BW 20MHz Lowest 1RB0,QPSK	7095	-64.35	-40	-24.35	-67.60	4.00	9.40	H
	10650	-60.91	-40	-20.91	-64.48	4.88	10.60	H
	14205	-59.12	-40	-19.12	-64.05	5.52	12.60	H
	7095	-64	-40	-24.00	-67.25	4.00	9.40	V
	10650	-61.14	-40	-21.14	-64.71	4.88	10.60	V
	14205	-57.8	-40	-17.80	-62.73	5.52	12.60	V
LTE B5 BW 10MHz Middle 1RB0,QPSK	1664	-72.01	-13	-59.01	-75.26	4.00	9.40	H
	2496	-69.67	-13	-56.67	-73.24	4.88	10.60	H
	3328	-74.81	-13	-61.81	-79.74	5.52	12.60	H
	1664	-71.92	-13	-58.92	-75.17	4.00	9.40	V
	2496	-69.18	-13	-56.18	-72.75	4.88	10.60	V
	3328	-75.03	-13	-62.03	-79.96	5.52	12.60	V
LTE B48 BW 20MHz Middle 1RB0,QPSK	7230	-64.70	-40	-24.70	-67.95	4.00	9.40	H
	10845	-60.14	-40	-20.14	-63.71	4.88	10.60	H
	14205	-59.55	-40	-19.55	-64.48	5.52	12.60	H
	7230	-64.35	-40	-24.35	-67.60	4.00	9.40	V
	10845	-61.12	-40	-21.12	-64.69	4.88	10.60	V
	14205	-57.94	-40	-17.94	-62.87	5.52	12.60	V
LTE B5 BW 10MHz Highest 1RB0,QPSK	1679	-72.42	-13	-59.42	-75.67	4.00	9.40	H
	2518	-69.44	-13	-56.44	-73.01	4.88	10.60	H
	3358	-75.34	-13	-62.34	-80.27	5.52	12.60	H
	1679	-72.53	-13	-59.53	-75.78	4.00	9.40	V
	2518	-69.54	-13	-56.54	-73.11	4.88	10.60	V
	3358	-75.03	-13	-62.03	-79.96	5.52	12.60	V
LTE B48 BW 20MHz Highest 1RB0,QPSK	7365	-64.31	-40	-24.31	-67.56	4.00	9.40	H
	11040	-60.01	-40	-20.01	-63.58	4.88	10.60	H
	14730	-58.65	-40	-18.65	-63.58	5.52	12.60	H
	7365	-63.84	-40	-23.84	-67.09	4.00	9.40	V
	11040	-59.95	-40	-19.95	-63.52	4.88	10.60	V
	14730	-56.71	-40	-16.71	-61.64	5.52	12.60	V

Remark: Spurious emissions within 30-1000MHz were found more than 20dB below limit line.



ULCA_5A-66A (ANT0+1)								
Channel	Frequency ( MHz )	ERP/EIRP ( dBm )	Limit ( dBm )	Over Limit ( dB )	S.G. Power ( dBm )	TX Cable loss ( dB )	TX Antenna Gain (dBi)	Polarization (H/V)
LTE B5 BW 10MHz Lowest 1RB0,QPSK	1648	-63.29	-13	-50.29	-70.26	1.58	10.70	H
	2472	-63.42	-13	-50.42	-71.67	2.102	12.50	H
	3300	-69.57	-13	-56.57	-78.46	2.856	13.90	H
	1648	-66.33	-13	-53.33	-73.30	1.58	10.70	V
	2472	-67	-13	-54.00	-75.25	2.10	12.50	V
	3300	-69.13	-13	-56.13	-78.02	2.86	13.90	V
LTE B66 BW 20MHz Lowest 1RB0,QPSK	3420	-69.63	-13	-56.63	-80.37	2.604	13.34	H
	5130	-66.34	-13	-53.34	-76.85	3.011	13.52	H
	6840	-64.48	-13	-51.48	-74.68	3.271	13.47	H
	3420	-69.75	-13	-56.75	-80.49	2.604	13.34	V
	5130	-66.15	-13	-53.15	-76.66	3.011	13.52	V
	6840	-64.4	-13	-51.40	-74.60	3.271	13.47	V
LTE B5 BW 10MHz Middle 1RB0,QPSK	1664	-63.18	-13	-50.18	-70.15	1.58	10.70	H
	2494	-68.33	-13	-55.33	-76.58	2.102	12.50	H
	3330	-70.15	-13	-57.15	-79.04	2.856	13.90	H
	1664	-67.6	-13	-54.60	-74.57	1.58	10.70	V
	2494	-68.21	-13	-55.21	-76.46	2.10	12.50	V
	3330	-69.87	-13	-56.87	-78.76	2.86	13.90	V
LTE B66 BW 20MHz Middle 1RB0,QPSK	3465	-70.11	-13	-57.11	-80.85	2.604	13.34	H
	5205	-66.34	-13	-53.34	-76.85	3.011	13.52	H
	6945	-63.77	-13	-50.77	-73.97	3.271	13.47	H
	3465	-69.64	-13	-56.64	-80.38	2.604	13.34	V
	5205	-66.47	-13	-53.47	-76.98	3.011	13.52	V
	6945	-63.2	-13	-50.20	-73.40	3.271	13.47	V
LTE B5 BW 10MHz Highest 1RB0,QPSK	1680	-64.29	-13	-51.29	-71.26	1.58	10.70	H
	2518	-57.97	-13	-44.97	-66.22	2.102	12.50	H
	3360	-70.16	-13	-57.16	-79.05	2.856	13.90	H
	1680	-68.21	-13	-55.21	-75.18	1.58	10.70	V
	2518	-64.07	-13	-51.07	-72.32	2.10	12.50	V
	3360	-70.25	-13	-57.25	-79.14	2.86	13.90	V
LTE B66 BW 20MHz Highest 1RB0,QPSK	3525	-68.76	-13	-55.76	-79.50	2.604	13.34	H
	5280	-66.24	-13	-53.24	-76.75	3.011	13.52	H
	7050	-61.98	-13	-48.98	-72.18	3.271	13.47	H
	3525	-69.2	-13	-56.20	-79.94	2.604	13.34	V
	5280	-66.26	-13	-53.26	-76.77	3.011	13.52	V
	7050	-61.7	-13	-48.70	-71.90	3.271	13.47	V

Remark: Spurious emissions within 30-1000MHz were found more than 20dB below limit line.



ULCA 12A-66A (ANT0+1)								
Channel	Frequency ( MHz )	ERP/EIRP ( dBm )	Limit ( dBm )	Over Limit ( dB )	S.G. Power ( dBm )	TX Cable loss ( dB )	TX Antenna Gain (dBi)	Polarization (H/V)
LTE B12 BW 10MHz Lowest 1RB0,QPSK	1399	-64.74	-13	-51.74	-67.99	4.00	9.40	H
	2098	-57.61	-13	-44.61	-61.18	4.88	10.60	H
	2798	-68.48	-13	-55.48	-73.41	5.52	12.60	H
	1399	-67.45	-13	-54.45	-70.70	4.00	9.40	V
	2098	-65.48	-13	-52.48	-69.05	4.88	10.60	V
	2798	-68.73	-13	-55.73	-73.66	5.52	12.60	V
LTE B66 BW 20MHz Lowest 1RB0,QPSK	3420	-69.56	-13	-56.56	-76.41	5.65	12.50	H
	5130	-66.34	-13	-53.34	-72.01	7.13	12.80	H
	6840	-64.54	-13	-51.54	-67.94	8.40	11.80	H
	3420	-69.7	-13	-56.70	-76.55	5.65	12.50	V
	5130	-66.03	-13	-53.03	-71.70	7.13	12.80	V
	6840	-64.15	-13	-51.15	-67.55	8.40	11.80	V
LTE B12 BW 10MHz Middle 1RB0,QPSK	1405	-70.83	-13	-57.83	-74.08	4.00	9.40	H
	2107	-60.34	-13	-47.34	-63.91	4.88	10.60	H
	2810	-67.79	-13	-54.79	-72.72	5.52	12.60	H
	1405	-71.34	-13	-58.34	-74.59	4.00	9.40	V
	2107	-67.56	-13	-54.56	-71.13	4.88	10.60	V
	2810	-68.3	-13	-55.30	-73.23	5.52	12.60	V
LTE B66 BW 20MHz Middle 1RB0,QPSK	3465	-70.18	-13	-57.18	-77.03	5.65	12.50	H
	5205	-66.78	-13	-53.78	-72.45	7.13	12.80	H
	6945	-63.91	-13	-50.91	-67.31	8.40	11.80	H
	3465	-69.69	-13	-56.69	-76.54	5.65	12.50	V
	5205	-66.77	-13	-53.77	-72.44	7.13	12.80	V
	6945	-63.5	-13	-50.50	-66.90	8.40	11.80	V
LTE B12 BW 10MHz Highest 1RB0,QPSK	1413	-64.61	-13	-51.61	-67.86	4.00	9.40	H
	2119	-59.01	-13	-46.01	-62.58	4.88	10.60	H
	2826	-67.29	-13	-54.29	-72.22	5.52	12.60	H
	1413	-67.43	-13	-54.43	-70.68	4.00	9.40	V
	2119	-67.53	-13	-54.53	-71.10	4.88	10.60	V
	2826	-67.63	-13	-54.63	-72.56	5.52	12.60	V
LTE B66 BW 20MHz Highest 1RB0,QPSK	3525	-68.91	-13	-55.91	-75.76	5.65	12.50	H
	5280	-66.42	-13	-53.42	-72.09	7.13	12.80	H
	7050	-62.31	-13	-49.31	-65.71	8.40	11.80	H
	3525	-69.04	-13	-56.04	-75.89	5.65	12.50	V
	5280	-66.48	-13	-53.48	-72.15	7.13	12.80	V
	7050	-61.83	-13	-48.83	-65.23	8.40	11.80	V

Remark: Spurious emissions within 30-1000MHz were found more than 20dB below limit line.



ULCA 13A-66A (ANT0+1)								
Channel	Frequency ( MHz )	ERP/EIRP ( dBm )	Limit ( dBm )	Over Limit ( dB )	S.G. Power ( dBm )	TX Cable loss ( dB )	TX Antenna Gain (dBi)	Polarization (H/V)
LTE B13 BW 10MHz Middle 1RB0,QPSK	1555	-64.14	-13	-51.14	-66.77	1.09	5.87	H
	2332	-56.4	-13	-43.40	-58.80	1.37	5.92	H
	3105	-66.72	-13	-53.72	-70.61	1.64	7.68	H
	1555	-66.86	-13	-53.86	-69.49	1.09	5.87	V
	2332	-65.32	-13	-52.32	-67.72	1.37	5.92	V
	3105	-66.51	-13	-53.51	-70.40	1.64	7.68	V
LTE B66 BW 20MHz Middle 1RB0,QPSK	3465	-68.62	-13	-55.62	-79.36	2.604	13.34	H
	5205	-65.45	-13	-52.45	-75.96	3.011	13.52	H
	6945	-62.27	-13	-49.27	-72.47	3.271	13.47	H
	3465	-68.56	-13	-55.56	-79.30	2.604	13.34	V
	5205	-64.38	-13	-51.38	-74.89	3.011	13.52	V
	6945	-61.98	-13	-48.98	-72.18	3.271	13.47	V

Remark: Spurious emissions within 30-1000MHz were found more than 20dB below limit line.

ULCA 14A-66A (ANT0+1)								
Channel	Frequency ( MHz )	ERP/EIRP ( dBm )	Limit ( dBm )	Over Limit ( dB )	S.G. Power ( dBm )	TX Cable loss ( dB )	TX Antenna Gain (dBi)	Polarization (H/V)
LTE B14 BW 10MHz Middle 1RB0,QPSK	1578	-67.27	-42.15	-25.12	-69.90	1.09	5.87	H
	2366	-54.86	-13	-41.86	-57.26	1.37	5.92	H
	3150	-70.93	-13	-57.93	-74.82	1.64	7.68	H
	1578	-67.9	-42.15	-25.75	-70.53	1.09	5.87	V
	2366	-58.92	-13	-45.92	-61.32	1.37	5.92	V
	3150	-71.16	-13	-58.16	-75.05	1.64	7.68	V
LTE B66 BW 20MHz Middle 1RB0,QPSK	3465	-72.6	-13	-59.60	-83.34	2.604	13.34	H
	5205	-68.73	-13	-55.73	-79.24	3.011	13.52	H
	6945	-65.52	-13	-52.52	-75.72	3.271	13.47	H
	3465	-72.4	-13	-59.40	-83.14	2.604	13.34	V
	5205	-68.7	-13	-55.70	-79.21	3.011	13.52	V
	6945	-65.16	-13	-52.16	-75.36	3.271	13.47	V

Remark: Spurious emissions within 30-1000MHz were found more than 20dB below limit line.



ULCA_25A-26A (ANT0+1)									
Channel	Frequency ( MHz )	ERP/EIRP ( dBm )	Limit ( dBm )	Over Limit ( dB )	SPA Reading (dBm)	S.G. Power ( dBm )	TX Cable loss ( dB )	TX Antenna Gain (dBi)	Polarization (H/V)
LTE B25 BW 20MHz Lowest 1RB0,QPSK	3705	-66.89	-13	-53.89	-60.39	-70.14	4.00	9.40	H
	5550	-65.35	-13	-52.35	-61.58	-68.92	4.88	10.60	H
	7410	-62	-13	-49.00	-61.25	-66.93	5.52	12.60	H
	3705	-66.74	-13	-53.74	-60.53	-69.99	4.00	9.40	V
	5550	-65.26	-13	-52.26	-61.80	-68.83	4.88	10.60	V
	7410	-61.6	-13	-48.60	-61.46	-66.53	5.52	12.60	V
LTE B26 BW 15MHz Lowest 1RB0,QPSK	1649	-70.26	-13	-57.26	-63.74	-76.51	6.45	12.70	H
	2474	-68.25	-13	-55.25	-65.27	-71.65	8.40	11.80	H
	3299	-69.44	-13	-56.44	-67.51	-71.79	9.65	12.00	H
	1649	-70.94	-13	-57.94	-64.02	-77.19	6.45	12.70	V
	2474	-68.75	-13	-55.75	-62.7	-72.15	8.40	11.80	V
	3299	-69.4	-13	-56.40	-67.52	-71.75	9.65	12.00	V
LTE B25 BW 20MHz Middle 1RB0,QPSK	3735	-67.01	-13	-54.01	-60.39	-70.26	4.00	9.40	H
	5610	-64.88	-13	-51.88	-61.58	-68.45	4.88	10.60	H
	7485	-61.51	-13	-48.51	-61.25	-66.44	5.52	12.60	H
	3735	-66.76	-13	-53.76	-60.53	-70.01	4.00	9.40	V
	5610	-65	-13	-52.00	-61.80	-68.57	4.88	10.60	V
	7485	-61.11	-13	-48.11	-61.46	-66.04	5.52	12.60	V
LTE B26 BW 15MHz Middle 1RB0,QPSK	1659	-69.84	-13	-56.84	-63.74	-76.09	6.45	12.70	H
	2489	-67.89	-13	-54.89	-65.27	-71.29	8.40	11.80	H
	3319	-69.45	-13	-56.45	-67.51	-71.80	9.65	12.00	H
	1659	-70.95	-13	-57.95	-64.02	-77.20	6.45	12.70	V
	2489	-68.24	-13	-55.24	-62.7	-71.64	8.40	11.80	V
	3319	-69.45	-13	-56.45	-67.52	-71.80	9.65	12.00	V
LTE B25 BW 20MHz Highest 1RB0,QPSK	3795	-66.48	-13	-53.48	-69.73	4.00	9.40	H	3795
	5685	-65.29	-13	-52.29	-68.86	4.88	10.60	H	5685
	7590	-62.03	-13	-49.03	-66.96	5.52	12.60	H	7590
	3795	-66.64	-13	-53.64	-69.89	4.00	9.40	V	3795
	5685	-65.4	-13	-52.40	-68.97	4.88	10.60	V	5685
	7590	-61.72	-13	-48.72	-66.65	5.52	12.60	V	7590
LTE B26 BW 15MHz Highest 1RB0,QPSK	1668	-70.32	-13	-57.32	-76.57	6.45	12.70	H	1668
	2503	-67.96	-13	-54.96	-71.36	8.40	11.80	H	2503
	3330	-69.8	-13	-56.80	-72.15	9.65	12.00	H	3330
	1668	-71.6	-13	-58.60	-77.85	6.45	12.70	V	1668
	2503	-68.51	-13	-55.51	-71.91	8.40	11.80	V	2503
	3330	-69.89	-13	-56.89	-72.24	9.65	12.00	V	3330

Remark: Spurious emissions within 30-1000MHz were found more than 20dB below limit line.



ULCA 25A-41A (ANT0+1)								
Channel	Frequency ( MHz )	ERP/EIRP ( dBm )	Limit ( dBm )	Over Limit ( dB )	S.G. Power ( dBm )	TX Cable loss ( dB )	TX Antenna Gain (dBi)	Polarization (H/V)
LTE B25 BW 20MHz Lowest 1RB0,QPSK	3702	-66.41	-13	-53.41	-69.66	4.00	9.40	H
	5553	-60.62	-13	-47.62	-64.19	4.88	10.60	H
	7404	-64.48	-13	-51.48	-69.41	5.52	12.60	H
	3702	-66.53	-13	-53.53	-69.78	4.00	9.40	V
	5553	-60.18	-13	-47.18	-63.75	4.88	10.60	V
	7404	-63.88	-13	-50.88	-68.81	5.52	12.60	V
LTE B41 BW 20MHz Lowest 1RB0,QPSK	4995	-66.57	-25	-41.57	-72.82	6.45	12.70	H
	7488	-64.12	-25	-39.12	-67.52	8.40	11.80	H
	9984	-61.78	-25	-36.78	-64.13	9.65	12.00	H
	4995	-66.27	-25	-41.27	-72.52	6.45	12.70	V
	7488	-63.55	-25	-38.55	-66.95	8.40	11.80	V
	9984	-62.89	-25	-37.89	-65.24	9.65	12.00	V
LTE B25 BW 20MHz Middle 1RB0,QPSK	3741	-65.93	-13	-52.93	-69.18	4.00	9.40	H
	5613	-59.73	-13	-46.73	-63.30	4.88	10.60	H
	7488	-64.21	-13	-51.21	-69.14	5.52	12.60	H
	3741	-66.23	-13	-53.23	-69.48	4.00	9.40	V
	5613	-60.93	-13	-47.93	-64.50	4.88	10.60	V
	7488	-63.59	-13	-50.59	-68.52	5.52	12.60	V
LTE B41 BW 20MHz Middle 1RB0,QPSK	5169	-65.64	-25	-40.64	-71.89	6.45	12.70	H
	7752	-64.11	-25	-39.11	-67.51	8.40	11.80	H
	10332	-60.22	-25	-35.22	-62.57	9.65	12.00	H
	5169	-65.49	-25	-40.49	-71.74	6.45	12.70	V
	7752	-63.65	-25	-38.65	-67.05	8.40	11.80	V
	10332	-60.46	-25	-35.46	-62.81	9.65	12.00	V
LTE B25 BW 20MHz Highest 1RB0,QPSK	3792	-65.7	-13	-52.70	-68.95	4.00	9.40	H
	5688	-59.78	-13	-46.78	-63.35	4.88	10.60	H
	7584	-64.67	-13	-51.67	-69.60	5.52	12.60	H
	3792	-66.08	-13	-53.08	-69.33	4.00	9.40	V
	5688	-61.29	-13	-48.29	-64.86	4.88	10.60	V
	7584	-64.04	-13	-51.04	-68.97	5.52	12.60	V
LTE B41 BW 20MHz Highest 1RB0,QPSK	5343	-66.03	-25	-41.03	-72.28	6.45	12.70	H
	8016	-64.09	-25	-39.09	-67.49	8.40	11.80	H
	10680	-60.67	-25	-35.67	-63.02	9.65	12.00	H
	5343	-66.05	-25	-41.05	-72.30	6.45	12.70	V
	8016	-64.17	-25	-39.17	-67.57	8.40	11.80	V
	10680	-60.82	-25	-35.82	-63.17	9.65	12.00	V

Remark: Spurious emissions within 30-1000MHz were found more than 20dB below limit line.



ULCA 48A-66A (ANT4+0)								
Channel	Frequency ( MHz )	EIRP ( dBm )	Limit ( dBm )	Over Limit ( dB )	S.G. Power ( dBm )	TX Cable loss ( dB )	TX Antenna Gain (dBi)	Polarization (H/V)
LTE B48 BW 20MHz Lowest 1RB0,QPSK	7104	-64.23	-40	-24.23	-67.53	8.30	11.60	H
	10656	-60.85	-40	-20.85	-62.37	10.48	12.00	H
	14208	-58.88	-40	-18.88	-60.58	11.80	13.50	H
	7104	-64.03	-40	-24.03	-67.33	8.30	11.60	V
	10656	-60.82	-40	-20.82	-62.34	10.48	12.00	V
	14208	-57.79	-40	-17.79	-59.49	11.80	13.50	V
LTE B66 BW 20MHz Lowest 1RB0,QPSK	3423	-60.99	-13	-47.99	-67.84	5.65	12.50	H
	5133	-65.94	-13	-52.94	-71.61	7.13	12.80	H
	6840	-66.66	-13	-53.66	-70.06	8.40	11.80	H
	3423	-69.41	-13	-56.41	-76.26	5.65	12.50	V
	5133	-65.63	-13	-52.63	-71.30	7.13	12.80	V
	6840	-66.49	-13	-53.49	-69.89	8.40	11.80	V
LTE B48 BW 20MHz Middle 1RB0,QPSK	7236	-64.53	-40	-24.53	-67.83	8.30	11.60	H
	10848	-59.88	-40	-19.88	-61.40	10.48	12.00	H
	14460	-59.19	-40	-19.19	-60.89	11.80	13.50	H
	7236	-64.25	-40	-24.25	-67.55	8.30	11.60	V
	10848	-59.6	-40	-19.60	-61.12	10.48	12.00	V
	14460	-57.33	-40	-17.33	-59.03	11.80	13.50	V
LTE B66 BW 20MHz Middle 1RB0,QPSK	3472	-63.13	-13	-50.13	-69.98	5.65	12.50	H
	5208	-65.94	-13	-52.94	-71.61	7.13	12.80	H
	6948	-65.75	-13	-52.75	-69.15	8.40	11.80	H
	3472	-68.4	-13	-55.40	-75.25	5.65	12.50	V
	5208	-66.04	-13	-53.04	-71.71	7.13	12.80	V
	6948	-65.43	-13	-52.43	-68.83	8.40	11.80	V
LTE B48 BW 20MHz Highest 1RB0,QPSK	7368	-64.12	-40	-24.12	-67.42	8.30	11.60	H
	11040	-59.59	-40	-19.59	-61.11	10.48	12.00	H
	14724	-58.01	-40	-18.01	-59.71	11.80	13.50	H
	7368	-63.67	-40	-23.67	-66.97	8.30	11.60	V
	11040	-57.89	-40	-17.89	-59.41	10.48	12.00	V
	14724	-56.08	-40	-16.08	-57.78	11.80	13.50	V
LTE B66 BW 20MHz Highest 1RB0,QPSK	3522	-67.13	-13	-54.13	-73.98	5.65	12.50	H
	5283	-66.74	-13	-53.74	-72.41	7.13	12.80	H
	7044	-64.11	-13	-51.11	-67.51	8.40	11.80	H
	3522	-69.31	-13	-56.31	-76.16	5.65	12.50	V
	5283	-66.93	-13	-53.93	-72.60	7.13	12.80	V
	7044	-63.78	-13	-50.78	-67.18	8.40	11.80	V

Remark: Spurious emissions within 30-1000MHz were found more than 20dB below limit line.