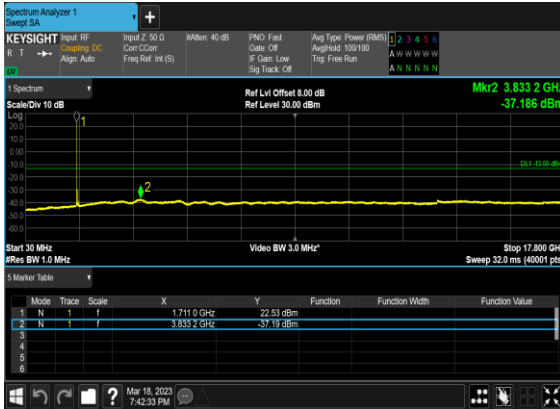
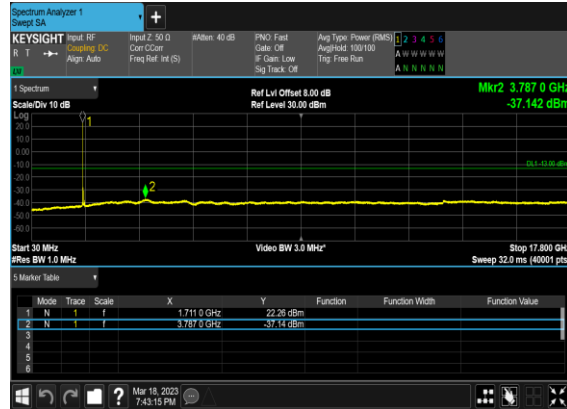


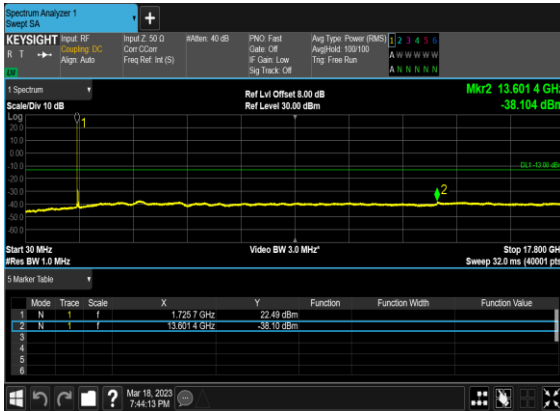
N66(40M)_DFT-s-OFDM_BPSK_Edge_1RB_Left_Low_CH



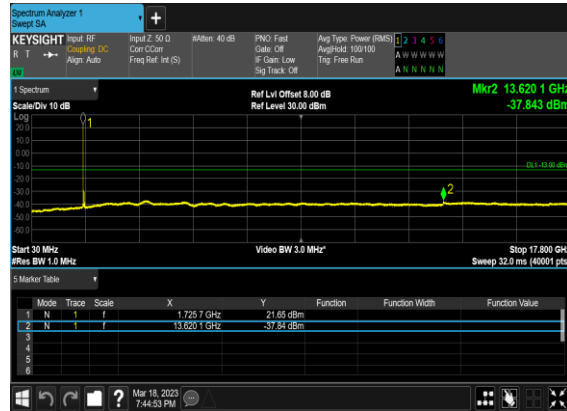
N66(40M)_DFT-s-OFDM_QPSK_Edge_1RB_Left_Low_CH



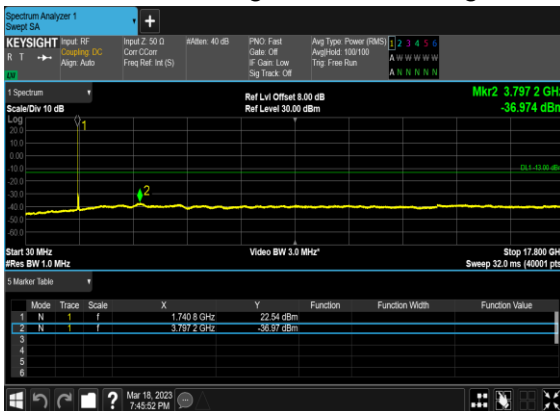
N66(40M)_DFT-s-OFDM_BPSK_Edge_1RB_Left_Mid_CH



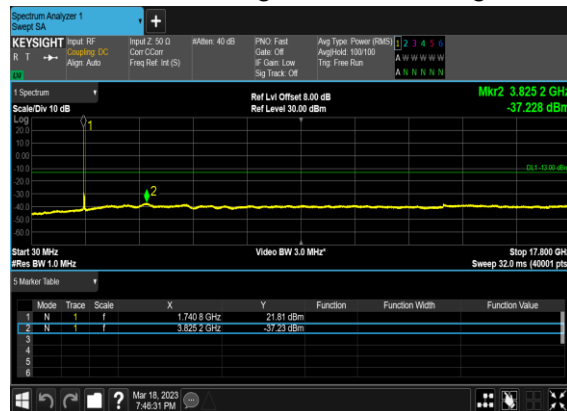
N66(40M)_DFT-s-OFDM_QPSK_Edge_1RB_Left_Mid_CH



N66(40M)_DFT-s-OFDM_BPSK_Edge_1RB_Left_High_CH



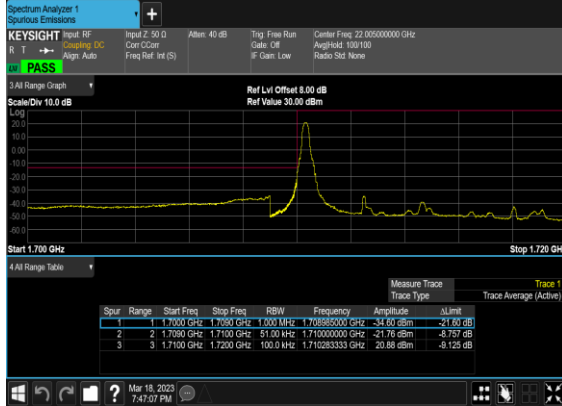
N66(40M)_DFT-s-OFDM_QPSK_Edge_1RB_Left_High_CH



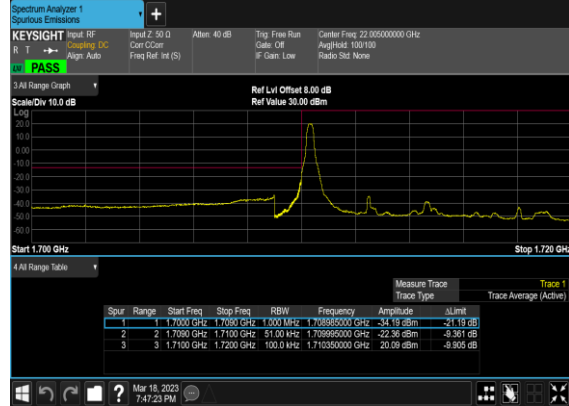
Conducted Band Edge

NR Band	SCS (kHz)	Bandwidth (MHz)	Arfcn	Freq (MHz)	Modulation	RB	Result	Verdict
66	15	5	342500	1712.5	DFT-s-OFDM BPSK	1@0	see graph	PASS
66	15	5	342500	1712.5	DFT-s-OFDM QPSK	1@0	see graph	PASS
66	15	5	342500	1712.5	DFT-s-OFDM BPSK	25@0	see graph	PASS
66	15	5	342500	1712.5	DFT-s-OFDM QPSK	25@0	see graph	PASS
66	15	5	355500	1777.5	DFT-s-OFDM BPSK	1@24	see graph	PASS
66	15	5	355500	1777.5	DFT-s-OFDM QPSK	1@24	see graph	PASS
66	15	5	355500	1777.5	DFT-s-OFDM BPSK	25@0	see graph	PASS
66	15	5	355500	1777.5	DFT-s-OFDM QPSK	25@0	see graph	PASS
66	15	20	344000	1720.0	DFT-s-OFDM BPSK	1@0	see graph	PASS
66	15	20	344000	1720.0	DFT-s-OFDM QPSK	1@0	see graph	PASS
66	15	20	344000	1720.0	DFT-s-OFDM BPSK	100@0	see graph	PASS
66	15	20	344000	1720.0	DFT-s-OFDM QPSK	100@0	see graph	PASS
66	15	20	354000	1770.0	DFT-s-OFDM BPSK	1@105	see graph	PASS
66	15	20	354000	1770.0	DFT-s-OFDM QPSK	1@105	see graph	PASS
66	15	20	354000	1770.0	DFT-s-OFDM BPSK	100@0	see graph	PASS
66	15	20	354000	1770.0	DFT-s-OFDM QPSK	100@0	see graph	PASS
66	15	40	346000	1730.0	DFT-s-OFDM BPSK	1@0	see graph	PASS
66	15	40	346000	1730.0	DFT-s-OFDM QPSK	1@0	see graph	PASS
66	15	40	346000	1730.0	DFT-s-OFDM BPSK	216@0	see graph	PASS
66	15	40	346000	1730.0	DFT-s-OFDM QPSK	216@0	see graph	PASS
66	15	40	352000	1760.0	DFT-s-OFDM BPSK	1@215	see graph	PASS
66	15	40	352000	1760.0	DFT-s-OFDM QPSK	1@215	see graph	PASS
66	15	40	352000	1760.0	DFT-s-OFDM BPSK	216@0	see graph	PASS
66	15	40	352000	1760.0	DFT-s-OFDM QPSK	216@0	see graph	PASS

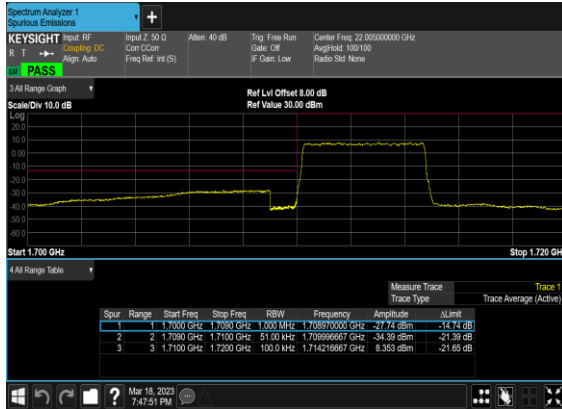
N66(5M)_DFT-s-
OFDM_BPSK_Edge_1RB_Left_Low_CH



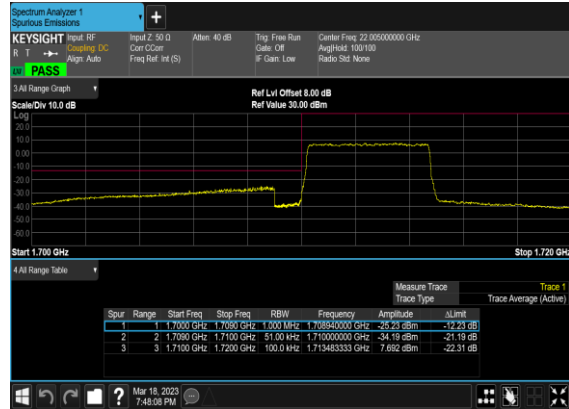
N66(5M)_DFT-s-
OFDM_QPSK_Edge_1RB_Left_Low_CH



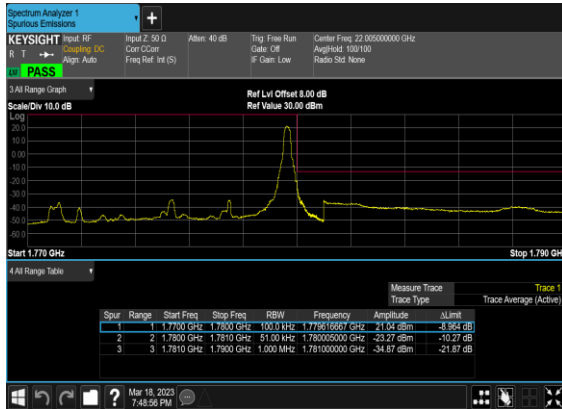
N66(5M)_DFT-s-
OFDM_BPSK_Outer_Full_Low_CH



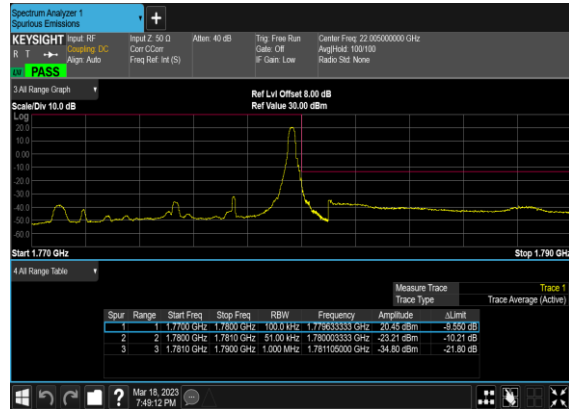
N66(5M)_DFT-s-
OFDM_QPSK_Outer_Full_Low_CH



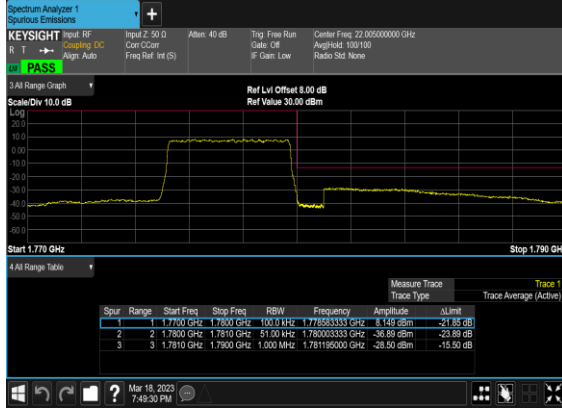
N66(5M)_DFT-s-
OFDM_BPSK_Edge_1RB_Right_High_CH



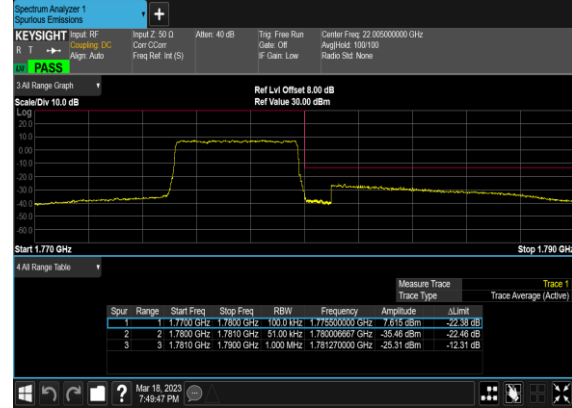
N66(5M)_DFT-s-
OFDM_QPSK_Edge_1RB_Right_High_CH



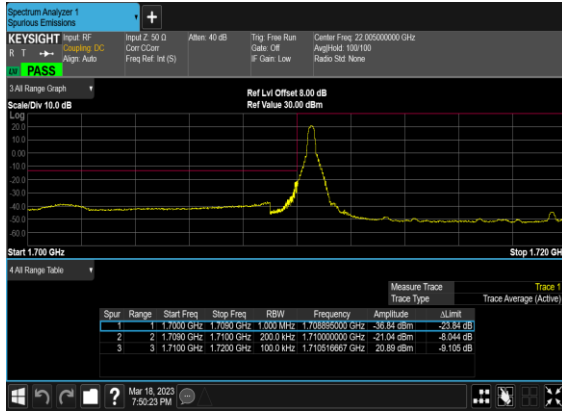
N66(5M)_DFT-s-
OFDM_BPSK_Outer_Full_High_CH



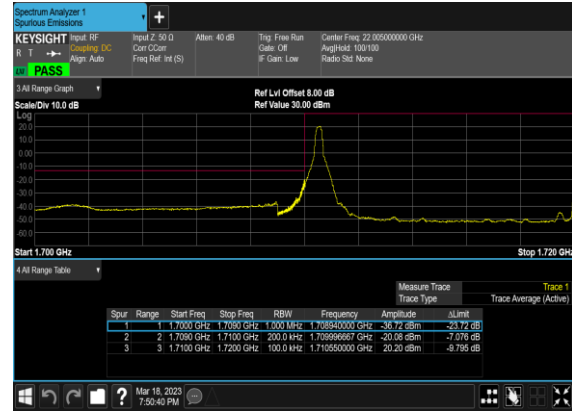
N66(5M)_DFT-s-
OFDM_QPSK_Outer_Full_High_CH



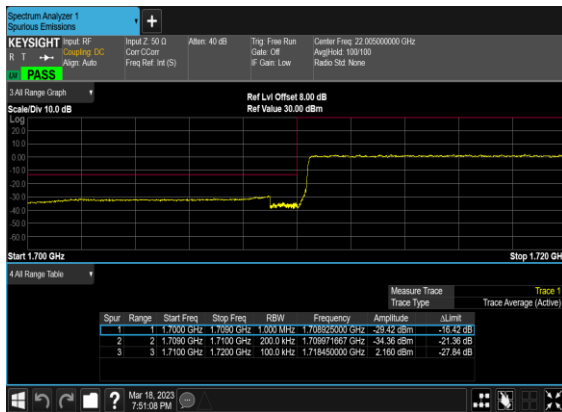
N66(20M)_DFT-s-
OFDM_BPSK_Edge_1RB_Left_Low_CH



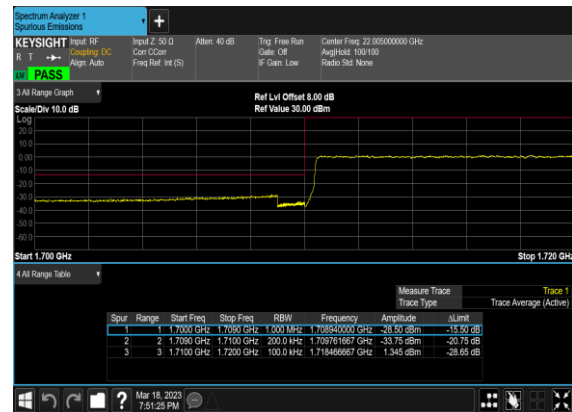
N66(20M)_DFT-s-
OFDM_QPSK_Edge_1RB_Left_Low_CH



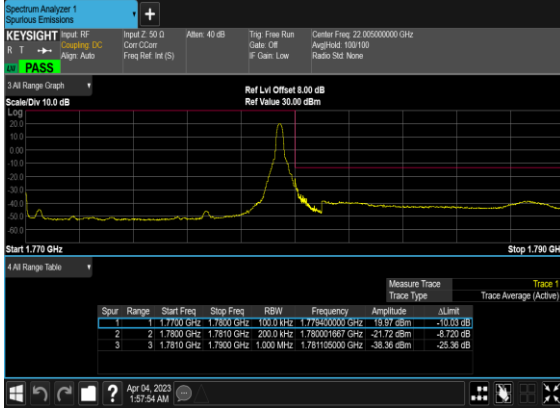
N66(20M)_DFT-s-
OFDM_BPSK_Outer_Full_Low_CH



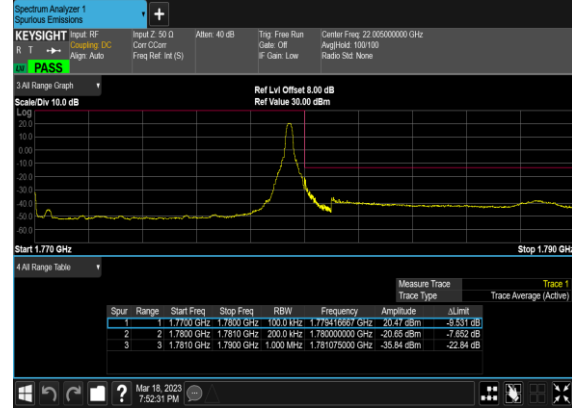
N66(20M)_DFT-s-
OFDM_QPSK_Outer_Full_Low_CH



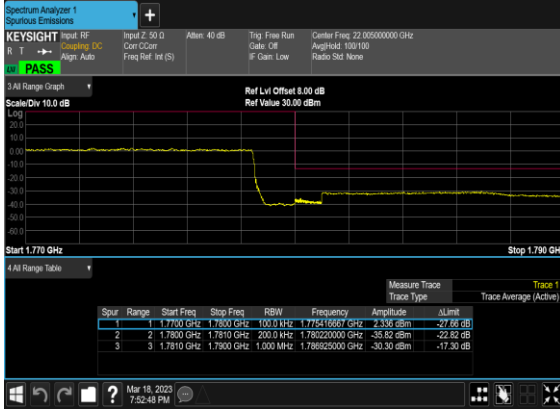
N66(20M)_DFT-s-OFDM_BPSK_Edge_1RB_Right_High_CH



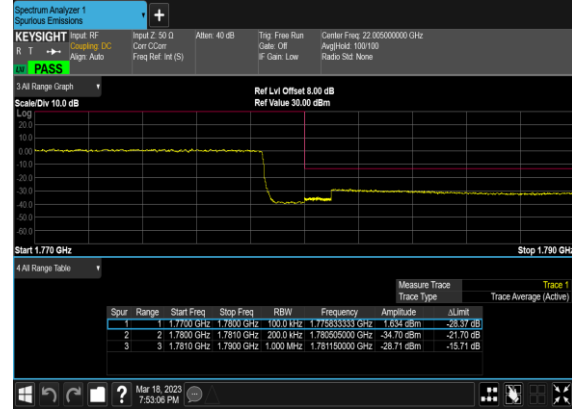
N66(20M)_DFT-s-OFDM_QPSK_Edge_1RB_Right_High_CH



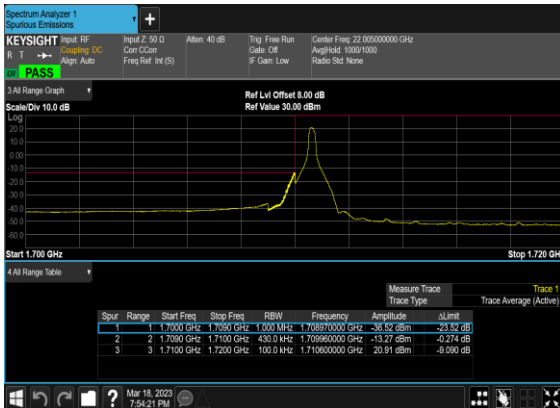
N66(20M)_DFT-s-OFDM_BPSK_Outer_Full_High_CH



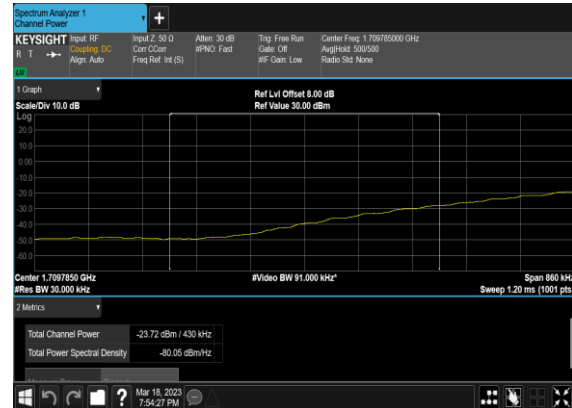
N66(20M)_DFT-s-OFDM_QPSK_Outer_Full_High_CH



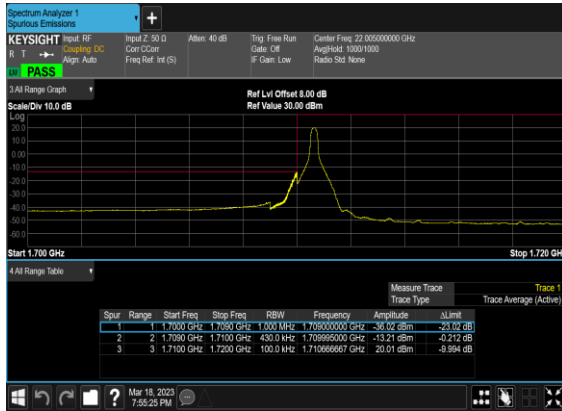
N66(40M)_DFT-s-OFDM_BPSK_Edge_1RB_Left_Low_CH



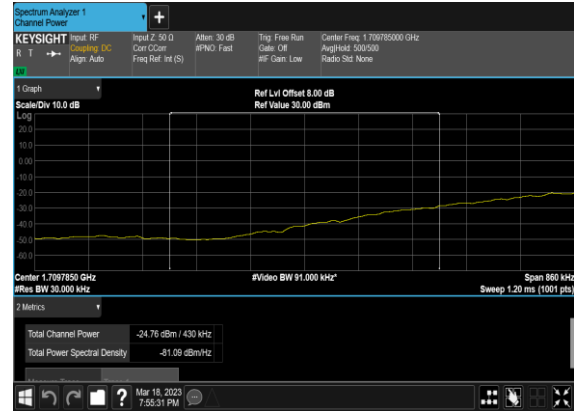
N66(40M)_DFT-s-OFDM_BPSK_Edge_1RB_Left_Low_CH_chp_PASS



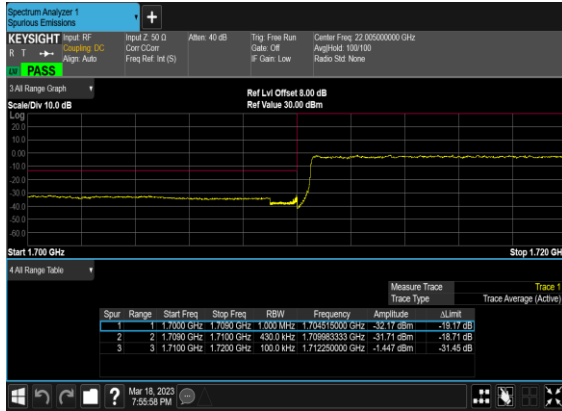
N66(40M)_DFT-s-
OFDM_QPSK_Edge_1RB_Left_Low_CH



N66(40M)_DFT-s-
OFDM_QPSK_Edge_1RB_Left_Low_CH_CHP_ PASS



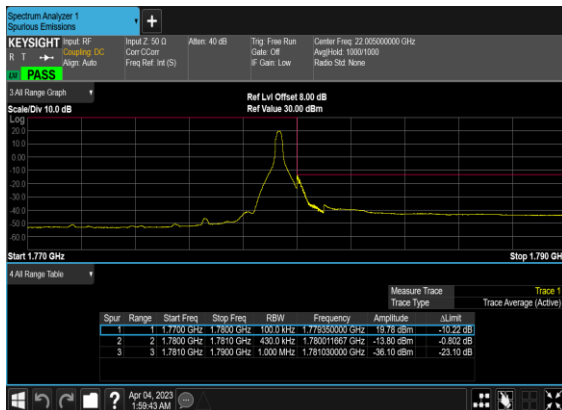
N66(40M)_DFT-s-
OFDM_BPSK_Outer_Full_Low_CH



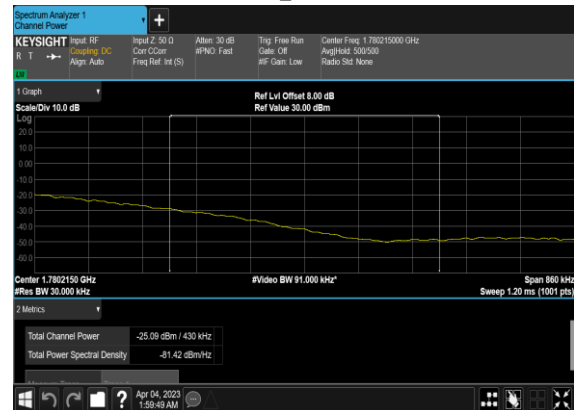
N66(40M)_DFT-s-
OFDM_QPSK_Outer_Full_Low_CH



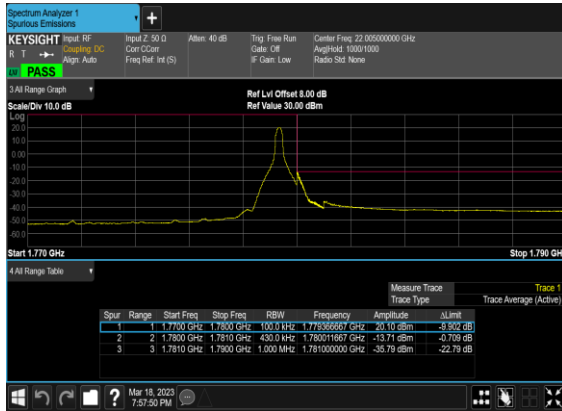
N66(40M)_DFT-s-
OFDM_BPSK_Edge_1RB_Right_High_CH



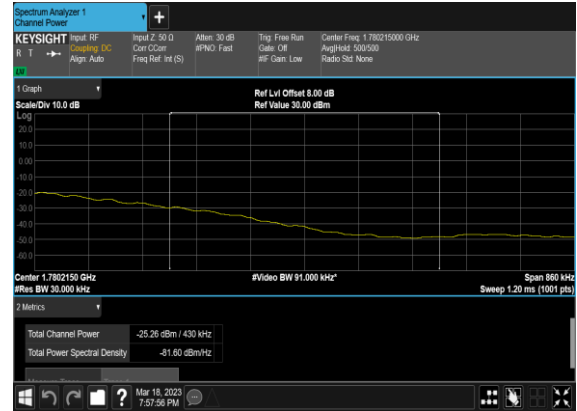
N66(40M)_DFT-s-
OFDM_BPSK_Edge_1RB_Right_High_CH_ CHP_PASS



N66(40M)_DFT-s-OFDM_QPSK_Edge_1RB_Right_High_CH



N66(40M)_DFT-s-OFDM_QPSK_Edge_1RB_Right_High_CH_CHP_PASS



N66(40M)_DFT-s-OFDM_BPSK_Outer_Full_High_CH



N66(40M)_DFT-s-OFDM_QPSK_Outer_Full_High_CH



FR1 N70(ANT0) – SCS 15k

Transmitter Conducted Output Power And EIRP, (G_T - L_C)=-6.4dB

NR Band	SCS	BandWidth	Arfcn	Freq (MHz)	Modulation	RB	Conducted Power (dBm)	EIRP (dBm)	EIRP (W)
70	15	5	339500	1697.5	DFT-s-OFDM QPSK	1@1	22.92	16.52	0.0449
70	15	5	339500	1697.5	DFT-s-OFDM 16 QAM	1@1	21.79	15.39	0.0346
70	15	5	340500	1702.5	DFT-s-OFDM QPSK	1@1	22.94	16.54	0.0451
70	15	5	340500	1702.5	DFT-s-OFDM 16 QAM	1@1	21.81	15.41	0.0348
70	15	5	341500	1707.5	DFT-s-OFDM QPSK	1@1	22.95	16.55	0.0452
70	15	5	341500	1707.5	DFT-s-OFDM 16 QAM	1@1	21.86	15.46	0.0352
70	15	10	340000	1700	DFT-s-OFDM QPSK	1@1	22.92	16.52	0.0449
70	15	10	340000	1700	DFT-s-OFDM 16 QAM	1@1	21.79	15.39	0.0346
70	15	10	340500	1702.5	DFT-s-OFDM QPSK	1@1	22.94	16.54	0.0451
70	15	10	340500	1702.5	DFT-s-OFDM 16 QAM	1@1	21.82	15.42	0.0348
70	15	10	341000	1705	DFT-s-OFDM QPSK	1@1	22.97	16.57	0.0454
70	15	10	341000	1705	DFT-s-OFDM 16 QAM	1@1	21.8	15.4	0.0347
70	15	15	340500	1702.5	DFT-s-OFDM PI/2 BPSK	36@18	23.08	16.68	0.0466
70	15	15	340500	1702.5	DFT-s-OFDM PI/2 BPSK	1@1	22.88	16.48	0.0445
70	15	15	340500	1702.5	DFT-s-OFDM PI/2 BPSK	1@77	23.1	16.7	0.0468
70	15	15	340500	1702.5	DFT-s-OFDM QPSK	36@18	23.07	16.67	0.0465
70	15	15	340500	1702.5	DFT-s-OFDM QPSK	1@1	22.91	16.51	0.0448
70	15	15	340500	1702.5	DFT-s-OFDM QPSK	1@77	23.01	16.61	0.0458
70	15	15	340500	1702.5	DFT-s-OFDM 16 QAM	36@18	22.1	15.7	0.0372
70	15	15	340500	1702.5	DFT-s-OFDM 16 QAM	1@1	21.78	15.38	0.0345
70	15	15	340500	1702.5	DFT-s-OFDM 16 QAM	1@77	21.84	15.44	0.0350
70	15	15	340500	1702.5	DFT-s-OFDM 64 QAM	36@18	20.52	14.12	0.0258
70	15	15	340500	1702.5	DFT-s-OFDM 64 QAM	1@1	20.58	14.18	0.0262
70	15	15	340500	1702.5	DFT-s-OFDM 64 QAM	1@77	20.67	14.27	0.0267
70	15	15	340500	1702.5	DFT-s-OFDM 256 QAM	36@18	18.64	12.24	0.0167
70	15	15	340500	1702.5	DFT-s-OFDM 256 QAM	1@1	18.47	12.07	0.0161
70	15	15	340500	1702.5	DFT-s-OFDM 256 QAM	1@77	18.54	12.14	0.0164
70	15	15	340500	1702.5	CP-OFDM QPSK	39@19	19.45	13.05	0.0202
70	15	15	340500	1702.5	CP-OFDM QPSK	1@1	21.54	15.14	0.0327
70	15	15	340500	1702.5	CP-OFDM QPSK	1@77	21.4	15	0.0316

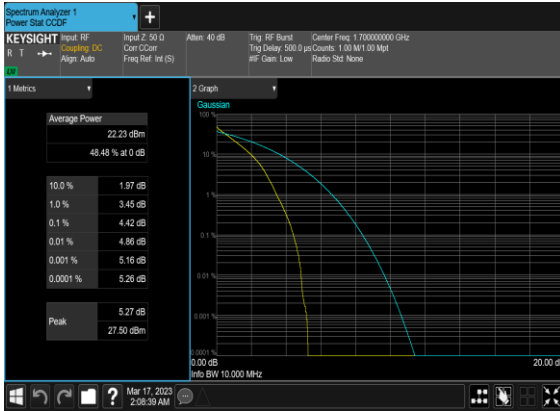
Frequency Stability

NR Band	SCS (kHz)	Bandwidth (MHz)	Arfcn	Freq (MHz)	Modulation	RB	Deviation (ppm)	Verdict	Environment
70	15	10	340500	1702.5	DFT-s-OFDM QPSK	50@0	0.0066	PASS	NV
70	15	10	340500	1702.5	DFT-s-OFDM QPSK	50@0	0.0057	PASS	LV
70	15	10	340500	1702.5	DFT-s-OFDM QPSK	50@0	0.0035	PASS	HV
70	15	10	340500	1702.5	DFT-s-OFDM QPSK	50@0	0.0047	PASS	-30°C
70	15	10	340500	1702.5	DFT-s-OFDM QPSK	50@0	0.0023	PASS	-20°C
70	15	10	340500	1702.5	DFT-s-OFDM QPSK	50@0	0.0037	PASS	-10°C
70	15	10	340500	1702.5	DFT-s-OFDM QPSK	50@0	0.0032	PASS	0°C
70	15	10	340500	1702.5	DFT-s-OFDM QPSK	50@0	0.0044	PASS	10°C
70	15	10	340500	1702.5	DFT-s-OFDM QPSK	50@0	0.0066	PASS	20°C
70	15	10	340500	1702.5	DFT-s-OFDM QPSK	50@0	0.0070	PASS	30°C
70	15	10	340500	1702.5	DFT-s-OFDM QPSK	50@0	0.0030	PASS	40°C
70	15	10	340500	1702.5	DFT-s-OFDM QPSK	50@0	0.0050	PASS	50°C

Peak to Average Ratio

NR Band	SCS (kHz)	Bandwidth (MHz)	Arfcn	Freq (MHz)	Modulation	RB	Result (dB)	Limit (dB)	Verdict
70	15	10	340000	1700.0	DFT-s-OFDM PI/2 BPSK	50@0	4.42	13	PASS
70	15	10	340000	1700.0	DFT-s-OFDM PI/2 BPSK	1@0	3.52	13	PASS
70	15	10	340000	1700.0	DFT-s-OFDM QPSK	50@0	5.61	13	PASS
70	15	10	340000	1700.0	DFT-s-OFDM QPSK	1@0	4.52	13	PASS
70	15	10	340500	1702.5	DFT-s-OFDM PI/2 BPSK	50@0	4.47	13	PASS
70	15	10	340500	1702.5	DFT-s-OFDM PI/2 BPSK	1@0	3.7	13	PASS
70	15	10	340500	1702.5	DFT-s-OFDM QPSK	50@0	5.66	13	PASS
70	15	10	340500	1702.5	DFT-s-OFDM QPSK	1@0	4.59	13	PASS
70	15	10	341000	1705.0	DFT-s-OFDM PI/2 BPSK	50@0	4.52	13	PASS
70	15	10	341000	1705.0	DFT-s-OFDM PI/2 BPSK	1@0	3.83	13	PASS
70	15	10	341000	1705.0	DFT-s-OFDM QPSK	50@0	5.69	13	PASS
70	15	10	341000	1705.0	DFT-s-OFDM QPSK	1@0	4.89	13	PASS

N70(10M)_DFT-s-OFDM_PI_2-BPSK_Outer_Full_Low_CH



N70(10M)_DFT-s-OFDM_PI_2-BPSK_Edge_1RB_Left_Low_CH



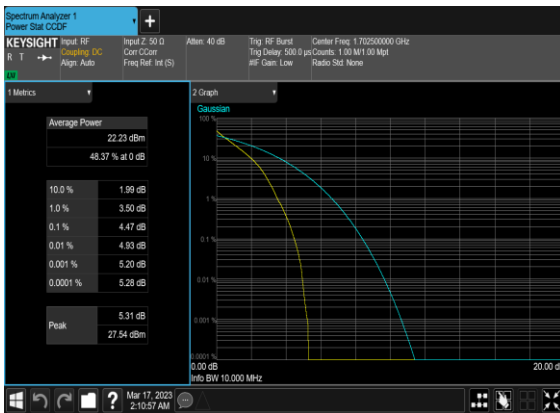
N70(10M)_DFT-s-OFDM_QPSK_Outer_Full_Low_CH



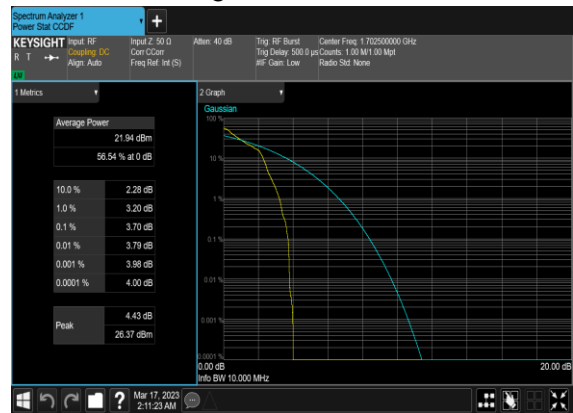
N70(10M)_DFT-s-OFDM_QPSK_Edge_1RB_Left_Low_CH



N70(10M)_DFT-s-OFDM_PI_2-BPSK_Outer_Full_Mid_CH



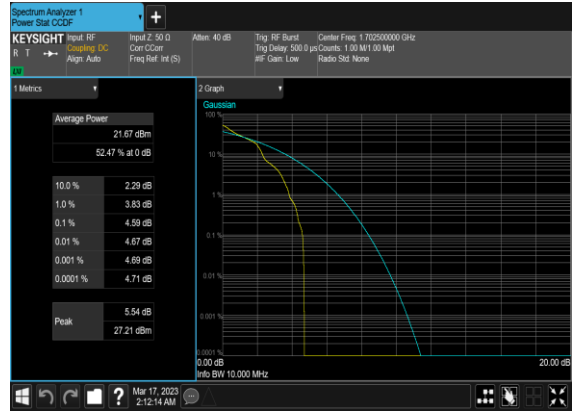
N70(10M)_DFT-s-OFDM_PI_2-BPSK_Edge_1RB_Left_Mid_CH



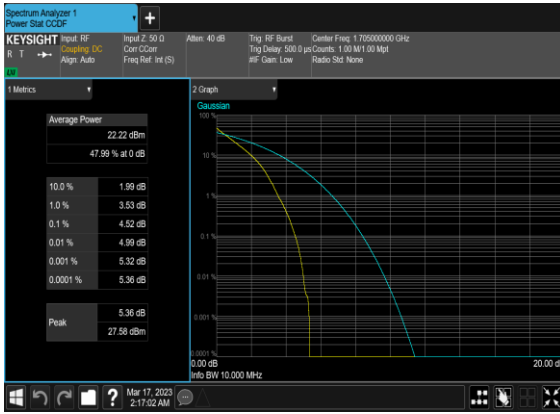
N70(10M)_DFT-s-OFDM_QPSK_Outer_Full_Mid_CH



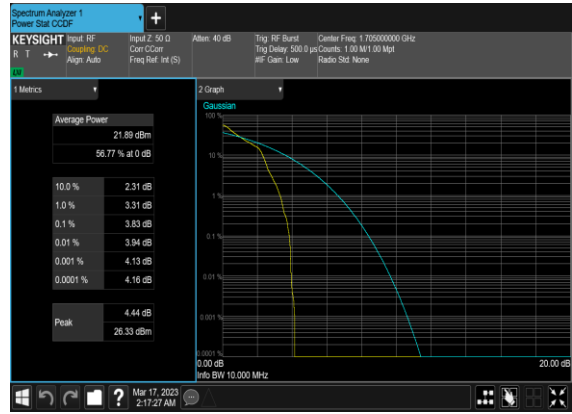
N70(10M)_DFT-s-OFDM_QPSK_Edge_1RB_Left_Mid_CH



N70(10M)_DFT-s-OFDM_PI_2-BPSK_Outer_Full_High_CH



N70(10M)_DFT-s-OFDM_PI_2-BPSK_Edge_1RB_Left_High_CH



N70(10M)_DFT-s-OFDM_QPSK_Outer_Full_High_CH



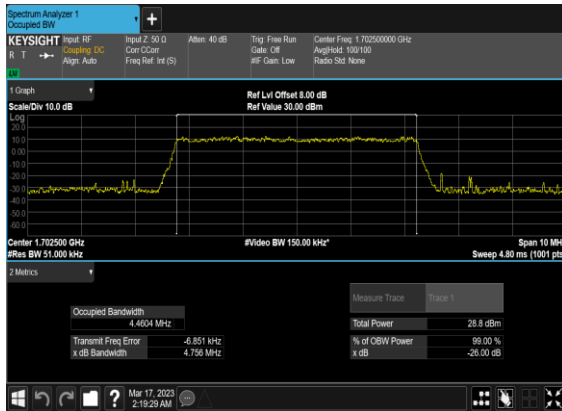
N70(10M)_DFT-s-OFDM_QPSK_Edge_1RB_Left_High_CH



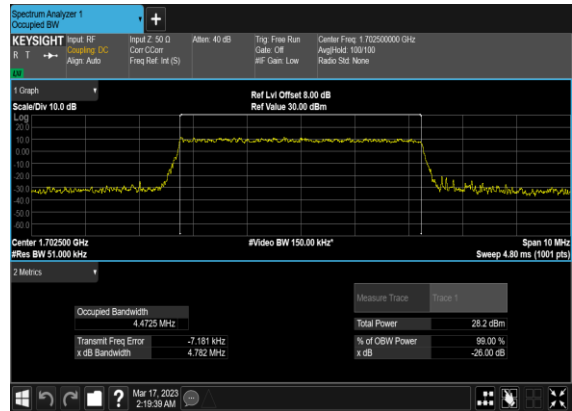
Occupied Bandwidth

NR Band	SCS (kHz)	Bandwidth (MHz)	Arfcn	Freq (MHz)	Modulation	RB	OBW (MHz)	26dB BW (MHz)
70	15	5	340500	1702.5	DFT-s-OFDM PI/2 BPSK	25@0	4.4604	4.756
70	15	5	340500	1702.5	DFT-s-OFDM QPSK	25@0	4.4725	4.782
70	15	5	340500	1702.5	CP-OFDM QPSK	25@0	4.4593	4.967
70	15	5	340500	1702.5	CP-OFDM 16 QAM	25@0	4.4671	4.8
70	15	5	340500	1702.5	CP-OFDM 64 QAM	25@0	4.4762	4.763
70	15	5	340500	1702.5	CP-OFDM 256 QAM	25@0	4.443	4.776
70	15	10	340500	1702.5	DFT-s-OFDM PI/2 BPSK	50@0	8.8962	9.363
70	15	10	340500	1702.5	DFT-s-OFDM QPSK	50@0	8.8904	9.284
70	15	10	340500	1702.5	CP-OFDM QPSK	52@0	9.2992	9.696
70	15	10	340500	1702.5	CP-OFDM 16 QAM	52@0	9.2644	9.713
70	15	10	340500	1702.5	CP-OFDM 64 QAM	52@0	9.2742	9.756
70	15	10	340500	1702.5	CP-OFDM 256 QAM	52@0	9.3248	9.711
70	15	15	340500	1702.5	DFT-s-OFDM PI/2 BPSK	75@0	13.366	14.09
70	15	15	340500	1702.5	DFT-s-OFDM QPSK	75@0	13.364	14.03
70	15	15	340500	1702.5	CP-OFDM QPSK	79@0	14.093	14.68
70	15	15	340500	1702.5	CP-OFDM 16 QAM	79@0	14.059	14.64
70	15	15	340500	1702.5	CP-OFDM 64 QAM	79@0	14.078	14.71
70	15	15	340500	1702.5	CP-OFDM 256 QAM	79@0	14.101	14.66

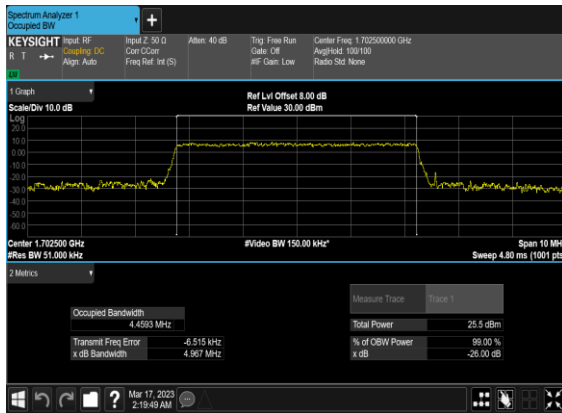
N70(5M)_DFT-s-OFDM_PI_2- BPSK_Outer_Full_Mid_CH



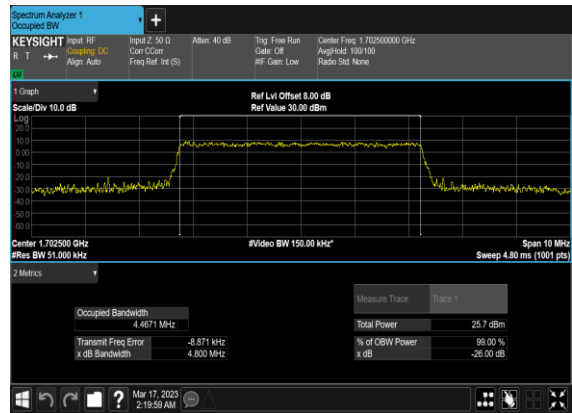
N70(5M)_DFT-s- OFDM_QPSK_Outer_Full_Mid_CH



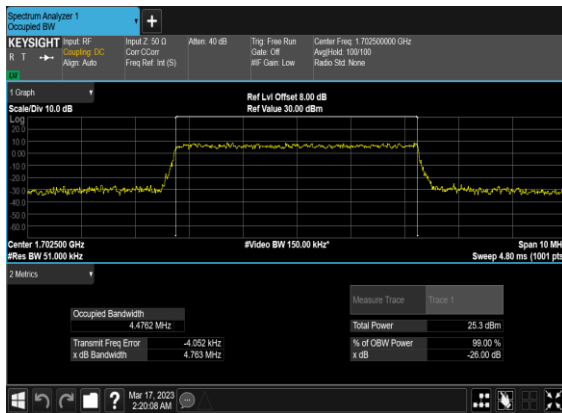
N70(5M)_CP- OFDM_QPSK_Outer_Full_Mid_CH



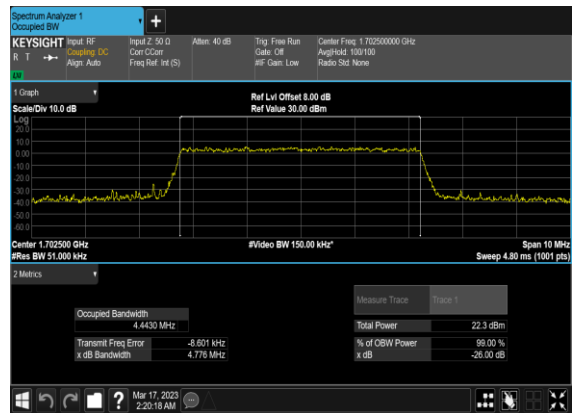
N70(5M)_CP-OFDM_16 QAM_Outer_Full_Mid_CH



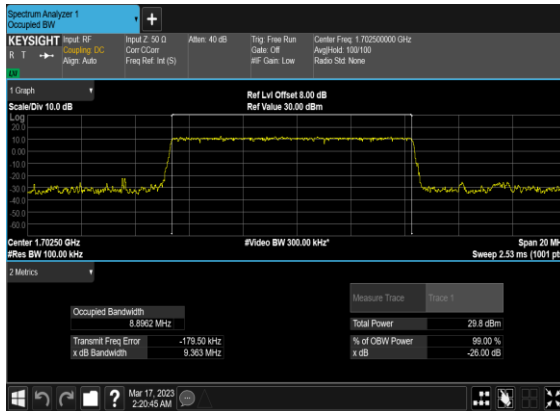
N70(5M)_CP-OFDM_64 QAM_Outer_Full_Mid_CH



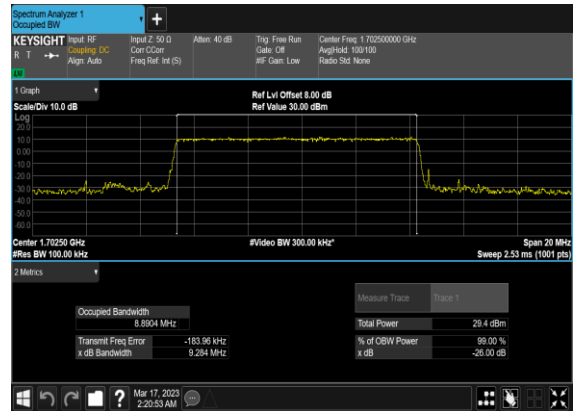
N70(5M)_CP-OFDM_256 QAM_Outer_Full_Mid_CH



N70(10M)_DFT-s-OFDM_PI_2- BPSK_Outer_Full_Mid_CH



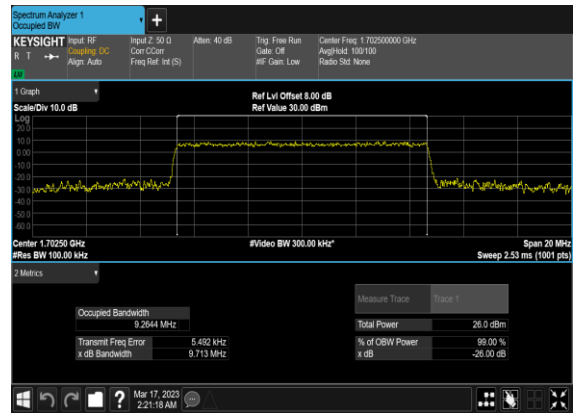
N70(10M)_DFT-s- OFDM_QPSK_Outer_Full_Mid_CH



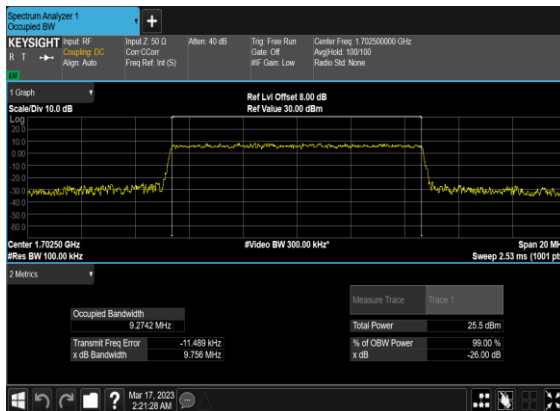
N70(10M)_CP- OFDM_QPSK_Outer_Full_Mid_CH



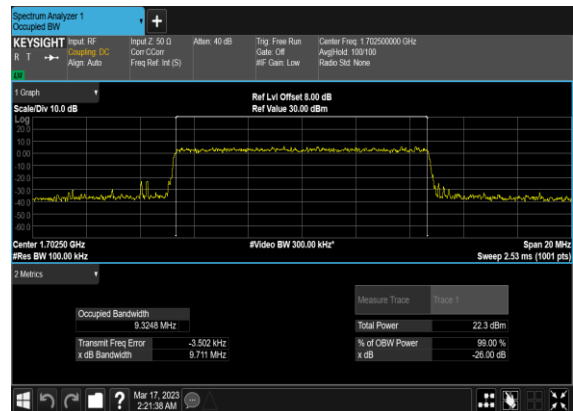
N70(10M)_CP-OFDM_16 QAM_Outer_Full_Mid_CH



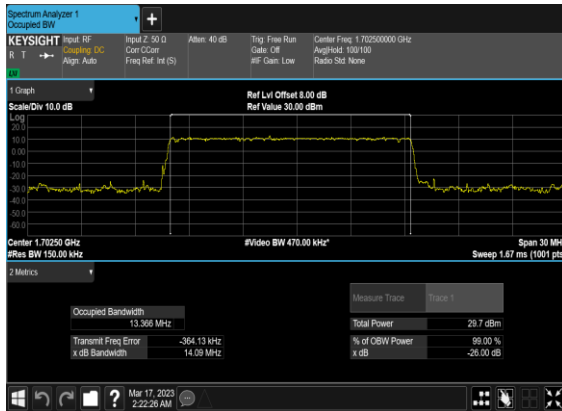
N70(10M)_CP-OFDM_64 QAM_Outer_Full_Mid_CH



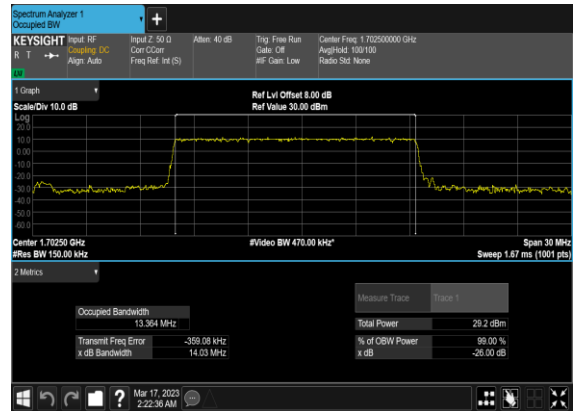
N70(10M)_CP-OFDM_256 QAM_Outer_Full_Mid_CH



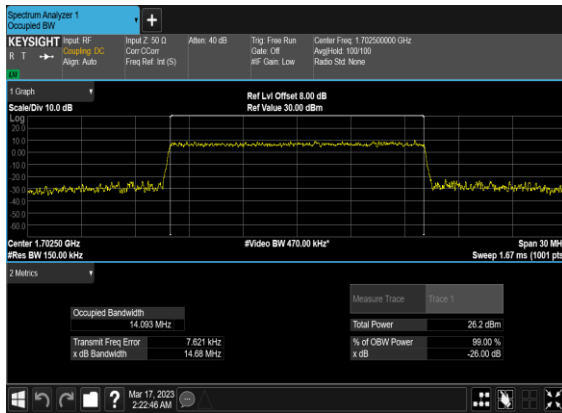
N70(15M)_DFT-s-OFDM_PI_2-BPSK_Outer_Full_Mid_CH



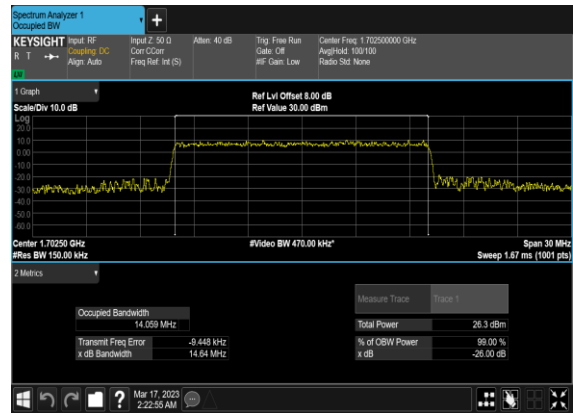
N70(15M)_DFT-s-OFDM_QPSK_Outer_Full_Mid_CH



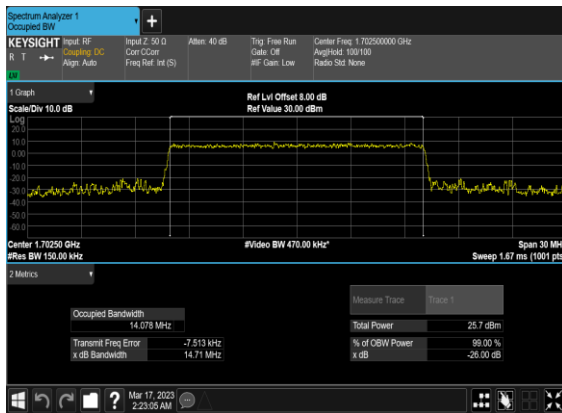
N70(15M)_CP-OFDM_QPSK_Outer_Full_Mid_CH



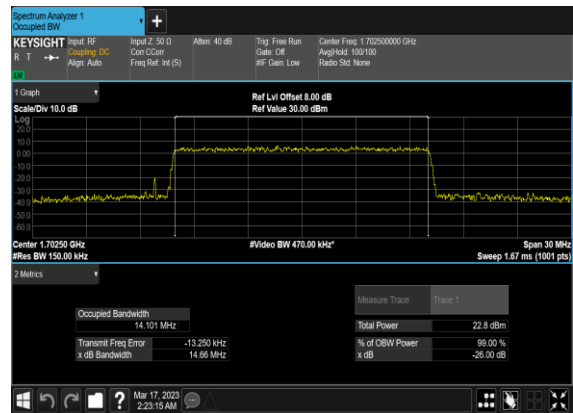
N70(15M)_CP-OFDM_16QAM_Outer_Full_Mid_CH



N70(15M)_CP-OFDM_64QAM_Outer_Full_Mid_CH



N70(15M)_CP-OFDM_256QAM_Outer_Full_Mid_CH



Conducted Spurious Emissions

NR Band	SCS (kHz)	Bandwidth (MHz)	Arfcn	Freq (MHz)	Modulation	RB	Result	Verdict
70	15	5	339500	1697.5	DFT-s-OFDM BPSK	1@0	see graph	---
70	15	5	339500	1697.5	DFT-s-OFDM BPSK	1@0	see graph	PASS
70	15	5	339500	1697.5	DFT-s-OFDM QPSK	1@0	see graph	---
70	15	5	339500	1697.5	DFT-s-OFDM QPSK	1@0	see graph	PASS
70	15	5	340500	1702.5	DFT-s-OFDM BPSK	1@0	see graph	---
70	15	5	340500	1702.5	DFT-s-OFDM BPSK	1@0	see graph	PASS
70	15	5	340500	1702.5	DFT-s-OFDM QPSK	1@0	see graph	---
70	15	5	340500	1702.5	DFT-s-OFDM QPSK	1@0	see graph	PASS
70	15	5	341500	1707.5	DFT-s-OFDM BPSK	1@0	see graph	---
70	15	5	341500	1707.5	DFT-s-OFDM BPSK	1@0	see graph	PASS
70	15	5	341500	1707.5	DFT-s-OFDM QPSK	1@0	see graph	---
70	15	5	341500	1707.5	DFT-s-OFDM QPSK	1@0	see graph	PASS
70	15	10	340000	1700.0	DFT-s-OFDM BPSK	1@0	see graph	---
70	15	10	340000	1700.0	DFT-s-OFDM BPSK	1@0	see graph	PASS
70	15	10	340000	1700.0	DFT-s-OFDM QPSK	1@0	see graph	---
70	15	10	340000	1700.0	DFT-s-OFDM QPSK	1@0	see graph	PASS
70	15	10	340500	1702.5	DFT-s-OFDM BPSK	1@0	see graph	---
70	15	10	340500	1702.5	DFT-s-OFDM BPSK	1@0	see graph	PASS
70	15	10	340500	1702.5	DFT-s-OFDM QPSK	1@0	see graph	---
70	15	10	340500	1702.5	DFT-s-OFDM QPSK	1@0	see graph	PASS
70	15	10	341000	1705.0	DFT-s-OFDM BPSK	1@0	see graph	---
70	15	10	341000	1705.0	DFT-s-OFDM BPSK	1@0	see graph	PASS

70	15	10	341000	1705.0	DFT-s-OFDM QPSK	1@0	see graph	---
70	15	10	341000	1705.0	DFT-s-OFDM QPSK	1@0	see graph	PASS
70	15	15	340500	1702.5	DFT-s-OFDM BPSK	1@0	see graph	---
70	15	15	340500	1702.5	DFT-s-OFDM BPSK	1@0	see graph	PASS
70	15	15	340500	1702.5	DFT-s-OFDM QPSK	1@0	see graph	---
70	15	15	340500	1702.5	DFT-s-OFDM QPSK	1@0	see graph	PASS

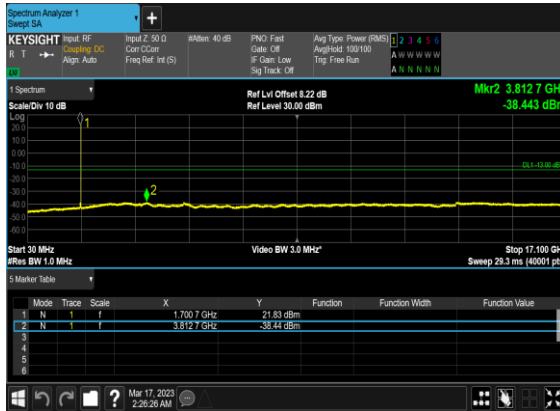
N70(5M)_DFT-s-OFDM_BPSK_Edge_1RB_Left_Low_CH



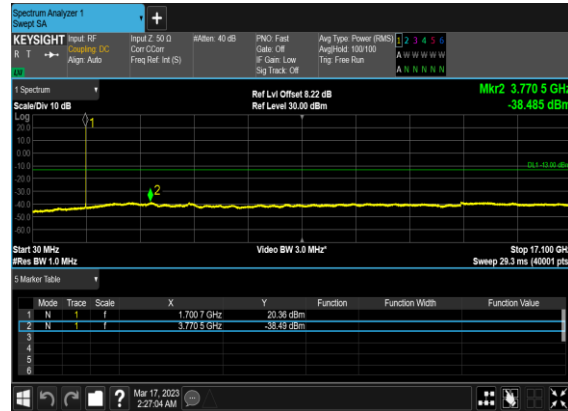
N70(5M)_DFT-s-OFDM_QPSK_Edge_1RB_Left_Low_CH



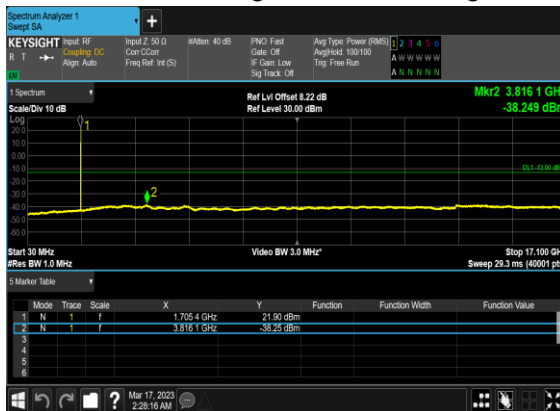
N70(5M)_DFT-s-OFDM_BPSK_Edge_1RB_Left_Mid_CH



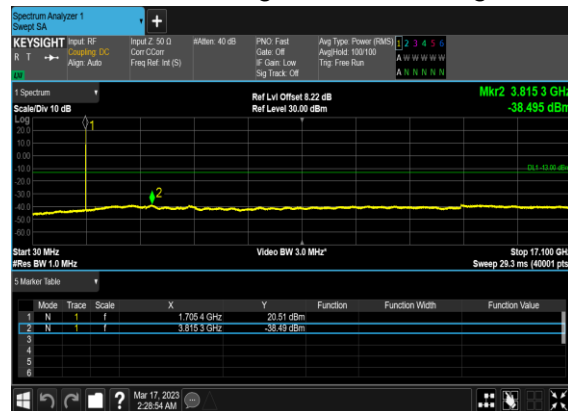
N70(5M)_DFT-s-OFDM_QPSK_Edge_1RB_Left_Mid_CH



N70(5M)_DFT-s-OFDM_BPSK_Edge_1RB_Left_High_CH



N70(5M)_DFT-s-OFDM_QPSK_Edge_1RB_Left_High_CH



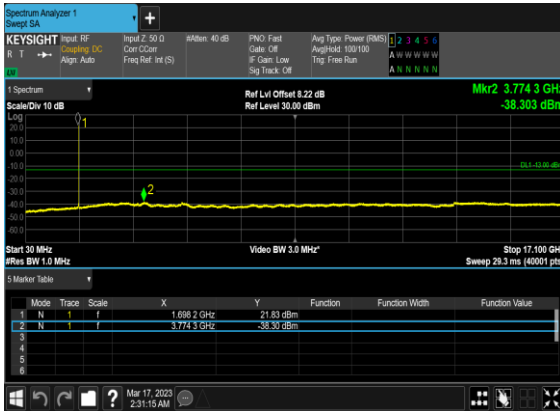
N70(10M)_DFT-s-OFDM_BPSK_Edge_1RB_Left_Low_CH



N70(10M)_DFT-s-OFDM_QPSK_Edge_1RB_Left_Low_CH



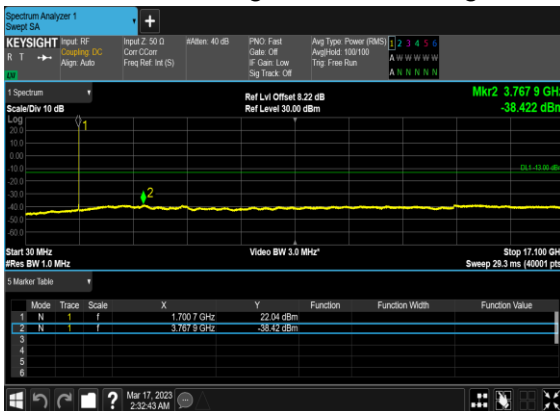
N70(10M)_DFT-s-OFDM_BPSK_Edge_1RB_Left_Mid_CH



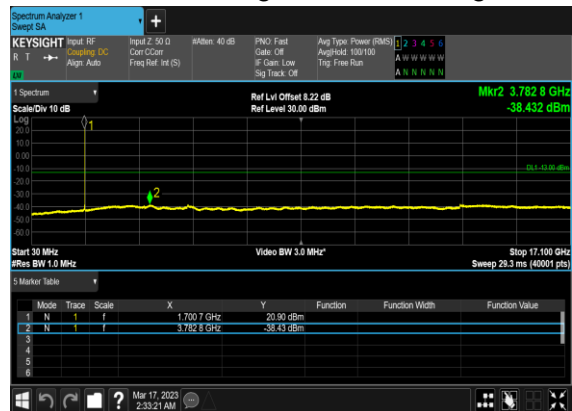
N70(10M)_DFT-s-OFDM_QPSK_Edge_1RB_Left_Mid_CH



N70(10M)_DFT-s-OFDM_BPSK_Edge_1RB_Left_High_CH



N70(10M)_DFT-s-OFDM_QPSK_Edge_1RB_Left_High_CH



N70(15M)_DFT-s-OFDM_BPSK_Edge_1RB_Left_Mid_CH



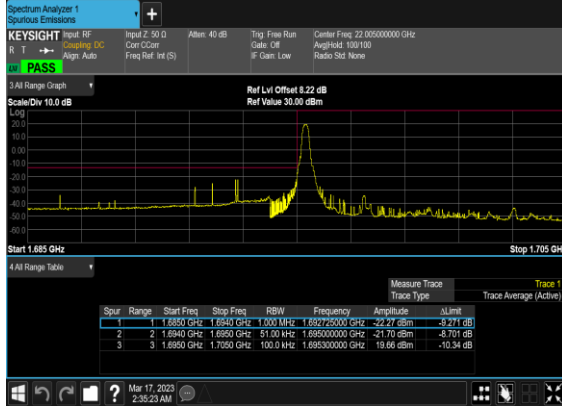
N70(15M)_DFT-s-OFDM_QPSK_Edge_1RB_Left_Mid_CH



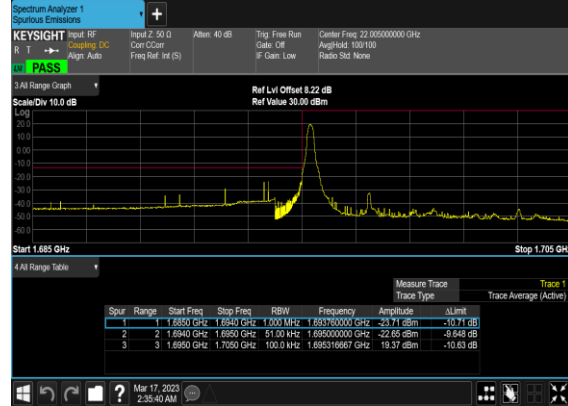
Conducted Band Edge

NR Band	SCS (kHz)	Bandwidth (MHz)	Arfcn	Freq (MHz)	Modulation	RB	Result	Verdict
70	15	5	339500	1697.5	DFT-s-OFDM BPSK	1@0	see graph	PASS
70	15	5	339500	1697.5	DFT-s-OFDM QPSK	1@0	see graph	PASS
70	15	5	339500	1697.5	DFT-s-OFDM BPSK	25@0	see graph	PASS
70	15	5	339500	1697.5	DFT-s-OFDM QPSK	25@0	see graph	PASS
70	15	5	341500	1707.5	DFT-s-OFDM BPSK	1@24	see graph	PASS
70	15	5	341500	1707.5	DFT-s-OFDM QPSK	1@24	see graph	PASS
70	15	5	341500	1707.5	DFT-s-OFDM BPSK	25@0	see graph	PASS
70	15	5	341500	1707.5	DFT-s-OFDM QPSK	25@0	see graph	PASS
70	15	10	340000	1700.0	DFT-s-OFDM BPSK	1@0	see graph	PASS
70	15	10	340000	1700.0	DFT-s-OFDM QPSK	1@0	see graph	PASS
70	15	10	340000	1700.0	DFT-s-OFDM BPSK	50@0	see graph	PASS
70	15	10	340000	1700.0	DFT-s-OFDM QPSK	50@0	see graph	PASS
70	15	10	341000	1705.0	DFT-s-OFDM BPSK	1@51	see graph	PASS
70	15	10	341000	1705.0	DFT-s-OFDM QPSK	1@51	see graph	PASS
70	15	10	341000	1705.0	DFT-s-OFDM BPSK	50@0	see graph	PASS
70	15	10	341000	1705.0	DFT-s-OFDM QPSK	50@0	see graph	PASS
70	15	15	340500	1702.5	DFT-s-OFDM BPSK	1@0	see graph	PASS
70	15	15	340500	1702.5	DFT-s-OFDM QPSK	1@0	see graph	PASS
70	15	15	340500	1702.5	DFT-s-OFDM BPSK	1@78	see graph	PASS
70	15	15	340500	1702.5	DFT-s-OFDM QPSK	1@78	see graph	PASS
70	15	15	340500	1702.5	DFT-s-OFDM BPSK	75@0	see graph	PASS
70	15	15	340500	1702.5	DFT-s-OFDM QPSK	75@0	see graph	PASS

N70(5M)_DFT-s-OFDM_BPSK_Edge_1RB_Left_Low_CH



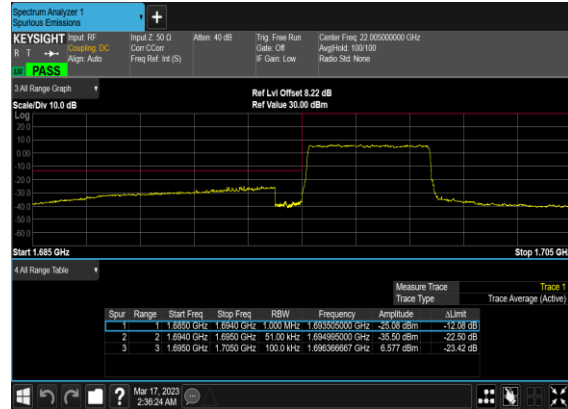
N70(5M)_DFT-s-OFDM_QPSK_Edge_1RB_Left_Low_CH



N70(5M)_DFT-s-OFDM_BPSK_Outer_Full_Low_CH



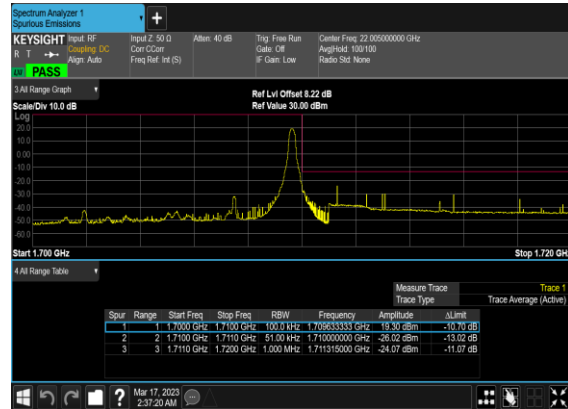
N70(5M)_DFT-s-OFDM_QPSK_Outer_Full_Low_CH



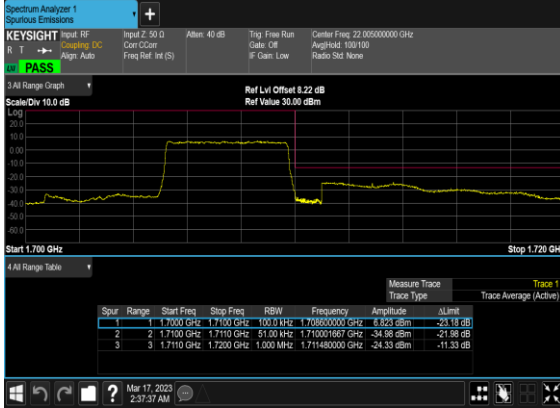
N70(5M)_DFT-s-OFDM_BPSK_Edge_1RB_Right_High_CH



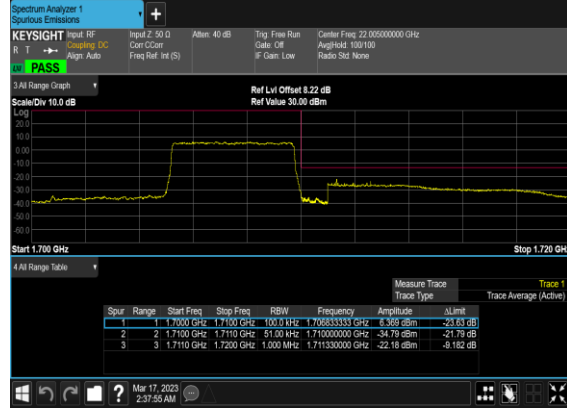
N70(5M)_DFT-s-OFDM_QPSK_Edge_1RB_Right_High_CH



N70(5M)_DFT-s-OFDM_BPSK_Outer_Full_High_CH



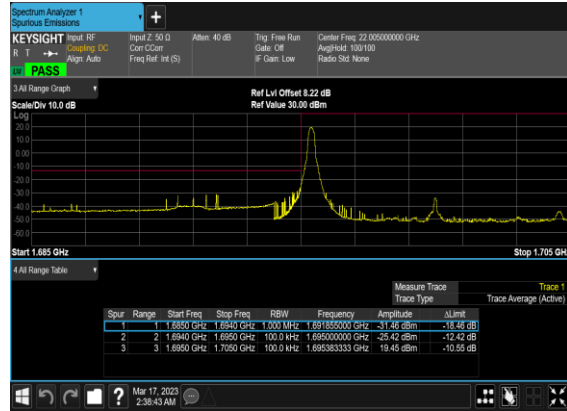
N70(5M)_DFT-s-OFDM_QPSK_Outer_Full_High_CH



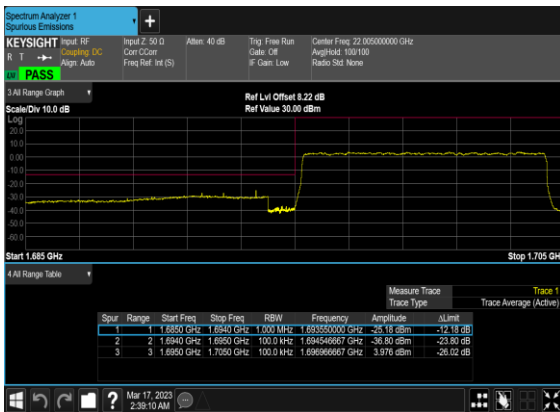
N70(10M)_DFT-s-OFDM_BPSK_Edge_1RB_Left_Low_CH



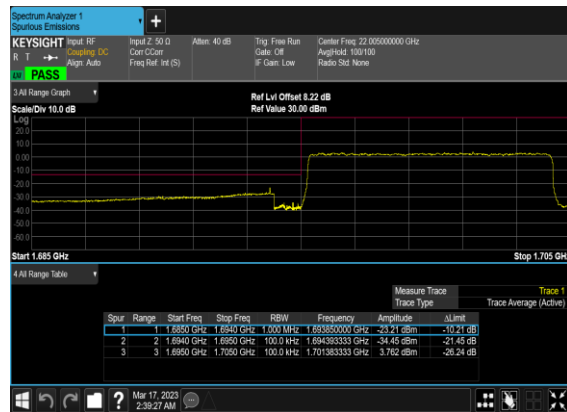
N70(10M)_DFT-s-OFDM_QPSK_Edge_1RB_Left_Low_CH



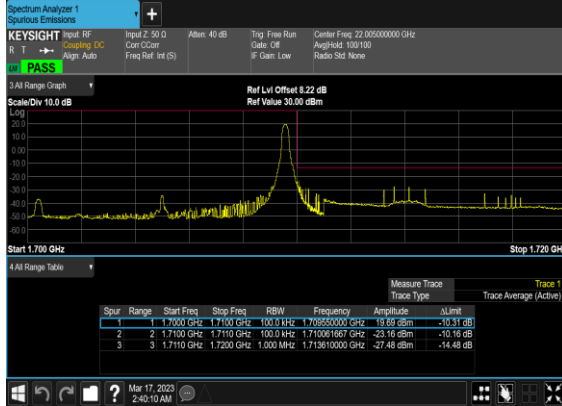
N70(10M)_DFT-s-OFDM_BPSK_Outer_Full_Low_CH



N70(10M)_DFT-s-OFDM_QPSK_Outer_Full_Low_CH



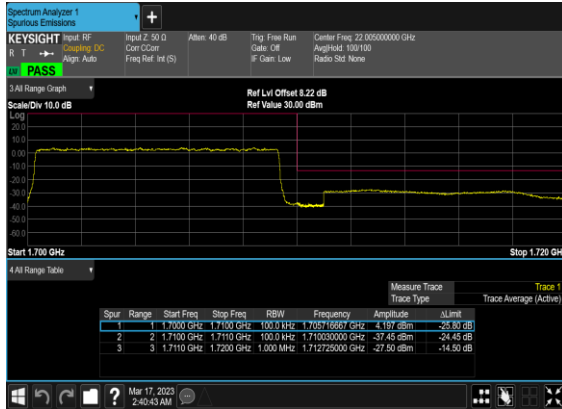
N70(10M)_DFT-s-OFDM_BPSK_Edge_1RB_Right_High_CH



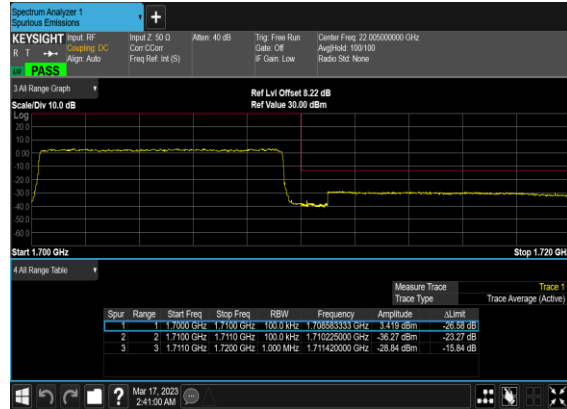
N70(10M)_DFT-s-OFDM_QPSK_Edge_1RB_Right_High_CH



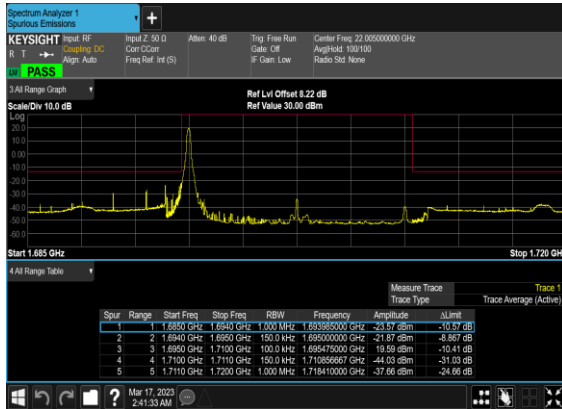
N70(10M)_DFT-s-OFDM_BPSK_Outer_Full_High_CH



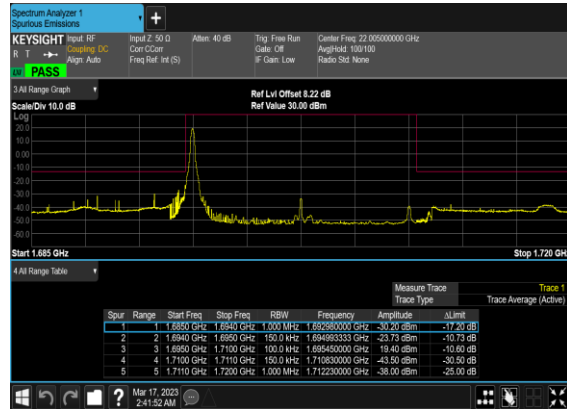
N70(10M)_DFT-s-OFDM_QPSK_Outer_Full_High_CH



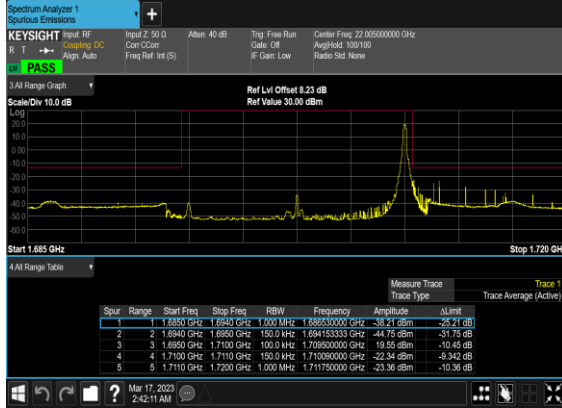
N70(15M)_DFT-s-OFDM_BPSK_Edge_1RB_Left_Mid_CH



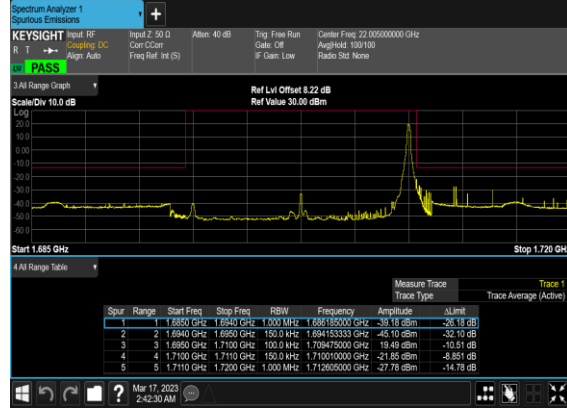
N70(15M)_DFT-s-OFDM_QPSK_Edge_1RB_Left_Mid_CH



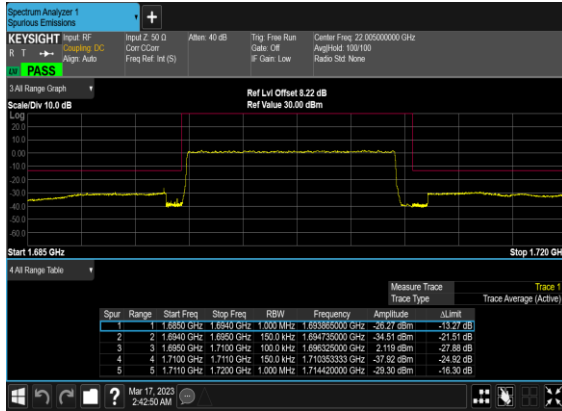
N70(15M)_DFT-s- OFDM_BPSK_Edge_1RB_Right_Mid_CH



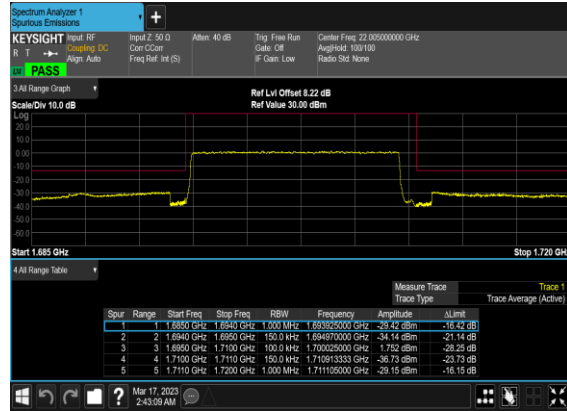
N70(15M)_DFT-s- OFDM_QPSK_Edge_1RB_Right_Mid_CH



N70(15M)_DFT-s- OFDM_BPSK_Outer_Full_Mid_CH



N70(15M)_DFT-s- OFDM_QPSK_Outer_Full_Mid_CH





Appendix B. Test Results of Radiated Test

Radiated Spurious Emission

Test Engineer :	Carl Ni	Temperature :	23~25°C
		Relative Humidity :	41~42%

RSE Pre-scanned harmonic for the different antenna combinations, we choose the worst antenna mode to perform final test.

SA n7 / NR 50MHz / QPSK / ANT1(NR)								
Channel	Frequency (MHz)	EIRP (dBm)	Limit (dBm)	Over Limit (dB)	S.G. Power (dBm)	TX Cable loss (dB)	TX Antenna Gain (dBi)	Polarization (H/V)
Low	5005	-63.19	-25	-38.19	-73.40	3.03	13.24	H
	7507	-62.61	-25	-37.61	-72.06	3.56	13.01	H
	10010	-62.20	-25	-37.20	-71.72	3.92	13.44	H
	5005	-63.24	-25	-38.24	-73.45	3.03	13.24	V
	7507	-62.11	-25	-37.11	-71.56	3.56	13.01	V
	10010	-62.51	-25	-37.51	-72.03	3.92	13.44	V
Middle	5025	-63.35	-25	-38.35	-73.56	3.03	13.24	H
	7537	-62.79	-25	-37.79	-72.24	3.56	13.01	H
	10050	-61.64	-25	-36.64	-71.16	3.92	13.44	H
	5025	-63.29	-25	-38.29	-73.50	3.03	13.24	V
	7537	-62.36	-25	-37.36	-71.81	3.56	13.01	V
	10050	-61.99	-25	-36.99	-71.51	3.92	13.44	V
High	5045	-63.39	-25	-38.39	-73.60	3.03	13.24	H
	7567	-62.26	-25	-37.26	-71.71	3.56	13.01	H
	10090	-61.59	-25	-36.59	-71.11	3.92	13.44	H
	5045	-63.49	-25	-38.49	-73.70	3.03	13.24	V
	7567	-62.42	-25	-37.42	-71.87	3.56	13.01	V
	10090	-61.80	-25	-36.80	-71.32	3.92	13.44	V

Remark: Spurious emissions within 30-1000MHz were found more than 20dB below limit line.



EN-DC_2A_n7A / LTE 20MHz + NR 50MHz / QPSK / ANT1(LTE) & ANT0(NR)								
Channel	Frequency (MHz)	EIRP (dBm)	Limit (dBm)	Over Limit (dB)	S.G. Power (dBm)	TX Cable loss (dB)	TX Antenna Gain (dBi)	Polarization (H/V)
Low	5005	-62.32	-25	-37.32	-72.53	3.03	13.24	H
	7507	-61.59	-25	-36.59	-71.04	3.56	13.01	H
	10010	-61.72	-25	-36.72	-71.24	3.92	13.44	H
	5005	-62.76	-25	-37.76	-72.97	3.03	13.24	V
	7507	-61.79	-25	-36.79	-71.24	3.56	13.01	V
	10010	-61.65	-25	-36.65	-71.17	3.92	13.44	V
Middle	5025	-61.98	-25	-36.98	-72.19	3.03	13.24	H
	7537	-61.32	-25	-36.32	-70.77	3.56	13.01	H
	10050	-62.24	-25	-37.24	-71.76	3.92	13.44	H
	5025	-62.49	-25	-37.49	-72.70	3.03	13.24	V
	7537	-61.34	-25	-36.34	-70.79	3.56	13.01	V
	10050	-62.35	-25	-37.35	-71.87	3.92	13.44	V
High	5045	-62.60	-25	-37.60	-72.81	3.03	13.24	H
	7567	-62.03	-25	-37.03	-71.48	3.56	13.01	H
	10090	-61.53	-25	-36.53	-71.05	3.92	13.44	H
	5045	-63.14	-25	-38.14	-73.35	3.03	13.24	V
	7567	-62.01	-25	-37.01	-71.46	3.56	13.01	V
	10090	-61.57	-25	-36.57	-71.09	3.92	13.44	V

Remark: Spurious emissions within 30-1000MHz were found more than 20dB below limit line.

SA n41 / NR 100MHz / QPSK / ANT1(NR)								
Channel	Frequency (MHz)	EIRP (dBm)	Limit (dBm)	Over Limit (dB)	S.G. Power (dBm)	TX Cable loss (dB)	TX Antenna Gain (dBi)	Polarization (H/V)
Low	5008	-63.61	-25	-38.61	-73.82	3.03	13.24	H
	7500	-62.83	-25	-37.83	-72.28	3.56	13.01	H
	10006	-62.29	-25	-37.29	-71.81	3.92	13.44	H
	5008	-63.50	-25	-38.50	-73.71	3.03	13.24	V
	7500	-62.67	-25	-37.67	-72.12	3.56	13.01	V
	10006	-62.43	-25	-37.43	-71.95	3.92	13.44	V
Middle	5092	-62.49	-25	-37.49	-72.70	3.03	13.24	H
	7640	-62.69	-25	-37.69	-72.14	3.56	13.01	H
	10188	-62.07	-25	-37.07	-71.59	3.92	13.44	H
	5092	-63.49	-25	-38.49	-73.70	3.03	13.24	V
	7640	-62.92	-25	-37.92	-72.37	3.56	13.01	V
	10188	-62.13	-25	-37.13	-71.65	3.92	13.44	V
High	5176	-59.45	-25	-34.45	-69.66	3.03	13.24	H
	7780	-61.57	-25	-36.57	-71.02	3.56	13.01	H
	10384	-61.35	-25	-36.35	-70.87	3.92	13.44	H
	5176	-59.87	-25	-34.87	-70.08	3.03	13.24	V
	7780	-60.99	-25	-35.99	-70.44	3.56	13.01	V
	10384	-61.94	-25	-36.94	-71.46	3.92	13.44	V

Remark: Spurious emissions within 30-1000MHz were found more than 20dB below limit line.



EN-DC_2A_n41A / LTE 20MHz + NR 40MHz / QPSK / ANT1(LTE) & ANT0(NR)								
Channel	Frequency (MHz)	EIRP (dBm)	Limit (dBm)	Over Limit (dB)	S.G. Power (dBm)	TX Cable loss (dB)	TX Antenna Gain (dBi)	Polarization (H/V)
Low	5008	-62.80	-25	-37.80	-73.01	3.03	13.24	H
	7500	-61.43	-25	-36.43	-70.88	3.56	13.01	H
	10006	-61.88	-25	-36.88	-71.40	3.92	13.44	H
	5008	-63.07	-25	-38.07	-73.28	3.03	13.24	V
	7500	-61.57	-25	-36.57	-71.02	3.56	13.01	V
	10006	-62.11	-25	-37.11	-71.63	3.92	13.44	V
Middle	5092	-62.60	-25	-37.60	-72.81	3.03	13.24	H
	7644	-59.50	-25	-34.50	-68.95	3.56	13.01	H
	10188	-61.44	-25	-36.44	-70.96	3.92	13.44	H
	5092	-62.40	-25	-37.40	-72.61	3.03	13.24	V
	7644	-61.65	-25	-36.65	-71.10	3.56	13.01	V
	10188	-61.44	-25	-36.44	-70.96	3.92	13.44	V
High	5176	-57.98	-25	-32.98	-68.19	3.03	13.24	H
	7780	-60.93	-25	-35.93	-70.38	3.56	13.01	H
	10384	-61.44	-25	-36.44	-70.96	3.92	13.44	H
	5176	-60.53	-25	-35.53	-70.74	3.03	13.24	V
	7780	-60.53	-25	-35.53	-69.98	3.56	13.01	V
	10384	-61.10	-25	-36.10	-70.62	3.92	13.44	V

Remark: Spurious emissions within 30-1000MHz were found more than 20dB below limit line.

SA n41 UL MIMO / NR 100MHz / QPSK / ANT0+1(NR)								
Channel	Frequency (MHz)	EIRP (dBm)	Limit (dBm)	Over Limit (dB)	S.G. Power (dBm)	TX Cable loss (dB)	TX Antenna Gain (dBi)	Polarization (H/V)
Low	5008	-62.99	-25	-37.99	-73.20	3.03	13.24	H
	7500	-61.93	-25	-36.93	-71.38	3.56	13.01	H
	10006	-62.12	-25	-37.12	-71.64	3.92	13.44	H
	5008	-62.98	-25	-37.98	-73.19	3.03	13.24	V
	7500	-61.60	-25	-36.60	-71.05	3.56	13.01	V
	10006	-61.91	-25	-36.91	-71.43	3.92	13.44	V
Middle	5092	-62.77	-25	-37.77	-72.98	3.03	13.24	H
	7640	-61.77	-25	-36.77	-71.22	3.56	13.01	H
	10188	-61.43	-25	-36.43	-70.95	3.92	13.44	H
	5092	-62.95	-25	-37.95	-73.16	3.03	13.24	V
	7640	-61.53	-25	-36.53	-70.98	3.56	13.01	V
	10188	-61.77	-25	-36.77	-71.29	3.92	13.44	V
High	5190	-62.66	-25	-37.66	-72.87	3.03	13.24	H
	7780	-61.51	-25	-36.51	-70.96	3.56	13.01	H
	10384	-61.47	-25	-36.47	-70.99	3.92	13.44	H
	5190	-62.44	-25	-37.44	-72.65	3.03	13.24	V
	7780	-61.72	-25	-36.72	-71.17	3.56	13.01	V
	10384	-61.48	-25	-36.48	-71.00	3.92	13.44	V

Remark: Spurious emissions within 30-1000MHz were found more than 20dB below limit line.



SA n66 / NR 40MHz / QPSK / ANT1(NR)								
Channel	Frequency (MHz)	EIRP (dBm)	Limit (dBm)	Over Limit (dB)	S.G. Power (dBm)	TX Cable loss (dB)	TX Antenna Gain (dBi)	Polarization (H/V)
Low	3420	-57.56	-13	-44.56	-68.30	2.604	13.34	H
	5130	-56.04	-13	-43.04	-66.55	3.011	13.52	H
	6855	-54.86	-13	-41.86	-65.06	3.271	13.47	H
	3420	-57.58	-13	-44.58	-68.32	2.604	13.34	V
	5130	-56.01	-13	-43.01	-66.52	3.011	13.52	V
	6855	-54.92	-13	-41.92	-65.12	3.271	13.47	V
Middle	3450	-56.58	-13	-43.58	-67.32	2.604	13.34	H
	5175	-55.13	-13	-42.13	-65.64	3.011	13.52	H
	6915	-54.26	-13	-41.26	-64.46	3.271	13.47	H
	3450	-57.17	-13	-44.17	-67.91	2.604	13.34	V
	5175	-55.25	-13	-42.25	-65.76	3.011	13.52	V
	6915	-54.78	-13	-41.78	-64.98	3.271	13.47	V
High	3480	-56.75	-13	-43.75	-67.49	2.604	13.34	H
	5220	-54.51	-13	-41.51	-65.02	3.011	13.52	H
	6975	-54.48	-13	-41.48	-64.68	3.271	13.47	H
	3480	-57.06	-13	-44.06	-67.80	2.604	13.34	V
	5220	-53.94	-13	-40.94	-64.45	3.011	13.52	V
	6975	-54.50	-13	-41.50	-64.70	3.271	13.47	V

Remark: Spurious emissions within 30-1000MHz were found more than 20dB below limit line.

EN-DC 48A n66A / LTE 20MHz + NR 40MHz / QPSK / ANT1(LTE) & ANT0(NR)								
Channel	Frequency (MHz)	EIRP (dBm)	Limit (dBm)	Over Limit (dB)	S.G. Power (dBm)	TX Cable loss (dB)	TX Antenna Gain (dBi)	Polarization (H/V)
Low	3420	-58.17	-13	-45.17	-68.91	2.604	13.34	H
	5130	-55.64	-13	-42.64	-66.15	3.011	13.52	H
	6855	-54.74	-13	-41.74	-64.94	3.271	13.47	H
	3420	-58.46	-13	-45.46	-69.20	2.604	13.34	V
	5130	-55.55	-13	-42.55	-66.06	3.011	13.52	V
	6855	-54.70	-13	-41.70	-64.90	3.271	13.47	V
Middle	3450	-58.25	-13	-45.25	-68.99	2.604	13.34	H
	5175	-54.96	-13	-41.96	-65.47	3.011	13.52	H
	6915	-54.98	-13	-41.98	-65.18	3.271	13.47	H
	3450	-58.54	-13	-45.54	-69.28	2.604	13.34	V
	5175	-55.23	-13	-42.23	-65.74	3.011	13.52	V
	6915	-54.46	-13	-41.46	-64.66	3.271	13.47	V
High	3480	-58.04	-13	-45.04	-68.78	2.604	13.34	H
	5220	-54.95	-13	-41.95	-65.46	3.011	13.52	H
	6975	-54.49	-13	-41.49	-64.69	3.271	13.47	H
	3480	-58.57	-13	-45.57	-69.31	2.604	13.34	V
	5220	-54.85	-13	-41.85	-65.36	3.011	13.52	V
	6975	-54.05	-13	-41.05	-64.25	3.271	13.47	V

Remark: Spurious emissions within 30-1000MHz were found more than 20dB below limit line.



SA n70 / NR 15MHz / QPSK / ANT1(NR)								
Channel	Frequency (MHz)	EIRP (dBm)	Limit (dBm)	Over Limit (dB)	S.G. Power (dBm)	TX Cable loss (dB)	TX Antenna Gain (dBi)	Polarization (H/V)
Low	3375	-58.96	-13	-45.96	-69.70	2.604	13.34	H
	5070	-56.78	-13	-43.78	-67.29	3.011	13.52	H
	6750	-54.77	-13	-41.77	-64.97	3.271	13.47	H
	3375	-59.14	-13	-46.14	-69.88	2.604	13.34	V
	5070	-56.96	-13	-43.96	-67.47	3.011	13.52	V
	6750	-54.70	-13	-41.70	-64.90	3.271	13.47	V
Middle	3382	-59.33	-13	-46.33	-70.07	2.604	13.34	H
	5074	-56.81	-13	-43.81	-67.32	3.011	13.52	H
	6765	-54.74	-13	-41.74	-64.94	3.271	13.47	H
	3382	-59.41	-13	-46.41	-70.15	2.604	13.34	V
	5074	-56.97	-13	-43.97	-67.48	3.011	13.52	V
	6765	-54.58	-13	-41.58	-64.78	3.271	13.47	V
High	3390	-58.56	-13	-45.56	-69.30	2.604	13.34	H
	5085	-55.42	-13	-42.42	-65.93	3.011	13.52	H
	6780	-54.61	-13	-41.61	-64.81	3.271	13.47	H
	3390	-58.71	-13	-45.71	-69.45	2.604	13.34	V
	5085	-55.65	-13	-42.65	-66.16	3.011	13.52	V
	6780	-54.54	-13	-41.54	-64.74	3.271	13.47	V

Remark: Spurious emissions within 30-1000MHz were found more than 20dB below limit line.