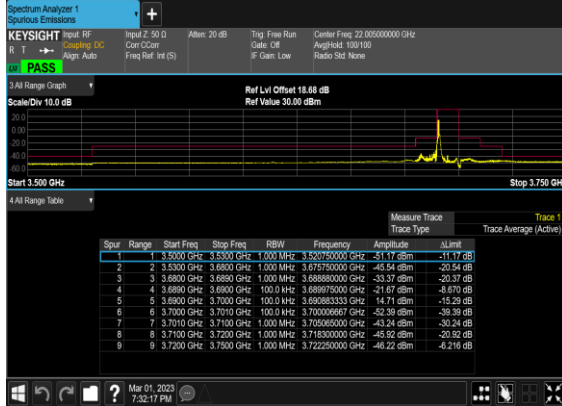
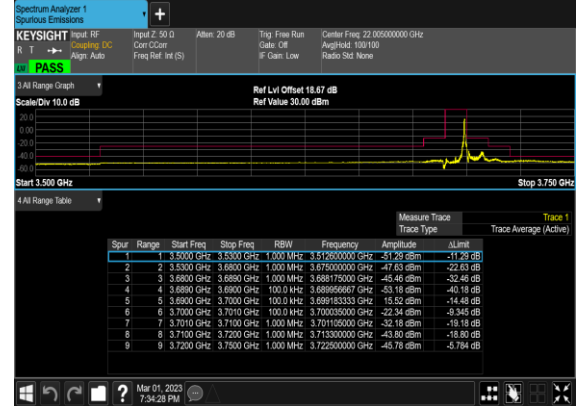


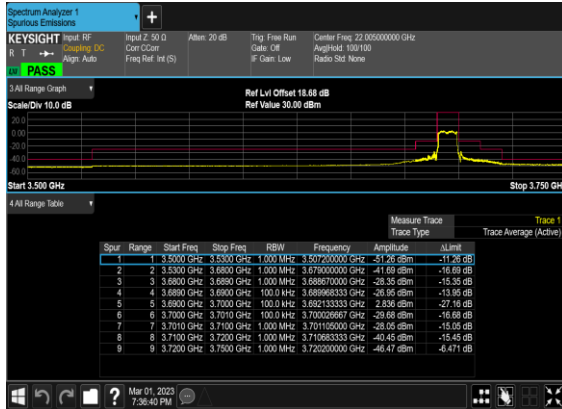
### N48(10M)\_CP- OFDM\_QPSK\_Edge\_1RB\_Left\_High\_CH



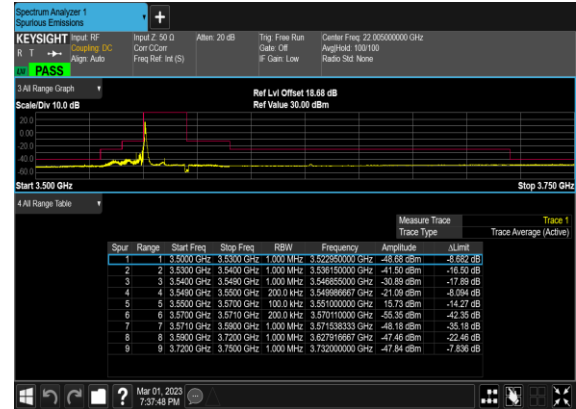
### N48(10M)\_CP- OFDM\_QPSK\_Edge\_1RB\_Right\_High\_CH



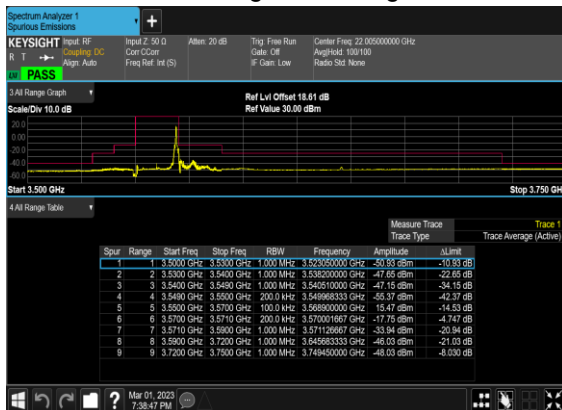
### N48(10M)\_CP- OFDM\_QPSK\_Outer\_Full\_High\_CH



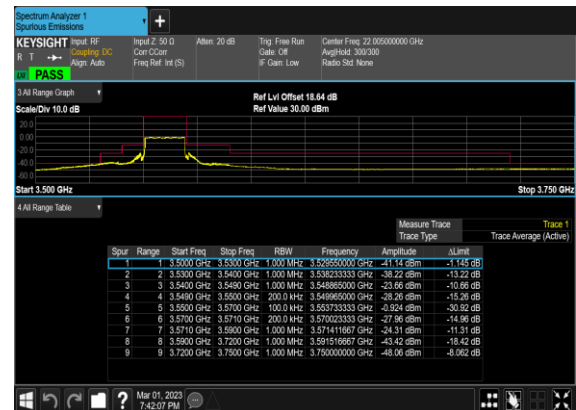
### N48(20M)\_CP- OFDM\_QPSK\_Edge\_1RB\_Left\_Low\_CH



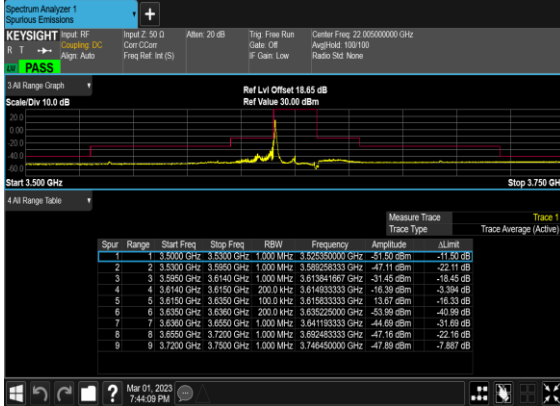
### N48(20M)\_CP- OFDM\_QPSK\_Edge\_1RB\_Right\_Low\_CH



### N48(20M)\_CP- OFDM\_QPSK\_Outer\_Full\_Low\_CH



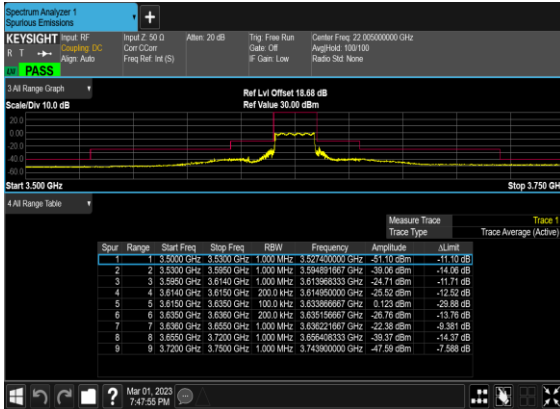
### N48(20M)\_CP- OFDM\_QPSK\_Edge\_1RB\_Left\_Mid\_CH



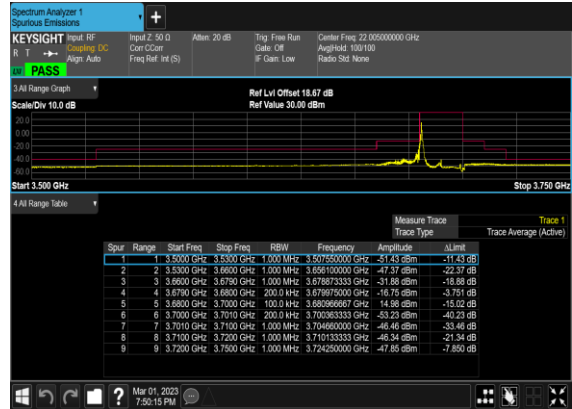
### N48(20M)\_CP- OFDM\_QPSK\_Edge\_1RB\_Right\_Mid\_CH



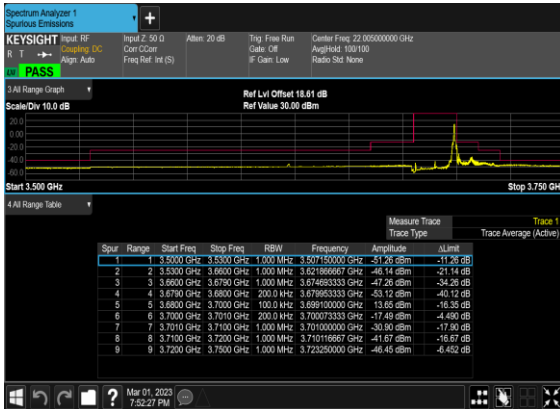
### N48(20M)\_CP- OFDM\_QPSK\_Outer\_Full\_Mid\_CH



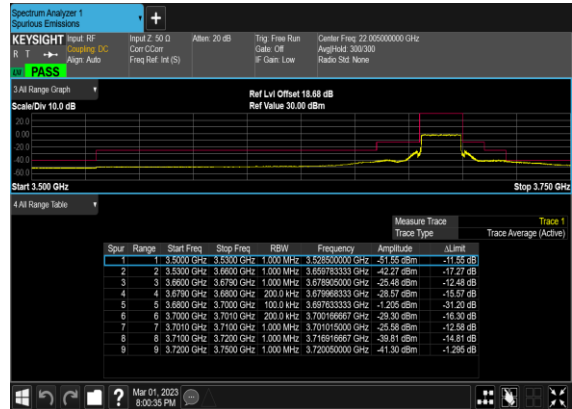
### N48(20M)\_CP- OFDM\_QPSK\_Edge\_1RB\_Left\_High\_CH



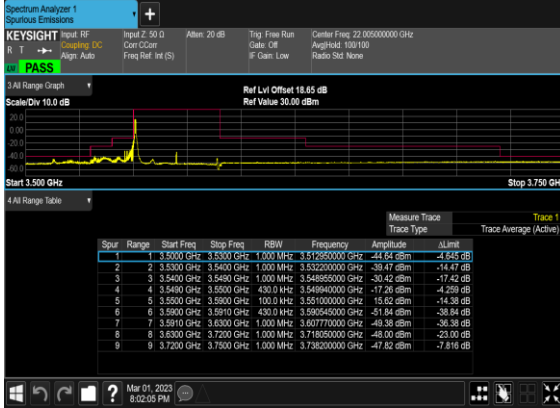
### N48(20M)\_CP- OFDM\_QPSK\_Edge\_1RB\_Right\_High\_CH



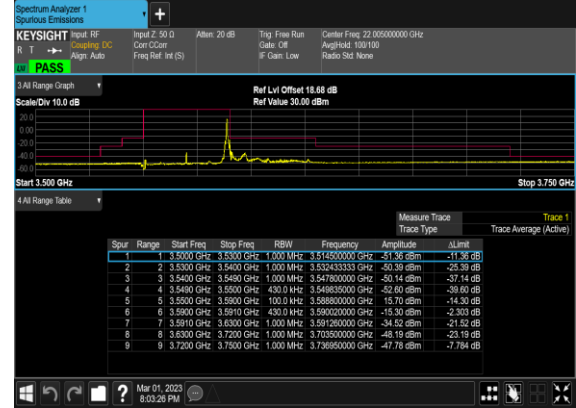
### N48(20M)\_CP- OFDM\_QPSK\_Outer\_Full\_High\_CH



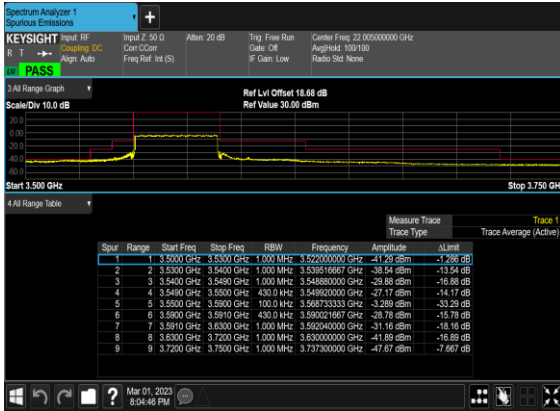
N48(40M)\_CP-  
OFDM\_QPSK\_Edge\_1RB\_Left\_Low\_CH



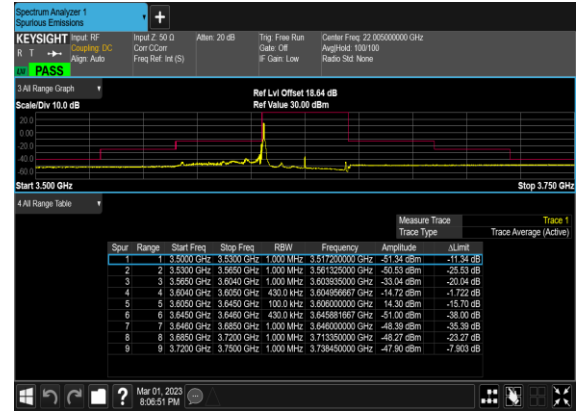
N48(40M)\_CP-  
OFDM\_QPSK\_Edge\_1RB\_Right\_Low\_CH



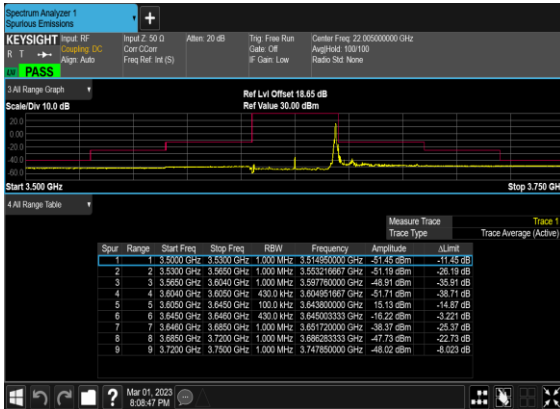
N48(40M)\_CP-  
OFDM\_QPSK\_Outer\_Full\_Low\_CH



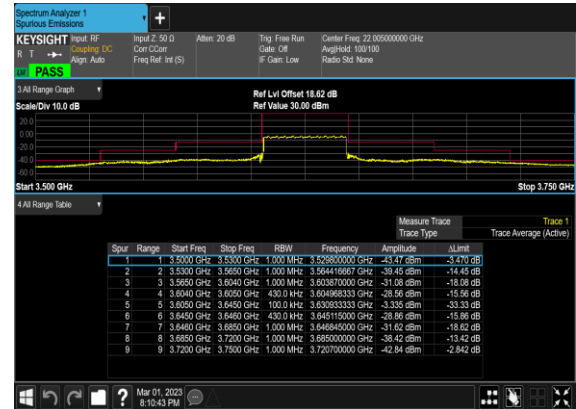
N48(40M)\_CP-  
OFDM\_QPSK\_Edge\_1RB\_Left\_Mid\_CH



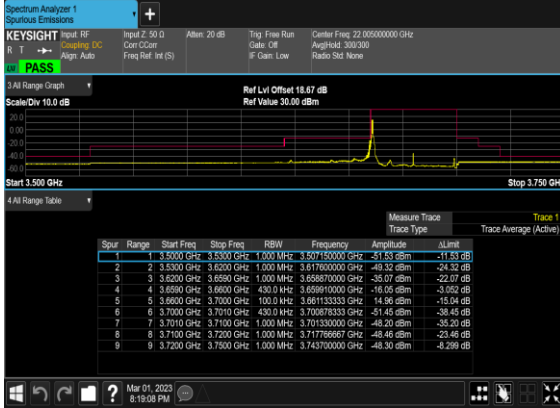
N48(40M)\_CP-  
OFDM\_QPSK\_Edge\_1RB\_Right\_Mid\_CH



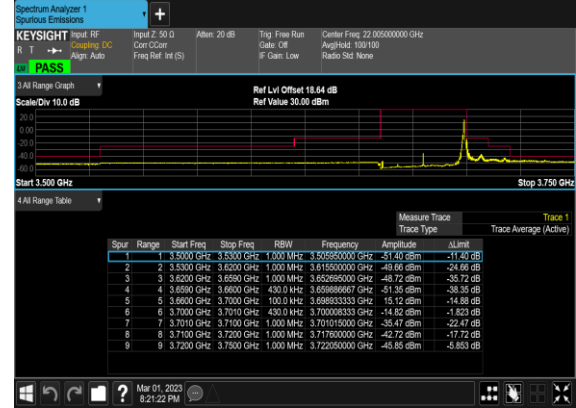
N48(40M)\_CP-  
OFDM\_QPSK\_Outer\_Full\_Mid\_CH



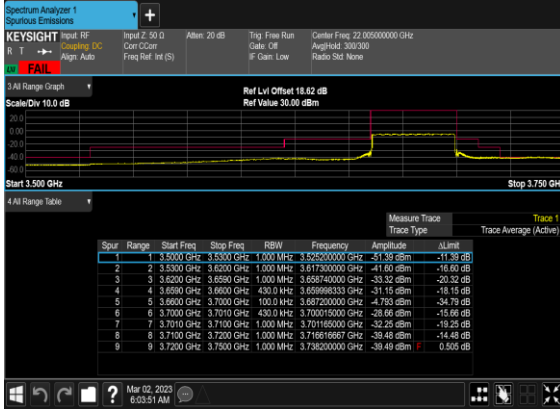
### N48(40M)\_CP- OFDM\_QPSK\_Edge\_1RB\_Left\_High\_CH



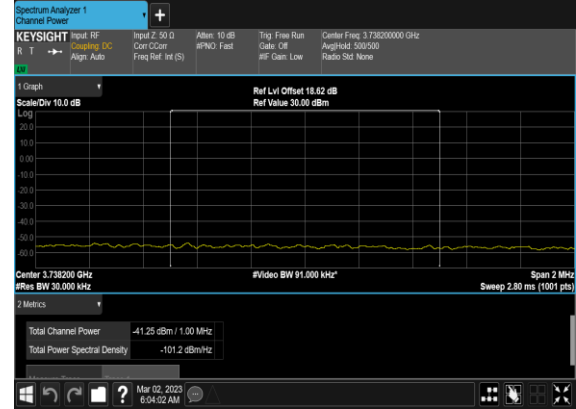
### N48(40M)\_CP- OFDM\_QPSK\_Edge\_1RB\_Right\_High\_CH



### N48(40M)\_CP- OFDM\_QPSK\_Outer\_Full\_High\_CH



### N48(40M)\_CP- OFDM\_QPSK\_Outer\_Full\_High\_CH\_CHP\_PASS





# Appendix B. Test Results of Radiated Test

## Radiated Spurious Emission

Test Engineer :	Zhaohui Liang	Temperature :	22~25°C
		Relative Humidity :	48~52%

Note: Pre-scanned harmonic for the different antenna combinations, we choose the worst antenna mode to perform final test.

SA 5G NR n48 / 40MHz / QPSK / ANT3(NR)									
Channel	Frequency ( MHz )	EIRP ( dBm )	Limit ( dBm )	Over Limit ( dB )	SPA Reading (dBm)	S.G. Power ( dBm )	TX Cable loss ( dB )	TX Antenna Gain (dBi)	Polarization (H/V)
Lowest	7104.00	-54.94	-40	-14.94	-63.13	-58.27	8.25	11.58	H
	10656.00	-54.77	-40	-14.77	-67.65	-56.32	10.45	12.00	H
	14208.00	-53.95	-40	-13.95	-69.83	-55.66	11.74	13.45	H
	7104.00	-53.68	-40	-13.68	-63.03	-57.01	8.25	11.58	V
	10656.00	-52.29	-40	-12.29	-67.63	-53.84	10.45	12.00	V
	14208.00	-54.60	-40	-14.60	-69.87	-56.31	11.74	13.45	V
Middle	7212.80	-57.02	-40	-17.02	-65.63	-60.32	8.30	11.60	H
	10819.20	-54.35	-40	-14.35	-67.98	-55.87	10.48	12.00	H
	14425.60	-52.36	-40	-12.36	-68.53	-54.06	11.80	13.50	H
	7212.80	-55.04	-40	-15.04	-65.78	-58.34	8.30	11.60	V
	10819.20	-52.30	-40	-12.30	-67.54	-53.82	10.48	12.00	V
	14425.60	-53.10	-40	-13.10	-68.83	-54.80	11.80	13.50	V
Highest	7320.00	-56.75	-40	-16.75	-65.59	-60.05	8.32	11.62	H
	10980.00	-53.52	-40	-13.52	-67.83	-55.20	10.52	12.20	H
	14640.00	-52.65	-40	-12.65	-69.27	-54.35	11.85	13.55	H
	7320.00	-56.29	-40	-16.29	-65.88	-59.59	8.32	11.62	V
	10980.00	-52.77	-40	-12.77	-67.83	-54.45	10.52	12.20	V
	14640.00	-52.45	-40	-12.45	-68.98	-54.15	11.85	13.55	V

Remark: Spurious emissions within 30-1000MHz were found more than 20dB below limit line.



SA 5G NR n48 UL MIMO / 40MHz / QPSK / ANT2+3									
Channel	Frequency ( MHz )	EIRP ( dBm )	Limit ( dBm )	Over Limit ( dB )	SPA Reading (dBm)	S.G. Power ( dBm )	TX Cable loss ( dB )	TX Antenna Gain (dBi)	Polarization (H/V)
Lowest	7104.00	-57.49	-40	-17.49	-65.68	-60.82	8.25	11.58	H
	10656.00	-48.77	-40	-8.77	-61.65	-50.32	10.45	12.00	H
	14208.00	-53.74	-40	-13.74	-69.62	-55.45	11.74	13.45	H
	7104.00	-55.78	-40	-15.78	-65.13	-59.11	8.25	11.58	V
	10656.00	-45.17	-40	-5.17	-60.51	-46.72	10.45	12.00	V
	14208.00	-54.56	-40	-14.56	-69.83	-56.27	11.74	13.45	V
Middle	7212.80	-57.18	-40	-17.18	-65.79	-60.48	8.30	11.60	H
	10819.20	-51.61	-40	-11.61	-65.24	-53.13	10.48	12.00	H
	14425.60	-52.56	-40	-12.56	-68.73	-54.26	11.80	13.50	H
	7212.80	-54.52	-40	-14.52	-65.26	-57.82	8.30	11.60	V
	10819.20	-51.49	-40	-11.49	-66.73	-53.01	10.48	12.00	V
	14425.60	-53.23	-40	-13.23	-68.96	-54.93	11.80	13.50	V
Highest	7320.00	-56.91	-40	-16.91	-65.75	-60.21	8.32	11.62	H
	10980.00	-53.01	-40	-13.01	-67.32	-54.69	10.52	12.20	H
	14640.00	-52.64	-40	-12.64	-69.26	-54.34	11.85	13.55	H
	7320.00	-53.99	-40	-13.99	-63.58	-57.29	8.32	11.62	V
	10980.00	-47.71	-40	-7.71	-62.77	-49.39	10.52	12.20	V
	14640.00	-53.23	-40	-13.23	-69.76	-54.93	11.85	13.55	V

Remark: Spurious emissions within 30-1000MHz were found more than 20dB below limit line.