

Appendix D. SAR Test Setup Photos

Head Exposure Condition



Right Cheek, Test Separation 0 mm



Right Tilted, Test Separation 0 mm



Left Cheek, Test Separation 0 mm



Left Tilted, Test Separation 0 mm

Body-worn Exposure Condition


<Flip-Open Mode>



Front, Test Separation 5 mm

Back, Test Separation 5 mm

<Flip-Close Mode>



Front, Test Separation 5 mm

Back, Test Separation 5 mm

Product Specific 10g SAR

<Flip-Open Mode>



Front, Test Separation 0 mm



Back, Test Separation 0 mm



Right Side, Test Separation 0 mm



Left Side, Test Separation 0 mm



Top Side, Test Separation 0 mm

Appendix D. PD Test Setup Photos

<Flip-Open Mode>



Right Side, Test Separation 8.59 mm



Right Side, Test Separation 10 mm



Front, Test Separation 2 mm



Back, Test Separation 2 mm



Left Side, Test Separation 2 mm



Right Side, Test Separation 2 mm



Top Side, Test Separation 2 mm

<Flip-Close Mode>



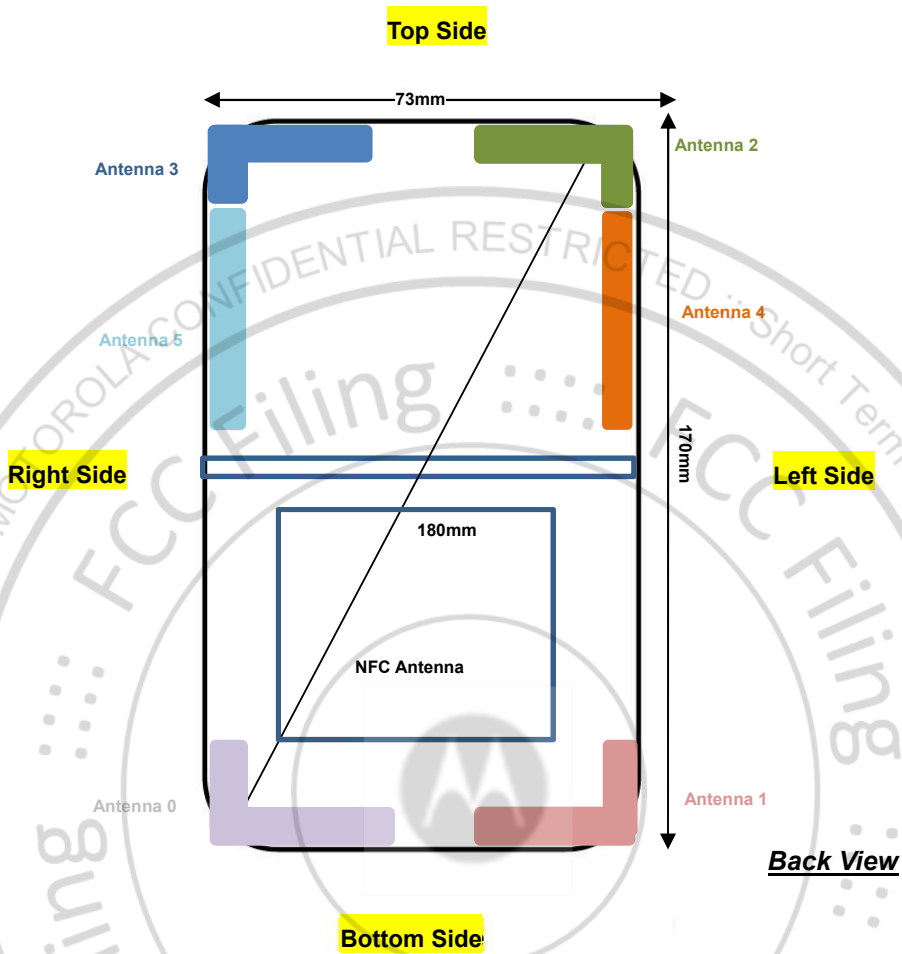
Front, Test Separation 2 mm



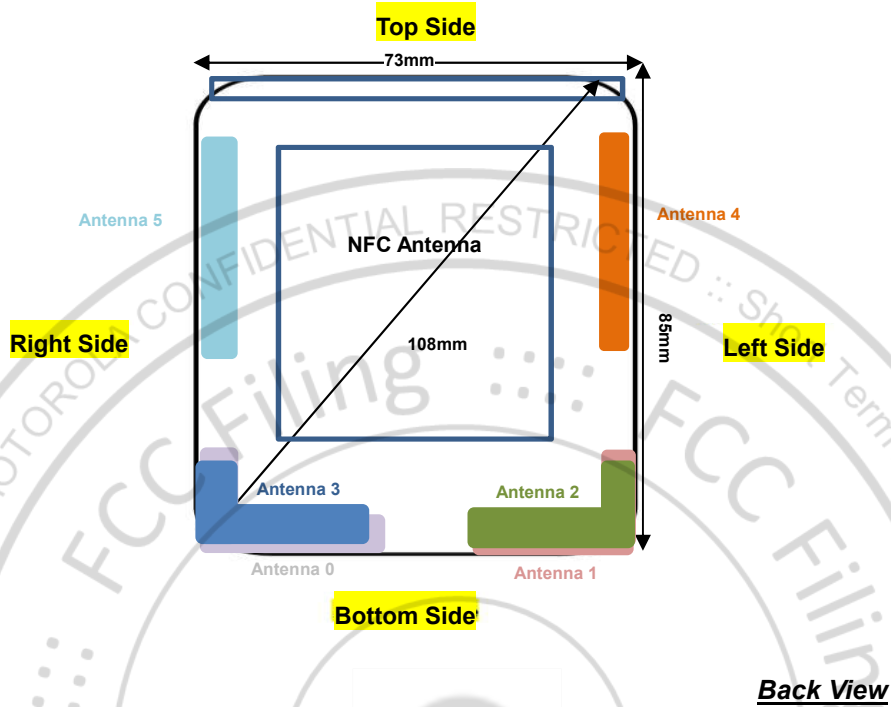
Back, Test Separation 2 mm

Antenna Location

<Flip-Open Mode>



<Flip-Close Mode>



Note: This is a foldable Mobile Cellular Phone device. Above overloop area is a simulation prototype, Antenna 0 and Antenna 1 were located at the bottom and back side of the device. Antenna 3 and Antenna 2 were located at the top and front side of the device. When the device was at flip close state (screen was folded), Antenna 3 was coincident with Antenna 0, and Antenna 2 was coincident with Antenna 1.

Antenna	Support Band
Antenna 0	GSM: 850/1900<TX/RX> UMTS: B2/4/5<TX/RX> LTE: B2/4/5/7/12/13/14/17/25/26/30/38/41/48/66/71<TX/RX> NR: n2/5/7/12/13/14/25/26/30/38/41/48/66/70/71/77/78<TX/RX>
Antenna 1	GSM: 850/1900<TX/RX> UMTS: B2/4/5<TX/RX> LTE: B2/4/5/7/12/13/14/17/25/26/30/38/41/48/66/71<TX/RX> NR: n2/5/7/12/13/14/25/26/30/38/41/48/66/70/71/77/78<TX/RX>
Antenna 2	GSM: 1900<TX/RX> UMTS: B2/4<TX/RX> LTE: B2/4/5/7/12/13/14/17/25/26/30/38/41/48/66<TX/RX> 5G NR: n2/5/7/25/30/38/41/48/66/70/77/78<TX/RX>
Antenna 3	GSM: 1900<TX/RX> UMTS: B2/4<TX/RX> LTE: B2/4/7/12/25/30/38/41/48/66<TX/RX> 5G NR: n2/7/25/30/38/41/48/66/70/77/78<TX/RX>
Antenna 4	WLAN 2.4GHz<TX/RX> WLAN 5GHz/6GHz<TX/RX> Bluetooth<TX/RX>
Antenna 5	WLAN 2.4GHz<TX/RX> WLAN 5GHz/6GHz<TX/RX> Bluetooth<TX/RX>
NFC Antenna	NFC<TX/RX>