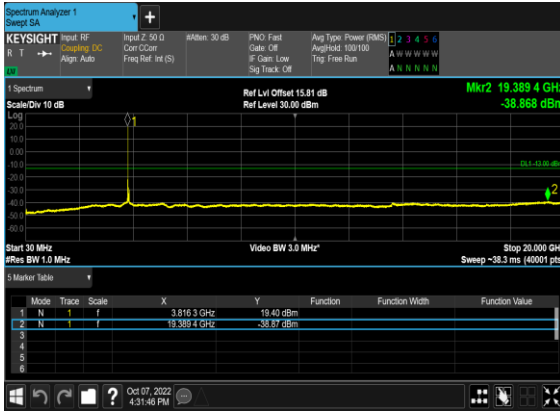
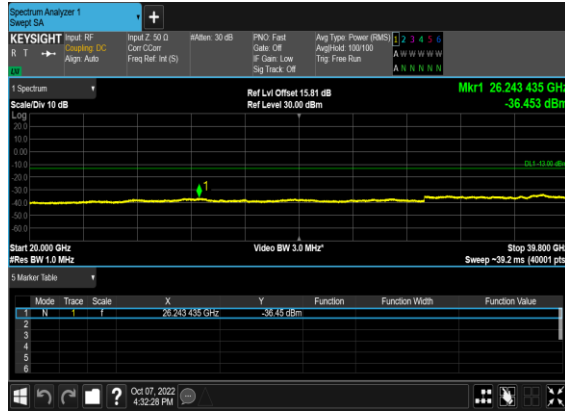


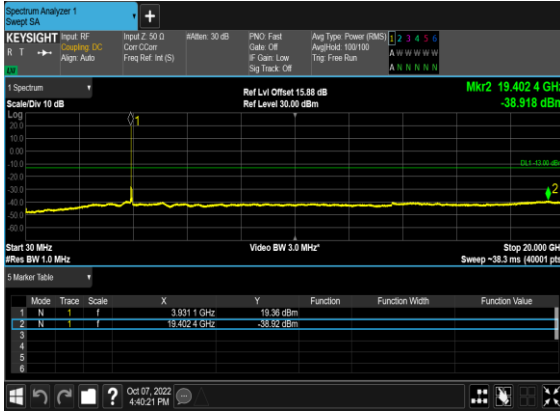
### N77(50M)\_DFT-s-OFDM\_QPSK\_Edge\_1RB\_Left\_Mid\_CH



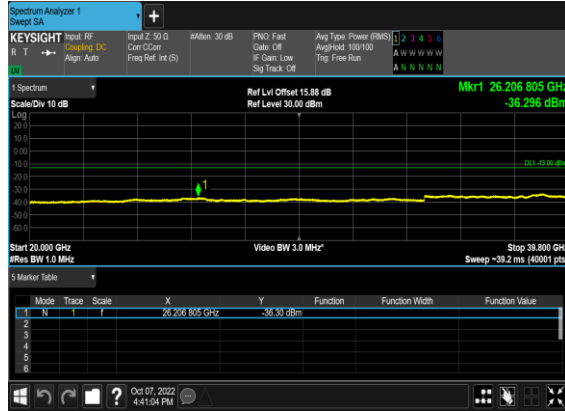
### N77(50M)\_DFT-s-OFDM\_QPSK\_Edge\_1RB\_Left\_Mid\_CH



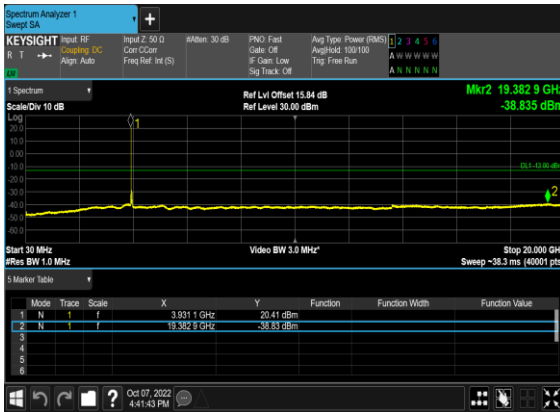
### N77(50M)\_DFT-s-OFDM\_BPSK\_Edge\_1RB\_Left\_High\_CH



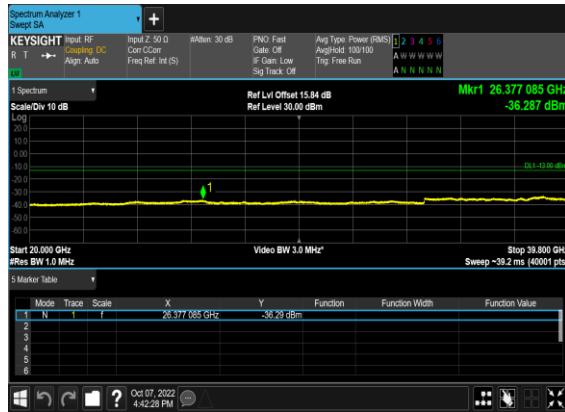
### N77(50M)\_DFT-s-OFDM\_BPSK\_Edge\_1RB\_Left\_High\_CH



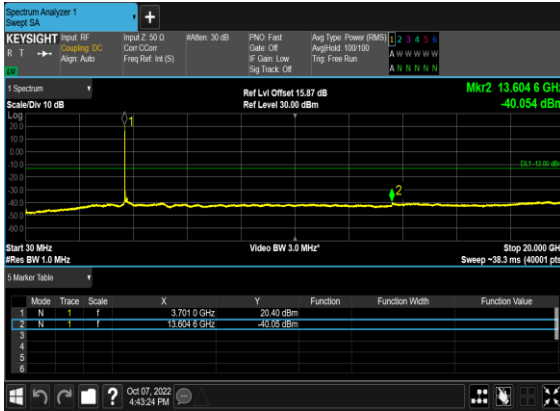
### N77(50M)\_DFT-s-OFDM\_QPSK\_Edge\_1RB\_Left\_High\_CH



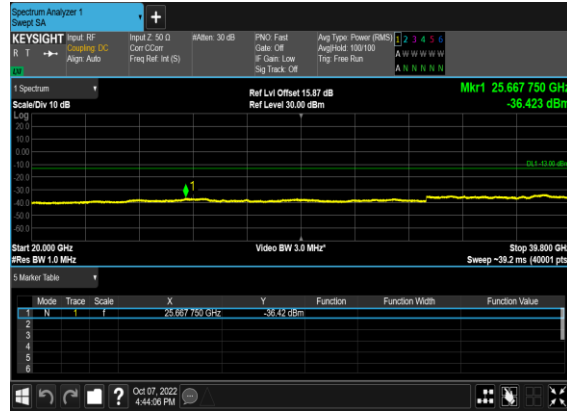
### N77(50M)\_DFT-s-OFDM\_QPSK\_Edge\_1RB\_Left\_High\_CH



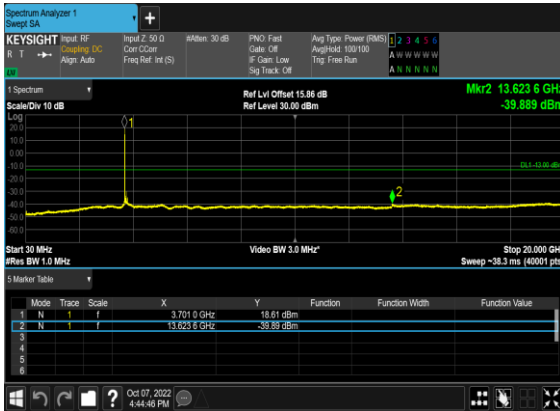
N77(100M)\_DFT-s-OFDM\_BPSK\_Edge\_1RB\_Left\_Low\_CH



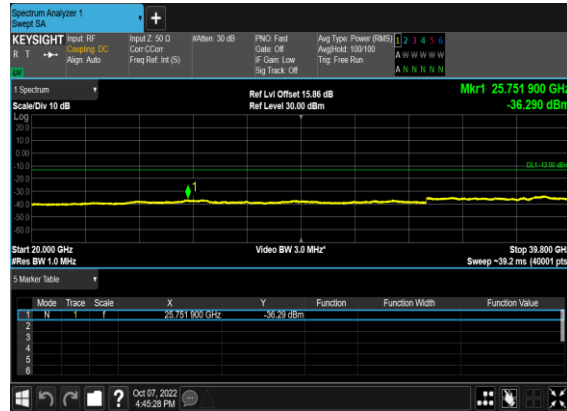
N77(100M)\_DFT-s-OFDM\_BPSK\_Edge\_1RB\_Left\_Low\_CH



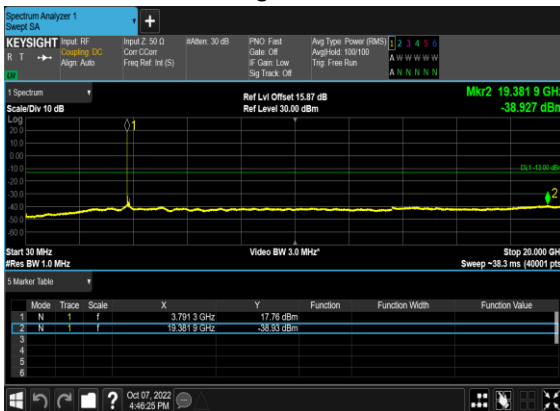
N77(100M)\_DFT-s-OFDM\_QPSK\_Edge\_1RB\_Left\_Low\_CH



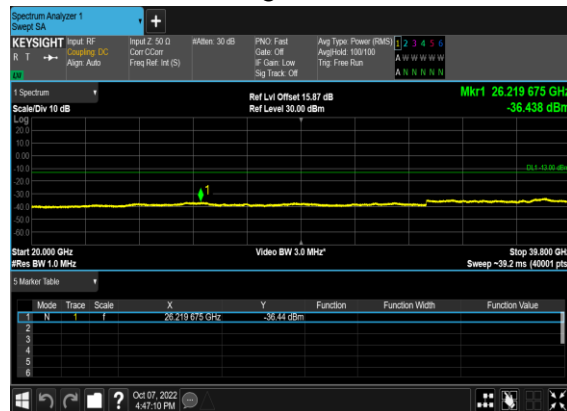
N77(100M)\_DFT-s-OFDM\_QPSK\_Edge\_1RB\_Left\_Low\_CH



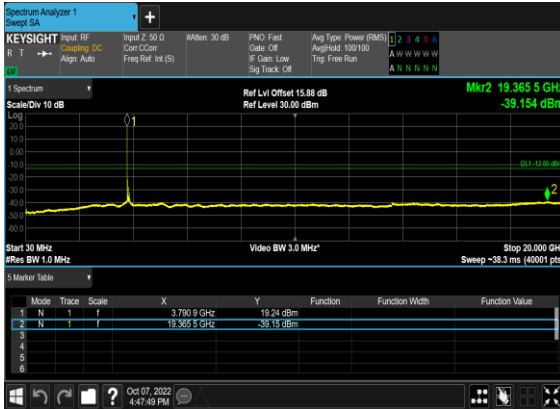
N77(100M)\_DFT-s-OFDM\_BPSK\_Edge\_1RB\_Left\_Mid\_CH



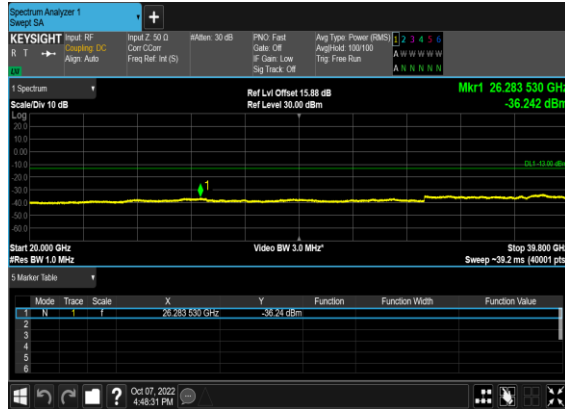
N77(100M)\_DFT-s-OFDM\_BPSK\_Edge\_1RB\_Left\_Mid\_CH



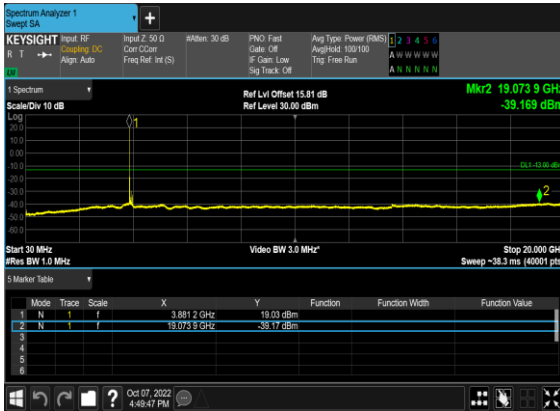
### N77(100M)\_DFT-s-OFDM\_QPSK\_Edge\_1RB\_Left\_Mid\_CH



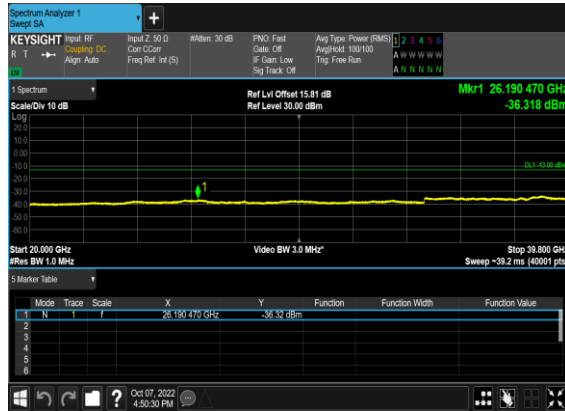
### N77(100M)\_DFT-s-OFDM\_QPSK\_Edge\_1RB\_Left\_Mid\_CH



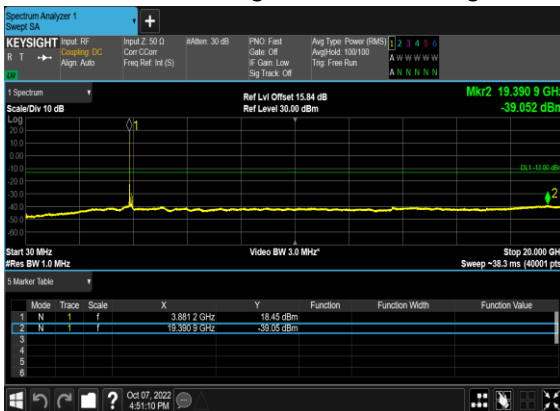
### N77(100M)\_DFT-s-OFDM\_BPSK\_Edge\_1RB\_Left\_High\_CH



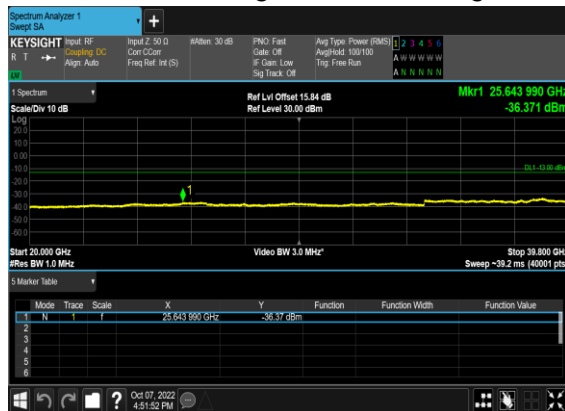
### N77(100M)\_DFT-s-OFDM\_BPSK\_Edge\_1RB\_Left\_High\_CH



### N77(100M)\_DFT-s-OFDM\_QPSK\_Edge\_1RB\_Left\_High\_CH



### N77(100M)\_DFT-s-OFDM\_QPSK\_Edge\_1RB\_Left\_High\_CH



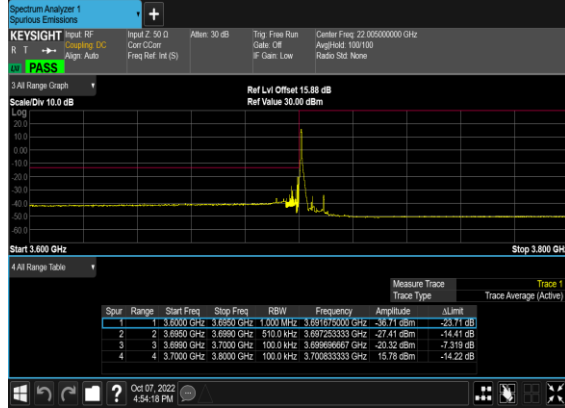
## Conducted Band Edge

NR Band	SCS (kHz)	Bandwidth (MHz)	Arfcn	Freq (MHz)	Modulation	RB	Result	Verdict
77	30	10	647000	3705.0	DFT-s-OFDM BPSK	1@0	see graph	PASS
77	30	10	647000	3705.0	DFT-s-OFDM QPSK	1@0	see graph	PASS
77	30	10	647000	3705.0	DFT-s-OFDM BPSK	24@0	see graph	PASS
77	30	10	647000	3705.0	DFT-s-OFDM QPSK	24@0	see graph	PASS
77	30	10	665000	3975.0	DFT-s-OFDM BPSK	1@23	see graph	PASS
77	30	10	665000	3975.0	DFT-s-OFDM QPSK	1@23	see graph	PASS
77	30	10	665000	3975.0	DFT-s-OFDM BPSK	24@0	see graph	PASS
77	30	10	665000	3975.0	DFT-s-OFDM QPSK	24@0	see graph	PASS
77	30	50	648334	3725.01	DFT-s-OFDM BPSK	1@0	see graph	PASS
77	30	50	648334	3725.01	DFT-s-OFDM QPSK	1@0	see graph	PASS
77	30	50	648334	3725.01	DFT-s-OFDM BPSK	128@0	see graph	PASS
77	30	50	648334	3725.01	DFT-s-OFDM QPSK	128@0	see graph	PASS
77	30	50	663666	3954.99	DFT-s-OFDM BPSK	1@132	see graph	PASS
77	30	50	663666	3954.99	DFT-s-OFDM QPSK	1@132	see graph	PASS
77	30	50	663666	3954.99	DFT-s-OFDM BPSK	128@0	see graph	PASS
77	30	50	663666	3954.99	DFT-s-OFDM QPSK	128@0	see graph	PASS
77	30	100	650000	3750.0	DFT-s-OFDM BPSK	1@0	see graph	PASS
77	30	100	650000	3750.0	DFT-s-OFDM QPSK	1@0	see graph	PASS
77	30	100	650000	3750.0	DFT-s-OFDM BPSK	270@0	see graph	PASS
77	30	100	650000	3750.0	DFT-s-OFDM QPSK	270@0	see graph	PASS
77	30	100	662000	3930.0	DFT-s-OFDM BPSK	1@272	see graph	PASS
77	30	100	662000	3930.0	DFT-s-OFDM QPSK	1@272	see graph	PASS
77	30	100	662000	3930.0	DFT-s-OFDM BPSK	270@0	see graph	PASS
77	30	100	662000	3930.0	DFT-s-OFDM QPSK	270@0	see graph	PASS

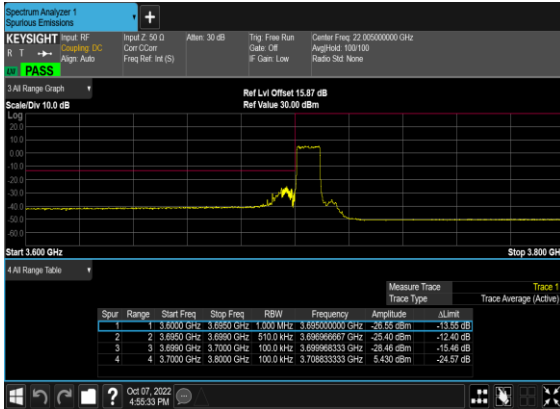
### N77(10M)\_DFT-s-OFDM\_BPSK\_Edge\_1RB\_Left\_Low\_CH



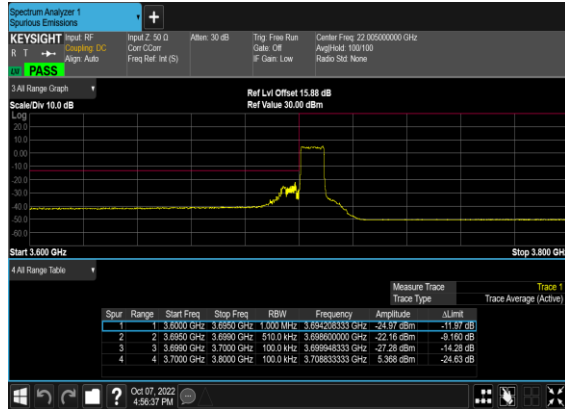
### N77(10M)\_DFT-s-OFDM\_QPSK\_Edge\_1RB\_Left\_Low\_CH



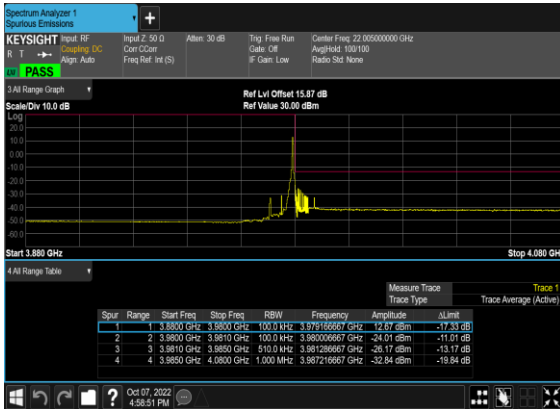
### N77(10M)\_DFT-s-OFDM\_BPSK\_Outer\_Full\_Low\_CH



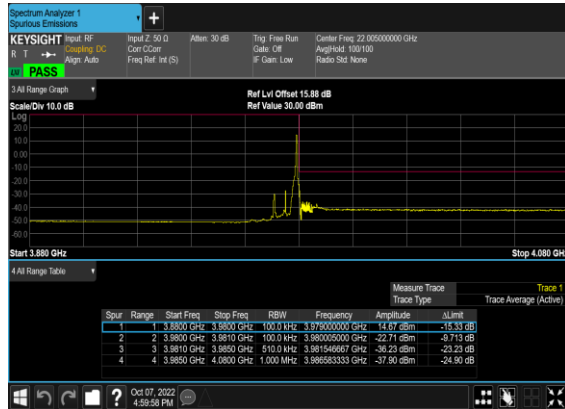
### N77(10M)\_DFT-s-OFDM\_QPSK\_Outer\_Full\_Low\_CH



### N77(10M)\_DFT-s-OFDM\_BPSK\_Edge\_1RB\_Right\_High\_CH



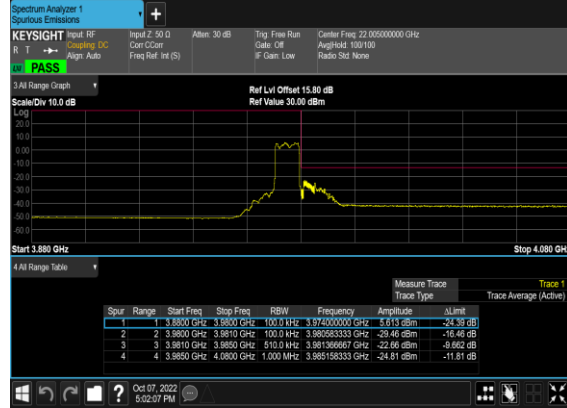
### N77(10M)\_DFT-s-OFDM\_QPSK\_Edge\_1RB\_Right\_High\_CH



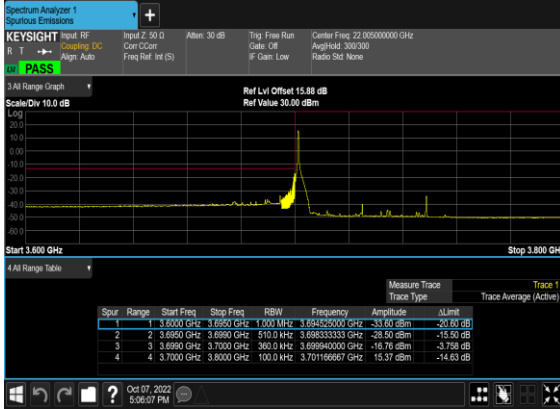
### N77(10M)\_DFT-s-OFDM\_BPSK\_Outer\_Full\_High\_CH



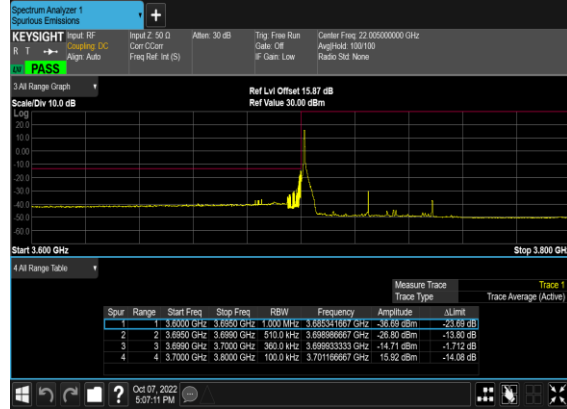
### N77(10M)\_DFT-s-OFDM\_QPSK\_Outer\_Full\_High\_CH



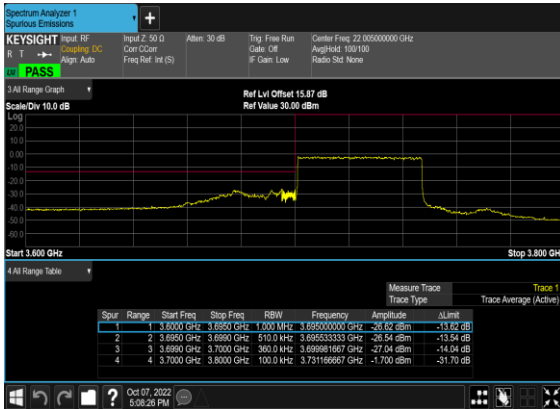
### N77(50M)\_DFT-s-OFDM\_BPSK\_Edge\_1RB\_Left\_Low\_CH



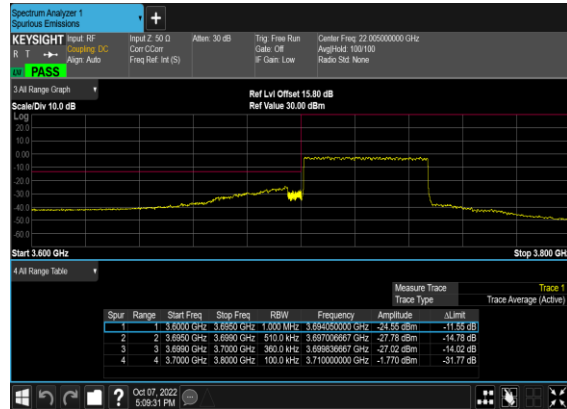
### N77(50M)\_DFT-s-OFDM\_QPSK\_Edge\_1RB\_Left\_Low\_CH



### N77(50M)\_DFT-s-OFDM\_BPSK\_Outer\_Full\_Low\_CH



### N77(50M)\_DFT-s-OFDM\_QPSK\_Outer\_Full\_Low\_CH



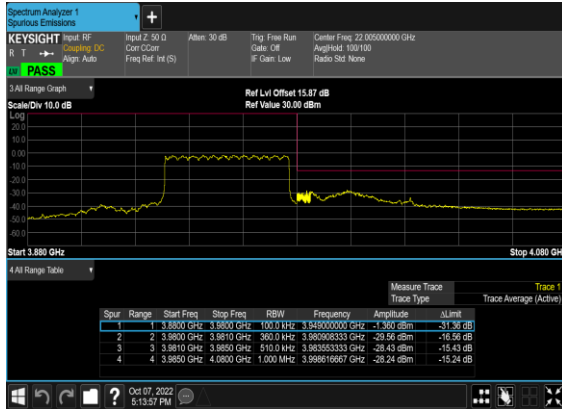
N77(50M)\_DFT-s-  
OFDM\_BPSK\_Edge\_1RB\_Right\_High\_CH



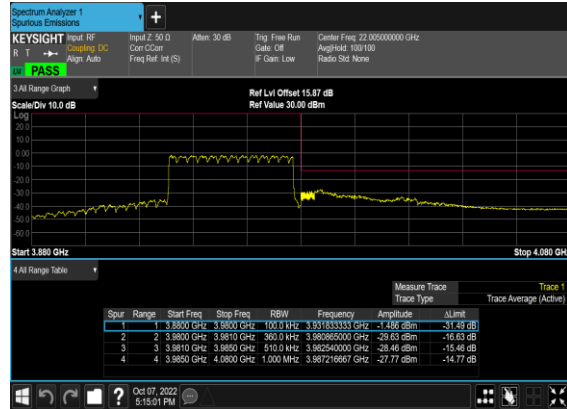
N77(50M)\_DFT-s-  
OFDM\_QPSK\_Edge\_1RB\_Right\_High\_CH



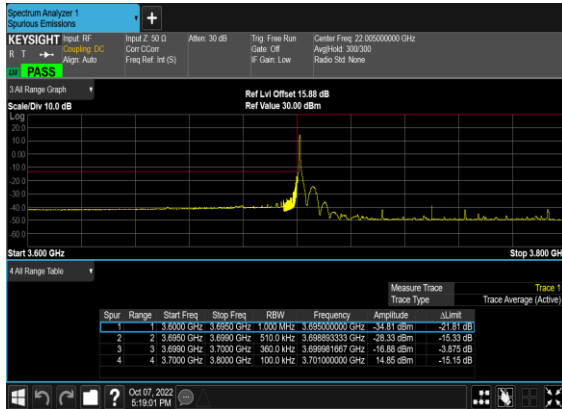
N77(50M)\_DFT-s-  
OFDM\_BPSK\_Outer\_Full\_High\_CH



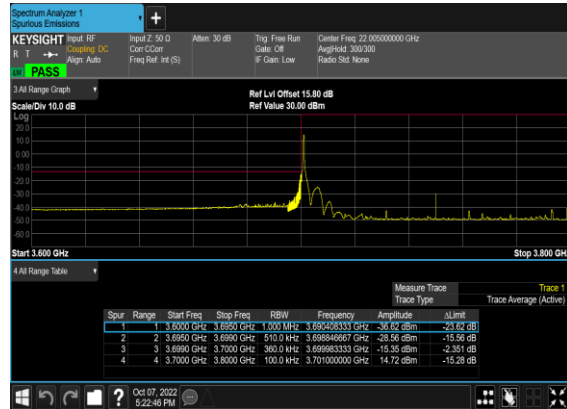
N77(50M)\_DFT-s-  
OFDM\_QPSK\_Outer\_Full\_High\_CH



N77(100M)\_DFT-s-  
OFDM\_BPSK\_Edge\_1RB\_Left\_Low\_CH



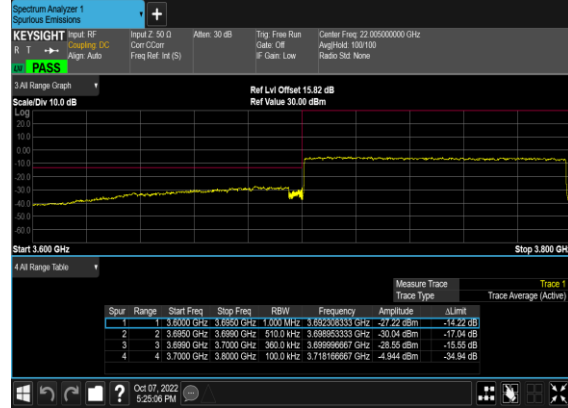
N77(100M)\_DFT-s-  
OFDM\_QPSK\_Edge\_1RB\_Left\_Low\_CH



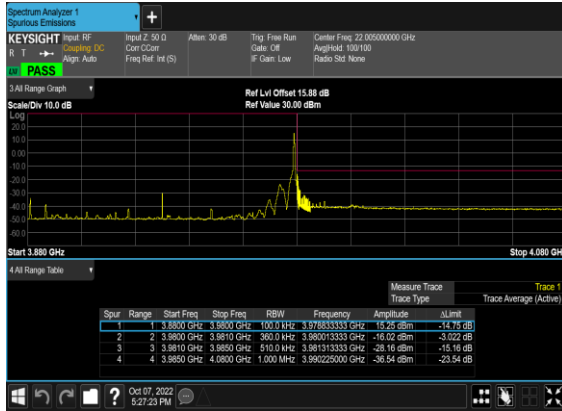
N77(100M)\_DFT-s-OFDM\_BPSK\_Outer\_Full\_Low\_CH



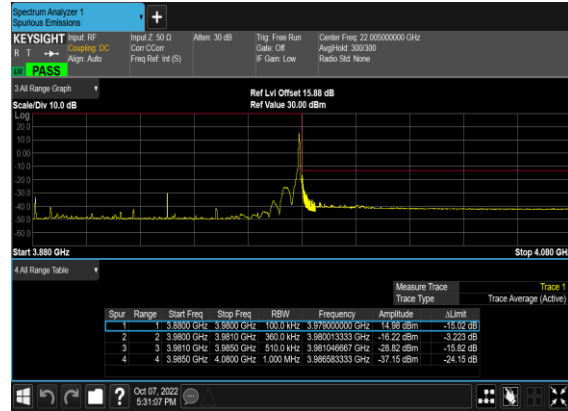
N77(100M)\_DFT-s-OFDM\_QPSK\_Outer\_Full\_Low\_CH



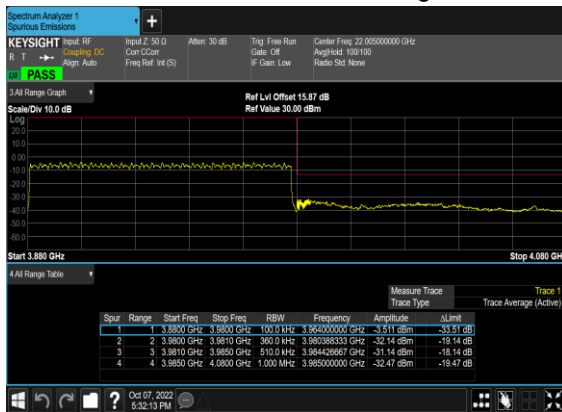
N77(100M)\_DFT-s-OFDM\_BPSK\_Edge\_1RB\_Right\_High\_CH



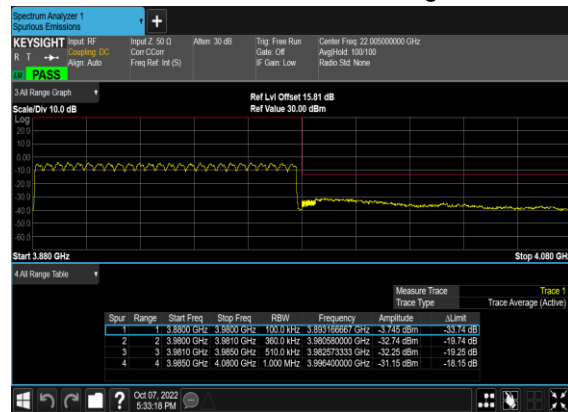
N77(100M)\_DFT-s-OFDM\_QPSK\_Edge\_1RB\_Right\_High\_CH



N77(100M)\_DFT-s-OFDM\_BPSK\_Outer\_Full\_High\_CH



N77(100M)\_DFT-s-OFDM\_QPSK\_Outer\_Full\_High\_CH



# FR1 N78-Ant 5

## Transmitter Conducted Output Power And ERP/EIRP, (G<sub>T</sub> - L<sub>C</sub>)=-2.5dB

NR Band	SCS (kHz)	Bandwidth (MHz)	Arfcn	Freq (MHz)	Modulation	RB	Conducted Power(dBm)	EIRP (dBm)	EIRP (W)
78	30	10	647000	3705.0	DFT-s-OFDM QPSK	1@1	23.06	20.56	0.1138
78	30	10	647000	3705.0	DFT-s-OFDM 16 QAM	1@1	21.81	19.31	0.0853
78	30	10	650000	3750.0	DFT-s-OFDM QPSK	1@1	23.08	20.58	0.1143
78	30	10	650000	3750.0	DFT-s-OFDM 16 QAM	1@1	21.8	19.3	0.0851
78	30	10	653000	3795.0	DFT-s-OFDM QPSK	1@1	23.25	20.75	0.1189
78	30	10	653000	3795.0	DFT-s-OFDM 16 QAM	1@1	21.99	19.49	0.0889
78	30	15	647168	3707.52	DFT-s-OFDM QPSK	1@1	23.04	20.54	0.1132
78	30	15	647168	3707.52	DFT-s-OFDM 16 QAM	1@1	21.79	19.29	0.0849
78	30	15	650000	3750.0	DFT-s-OFDM QPSK	1@1	23.07	20.57	0.1140
78	30	15	650000	3750.0	DFT-s-OFDM 16 QAM	1@1	21.92	19.42	0.0875
78	30	15	652832	3792.48	DFT-s-OFDM QPSK	1@1	23.2	20.7	0.1175
78	30	15	652832	3792.48	DFT-s-OFDM 16 QAM	1@1	21.95	19.45	0.0881
78	30	20	647334	3710.01	DFT-s-OFDM QPSK	1@1	22.94	20.44	0.1107
78	30	20	647334	3710.01	DFT-s-OFDM 16 QAM	1@1	21.68	19.18	0.0828
78	30	20	650000	3750.0	DFT-s-OFDM QPSK	1@1	23.03	20.53	0.1130
78	30	20	650000	3750.0	DFT-s-OFDM 16 QAM	1@1	21.77	19.27	0.0845
78	30	20	652666	3789.99	DFT-s-OFDM QPSK	1@1	23.13	20.63	0.1156
78	30	20	652666	3789.99	DFT-s-OFDM 16 QAM	1@1	21.84	19.34	0.0859
78	30	30	647668	3715.02	DFT-s-OFDM QPSK	1@1	22.87	20.37	0.1089
78	30	30	647668	3715.02	DFT-s-OFDM 16 QAM	1@1	21.6	19.1	0.0813
78	30	30	650000	3750.0	DFT-s-OFDM QPSK	1@1	22.86	20.36	0.1086
78	30	30	650000	3750.0	DFT-s-OFDM 16 QAM	1@1	21.57	19.07	0.0807
78	30	30	652332	3784.98	DFT-s-OFDM QPSK	1@1	22.93	20.43	0.1104
78	30	30	652332	3784.98	DFT-s-OFDM 16 QAM	1@1	21.65	19.15	0.0822
78	30	40	648000	3720.0	DFT-s-OFDM QPSK	1@1	22.64	20.14	0.1033
78	30	40	648000	3720.0	DFT-s-OFDM 16 QAM	1@1	21.51	19.01	0.0796
78	30	40	650000	3750.0	DFT-s-OFDM QPSK	1@1	22.59	20.09	0.1021
78	30	40	650000	3750.0	DFT-s-OFDM 16 QAM	1@1	21.47	18.97	0.0789

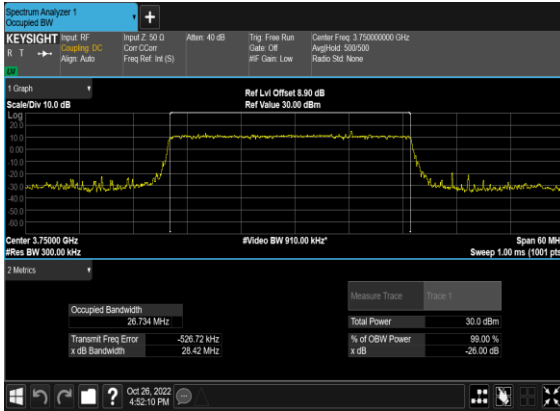
78	30	40	652000	3780.0	DFT-s-OFDM QPSK	1@1	22.74	20.24	0.1057
78	30	40	652000	3780.0	DFT-s-OFDM 16 QAM	1@1	21.44	18.94	0.0783
78	30	50	648334	3725.01	DFT-s-OFDM QPSK	1@1	23	20.5	0.1122
78	30	50	648334	3725.01	DFT-s-OFDM 16 QAM	1@1	21.77	19.27	0.0845
78	30	50	650000	3750.0	DFT-s-OFDM QPSK	1@1	22.96	20.46	0.1112
78	30	50	650000	3750.0	DFT-s-OFDM 16 QAM	1@1	21.72	19.22	0.0836
78	30	50	651666	3774.99	DFT-s-OFDM QPSK	1@1	22.96	20.46	0.1112
78	30	50	651666	3774.99	DFT-s-OFDM 16 QAM	1@1	21.68	19.18	0.0828
78	30	60	648668	3730.02	DFT-s-OFDM QPSK	1@1	22.94	20.44	0.1107
78	30	60	648668	3730.02	DFT-s-OFDM 16 QAM	1@1	21.7	19.2	0.0832
78	30	60	650000	3750.0	DFT-s-OFDM QPSK	1@1	22.89	20.39	0.1094
78	30	60	650000	3750.0	DFT-s-OFDM 16 QAM	1@1	21.59	19.09	0.0811
78	30	60	651332	3769.98	DFT-s-OFDM QPSK	1@1	22.84	20.34	0.1081
78	30	60	651332	3769.98	DFT-s-OFDM 16 QAM	1@1	21.62	19.12	0.0817
78	30	70	649000	3735.0	DFT-s-OFDM QPSK	1@1	22.92	20.42	0.1102
78	30	70	649000	3735.0	DFT-s-OFDM 16 QAM	1@1	21.8	19.3	0.0851
78	30	70	650000	3750.0	DFT-s-OFDM QPSK	1@1	22.82	20.32	0.1076
78	30	70	650000	3750.0	DFT-s-OFDM 16 QAM	1@1	21.7	19.2	0.0832
78	30	70	651000	3765.0	DFT-s-OFDM QPSK	1@1	22.83	20.33	0.1079
78	30	70	651000	3765.0	DFT-s-OFDM 16 QAM	1@1	21.62	19.12	0.0817
78	30	80	649334	3740.01	DFT-s-OFDM QPSK	1@1	22.8	20.3	0.1072
78	30	80	649334	3740.01	DFT-s-OFDM 16 QAM	1@1	21.55	19.05	0.0804
78	30	80	650000	3750.0	DFT-s-OFDM QPSK	1@1	22.75	20.25	0.1059
78	30	80	650000	3750.0	DFT-s-OFDM 16 QAM	1@1	21.51	19.01	0.0796
78	30	80	650666	3759.99	DFT-s-OFDM QPSK	1@1	22.74	20.24	0.1057
78	30	80	650666	3759.99	DFT-s-OFDM 16 QAM	1@1	21.5	19	0.0794
78	30	90	649668	3745.02	DFT-s-OFDM QPSK	1@1	22.65	20.15	0.1035
78	30	90	649668	3745.02	DFT-s-OFDM 16 QAM	1@1	21.4	18.9	0.0776
78	30	90	650000	3750.0	DFT-s-OFDM QPSK	1@1	22.61	20.11	0.1026
78	30	90	650000	3750.0	DFT-s-OFDM 16 QAM	1@1	21.37	18.87	0.0771
78	30	90	650332	3754.98	DFT-s-OFDM QPSK	1@1	22.58	20.08	0.1019
78	30	90	650332	3754.98	DFT-s-OFDM 16 QAM	1@1	21.35	18.85	0.0767
78	30	100	650000	3750.0	DFT-s-OFDM PI/2 BPSK	135@67	23.5	21	0.1259
78	30	100	650000	3750.0	DFT-s-OFDM PI/2 BPSK	1@1	22.89	20.39	0.1094
78	30	100	650000	3750.0	DFT-s-OFDM PI/2 BPSK	1@271	22.73	20.23	0.1054

78	30	100	650000	3750.0	DFT-s-OFDM QPSK	135@67	23.54	21.04	0.1271
78	30	100	650000	3750.0	DFT-s-OFDM QPSK	1@1	22.84	20.34	0.1081
78	30	100	650000	3750.0	DFT-s-OFDM QPSK	1@271	22.85	20.35	0.1084
78	30	100	650000	3750.0	DFT-s-OFDM 16 QAM	135@67	22.55	20.05	0.1012
78	30	100	650000	3750.0	DFT-s-OFDM 16 QAM	1@1	21.66	19.16	0.0824
78	30	100	650000	3750.0	DFT-s-OFDM 16 QAM	1@271	21.62	19.12	0.0817
78	30	100	650000	3750.0	DFT-s-OFDM 64 QAM	135@67	21.02	18.52	0.0711
78	30	100	650000	3750.0	DFT-s-OFDM 64 QAM	1@1	20.3	17.8	0.0603
78	30	100	650000	3750.0	DFT-s-OFDM 64 QAM	1@271	20.26	17.76	0.0597
78	30	100	650000	3750.0	DFT-s-OFDM 256 QAM	135@67	19.13	16.63	0.0460
78	30	100	650000	3750.0	DFT-s-OFDM 256 QAM	1@1	18.46	15.96	0.0394
78	30	100	650000	3750.0	DFT-s-OFDM 256 QAM	1@271	18.35	15.85	0.0385
78	30	100	650000	3750.0	CP-OFDM QPSK	137@68	22.01	19.51	0.0893
78	30	100	650000	3750.0	CP-OFDM QPSK	1@1	21.38	18.88	0.0773
78	30	100	650000	3750.0	CP-OFDM QPSK	1@271	21.33	18.83	0.0764

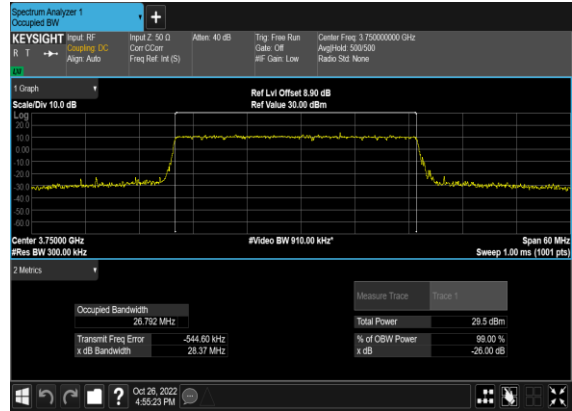
## Occupied Bandwidth

NR Band	SCS (kHz)	Bandwidth (MHz)	Arfcn	Freq (MHz)	Modulation	RB	OBW (MHz)	26dB OBW (MHz)
78	30	30	650000	3750.0	DFT-s-OFDM PI/2 BPSK	75@0	26.734	28.42
78	30	30	650000	3750.0	DFT-s-OFDM QPSK	75@0	26.792	28.37
78	30	30	650000	3750.0	CP-OFDM QPSK	78@0	27.852	29.34
78	30	30	650000	3750.0	CP-OFDM 16 QAM	78@0	27.828	29.38
78	30	30	650000	3750.0	CP-OFDM 64 QAM	78@0	27.779	29.1
78	30	30	650000	3750.0	CP-OFDM 256 QAM	78@0	27.894	29.48

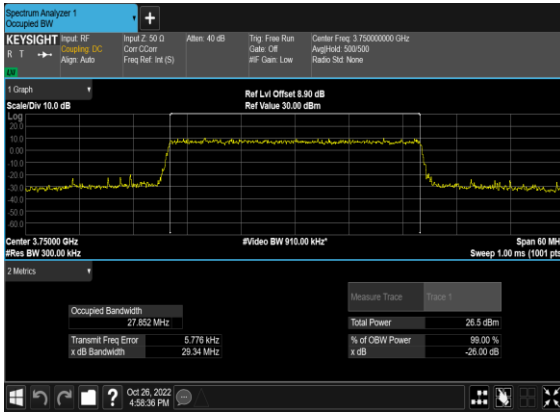
### N78(30M)\_DFT-s-OFDM\_PI\_2-BPSK\_Outer\_Full\_Mid\_CH



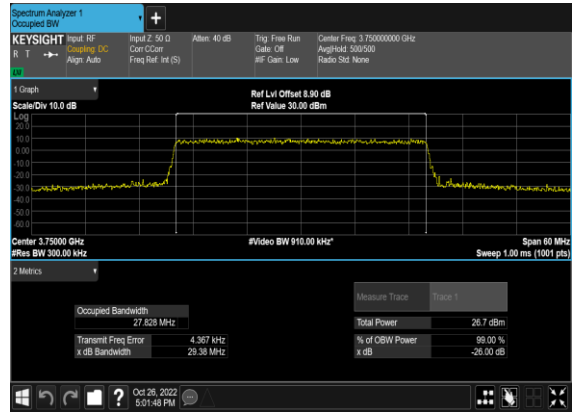
### N78(30M)\_DFT-s-OFDM\_QPSK\_Outer\_Full\_Mid\_CH



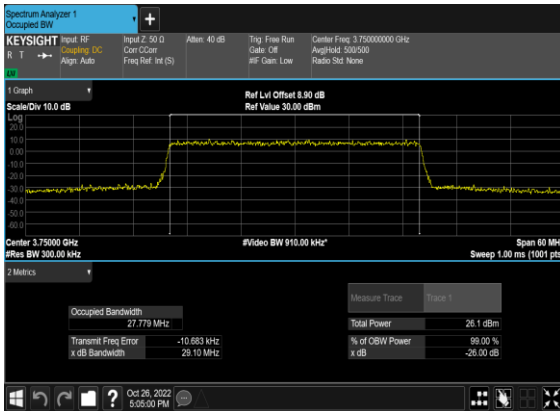
### N78(30M)\_CP-OFDM\_QPSK\_Outer\_Full\_Mid\_CH



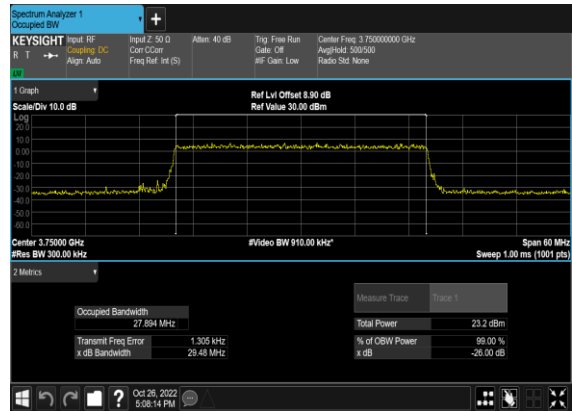
### N78(30M)\_CP-OFDM\_16QAM\_Outer\_Full\_Mid\_CH



### N78(30M)\_CP-OFDM\_64QAM\_Outer\_Full\_Mid\_CH



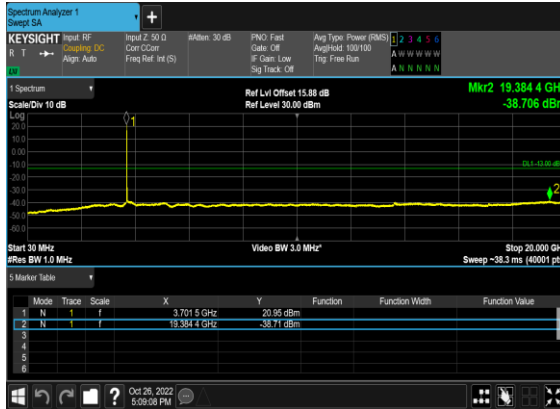
### N78(30M)\_CP-OFDM\_256QAM\_Outer\_Full\_Mid\_CH



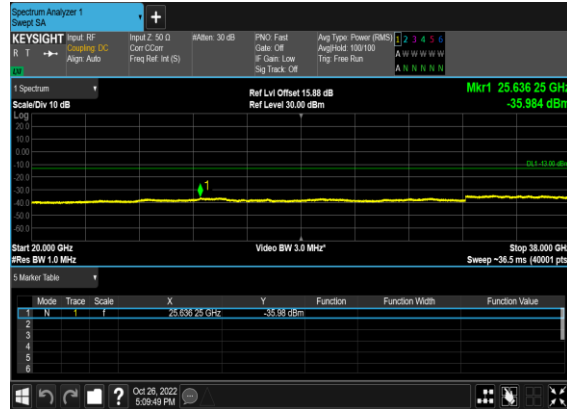
## Conducted Spurious Emissions

NR Band	SCS (kHz)	Bandwidth (MHz)	Arfcn	Freq (MHz)	Modulation	RB	Result	Verdict
78	30	30	647668	3715.02	DFT-s-OFDM BPSK	1@0	see graph	---
78	30	30	647668	3715.02	DFT-s-OFDM BPSK	1@0	see graph	<b>PASS</b>
78	30	30	647668	3715.02	DFT-s-OFDM BPSK	1@0	see graph	<b>PASS</b>
78	30	30	647668	3715.02	DFT-s-OFDM QPSK	1@0	see graph	---
78	30	30	647668	3715.02	DFT-s-OFDM QPSK	1@0	see graph	<b>PASS</b>
78	30	30	647668	3715.02	DFT-s-OFDM QPSK	1@0	see graph	<b>PASS</b>
78	30	30	650000	3750.0	DFT-s-OFDM BPSK	1@0	see graph	---
78	30	30	650000	3750.0	DFT-s-OFDM BPSK	1@0	see graph	<b>PASS</b>
78	30	30	650000	3750.0	DFT-s-OFDM BPSK	1@0	see graph	<b>PASS</b>
78	30	30	650000	3750.0	DFT-s-OFDM QPSK	1@0	see graph	---
78	30	30	650000	3750.0	DFT-s-OFDM QPSK	1@0	see graph	<b>PASS</b>
78	30	30	650000	3750.0	DFT-s-OFDM QPSK	1@0	see graph	<b>PASS</b>
78	30	30	652332	3784.98	DFT-s-OFDM BPSK	1@0	see graph	---
78	30	30	652332	3784.98	DFT-s-OFDM BPSK	1@0	see graph	<b>PASS</b>
78	30	30	652332	3784.98	DFT-s-OFDM BPSK	1@0	see graph	<b>PASS</b>
78	30	30	652332	3784.98	DFT-s-OFDM QPSK	1@0	see graph	---
78	30	30	652332	3784.98	DFT-s-OFDM QPSK	1@0	see graph	<b>PASS</b>
78	30	30	652332	3784.98	DFT-s-OFDM QPSK	1@0	see graph	<b>PASS</b>

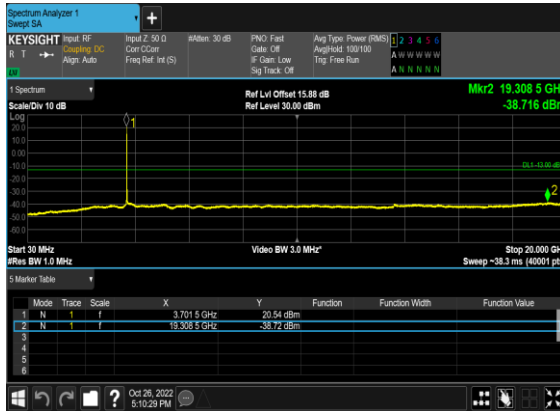
### N78(30M)\_DFT-s-OFDM\_BPSK\_Edge\_1RB\_Left\_Low\_CH



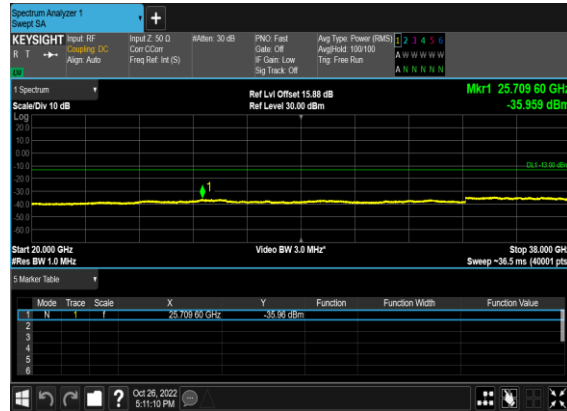
### N78(30M)\_DFT-s-OFDM\_BPSK\_Edge\_1RB\_Left\_Low\_CH



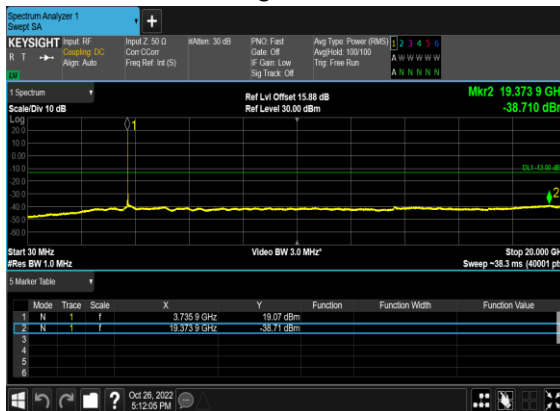
### N78(30M)\_DFT-s-OFDM\_QPSK\_Edge\_1RB\_Left\_Low\_CH



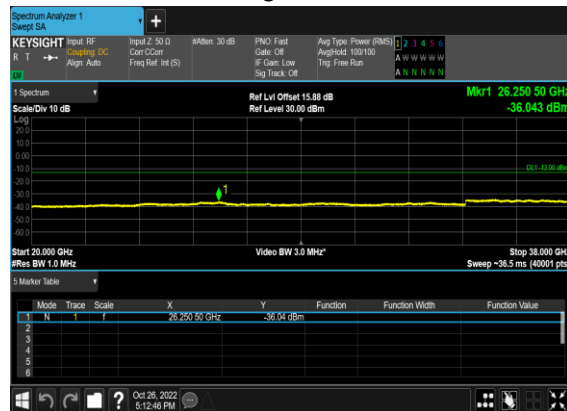
### N78(30M)\_DFT-s-OFDM\_QPSK\_Edge\_1RB\_Left\_Low\_CH



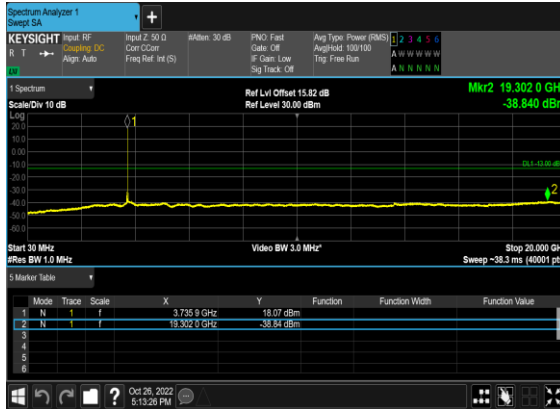
### N78(30M)\_DFT-s-OFDM\_BPSK\_Edge\_1RB\_Left\_Mid\_CH



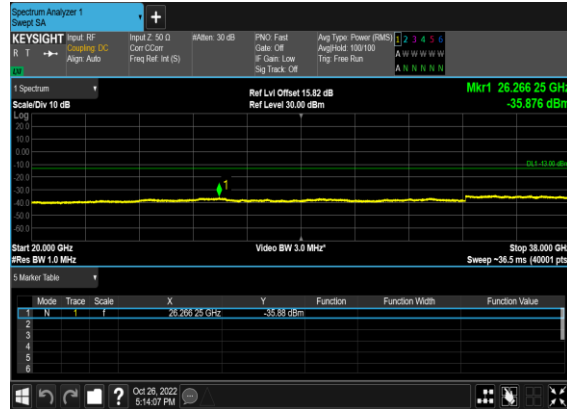
### N78(30M)\_DFT-s-OFDM\_BPSK\_Edge\_1RB\_Left\_Mid\_CH



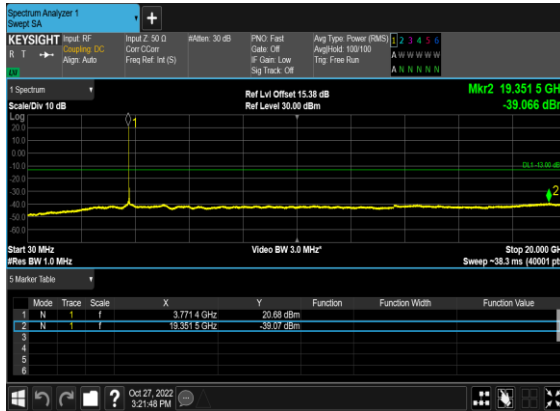
### N78(30M)\_DFT-s-OFDM\_QPSK\_Edge\_1RB\_Left\_Mid\_CH



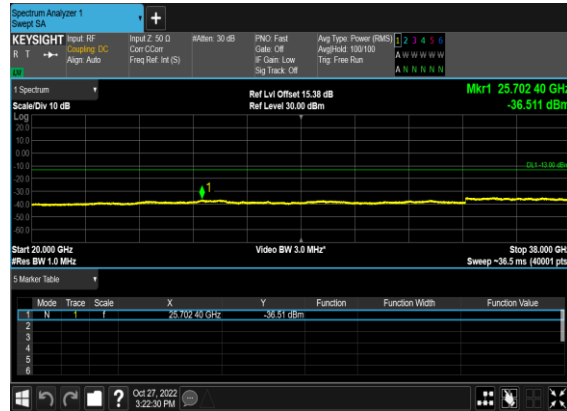
### N78(30M)\_DFT-s-OFDM\_QPSK\_Edge\_1RB\_Left\_Mid\_CH



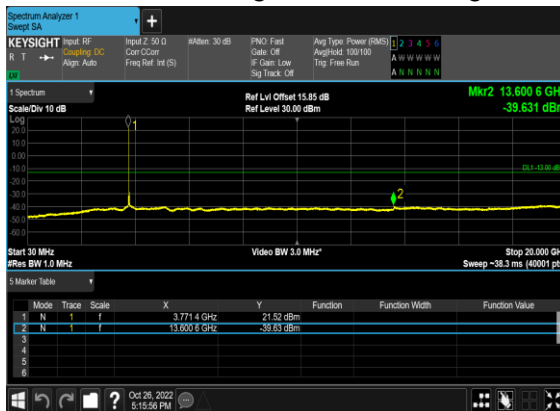
### N78(30M)\_DFT-s-OFDM\_BPSK\_Edge\_1RB\_Left\_High\_CH



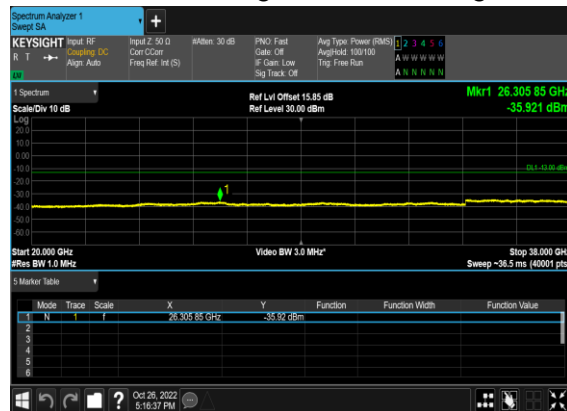
### N78(30M)\_DFT-s-OFDM\_BPSK\_Edge\_1RB\_Left\_High\_CH



### N78(30M)\_DFT-s-OFDM\_QPSK\_Edge\_1RB\_Left\_High\_CH



### N78(30M)\_DFT-s-OFDM\_QPSK\_Edge\_1RB\_Left\_High\_CH



## Conducted Band Edge

NR Band	SCS (kHz)	Bandwidth (MHz)	Arfcn	Freq (MHz)	Modulation	RB	Result	Verdict
78	30	30	647668	3715.02	DFT-s-OFDM BPSK	1@0	see graph	PASS
78	30	30	647668	3715.02	DFT-s-OFDM QPSK	1@0	see graph	PASS
78	30	30	647668	3715.02	DFT-s-OFDM BPSK	75@0	see graph	PASS
78	30	30	647668	3715.02	DFT-s-OFDM QPSK	75@0	see graph	PASS
78	30	30	652332	3784.98	DFT-s-OFDM BPSK	1@77	see graph	PASS
78	30	30	652332	3784.98	DFT-s-OFDM QPSK	1@77	see graph	PASS
78	30	30	652332	3784.98	DFT-s-OFDM BPSK	75@0	see graph	PASS
78	30	30	652332	3784.98	DFT-s-OFDM QPSK	75@0	see graph	PASS

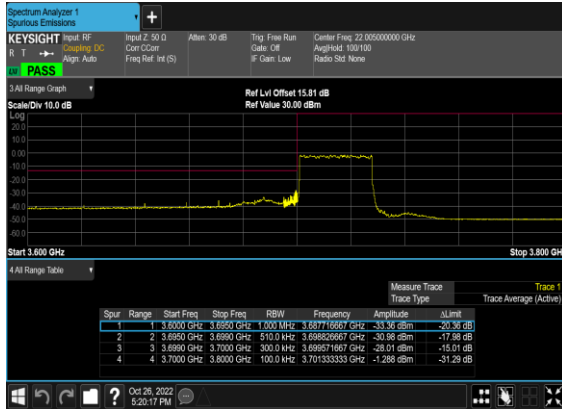
N78(30M)\_DFT-s-OFDM\_BPSK\_Edge\_1RB\_Left\_Low\_CH



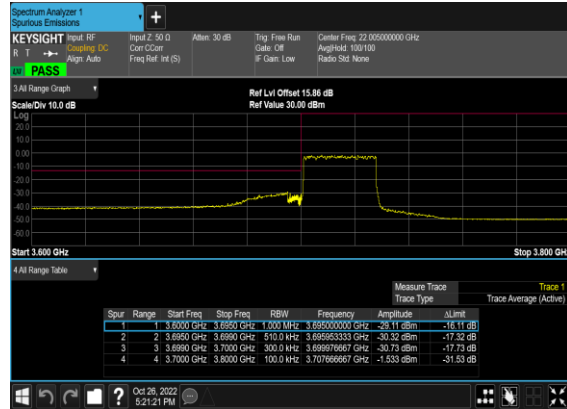
N78(30M)\_DFT-s-OFDM\_QPSK\_Edge\_1RB\_Left\_Low\_CH



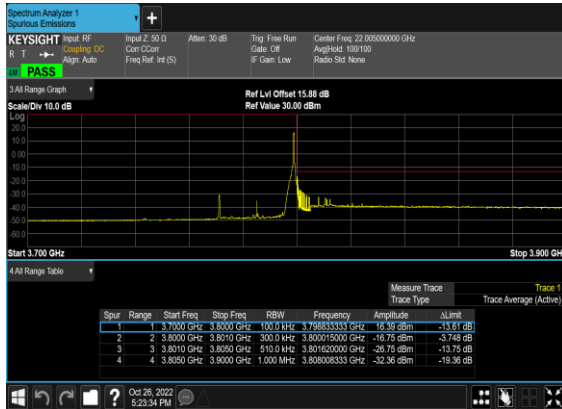
N78(30M)\_DFT-s-OFDM\_BPSK\_Outer\_Full\_Low\_CH



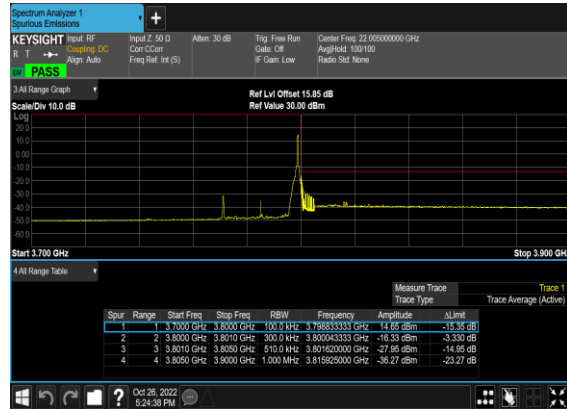
N78(30M)\_DFT-s-OFDM\_QPSK\_Outer\_Full\_Low\_CH



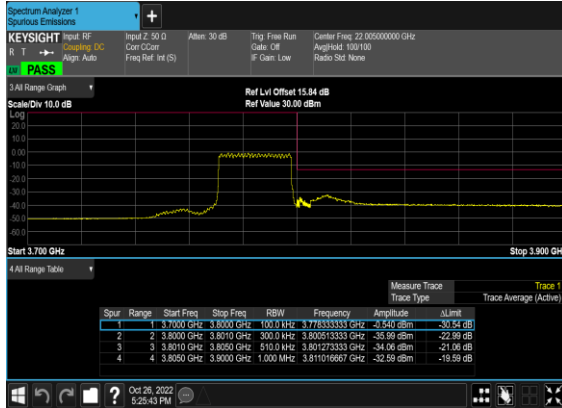
N78(30M)\_DFT-s-OFDM\_BPSK\_Edge\_1RB\_Right\_High\_CH



N78(30M)\_DFT-s-OFDM\_QPSK\_Edge\_1RB\_Right\_High\_CH



## N78(30M)\_DFT-s- OFDM\_BPSK\_Outer\_Full\_High\_CH



## N78(30M)\_DFT-s- OFDM\_QPSK\_Outer\_Full\_High\_CH





# Appendix B. Test Results of Radiated Test

## Radiated Spurious Emission

Test Engineer :	WenboXiao	Temperature :	22~25°C
		Relative Humidity :	48~52%

Note: Pre-scanned harmonic for the different antenna combinations, we choose the worst antenna mode to perform final test.

SA n77 / NR 100MHz / QPSK DFT-s-OFDM / ANT5									
Channel	Frequency ( MHz )	EIRP ( dBm )	Limit ( dBm )	Over Limit ( dB )	SPA Reading (dBm)	S.G. Power ( dBm )	TX Cable loss ( dB )	TX Antenna Gain (dBi)	Polarization (H/V)
Lowest	7402.12	-58.11	-13	-45.11	-60.46	-63.67	7.12	12.68	H
	11103.18	-54.63	-13	-41.63	-63.29	-57.96	8.26	11.59	H
	14804.24	-53.25	-13	-40.25	-64.78	-54.78	10.45	11.98	H
	7402.12	-55.18	-13	-42.18	-57.58	-60.74	7.12	12.68	V
	11103.18	-54.64	-13	-41.64	-63.01	-57.97	8.26	11.59	V
	14804.24	-53.22	-13	-40.22	-64.93	-54.75	10.45	11.98	V
Middle	7584.00	-53.70	-13	-40.70	-55.65	-59.26	7.14	12.70	H
	11376.00	-54.52	-13	-41.52	-64.30	-57.82	8.30	11.60	H
	15168.00	-55.57	-13	-42.57	-65.40	-57.09	10.48	12.00	H
	7584.00	-50.75	-13	-37.75	-52.49	-56.31	7.14	12.70	V
	11376.00	-54.13	-13	-41.13	-63.72	-57.43	8.30	11.60	V
	15168.00	-55.05	-13	-42.05	-65.19	-56.57	10.48	12.00	V
Highest	7763.08	-51.69	-13	-38.69	-54.09	-57.25	7.16	12.72	H
	11644.62	-53.89	-13	-40.89	-63.50	-57.19	8.33	11.63	H
	15526.16	-57.81	-13	-44.81	-65.77	-59.41	10.50	12.10	H
	7763.08	-49.49	-13	-36.49	-51.87	-55.05	7.16	12.72	V
	11644.62	-54.04	-13	-41.04	-63.68	-57.34	8.33	11.63	V
	15526.16	-57.75	-13	-44.75	-65.91	-59.35	10.50	12.10	V

Remark: Spurious emissions within 30-1000MHz were found more than 20dB below limit line.



EN-DC_12A_n77 / LTE 10MHz + NR 100MHz / QPSK / ANT4(LTE) & ANT5 (NR)									
Channel	Frequency ( MHz )	EIRP ( dBm )	Limit ( dBm )	Over Limit ( dB )	SPA Reading (dBm)	S.G. Power ( dBm )	TX Cable loss ( dB )	TX Antenna Gain (dBi)	Polarization (H/V)
NR n77 Lowest	6962	-58.70	-13	-45.70	-57.63	-64.38	7.10	12.78	H
	7402.9	-56.78	-13	-43.78	-55.58	-59.86	8.48	11.56	H
	11104.35	-53.13	-13	-40.13	-59.49	-54.48	10.65	12.00	H
	14805.8	-49.45	-13	-36.45	-60.05	-50.81	12.12	13.48	H
	6962	-58.14	-13	-45.14	-57.53	-63.82	7.10	12.78	V
	7402.9	-56.69	-13	-43.69	-55.51	-59.77	8.48	11.56	V
	11104.35	-53.42	-13	-40.42	-59.49	-54.77	10.65	12.00	V
	14805.8	-49.70	-13	-36.70	-59.75	-51.06	12.12	13.48	V
LTE Band 12 Lowest	1406	-64.76	-13	-51.76	-74.88	-68.01	4.00	9.40	H
	2109	-23.77	-13	-10.77	-36.43	-27.34	4.88	10.60	H
	2812	-61.08	-13	-48.08	-76.99	-66.01	5.52	12.60	H
	1406	-64.94	-13	-51.94	-74.62	-68.19	4.00	9.40	V
	2109	-18.94	-13	-5.94	-31.55	-22.51	4.88	10.60	V
	2812	-61.08	-13	-48.08	-77.18	-66.01	5.52	12.60	V
NR n77 Middle	6902.4	-58.74	-13	-45.74	-57.18	-64.41	7.13	12.80	H
	10353.6	-55.86	-13	-42.86	-58.65	-58.96	8.50	11.60	H
	13804.8	-49.95	-13	-36.95	-58.66	-51.29	10.68	12.02	H
	6902.4	-57.98	-13	-44.98	-56.9	-63.65	7.13	12.80	V
	10353.6	-56.61	-13	-43.61	-58.53	-59.71	8.50	11.60	V
	13804.8	-50.69	-13	-37.69	-58.74	-52.03	10.68	12.02	V
LTE Band 12 Middle	1406	-64.15	-13	-51.15	-74.27	-67.40	4.00	9.40	H
	2109	-17.16	-13	-4.16	-29.82	-20.73	4.88	10.60	H
	2812	-61.29	-13	-48.29	-77.20	-66.22	5.52	12.60	H
	1406	-64.76	-13	-51.76	-74.44	-68.01	4.00	9.40	V
	2109	-22.77	-13	-9.77	-35.38	-26.34	4.88	10.60	V
	2812	-61.08	-13	-48.08	-77.18	-66.01	5.52	12.60	V
NR n77 Highest	6962	-58.56	-13	-45.56	-57.49	-64.20	7.18	12.82	H
	7762.9	-55.89	-13	-42.89	-54.90	-58.98	8.54	11.63	H
	11644.35	-51.38	-13	-38.38	-58.76	-52.73	10.70	12.05	H
	15525.8	-48.65	-13	-35.65	-59.12	-50.03	12.18	13.56	H
	6962	-58.28	-13	-45.28	-57.67	-63.92	7.18	12.82	V
	7762.9	-52.00	-13	-39.00	-50.85	-55.09	8.54	11.63	V
	11644.35	-52.14	-13	-39.14	-59.17	-53.49	10.70	12.05	V
	15525.8	-49.87	-13	-36.87	-59.41	-51.25	12.18	13.56	V
LTE Band 12 Highest	1406	-64.80	-13	-51.80	-74.92	-68.05	4.00	9.40	H
	2109	-17.80	-13	-4.80	-30.46	-21.37	4.88	10.60	H
	2812	-60.94	-13	-47.94	-76.85	-65.87	5.52	12.60	H
	1406	-65.10	-13	-52.10	-74.78	-68.35	4.00	9.40	V
	2109	-23.11	-13	-10.11	-35.72	-26.68	4.88	10.60	V
	2812	-61.43	-13	-48.43	-77.53	-66.36	5.52	12.60	V

Remark: Spurious emissions within 30-1000MHz were found more than 20dB below limit line.



EN-DC_30A_n77 / LTE 10MHz + NR 100MHz / QPSK / ANT4(LTE) & ANT5 (NR)									
Channel	Frequency ( MHz )	EIRP ( dBm )	Limit ( dBm )	Over Limit ( dB )	SPA Reading (dBm)	S.G. Power ( dBm )	TX Cable loss ( dB )	TX Antenna Gain (dBi)	Polarization (H/V)
NR n77 Lowest	7402.36	-56.31	-13	-43.31	-55.91	-61.99	7.10	12.78	H
	11103.54	-52.40	-13	-39.40	-58.71	-55.48	8.48	11.56	H
	14804.72	-49.04	-13	-36.04	-60.02	-50.39	10.65	12.00	H
	7402.36	-55.52	-13	-42.52	-55.14	-61.2	7.10	12.78	V
	11103.54	-52.77	-13	-39.77	-58.79	-55.85	8.48	11.56	V
	14804.72	-48.93	-13	-35.93	-59.36	-50.28	10.65	12.00	V
LTE Band 30 Lowest	4611.00	-59.84	-40	-19.84	-80.85	-66.09	6.45	12.70	H
	6916.50	-59.47	-40	-19.47	-57.86	-62.87	8.40	11.80	H
	9222.00	-53.45	-40	-13.45	-57.41	-55.80	9.65	12.00	H
	4611.00	-59.43	-40	-19.43	-80.82	-65.68	6.45	12.70	V
	6916.50	-58.62	-40	-18.62	-57.49	-62.02	8.40	11.80	V
	9222.00	-54.28	-40	-14.28	-57.42	-56.63	9.65	12.00	V
NR n77 Middle	6902.4	-59.42	-13	-46.42	-57.70	-65.09	7.13	12.80	H
	7582.36	-53.37	-13	-40.37	-52.57	-56.47	8.50	11.60	H
	15164.72	-49.29	-13	-36.29	-59.97	-50.63	10.68	12.02	H
	6902.4	-58.64	-13	-45.64	-57.4	-64.31	7.13	12.80	V
	7582.36	-52.62	-13	-39.62	-51.78	-55.72	8.50	11.60	V
	15164.72	-50.12	-13	-37.12	-60.15	-51.46	10.68	12.02	V
LTE Band 30 Middle	4611.00	-60.53	-40	-20.53	-81.54	-66.78	6.45	12.70	H
	6916.50	-59.51	-40	-19.51	-57.90	-62.91	8.40	11.80	H
	9222.00	-53.63	-40	-13.63	-57.59	-55.98	9.65	12.00	H
	4611.00	-59.50	-40	-19.50	-80.89	-65.75	6.45	12.70	V
	6916.50	-58.35	-40	-18.35	-57.22	-61.75	8.40	11.80	V
	9222.00	-55.23	-40	-15.23	-58.37	-57.58	9.65	12.00	V
NR n77 Highest	6962	-58.94	-13	-45.94	-57.68	-64.58	7.18	12.82	H
	7762.36	-51.01	-13	-38.01	-50.48	-54.10	8.54	11.63	H
	15524.75	-49.19	-13	-36.19	-59.27	-50.54	10.70	12.05	H
	6962	-58.60	-13	-45.60	57.96	-64.24	7.18	12.82	V
	7762.36	-50.83	-13	-37.83	-50.14	-53.92	8.54	11.63	V
	15524.75	-50.51	-13	-37.51	-59.66	-51.86	10.70	12.05	V
LTE Band 30 Highest	4611.00	-60.28	-40	-20.28	-81.29	-66.53	6.45	12.70	H
	6916.50	-59.09	-40	-19.09	-57.48	-62.49	8.40	11.80	H
	9222.00	-51.97	-40	-11.97	-55.93	-54.32	9.65	12.00	H
	4611.00	-60.75	-40	-20.75	-82.14	-67.00	6.45	12.70	V
	6916.50	-58.81	-40	-18.81	-57.68	-62.21	8.40	11.80	V
	9222.00	-54.23	-40	-14.23	-57.37	-56.58	9.65	12.00	V

Remark: Spurious emissions within 30-1000MHz were found more than 20dB below limit line.