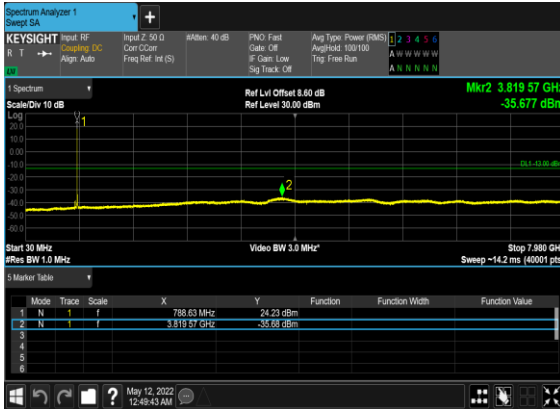
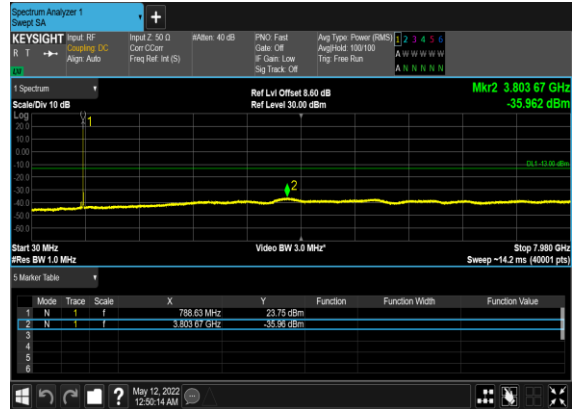


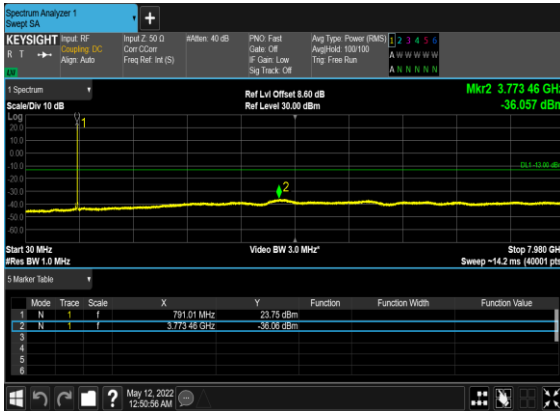
### N14(5M)\_DFT-s-OFDM\_BPSK\_Edge\_1RB\_Left\_Low\_CH



### N14(5M)\_DFT-s-OFDM\_QPSK\_Edge\_1RB\_Left\_Low\_CH



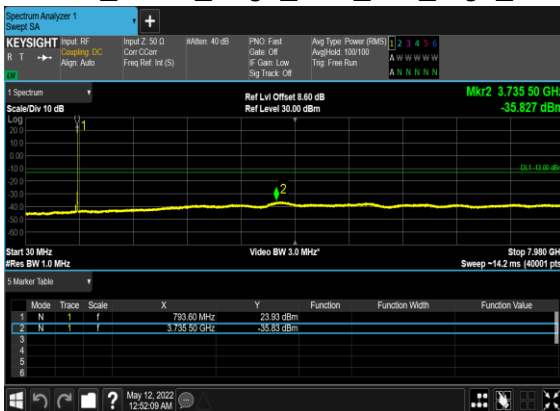
### N14(5M)\_DFT-s-OFDM\_BPSK\_Edge\_1RB\_Left\_Mid\_CH



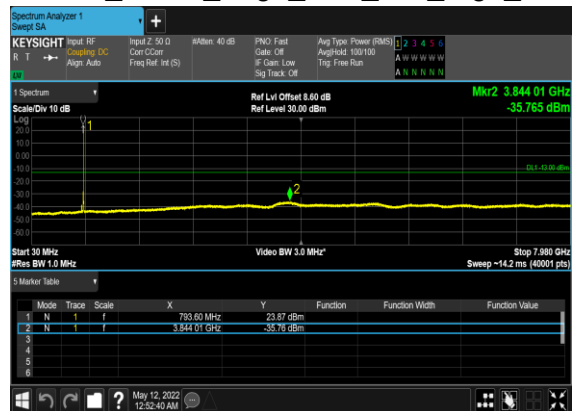
### N14(5M)\_DFT-s-OFDM\_QPSK\_Edge\_1RB\_Left\_Mid\_CH



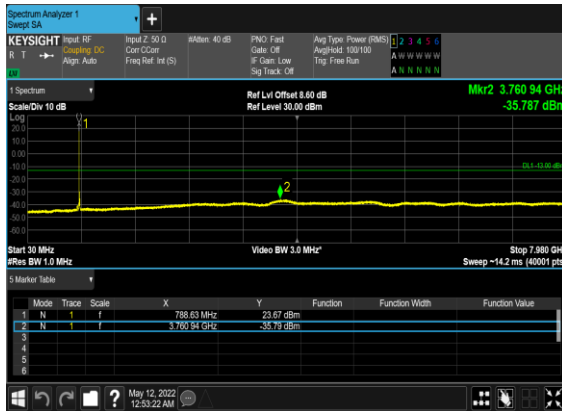
### N14(5M)\_DFT-s-OFDM\_BPSK\_Edge\_1RB\_Left\_High\_CH



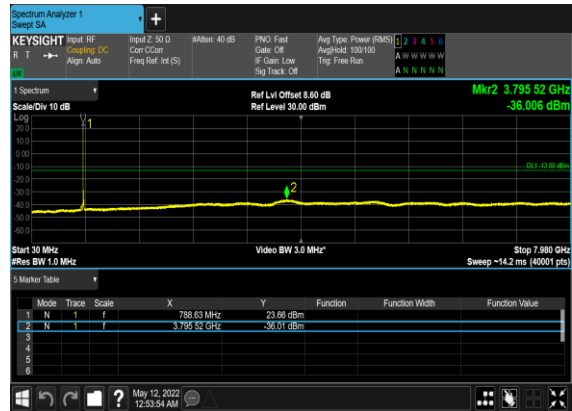
### N14(5M)\_DFT-s-OFDM\_QPSK\_Edge\_1RB\_Left\_High\_CH



## N14(10M)\_DFT-s-OFDM\_BPSK\_Edge\_1RB\_Left\_Mid\_CH



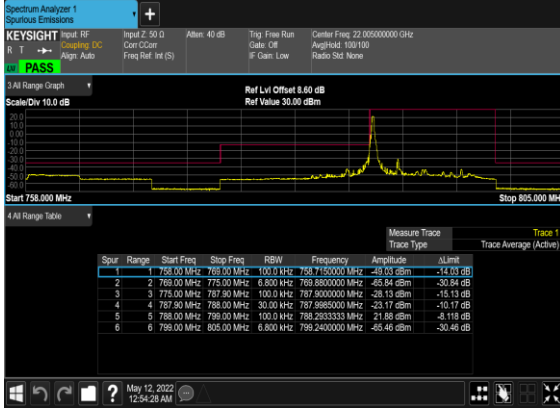
## N14(10M)\_DFT-s-OFDM\_QPSK\_Edge\_1RB\_Left\_Mid\_CH



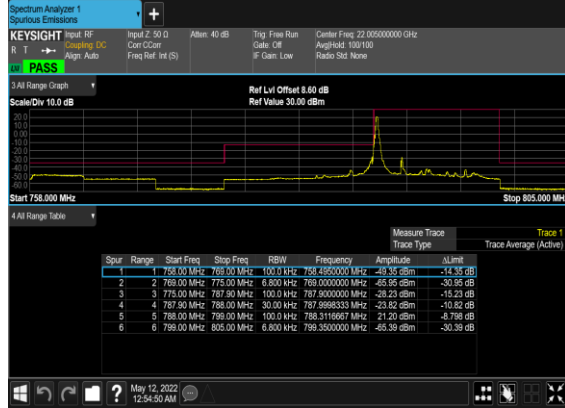
## Conducted Band Edge

NR Band	SCS (kHz)	Bandwidth (MHz)	Arfcn	Freq (MHz)	Modulation	RB	Result	Verdict
14	15	5	152100	790.5	DFT-s-OFDM BPSK	1@0	see graph	PASS
14	15	5	152100	790.5	DFT-s-OFDM QPSK	1@0	see graph	PASS
14	15	5	152100	790.5	DFT-s-OFDM BPSK	25@0	see graph	PASS
14	15	5	152100	790.5	DFT-s-OFDM QPSK	25@0	see graph	PASS
14	15	5	153100	795.5	DFT-s-OFDM BPSK	1@24	see graph	PASS
14	15	5	153100	795.5	DFT-s-OFDM QPSK	1@24	see graph	PASS
14	15	5	153100	795.5	DFT-s-OFDM BPSK	25@0	see graph	PASS
14	15	5	153100	795.5	DFT-s-OFDM QPSK	25@0	see graph	PASS
14	15	10	152600	793.0	DFT-s-OFDM BPSK	1@0	see graph	PASS
14	15	10	152600	793.0	DFT-s-OFDM QPSK	1@0	see graph	PASS
14	15	10	152600	793.0	DFT-s-OFDM BPSK	1@51	see graph	PASS
14	15	10	152600	793.0	DFT-s-OFDM QPSK	1@51	see graph	PASS
14	15	10	152600	793.0	DFT-s-OFDM BPSK	50@0	see graph	PASS
14	15	10	152600	793.0	DFT-s-OFDM QPSK	50@0	see graph	PASS

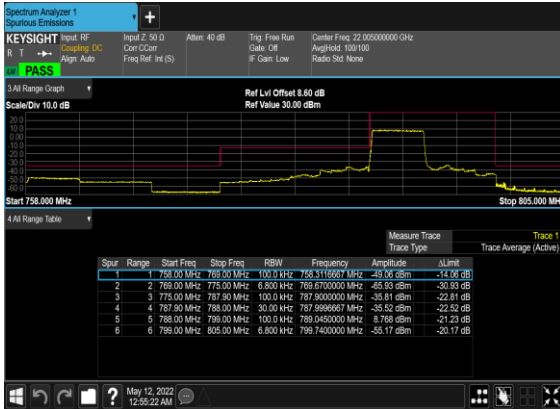
### N14(5M)\_DFT-s-OFDM\_BPSK\_Edge\_1RB\_Left\_Low\_CH



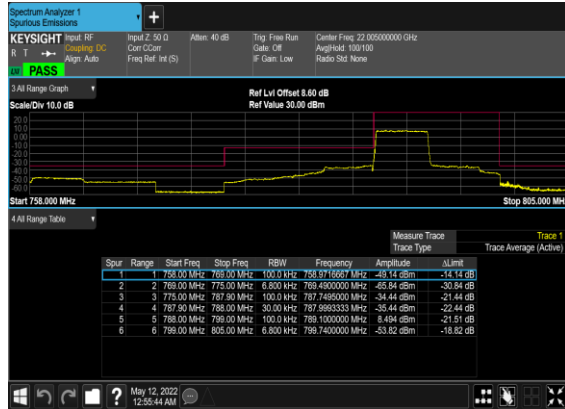
### N14(5M)\_DFT-s-OFDM\_QPSK\_Edge\_1RB\_Left\_Low\_CH



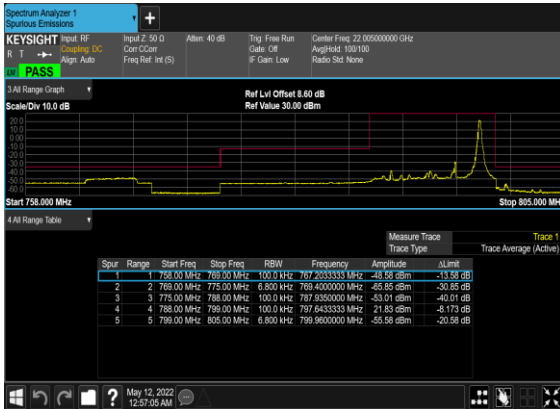
### N14(5M)\_DFT-s-OFDM\_BPSK\_Outer\_Full\_Low\_CH



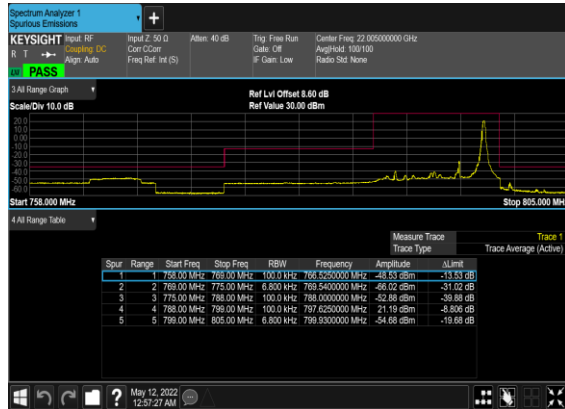
### N14(5M)\_DFT-s-OFDM\_QPSK\_Outer\_Full\_Low\_CH



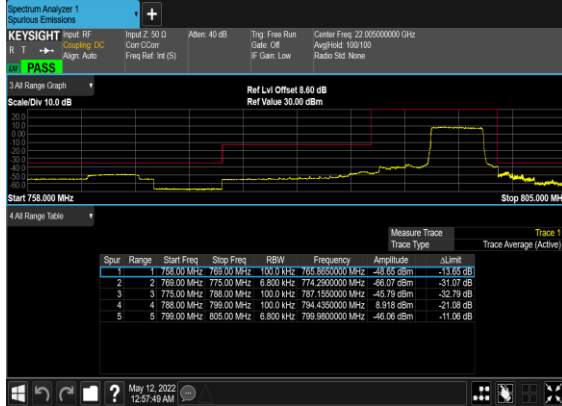
### N14(5M)\_DFT-s-OFDM\_BPSK\_Edge\_1RB\_Right\_High\_CH



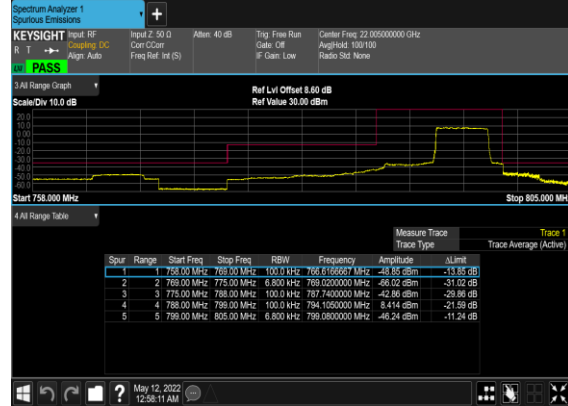
### N14(5M)\_DFT-s-OFDM\_QPSK\_Edge\_1RB\_Right\_High\_CH



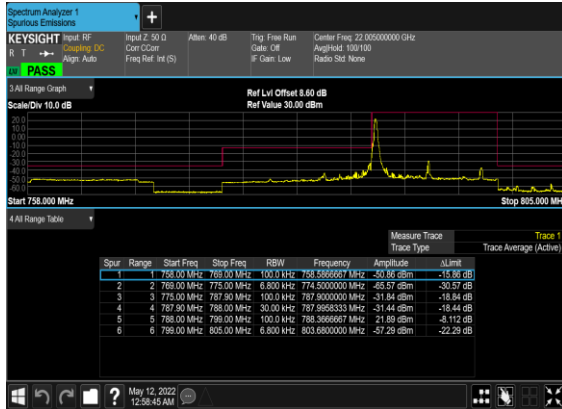
### N14(5M)\_DFT-s-OFDM\_BPSK\_Outer\_Full\_High\_CH



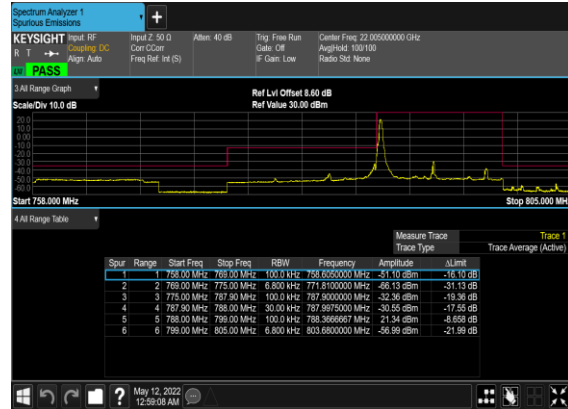
### N14(5M)\_DFT-s-OFDM\_QPSK\_Outer\_Full\_High\_CH



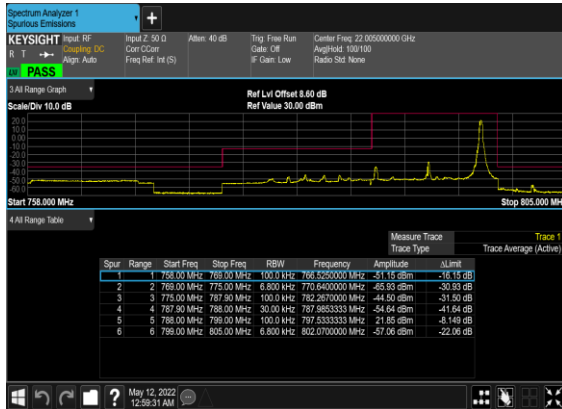
### N14(10M)\_DFT-s-OFDM\_BPSK\_Edge\_1RB\_Left\_Mid\_CH



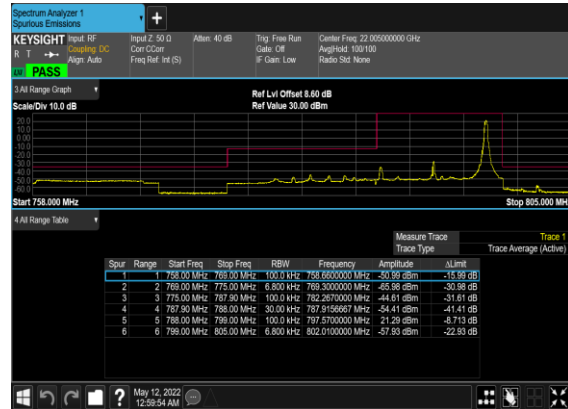
### N14(10M)\_DFT-s-OFDM\_QPSK\_Edge\_1RB\_Left\_Mid\_CH



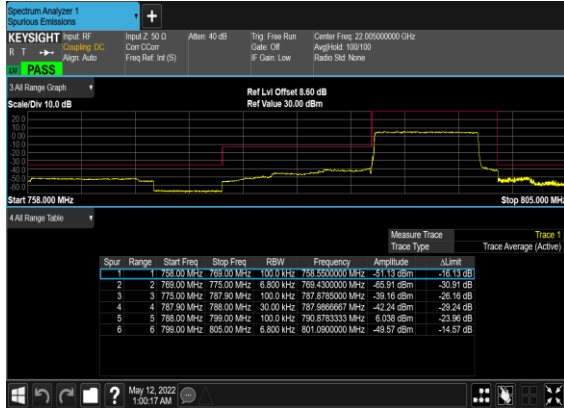
### N14(10M)\_DFT-s-OFDM\_BPSK\_Edge\_1RB\_Right\_Mid\_CH



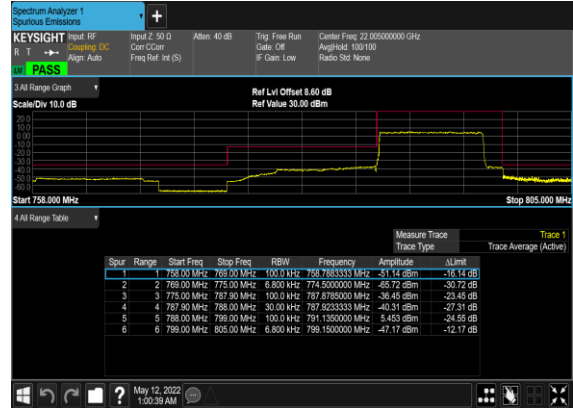
### N14(10M)\_DFT-s-OFDM\_QPSK\_Edge\_1RB\_Right\_Mid\_CH



## N14(10M)\_DFT-s- OFDM\_BPSK\_Outer\_Full\_Mid\_CH



## N14(10M)\_DFT-s- OFDM\_QPSK\_Outer\_Full\_Mid\_CH





### Appendix B. Test Results of Radiated Test

#### Field Strength of Spurious Radiated

Test Engineer :	Levi Zhuo	Temperature :	22~23°C
		Relative Humidity :	41~42%

SA 5G NR n14 / 5MHz / QPSK / ANT0									
Channel	Frequency ( MHz )	ERP ( dBm )	Limit ( dBm )	Over Limit ( dB )	SPA Reading (dBm)	S.G. Power ( dBm )	TX Cable loss ( dB )	TX Antenna Gain (dBi)	Polarization (H/V)
Lowest	1581	-67.33	-42.15	-25.18	-78.65	-70.56	3.98	9.36	H
	2371.5	-52.68	-13	-39.68	-70.65	-56.23	4.85	10.55	H
	3162	-60.37	-13	-47.37	-80.54	-65.30	5.50	12.58	H
	1581	-67.07	-42.15	-24.92	-78.96	-70.30	3.98	9.36	V
	2371.5	-54.57	-13	-41.57	-73.08	-58.12	4.85	10.55	V
	3162	-58.54	-13	-45.54	-80.64	-63.47	5.50	12.58	V
Middle	1586	-67.24	-42.15	-25.09	-78.56	-70.49	4.00	9.40	H
	2379	-53.17	-13	-40.17	-71.14	-56.74	4.88	10.60	H
	3172	-60.69	-13	-47.69	-80.90	-65.62	5.52	12.60	H
	1586	-66.70	-42.15	-24.55	-78.59	-69.95	4.00	9.40	V
	2379	-55.28	-13	-42.28	-73.79	-58.85	4.88	10.60	V
	3172	-58.54	-13	-45.54	-80.74	-63.47	5.52	12.60	V
Highest	1591	-67.70	-42.15	-25.55	-79.02	-70.87	4.10	9.42	H
	2386.5	-55.48	-13	-42.48	-73.45	-59.06	4.90	10.63	H
	3182	-60.98	-13	-47.98	-81.19	-65.90	5.55	12.62	H
	1591	-67.20	-42.15	-25.05	-79.05	-70.37	4.10	9.42	V
	2386.5	-56.44	-13	-43.44	-75.03	-60.02	4.90	10.63	V
	3182	-58.98	-13	-45.98	-81.18	-63.90	5.55	12.62	V

Remark: Spurious emissions within 30-1000MHz were found more than 20dB below limit line.



SA 5G NR n14 / 10MHz / QPSK / ANT0									
Channel	Frequency ( MHz )	ERP ( dBm )	Limit ( dBm )	Over Limit ( dB )	SPA Reading (dBm)	S.G. Power ( dBm )	TX Cable loss ( dB )	TX Antenna Gain (dBi)	Polarization (H/V)
Middle	1586	-67.14	-42.15	-24.99	-78.46	-70.39	4.00	9.40	H
	2379	-55.41	-13	-42.41	-73.38	-58.98	4.88	10.60	H
	3172	-60.35	-13	-47.35	-80.56	-65.28	5.52	12.60	H
	1586	-66.65	-42.15	-24.50	-78.54	-69.90	4.00	9.40	V
	2379	-56.67	-13	-43.67	-75.18	-60.24	4.88	10.60	V
	3172	-58.28	-13	-45.28	-80.48	-63.21	5.52	12.60	V

Remark: Spurious emissions within 30-1000MHz were found more than 20dB below limit line.

———— THE END ————