


Appendix D. SAR Test Setup Photos

Head Exposure Condition



Right Cheek, Test Separation 0 mm



Right Tilted, Test Separation 0 mm




Left Cheek, Test Separation 0 mm



Left Tilted, Test Separation 0 mm

Body-worn Exposure Condition



Front, Test Separation 5 mm



Back, Test Separation 5 mm


Product Specific 10g SAR




Front, Test Separation 0 mm



Back, Test Separation 0 mm




Right Side, Test Separation 0 mm




Top Side, Test Separation 0 mm

Appendix D. PD Test Setup Photos



Back, Test Separation 2 mm



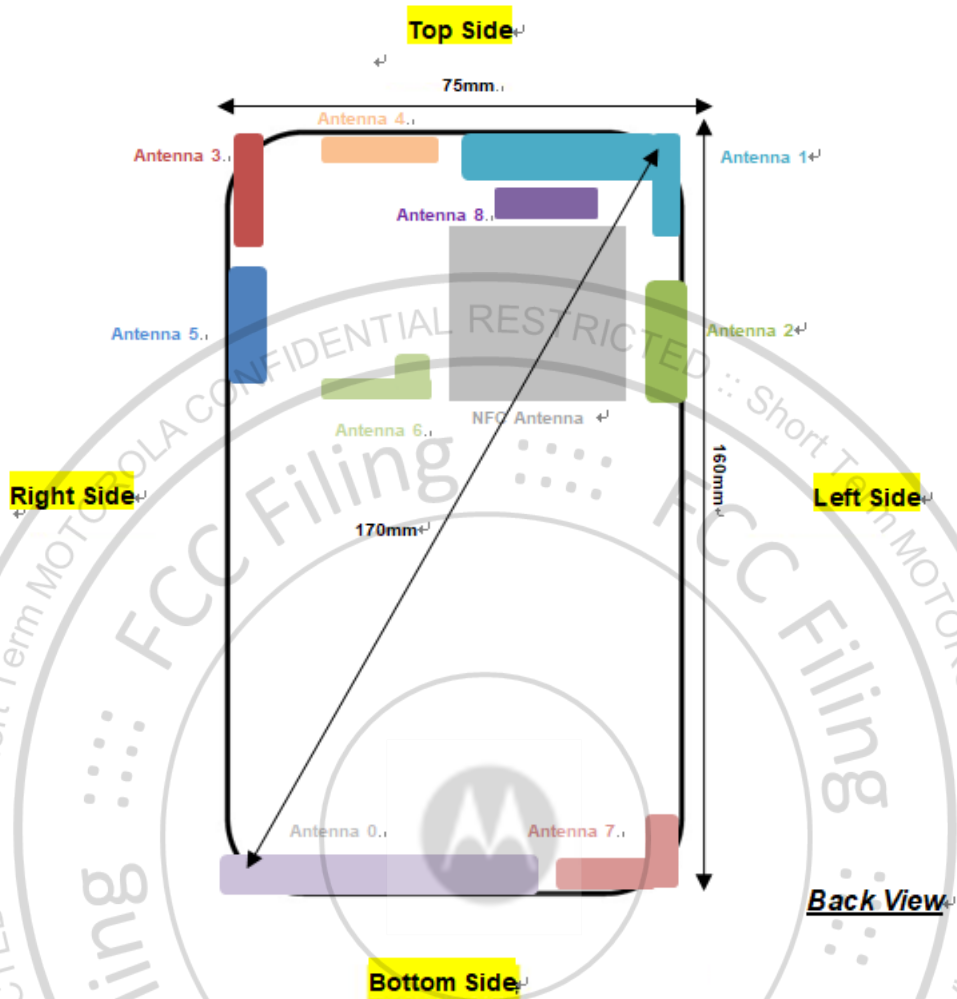
Back, Test Separation 10 mm



Back, Test Separation 8.59 mm



Antenna Location



Antenna	Support Band
Antenna 0	GSM: 850/1900<TX/RX> WCDMA: B2/B4/B5<TX/RX> LTE: B2/B4 /B7 / B13 /B66/B38/B41 <TX/RX> NR SA: n7/n38 <TX/RX> NR NSA: n7/n66 <TX/RX>
Antenna 1	GSM: 850<TX/RX> WCDMA: B5 <TX/RX> LTE: B2/B4/B5/B7/B12 /B17 /B26/B66/B38 <TX/RX> NR NSA: n2/n5 /n66 <TX/RX>
Antenna 2	NR: n78< RX>
Antenna 3	Bluetooth Chain 0<TX/RX> WIFI 2.4G Chain 0<TX/RX>
Antenna 4	LTE: B42 <TX/RX> NR SA/NSA: n78<TX/RX>
Antenna 5	Bluetooth Chain 1<TX/RX> WIFI 2.4G Chain 1<TX/RX> WIFI 5G/6E Chain 1<TX/RX>
Antenna 6	WIFI 5G/6E Chain 0<TX/RX>
Antenna 7	NR: n78<RX>
Antenna 8	NR: n78<RX>
NFC Antenna	NFC<TX/RX>

Note:

- 5G NR n78 ant 2, ant 7 and ant 8 support SRS (Sounding Reference Signal) functionality.
- LTE Band 2/7/38/66 ant 1 only for EN-DC combination, and LTE Band 4 ant 1 only for LTE inter-band uplink CA or EN-DC combination.

