


## Appendix D. SAR Test Setup Photos

### Head Exposure Condition



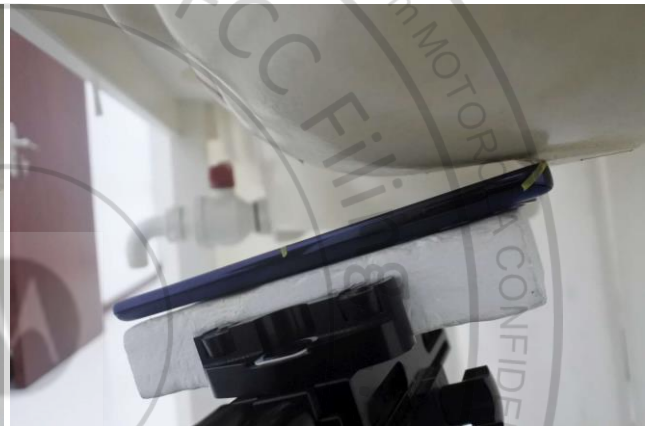
Right Cheek, Test Separation 0 mm



Right Tilted, Test Separation 0 mm



Left Cheek, Test Separation 0 mm



Left Tilted, Test Separation 0 mm

### Body-worn Exposure Condition



Front, Test Separation 5 mm



Back, Test Separation 5 mm

Product Specific 10g SAR



Front, Test Separation 0 mm



Back, Test Separation 0 mm



Left Side, Test Separation 0 mm



Right Side, Test Separation 0 mm



Top Side, Test Separation 0 mm



Bottom Side, Test Separation 0 mm


**Appendix D. PD Test Setup Photos**



**Back, Test Separation 2 mm**

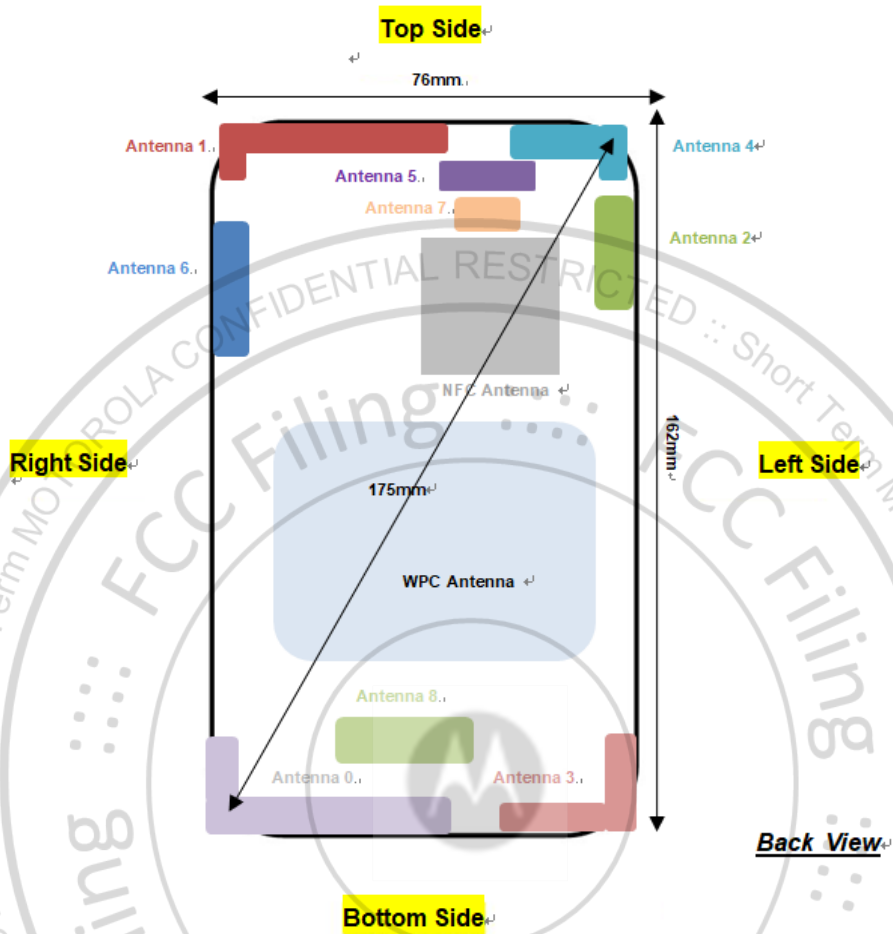


**Back, Test Separation 10 mm**



**Back, Test Separation 8.59 mm**

### Antenna Location



Antenna	Support Band
Antenna 0	GSM: 850/1900<TX/RX> WCDMA: B2/B4/B5<TX/RX> LTE: B2/B4/B5/B7/B12/ B13/B17/B25/B26/B66/B38/B41 <TX/RX> NR: n5/n7 <TX/RX>
Antenna 1	GSM: 850<TX/RX> WCDMA: B5 <TX/RX> LTE: B2/B4/B5/B7/B12/ B13/B17/B25/B26/B66/B38/B41 <TX/RX> NR: n7/n66/n38 <TX/RX>
Antenna 2	LTE: B42/B43/B48<TX/RX> NR: n77/n78<TX/RX>
Antenna 3	NR: n78<RX>
Antenna 4	Bluetooth Chain 0<TX/RX> WIFI 2.4G Chain 0<TX/RX>
Antenna 5	WIFI 5G/6E Chain 0<TX/RX>
Antenna 6	Bluetooth Chain 1<TX/RX> WIFI 2.4G Chain 1<TX/RX> WIFI 5G/6E Chain 1<TX/RX>
Antenna 7	NR: n78<RX>
Antenna 8	NR: n78<RX>
NFC Antenna	NFC<TX/RX>
WPC Antenna	WPC<TX/RX>

Note: 5G NR n78 ant 3, ant 7 and ant 8 support SRS (Sounding Reference Signal) functionality.