



Portable Cellular Phone SAR Test Report

Photographs of the Device Under Test



Figure 1: Phone Front and Back




Figure 2: Cheek Position



Figure 3: Tilt Position



Figure 4: Back of Phone facing Phantom




Figure 5: Long Edge (Right / Left) of Phone facing Phantom




Figure 6: Short Edge (Top / Bottom) of Phone facing Phantom