



## **Portable Cellular Phone SAR Test Report**

### **Photographs of the Device Under Test**



Figure 1: Phone Front and Back

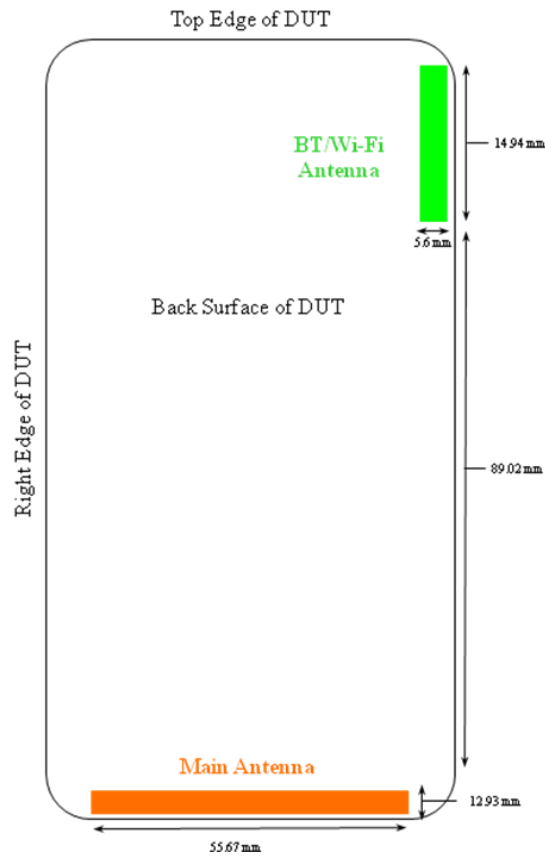


Figure 2: Antenna Separation Distances




Figure 3: Cheek Position, Front of Head of Phantom



Figure 4: Cheek Position, Top of Head of Phantom




Figure 5: Tilt Position, Front of Head of Phantom



Figure 6: Tilt Position, Top of Head of Phantom



Figure 7: Body Position, Back of Phone facing Phantom (10 mm separation)




Figure 8: Body Position, Long Edge of Phone facing Phantom (10 mm separation)




Figure 9: Body Position, Short Edge of Phone facing Phantom (10 mm separation)