



Portable Cellular Phone SAR Test Report

Photographs of the Device Under Test



Figure 1: Phone Closed: Front and Back



Figure 2: Phone Open: Front and Back

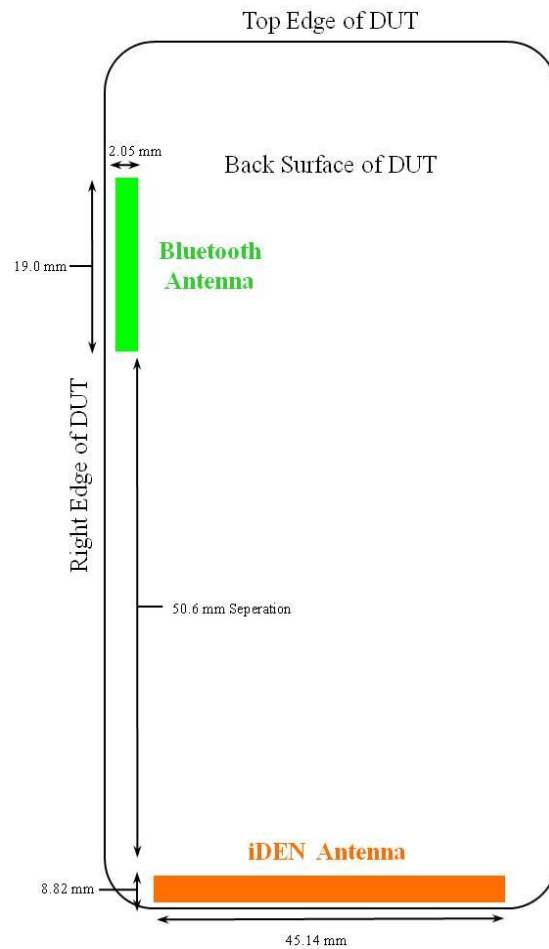


Figure 3: Antenna Separation Distances



Figure 4: Cheek Position, Front of Head of Phantom



Figure 5: Cheek Position, Top of Head of Phantom



Figure 6: Tilt Position, Front of Head of Phantom




Figure 7: Tilt Position, Top of Head of Phantom




Figure 8: Phone Open, Flat against Phantom Position (Push-to-talk)



Figure 9: Phone Closed, Flat against Phantom Position (Body Worn)