



Appendix A. SAR Plots of System Verification

The plots for system verification are shown as follows.

System Check_H750_120903

DUT: Dipole 750 MHz; Type: D750V3; SN: 1013

Communication System: CW; Frequency: 750 MHz; Duty Cycle: 1:1

Medium: H750_0903 Medium parameters used: $f = 750 \text{ MHz}$; $\sigma = 0.908 \text{ mho/m}$; $\epsilon_r = 40.492$; $\rho = 1000 \text{ kg/m}^3$

Ambient Temperature : 21.5 °C ; Liquid Temperature : 20.6 °C

DASY5 Configuration:

- Probe: EX3DV4 - SN3590; ConvF(10.62, 10.62, 10.62); Calibrated: 2012/02/23;
- Sensor-Surface: 2mm (Mechanical Surface Detection)
- Electronics: DAE3 Sn579; Calibrated: 2012/04/27
- Phantom: SAM Phantom_Left; Type: SAM V4.0; Serial: TP 1202
- Measurement SW: DASY52, Version 52.8 (2); SEMCAD X Version 14.6.6 (6824)

Pin=250mW/Area Scan (61x61x1): Measurement grid: dx=15mm, dy=15mm

Maximum value of SAR (interpolated) = 2.82 W/kg

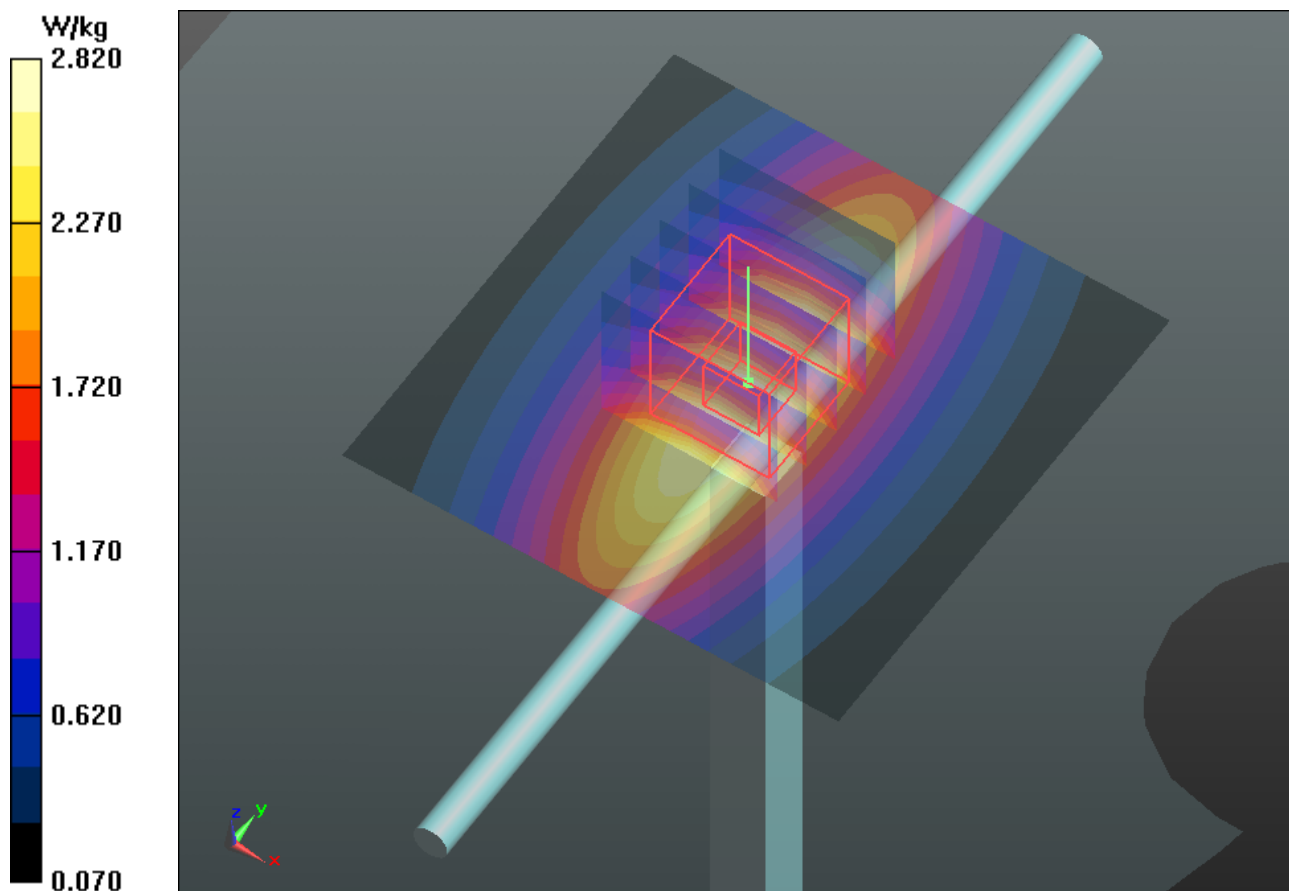
Pin=250mW/Zoom Scan (5x5x7)/Cube 0: Measurement grid: dx=8mm, dy=8mm, dz=5mm

Reference Value = 53.741 V/m; Power Drift = -0.00 dB

Peak SAR (extrapolated) = 3.288 mW/g

SAR(1 g) = 2.23 mW/g; SAR(10 g) = 1.49 mW/g

Maximum value of SAR (measured) = 2.81 W/kg



System Check_H750_120925

DUT: Dipole 750 MHz; Type: D750V3; SN: 1013

Communication System: CW; Frequency: 750 MHz; Duty Cycle: 1:1

Medium: H750_0925 Medium parameters used: $f = 750$ MHz; $\sigma = 0.892$ mho/m; $\epsilon_r = 41.542$; $\rho = 1000$ kg/m³

Ambient Temperature : 22.5 °C; Liquid Temperature : 21.3 °C

DASY5 Configuration:

- Probe: EX3DV4 - SN3650; ConvF(9.2, 9.2, 9.2); Calibrated: 2011/10/26;
- Sensor-Surface: 2mm (Mechanical Surface Detection)
- Electronics: DAE4 Sn861; Calibrated: 2012/08/23
- Phantom: SAM Phantom_Left; Type: SAM V4.0; Serial: TP 1202
- Measurement SW: DASY52, Version 52.8 (2); SEMCAD X Version 14.6.6 (6824)

Pin=250mW/Area Scan (61x121x1): Measurement grid: dx=15mm, dy=15mm

Maximum value of SAR (interpolated) = 2.82 W/kg

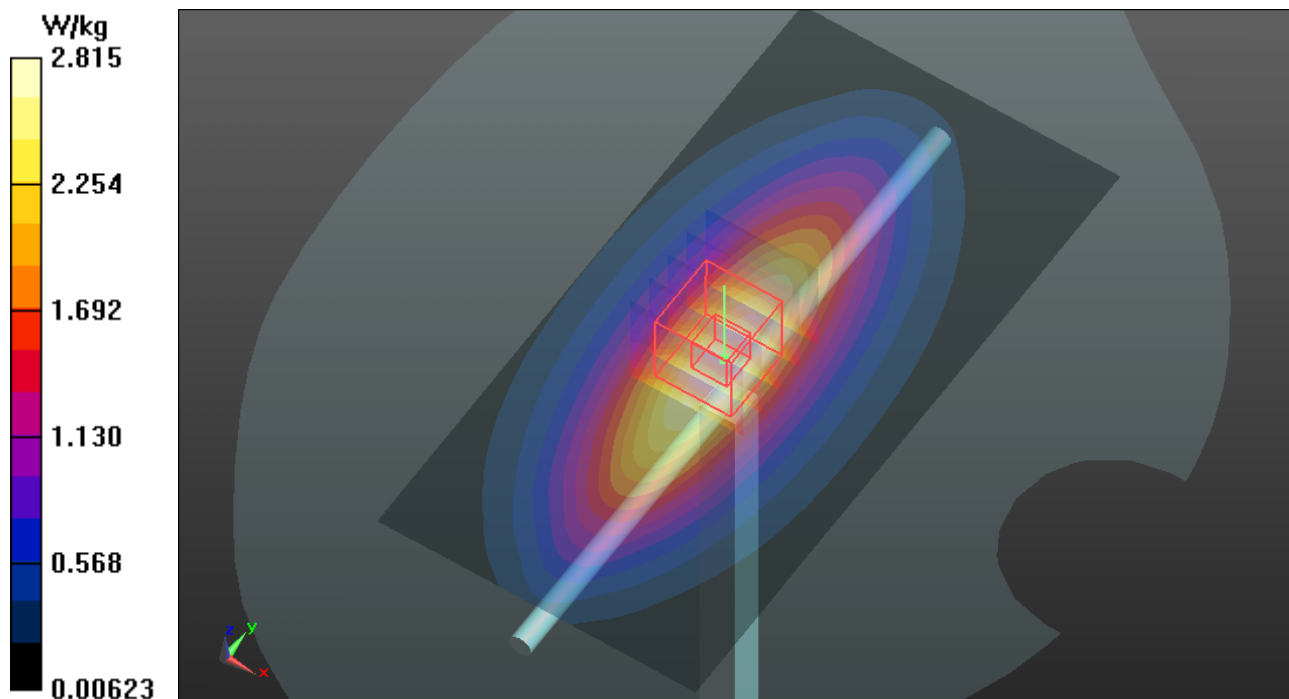
Pin=250mW/Zoom Scan (5x5x7)/Cube 0: Measurement grid: dx=8mm, dy=8mm, dz=5mm

Reference Value = 53.301 V/m; Power Drift = 0.02 dB

Peak SAR (extrapolated) = 3.280 mW/g

SAR(1 g) = 2.26 mW/g; SAR(10 g) = 1.52 mW/g

Maximum value of SAR (measured) = 2.83 W/kg



System Check_H750_121019

DUT: Dipole 750 MHz; Type: D750V3; SN: 1013

Communication System: CW; Frequency: 750 MHz; Duty Cycle: 1:1

Medium: H750_1019 Medium parameters used: $f = 750$ MHz; $\sigma = 0.885$ mho/m; $\epsilon_r = 40.053$; $\rho = 1000$ kg/m³

Ambient Temperature : 22.3 °C; Liquid Temperature : 21.5 °C

DASY5 Configuration:

- Probe: EX3DV4 - SN3590; ConvF(10.62, 10.62, 10.62); Calibrated: 2012/02/23;
- Sensor-Surface: 2mm (Mechanical Surface Detection)
- Electronics: DAE4 Sn861; Calibrated: 2012/08/23
- Phantom: SAM Phantom_Front; Type: SAM V4.0; Serial: TP 1485
- Measurement SW: DASY52, Version 52.8 (2); SEMCAD X Version 14.6.6 (6824)

Pin=250mW/Area Scan (61x61x1): Measurement grid: dx=15mm, dy=15mm

Maximum value of SAR (interpolated) = 2.82 W/kg

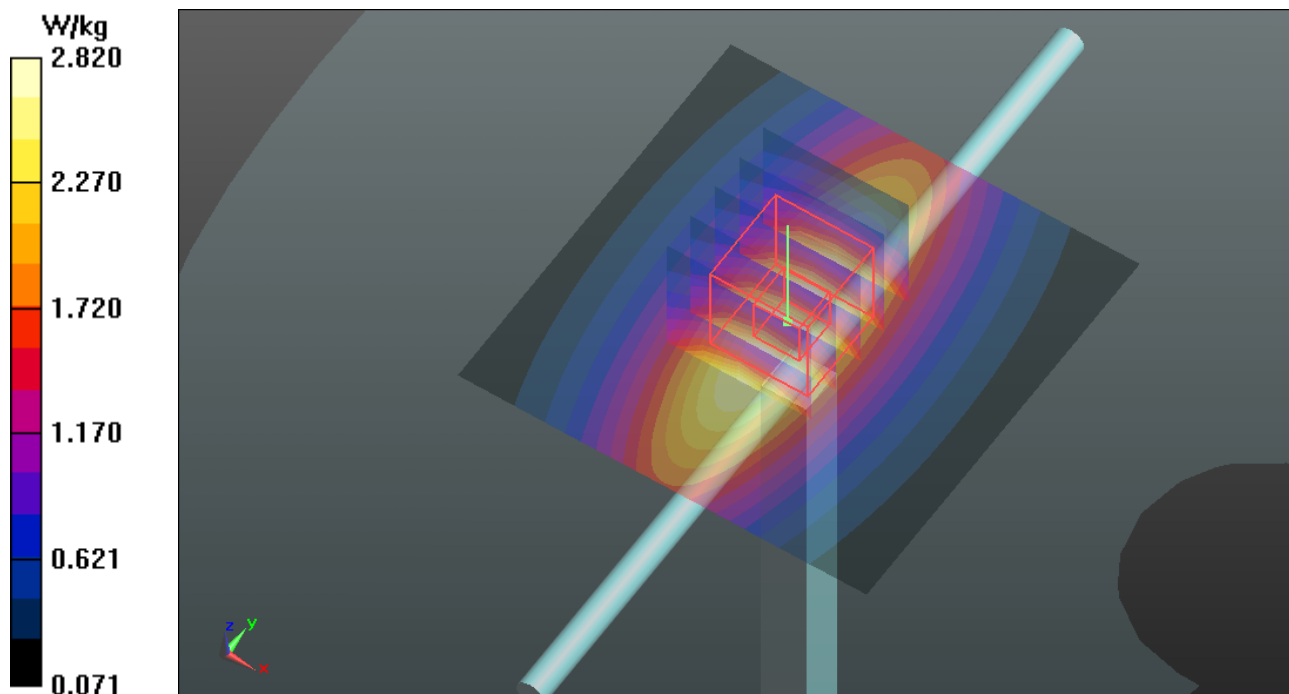
Pin=250mW/Zoom Scan (5x5x7)/Cube 0: Measurement grid: dx=8mm, dy=8mm, dz=5mm

Reference Value = 54.723 V/m; Power Drift = -0.02 dB

Peak SAR (extrapolated) = 3.340 mW/g

SAR(1 g) = 2.26 mW/g; SAR(10 g) = 1.51 mW/g

Maximum value of SAR (measured) = 2.85 W/kg



System Check_H835_120901

DUT: Dipole 835 MHz; Type: D835V2; SN: 4d021

Communication System: CW; Frequency: 835 MHz; Duty Cycle: 1:1

Medium: H835_0901 Medium parameters used: $f = 835$ MHz; $\sigma = 0.916$ mho/m; $\epsilon_r = 42.727$; $\rho = 1000$ kg/m³

Ambient Temperature : 21.8 °C ; Liquid Temperature : 20.9 °C

DASY5 Configuration:

- Probe: EX3DV4 - SN3650; ConvF(8.87, 8.87, 8.87); Calibrated: 2011/10/26;
- Sensor-Surface: 2mm (Mechanical Surface Detection)
- Electronics: DAE4 Sn910; Calibrated: 2011/12/07
- Phantom: SAM Phantom_Left; Type: SAM V4.0; Serial: TP 1202
- Measurement SW: DASY52, Version 52.8 (2); SEMCAD X Version 14.6.6 (6824)

Pin=250mW/Area Scan (61x61x1): Measurement grid: dx=15mm, dy=15mm

Maximum value of SAR (interpolated) = 3.07 W/kg

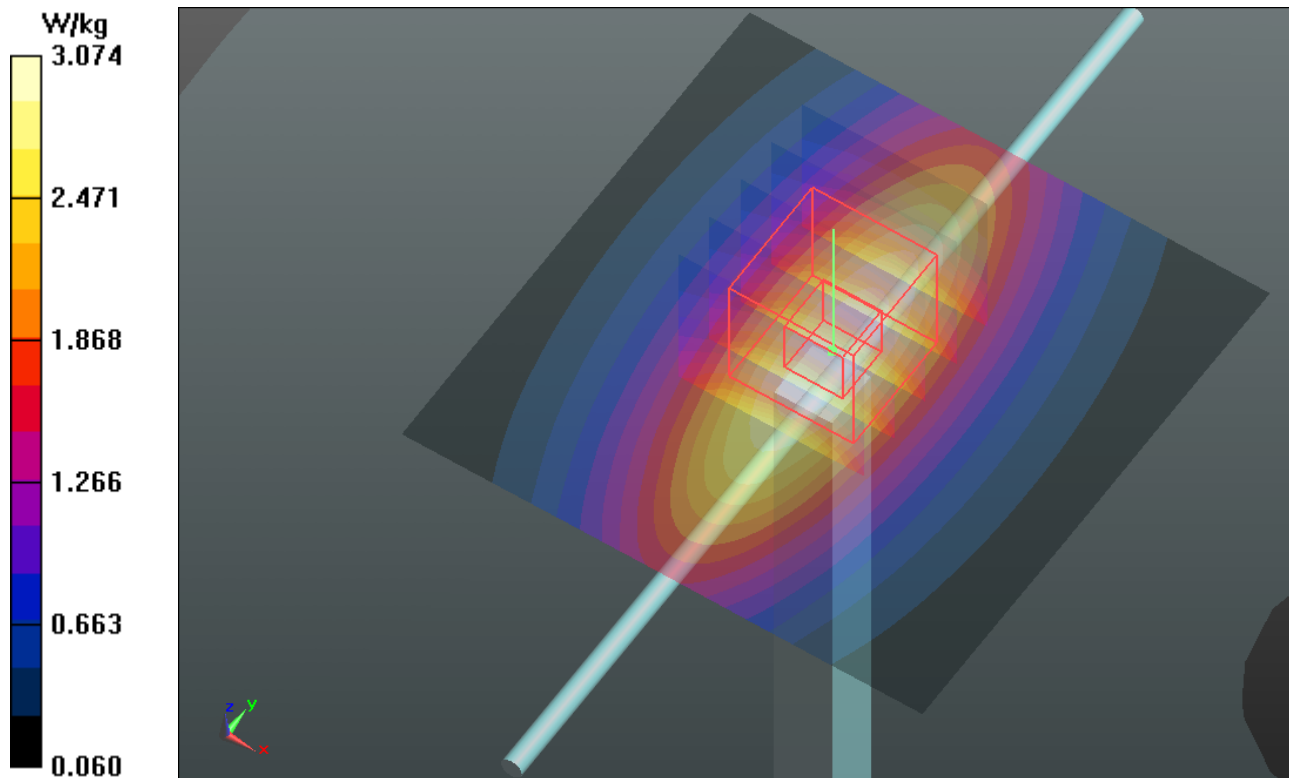
Pin=250mW/Zoom Scan (5x5x7)/Cube 0: Measurement grid: dx=8mm, dy=8mm, dz=5mm

Reference Value = 55.976 V/m; Power Drift = -0.02 dB

Peak SAR (extrapolated) = 3.564 mW/g

SAR(1 g) = 2.42 mW/g; SAR(10 g) = 1.6 mW/g

Maximum value of SAR (measured) = 3.07 W/kg



System Check_H835_120903

DUT: Dipole 835 MHz; Type: D835V2; SN: 4d021

Communication System: CW; Frequency: 835 MHz; Duty Cycle: 1:1

Medium: H835_0903 Medium parameters used: $f = 835$ MHz; $\sigma = 0.917$ mho/m; $\epsilon_r = 42.809$; $\rho = 1000$ kg/m³

Ambient Temperature : 21.5 °C ; Liquid Temperature : 20.6 °C

DASY5 Configuration:

- Probe: EX3DV4 - SN3590; ConvF(10.14, 10.14, 10.14); Calibrated: 2012/02/23;
- Sensor-Surface: 2mm (Mechanical Surface Detection)
- Electronics: DAE3 Sn579; Calibrated: 2012/04/27
- Phantom: SAM Phantom_Left; Type: SAM V4.0; Serial: TP 1202
- Measurement SW: DASY52, Version 52.8 (2); SEMCAD X Version 14.6.6 (6824)

Pin=250mW/Area Scan (61x61x1): Measurement grid: dx=15mm, dy=15mm

Maximum value of SAR (interpolated) = 3.08 W/kg

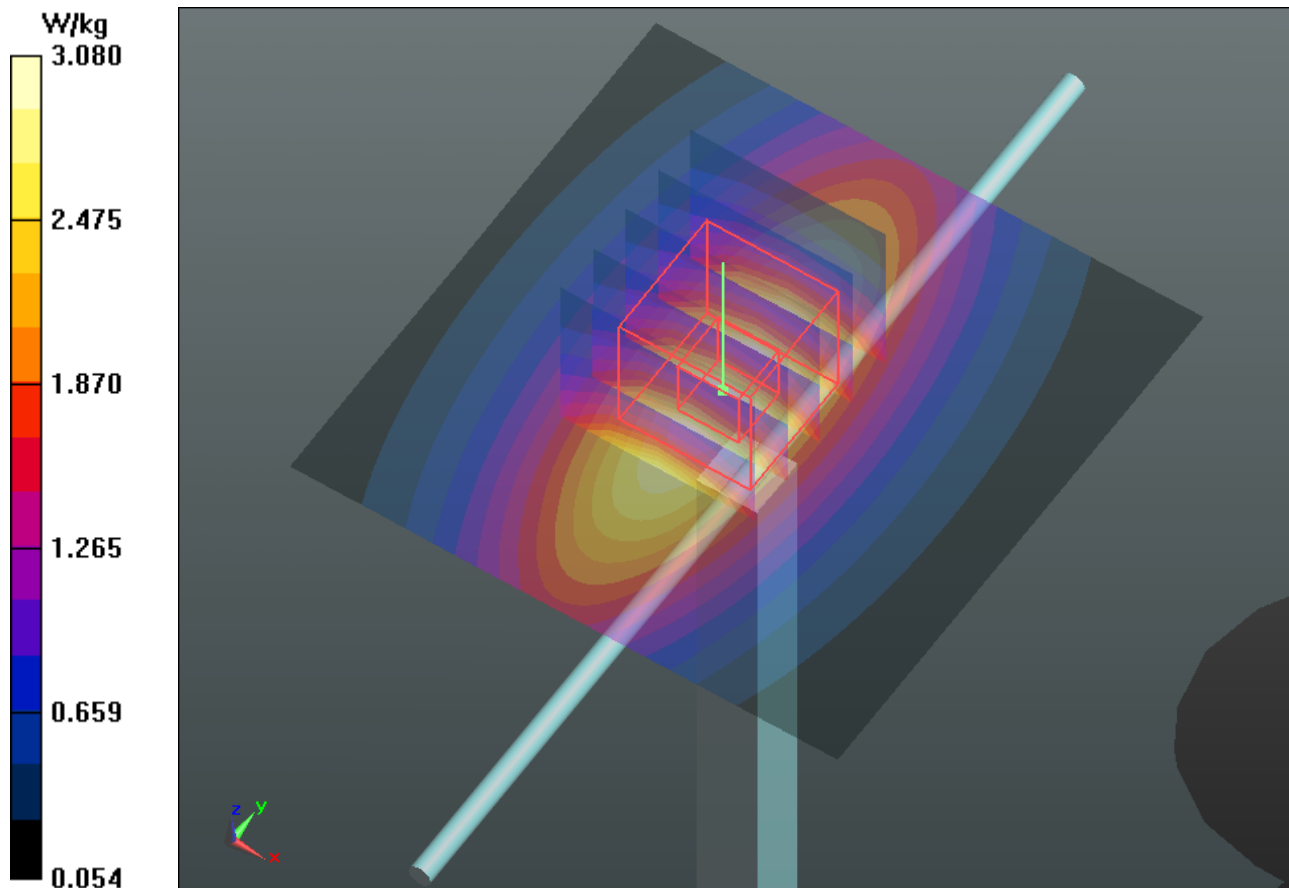
Pin=250mW/Zoom Scan (5x5x7)/Cube 0: Measurement grid: dx=8mm, dy=8mm, dz=5mm

Reference Value = 55.379 V/m; Power Drift = 0.01 dB

Peak SAR (extrapolated) = 3.654 mW/g

SAR(1 g) = 2.43 mW/g; SAR(10 g) = 1.59 mW/g

Maximum value of SAR (measured) = 3.09 W/kg



System Check_H835_120925

DUT: Dipole 835 MHz; Type: D835V2; SN: 4d021

Communication System: CW; Frequency: 835 MHz; Duty Cycle: 1:1

Medium: H835_0925 Medium parameters used: $f = 835$ MHz; $\sigma = 0.897$ mho/m; $\epsilon_r = 41.95$; $\rho = 1000$ kg/m³

Ambient Temperature : 22.3 °C ; Liquid Temperature : 21.2 °C

DASY5 Configuration:

- Probe: EX3DV4 - SN3650; ConvF(8.87, 8.87, 8.87); Calibrated: 2011/10/26;
- Sensor-Surface: 2mm (Mechanical Surface Detection)
- Electronics: DAE4 Sn861; Calibrated: 2012/08/23
- Phantom: SAM Phantom_Left; Type: SAM V4.0; Serial: TP 1202
- Measurement SW: DASY52, Version 52.8 (2); SEMCAD X Version 14.6.6 (6824)

Pin=250mW/Area Scan (61x61x1): Measurement grid: dx=15mm, dy=15mm

Maximum value of SAR (interpolated) = 3.08 W/kg

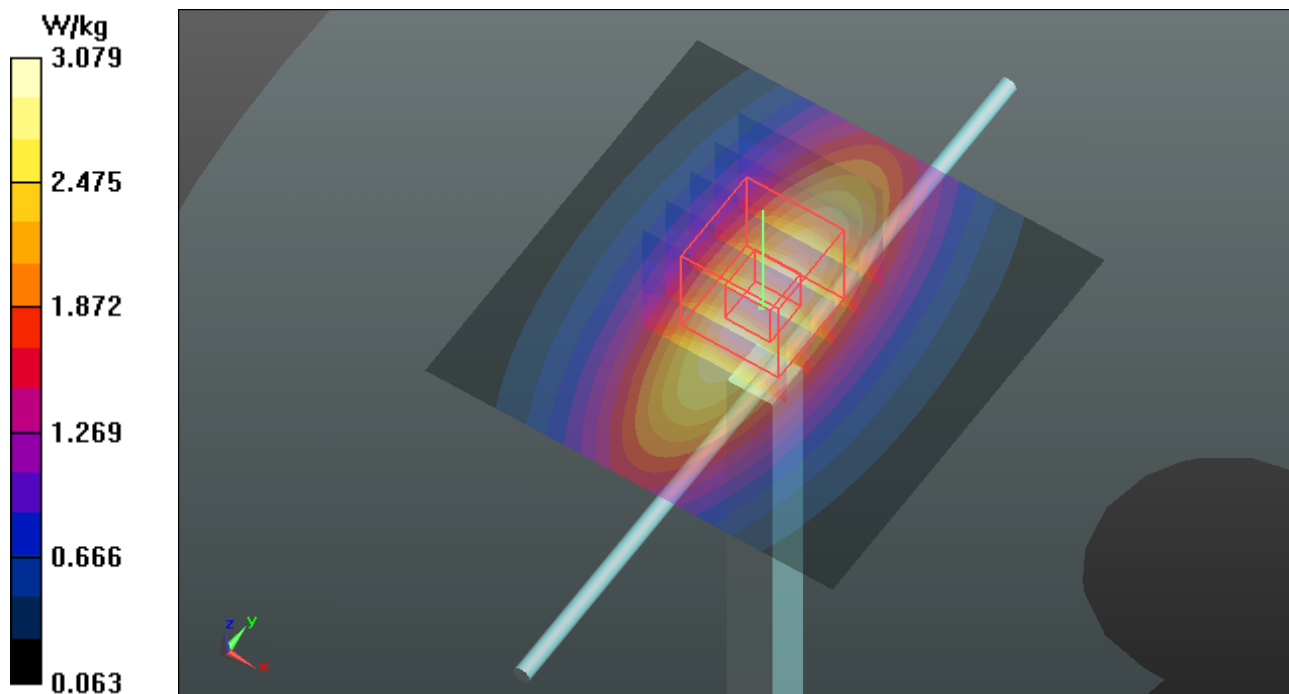
Pin=250mW/Zoom Scan (5x5x7)/Cube 0: Measurement grid: dx=8mm, dy=8mm, dz=5mm

Reference Value = 56.654 V/m; Power Drift = -0.03 dB

Peak SAR (extrapolated) = 3.591 mW/g

SAR(1 g) = 2.43 mW/g; SAR(10 g) = 1.61 mW/g

Maximum value of SAR (measured) = 3.08 W/kg



System Check_H835_121016

DUT: Dipole 835 MHz; Type: D835V2; SN: 4d021

Communication System: CW; Frequency: 835 MHz; Duty Cycle: 1:1

Medium: H835_1016 Medium parameters used: $f = 835$ MHz; $\sigma = 0.89$ mho/m; $\epsilon_r = 40.669$; $\rho = 1000$ kg/m³

Ambient Temperature : 21.7 °C ; Liquid Temperature : 20.2 °C

DASY5 Configuration:

- Probe: EX3DV4 - SN3864; ConvF(9.8, 9.8, 9.8); Calibrated: 2012/07/19;
- Sensor-Surface: 2mm (Mechanical Surface Detection)
- Electronics: DAE3 Sn579; Calibrated: 2012/04/27
- Phantom: SAM with CRP v5.0 Front; Type: QD000P40CD; Serial: TP:1653
- Measurement SW: DASY52, Version 52.8 (2); SEMCAD X Version 14.6.6 (6824)

Pin=250mW/Area Scan (61x61x1): Measurement grid: dx=15mm, dy=15mm

Maximum value of SAR (interpolated) = 3.01 W/kg

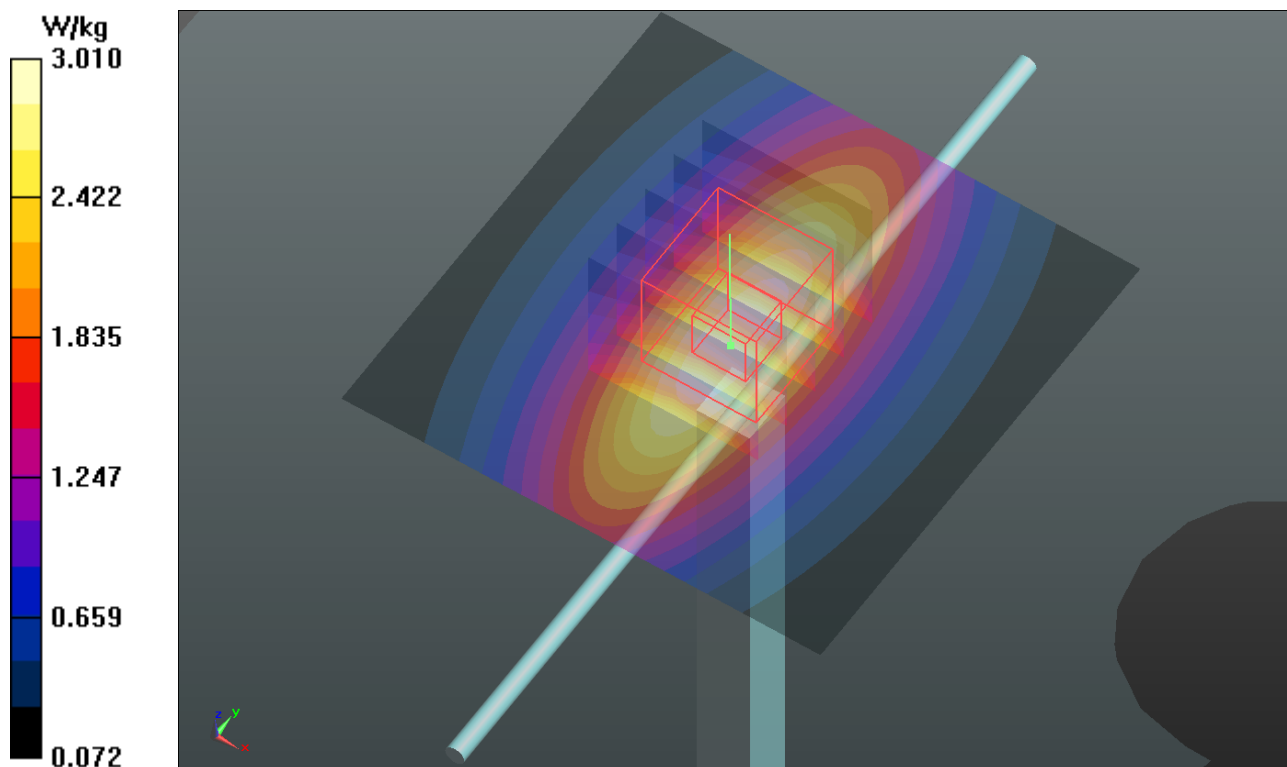
Pin=250mW/Zoom Scan (5x5x7)/Cube 0: Measurement grid: dx=8mm, dy=8mm, dz=5mm

Reference Value = 55.937 V/m; Power Drift = -0.00 dB

Peak SAR (extrapolated) = 3.577 mW/g

SAR(1 g) = 2.36 mW/g; SAR(10 g) = 1.55 mW/g

Maximum value of SAR (measured) = 3.00 W/kg



System Check_H835_121019

DUT: Dipole 835 MHz; Type: D835V2; SN: 4d021

Communication System: CW; Frequency: 835 MHz; Duty Cycle: 1:1

Medium: H835_1019 Medium parameters used: $f = 835 \text{ MHz}$; $\sigma = 0.886 \text{ mho/m}$; $\epsilon_r = 42.111$; $\rho = 1000 \text{ kg/m}^3$

Ambient Temperature : 22.5 °C ; Liquid Temperature : 21.5 °C

DASY5 Configuration:

- Probe: EX3DV4 - SN3590; ConvF(10.14, 10.14, 10.14); Calibrated: 2012/02/23;
- Sensor-Surface: 2mm (Mechanical Surface Detection)
- Electronics: DAE4 Sn861; Calibrated: 2012/08/23
- Phantom: SAM Phantom_Front; Type: SAM V4.0; Serial: TP 1485
- Measurement SW: DASY52, Version 52.8 (2); SEMCAD X Version 14.6.6 (6824)

Pin=250mW/Area Scan (61x61x1): Measurement grid: dx=15mm, dy=15mm

Maximum value of SAR (interpolated) = 2.98 W/kg

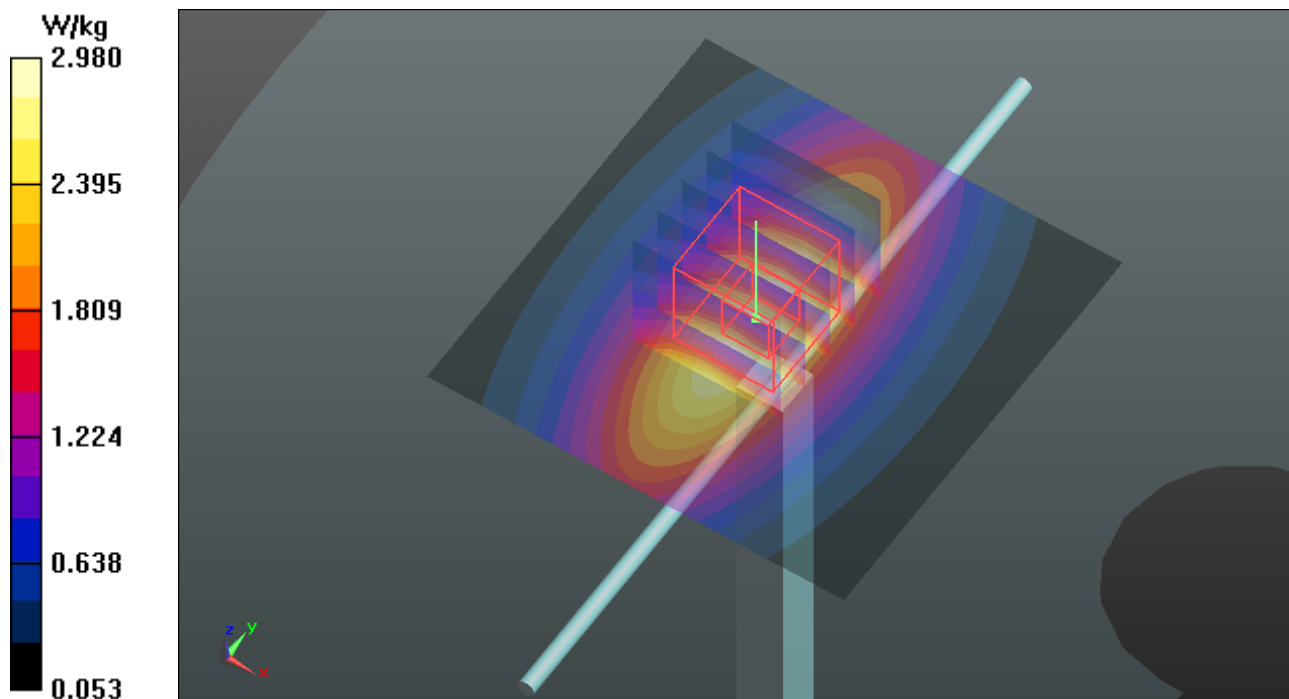
Pin=250mW/Zoom Scan (5x5x7)/Cube 0: Measurement grid: dx=8mm, dy=8mm, dz=5mm

Reference Value = 55.434 V/m; Power Drift = 0.01 dB

Peak SAR (extrapolated) = 3.541 mW/g

SAR(1 g) = 2.35 mW/g; SAR(10 g) = 1.54 mW/g

Maximum value of SAR (measured) = 3.00 W/kg



System Check_H1750_120901

DUT: Dipole 1750 MHz; Type: D1750V2; SN: 1023

Communication System: CW; Frequency: 1750 MHz; Duty Cycle: 1:1

Medium: H1750_0901 Medium parameters used: $f = 1750$ MHz; $\sigma = 1.342$ mho/m; $\epsilon_r = 41.827$; $\rho = 1000$ kg/m³

Ambient Temperature : 21.9 °C ; Liquid Temperature : 20.8 °C

DASY5 Configuration:

- Probe: EX3DV4 - SN3864; ConvF(8.56, 8.56, 8.56); Calibrated: 2012/07/19;
- Sensor-Surface: 2mm (Mechanical Surface Detection)
- Electronics: DAE4 Sn1277; Calibrated: 2012/07/19
- Phantom: SAM Phantom_Front; Type: SAM V4.0; Serial: TP 1485
- Measurement SW: DASY52, Version 52.8 (2); SEMCAD X Version 14.6.6 (6824)

Pin=250mW/Area Scan (61x61x1): Measurement grid: dx=15mm, dy=15mm

Maximum value of SAR (interpolated) = 13.7 W/kg

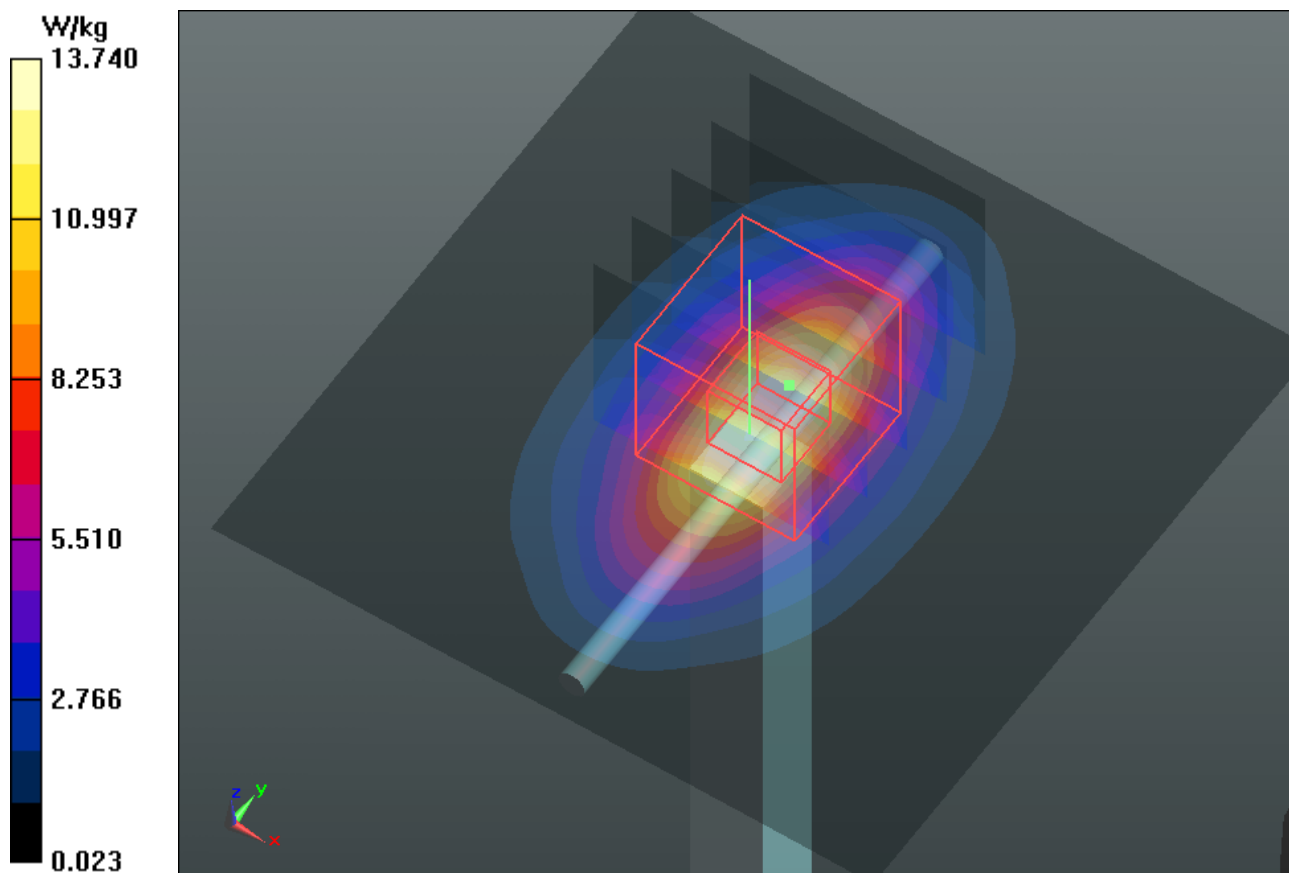
Pin=250mW/Zoom Scan (5x5x7)/Cube 0: Measurement grid: dx=8mm, dy=8mm, dz=5mm

Reference Value = 99.930 V/m; Power Drift = 0.01 dB

Peak SAR (extrapolated) = 16.301 mW/g

SAR(1 g) = 9.04 mW/g; SAR(10 g) = 4.81 mW/g

Maximum value of SAR (measured) = 12.8 W/kg



System Check_H1750_120902

DUT: Dipole 1750 MHz; Type: D1750V2; SN: 1023

Communication System: CW; Frequency: 1750 MHz; Duty Cycle: 1:1

Medium: H1750_0902 Medium parameters used: $f = 1750$ MHz; $\sigma = 1.336$ mho/m; $\epsilon_r = 41.496$; $\rho = 1000$ kg/m³

Ambient Temperature : 21.7 °C ; Liquid Temperature : 20.7 °C

DASY5 Configuration:

- Probe: EX3DV4 - SN3590; ConvF(8.95, 8.95, 8.95); Calibrated: 2012/02/23;
- Sensor-Surface: 2mm (Mechanical Surface Detection)
- Electronics: DAE3 Sn579; Calibrated: 2012/04/27
- Phantom: SAM Phantom_Front; Type: SAM V4.0; Serial: TP 1485
- Measurement SW: DASY52, Version 52.8 (2); SEMCAD X Version 14.6.6 (6824)

Pin=250mW/Area Scan (61x61x1): Measurement grid: dx=15mm, dy=15mm

Maximum value of SAR (interpolated) = 13.3 W/kg

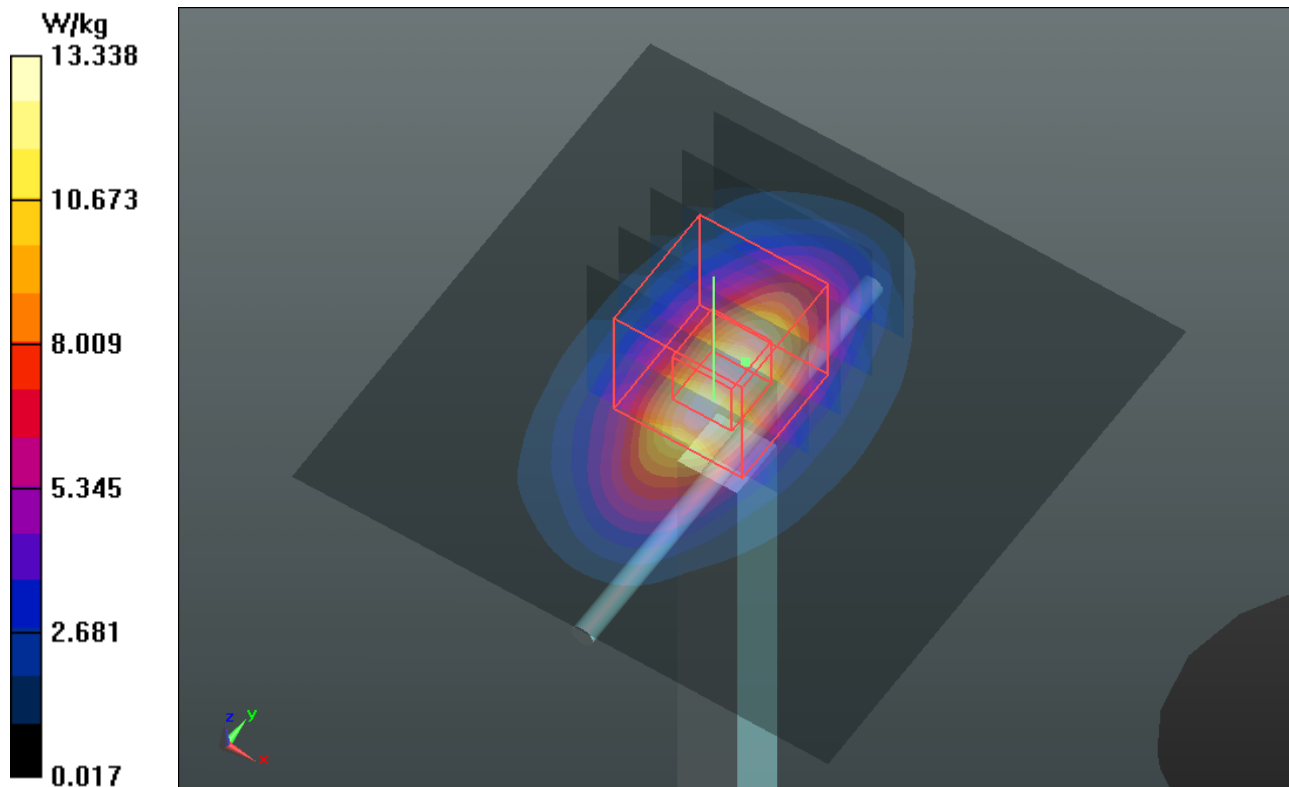
Pin=250mW/Zoom Scan (5x5x7)/Cube 0: Measurement grid: dx=8mm, dy=8mm, dz=5mm

Reference Value = 94.928 V/m; Power Drift = 0.04 dB

Peak SAR (extrapolated) = 16.123 mW/g

SAR(1 g) = 8.99 mW/g; SAR(10 g) = 4.76 mW/g

Maximum value of SAR (measured) = 12.6 W/kg



System Check_H1750_120925

DUT: Dipole 1750 MHz; Type: D1750V2; SN: 1023

Communication System: CW; Frequency: 1750 MHz; Duty Cycle: 1:1

Medium: H1750_0925 Medium parameters used: $f = 1750$ MHz; $\sigma = 1.335$ mho/m; $\epsilon_r = 41.503$; $\rho = 1000$ kg/m³

Ambient Temperature : 22.3 °C ; Liquid Temperature : 21.2 °C

DASY5 Configuration:

- Probe: EX3DV4 - SN3650; ConvF(7.92, 7.92, 7.92); Calibrated: 2011/10/26;
- Sensor-Surface: 2mm (Mechanical Surface Detection)
- Electronics: DAE4 Sn861; Calibrated: 2012/08/23
- Phantom: SAM Phantom_Front; Type: SAM V4.0; Serial: TP 1485
- Measurement SW: DASY52, Version 52.8 (2); SEMCAD X Version 14.6.6 (6824)

Pin=250mW/Area Scan (61x61x1): Measurement grid: dx=15mm, dy=15mm

Maximum value of SAR (interpolated) = 12.9 W/kg

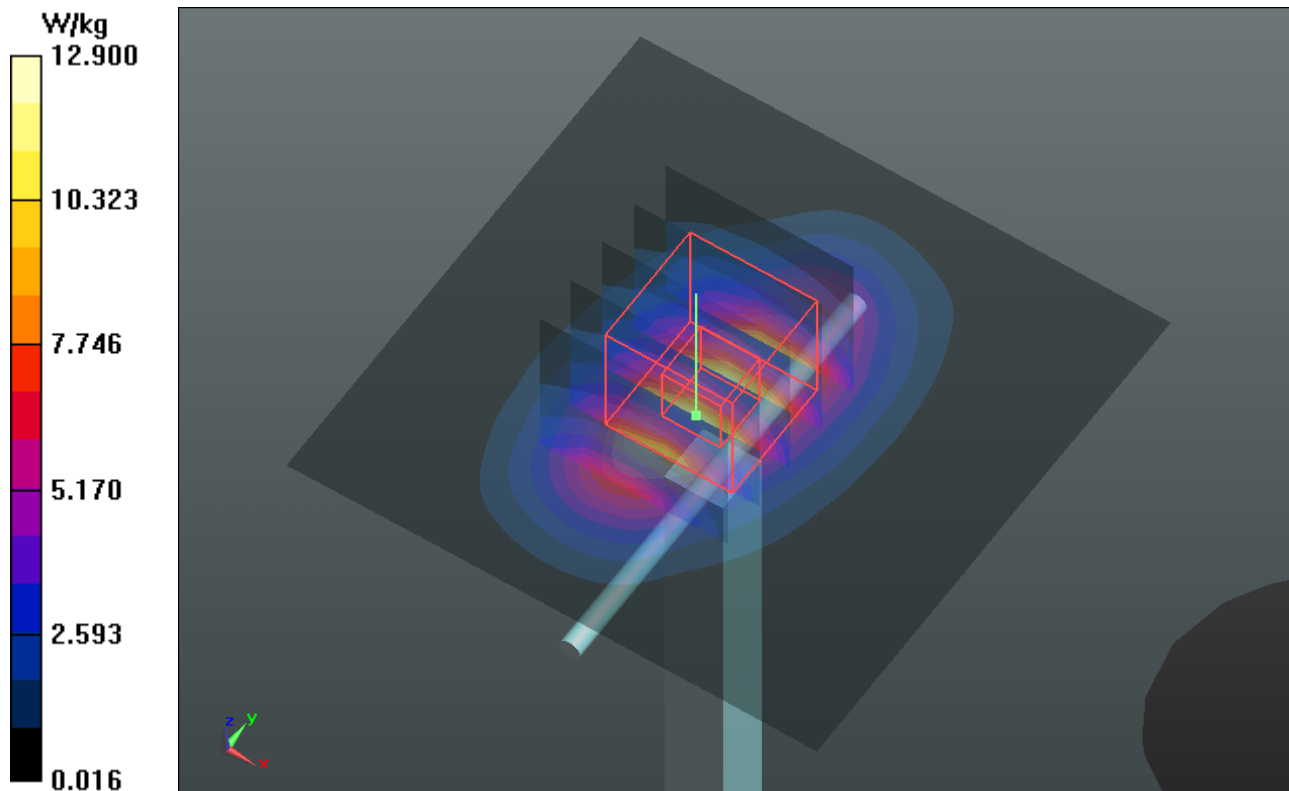
Pin=250mW/Zoom Scan (5x5x7)/Cube 0: Measurement grid: dx=8mm, dy=8mm, dz=5mm

Reference Value = 97.860 V/m; Power Drift = -0.01 dB

Peak SAR (extrapolated) = 15.728 mW/g

SAR(1 g) = 8.8 mW/g; SAR(10 g) = 4.74 mW/g

Maximum value of SAR (measured) = 12.2 W/kg



System Check_H1750_120926

DUT: Dipole 1750 MHz; Type: D1750V2; SN: 1023

Communication System: CW; Frequency: 1750 MHz; Duty Cycle: 1:1

Medium: H1750_0926 Medium parameters used: $f = 1750$ MHz; $\sigma = 1.334$ mho/m; $\epsilon_r = 41.706$; $\rho = 1000$ kg/m³

Ambient Temperature : 21.9 °C ; Liquid Temperature : 20.4 °C

DASY5 Configuration:

- Probe: EX3DV4 - SN3650; ConvF(7.92, 7.92, 7.92); Calibrated: 2011/10/26;
- Sensor-Surface: 2mm (Mechanical Surface Detection)
- Electronics: DAE4 Sn861; Calibrated: 2012/08/23
- Phantom: SAM Phantom_Front; Type: SAM V4.0; Serial: TP 1485
- Measurement SW: DASY52, Version 52.8 (2); SEMCAD X Version 14.6.6 (6824)

Pin=250mW/Area Scan (61x61x1): Measurement grid: dx=15mm, dy=15mm

Maximum value of SAR (interpolated) = 13.7 W/kg

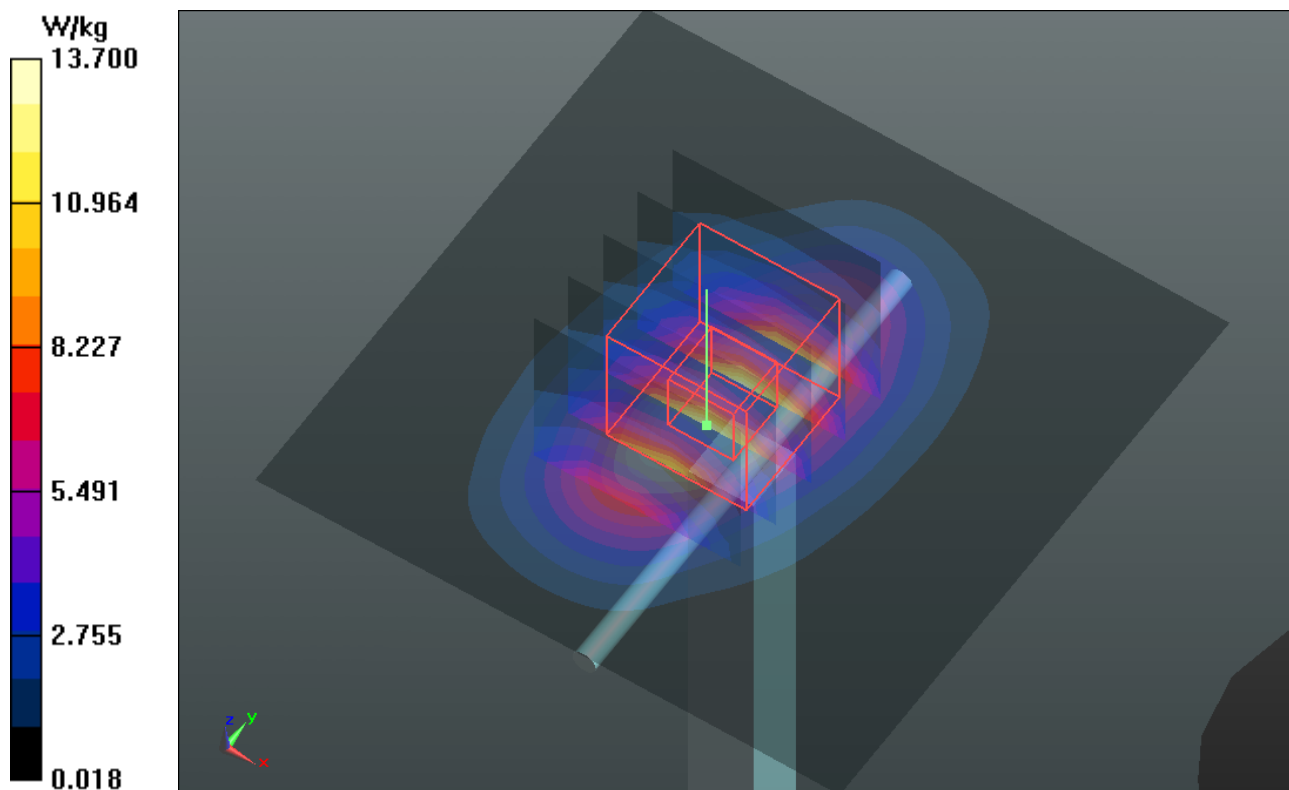
Pin=250mW/Zoom Scan (5x5x7)/Cube 0: Measurement grid: dx=8mm, dy=8mm, dz=5mm

Reference Value = 100.4 V/m; Power Drift = 0.00 dB

Peak SAR (extrapolated) = 16.477 mW/g

SAR(1 g) = 9.25 mW/g; SAR(10 g) = 4.99 mW/g

Maximum value of SAR (measured) = 12.8 W/kg



System Check_H1750_121016

DUT: Dipole 1750 MHz; Type: D1750V2; SN: 1023

Communication System: CW; Frequency: 1750 MHz; Duty Cycle: 1:1

Medium: H1750_1016 Medium parameters used: $f = 1750$ MHz; $\sigma = 1.332$ mho/m; $\epsilon_r = 39.686$; $\rho = 1000$ kg/m³

Ambient Temperature : 21.7 °C ; Liquid Temperature : 20.2 °C

DASY5 Configuration:

- Probe: EX3DV4 - SN3864; ConvF(8.56, 8.56, 8.56); Calibrated: 2012/07/19;
- Sensor-Surface: 2mm (Mechanical Surface Detection)
- Electronics: DAE3 Sn579; Calibrated: 2012/04/27
- Phantom: SAM with CRP v5.0 Front; Type: QD000P40CD; Serial: TP:1653
- Measurement SW: DASY52, Version 52.8 (2); SEMCAD X Version 14.6.6 (6824)

Pin=250mW/Area Scan (61x61x1): Measurement grid: dx=15mm, dy=15mm

Maximum value of SAR (interpolated) = 13.6 W/kg

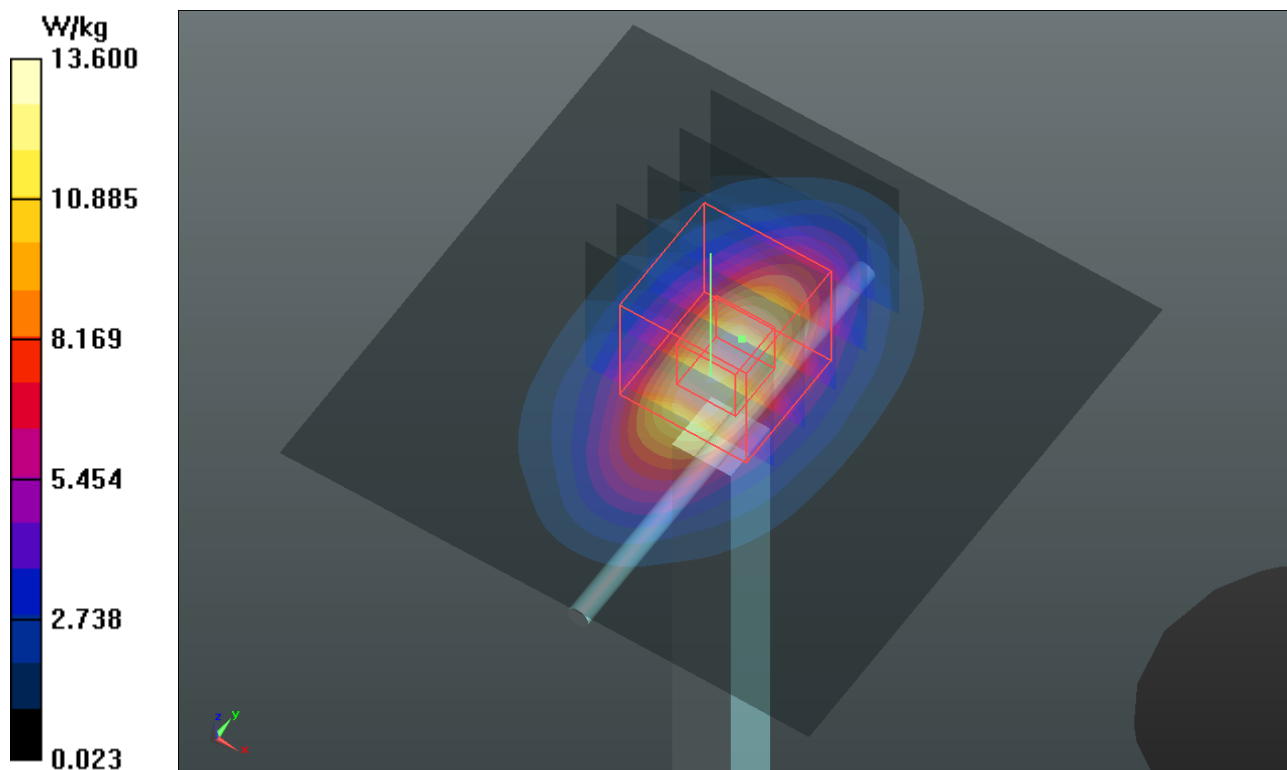
Pin=250mW/Zoom Scan (5x5x7)/Cube 0: Measurement grid: dx=8mm, dy=8mm, dz=5mm

Reference Value = 99.792 V/m; Power Drift = 0.01 dB

Peak SAR (extrapolated) = 16.139 mW/g

SAR(1 g) = 8.95 mW/g; SAR(10 g) = 4.76 mW/g

Maximum value of SAR (measured) = 12.6 W/kg



System Check_H1750_121019

DUT: Dipole 1750 MHz; Type: D1750V2; SN: 1023

Communication System: CW; Frequency: 1750 MHz; Duty Cycle: 1:1

Medium: H1750_1019 Medium parameters used: $f = 1750$ MHz; $\sigma = 1.347$ mho/m; $\epsilon_r = 39.767$; $\rho = 1000$ kg/m³

Ambient Temperature : 22.1 °C ; Liquid Temperature : 21.6 °C

DASY5 Configuration:

- Probe: EX3DV4 - SN3864; ConvF(8.56, 8.56, 8.56); Calibrated: 2012/07/19;
- Sensor-Surface: 2mm (Mechanical Surface Detection)
- Electronics: DAE3 Sn579; Calibrated: 2012/04/27
- Phantom: SAM with CRP v5.0 Front; Type: QD000P40CD; Serial: TP:1653
- Measurement SW: DASY52, Version 52.8 (2); SEMCAD X Version 14.6.6 (6824)

Pin=250mW/Area Scan (61x61x1): Measurement grid: dx=15mm, dy=15mm

Maximum value of SAR (interpolated) = 13.7 W/kg

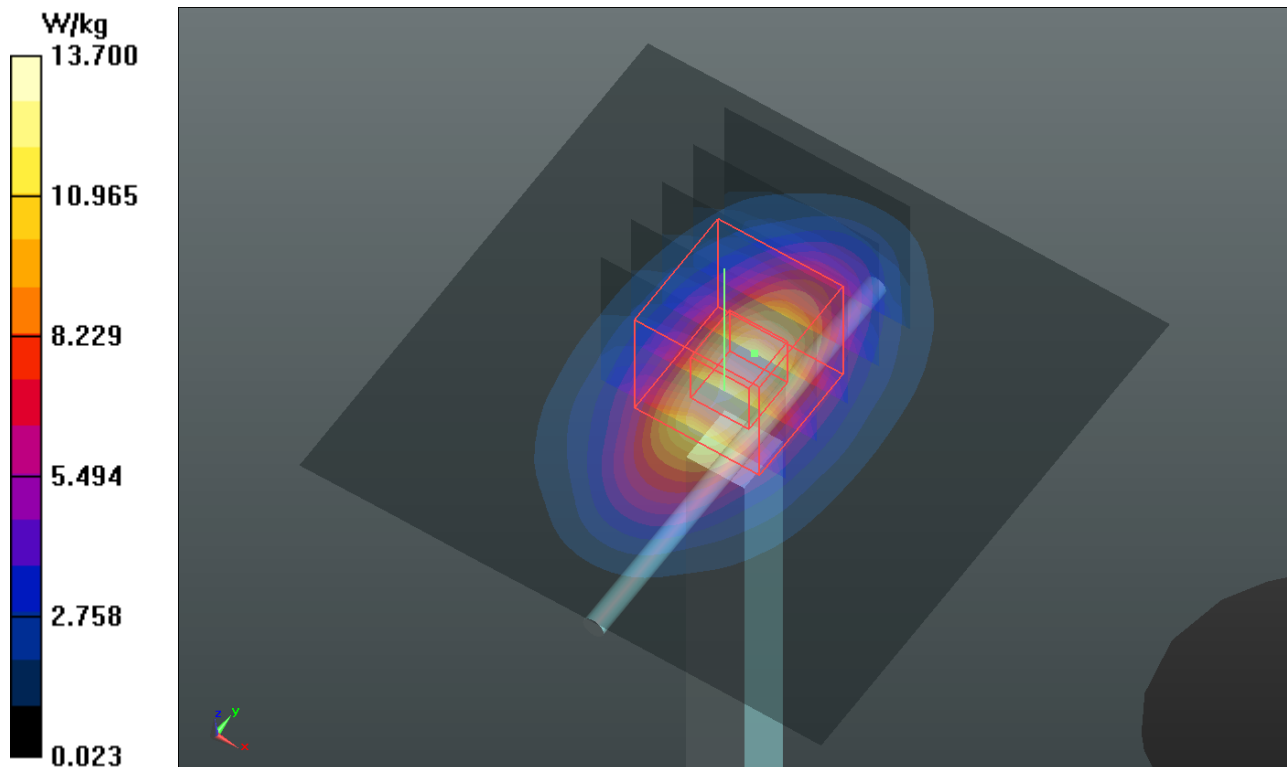
Pin=250mW/Zoom Scan (5x5x7)/Cube 0: Measurement grid: dx=8mm, dy=8mm, dz=5mm

Reference Value = 99.792 V/m; Power Drift = 0.01 dB

Peak SAR (extrapolated) = 16.314 mW/g

SAR(1 g) = 9.05 mW/g; SAR(10 g) = 4.81 mW/g

Maximum value of SAR (measured) = 12.8 W/kg



System Check_H1900_120901

DUT: Dipole 1900 MHz; Type: D1900V2; SN: 5d036

Communication System: CW; Frequency: 1900 MHz; Duty Cycle: 1:1

Medium: H1900_0901 Medium parameters used: $f = 1900$ MHz; $\sigma = 1.437$ mho/m; $\epsilon_r = 39.739$; $\rho = 1000$ kg/m³

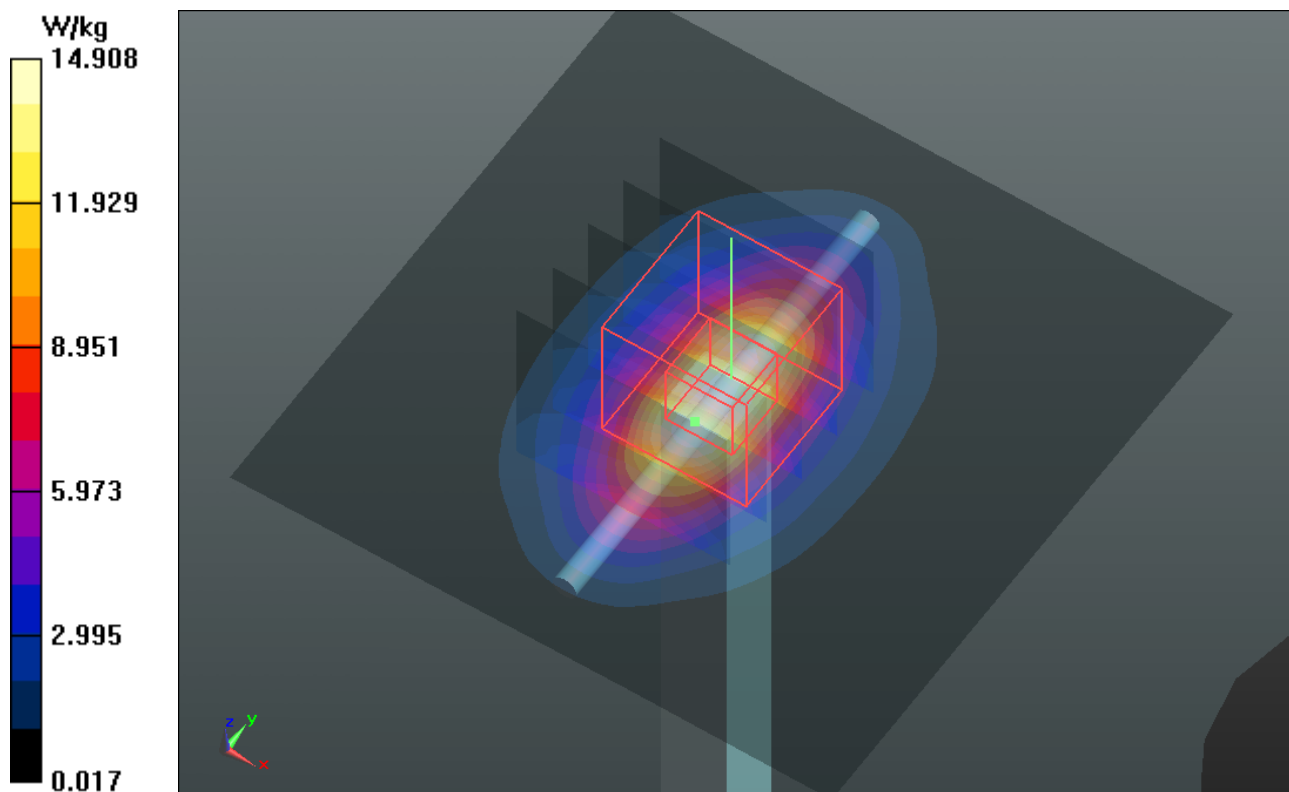
Ambient Temperature : 21.8 °C ; Liquid Temperature : 20.8 °C

DASY5 Configuration:

- Probe: EX3DV4 - SN3864; ConvF(8.13, 8.13, 8.13); Calibrated: 2012/07/19;
- Sensor-Surface: 2mm (Mechanical Surface Detection)
- Electronics: DAE4 Sn1277; Calibrated: 2012/07/19
- Phantom: SAM Phantom_Front; Type: SAM V4.0; Serial: TP 1485
- Measurement SW: DASY52, Version 52.8 (2); SEMCAD X Version 14.6.6 (6824)

Pin=250mW/Area Scan (61x61x1): Interpolated grid: dx=1.500 mm, dy=1.500 mm
Maximum value of SAR (interpolated) = 14.9 W/kg

Pin=250mW/Zoom Scan (5x5x7)/Cube 0: Measurement grid: dx=8mm, dy=8mm, dz=5mm
Reference Value = 100.8 V/m; Power Drift = 0.01 dB
Peak SAR (extrapolated) = 18.291 mW/g
SAR(1 g) = 9.68 mW/g; SAR(10 g) = 4.94 mW/g
Maximum value of SAR (measured) = 13.9 W/kg



System Check_H1900_120902

DUT: Dipole 1900 MHz; Type: D1900V2; SN: 5d036

Communication System: CW; Frequency: 1900 MHz; Duty Cycle: 1:1

Medium: H1900_0902 Medium parameters used: $f = 1900$ MHz; $\sigma = 1.436$ mho/m; $\epsilon_r = 39.743$; $\rho = 1000$ kg/m³

Ambient Temperature : 21.7 °C ; Liquid Temperature : 20.6 °C

DASY5 Configuration:

- Probe: EX3DV4 - SN3590; ConvF(8.83, 8.83, 8.83); Calibrated: 2012/02/23;
- Sensor-Surface: 2mm (Mechanical Surface Detection)
- Electronics: DAE3 Sn579; Calibrated: 2012/04/27
- Phantom: SAM Phantom_Front; Type: SAM V4.0; Serial: TP 1485
- Measurement SW: DASY52, Version 52.8 (2); SEMCAD X Version 14.6.6 (6824)

Pin=250mW/Area Scan (61x61x1): Measurement grid: dx=15mm, dy=15mm

Maximum value of SAR (interpolated) = 15.0 W/kg

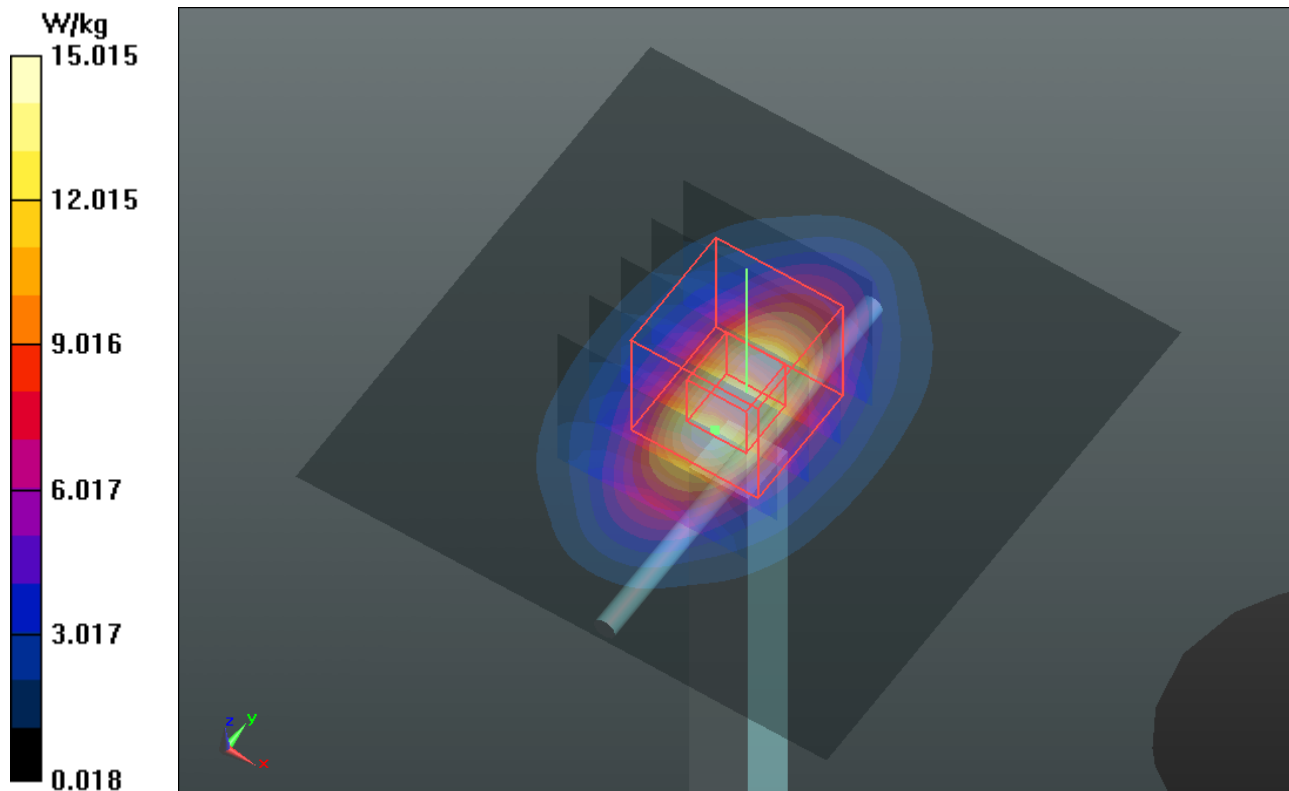
Pin=250mW/Zoom Scan (5x5x7)/Cube 0: Measurement grid: dx=8mm, dy=8mm, dz=5mm

Reference Value = 102.3 V/m; Power Drift = 0.11 dB

Peak SAR (extrapolated) = 18.686 mW/g

SAR(1 g) = 9.98 mW/g; SAR(10 g) = 5.13 mW/g

Maximum value of SAR (measured) = 14.4 W/kg



System Check_H1900_120926

DUT: Dipole 1900 MHz; Type: D1900V2; SN: 5d036

Communication System: CW; Frequency: 1900 MHz; Duty Cycle: 1:1

Medium: H1900_0926 Medium parameters used: $f = 1900$ MHz; $\sigma = 1.436$ mho/m; $\epsilon_r = 39.743$; $\rho = 1000$ kg/m³

Ambient Temperature : 21.9 °C ; Liquid Temperature : 20.4 °C

DASY5 Configuration:

- Probe: EX3DV4 - SN3650; ConvF(7.4, 7.4, 7.4); Calibrated: 2011/10/26;
- Sensor-Surface: 2mm (Mechanical Surface Detection)
- Electronics: DAE4 Sn861; Calibrated: 2012/08/23
- Phantom: SAM Phantom_Front; Type: SAM V4.0; Serial: TP 1485
- Measurement SW: DASY52, Version 52.8 (2); SEMCAD X Version 14.6.6 (6824)

Pin=250mW/Area Scan (61x61x1): Measurement grid: dx=15mm, dy=15mm

Maximum value of SAR (interpolated) = 14.3 W/kg

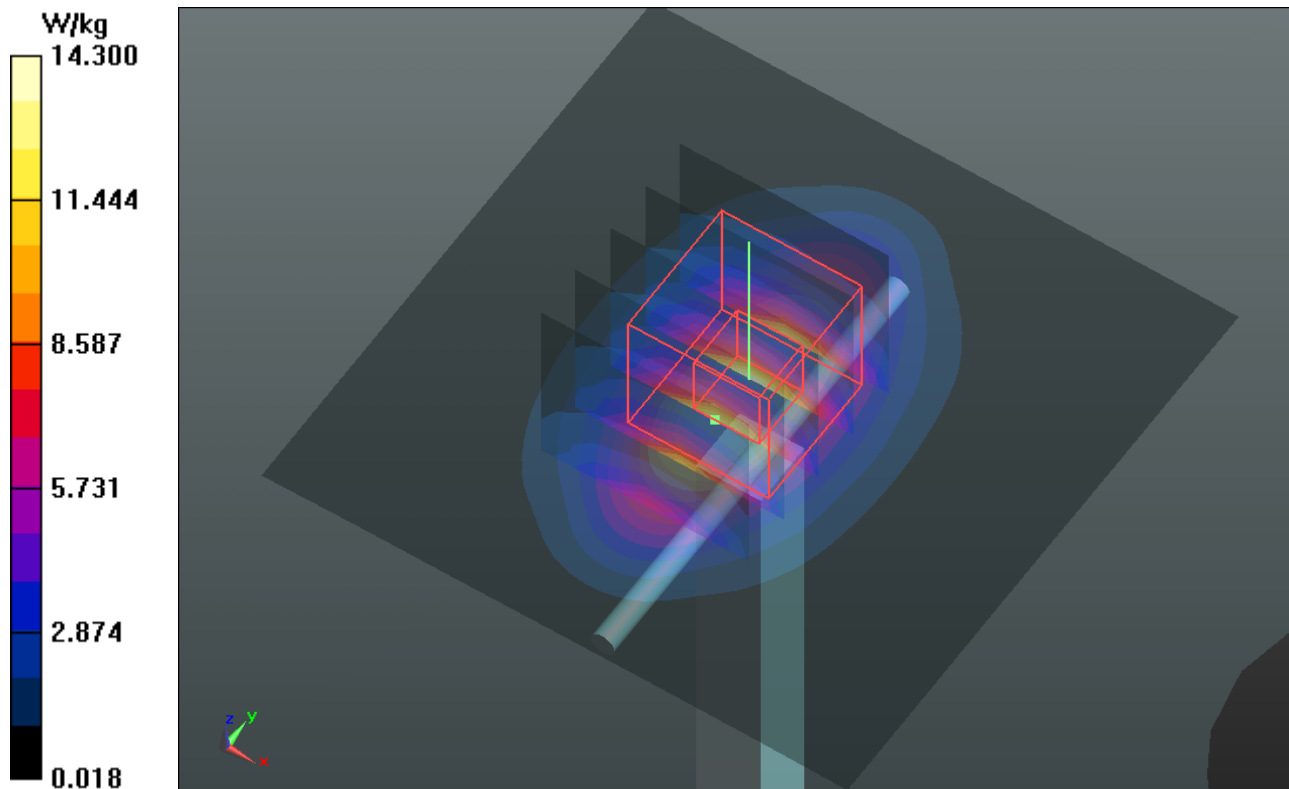
Pin=250mW/Zoom Scan (5x5x7)/Cube 0: Measurement grid: dx=8mm, dy=8mm, dz=5mm

Reference Value = 99.645 V/m; Power Drift = 0.01 dB

Peak SAR (extrapolated) = 18.142 mW/g

SAR(1 g) = 9.51 mW/g; SAR(10 g) = 4.9 mW/g

Maximum value of SAR (measured) = 13.9 W/kg



System Check_H1900_121017

DUT: Dipole 1900 MHz; Type: D1900V2; SN: 5d036

Communication System: CW; Frequency: 1900 MHz; Duty Cycle: 1:1

Medium: H1900_0905 Medium parameters used: $f = 1900$ MHz; $\sigma = 1.443$ mho/m; $\epsilon_r = 39.72$; $\rho = 1000$ kg/m³

Ambient Temperature : 21.5 °C ; Liquid Temperature : 20.7 °C

DASY5 Configuration:

- Probe: EX3DV4 - SN3864; ConvF(8.13, 8.13, 8.13); Calibrated: 2012/07/19;
- Sensor-Surface: 2mm (Mechanical Surface Detection)
- Electronics: DAE3 Sn579; Calibrated: 2012/04/27
- Phantom: SAM with CRP v5.0 Front; Type: QD000P40CD; Serial: TP:1653
- Measurement SW: DASY52, Version 52.8 (2); SEMCAD X Version 14.6.6 (6824)

Pin=250mW/Area Scan (61x61x1): Measurement grid: dx=15mm, dy=15mm

Maximum value of SAR (interpolated) = 14.7 W/kg

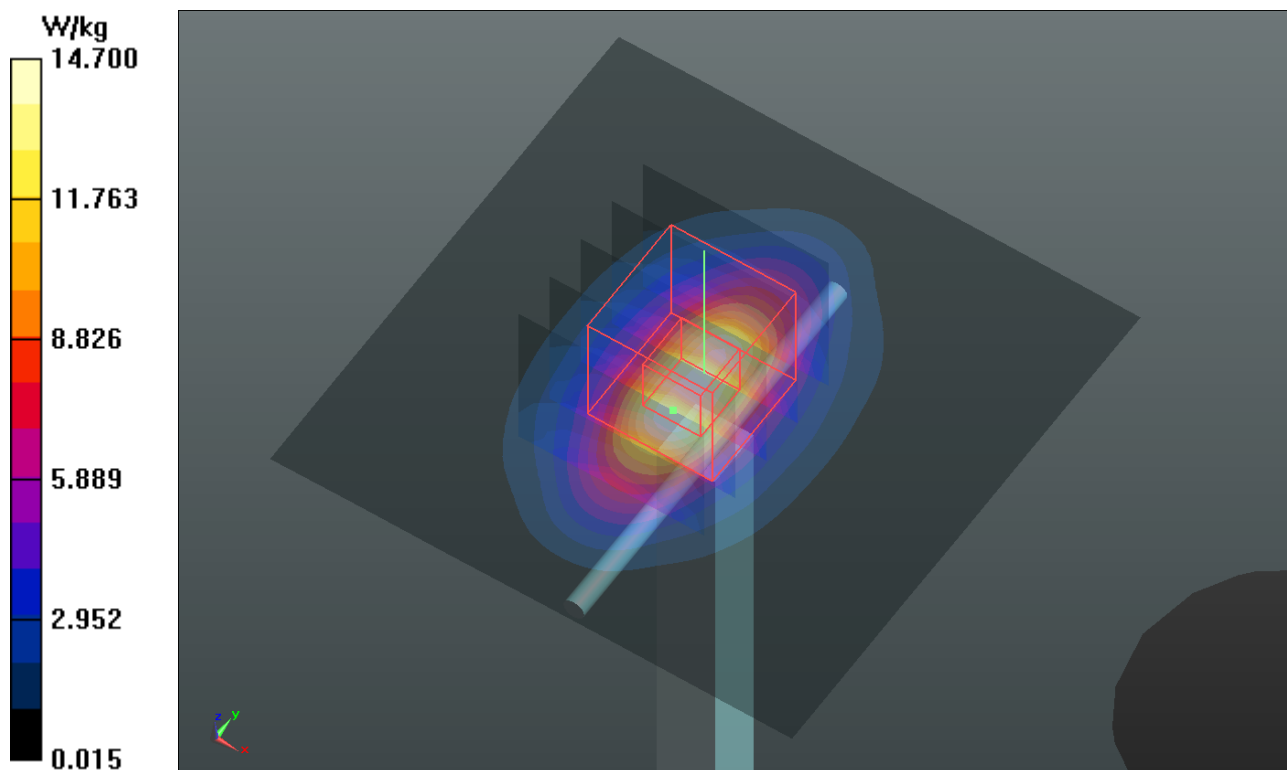
Pin=250mW/Zoom Scan (5x5x7)/Cube 0: Measurement grid: dx=8mm, dy=8mm, dz=5mm

Reference Value = 99.797 V/m; Power Drift = -0.01 dB

Peak SAR (extrapolated) = 17.989 mW/g

SAR(1 g) = 9.53 mW/g; SAR(10 g) = 4.86 mW/g

Maximum value of SAR (measured) = 13.6 W/kg



System Check_H1900_121019

DUT: Dipole 1900 MHz; Type: D1900V2; SN: 5d036

Communication System: CW; Frequency: 1900 MHz; Duty Cycle: 1:1

Medium: H1900_1019 Medium parameters used: $f = 1900$ MHz; $\sigma = 1.424$ mho/m; $\epsilon_r = 40.347$; $\rho = 1000$ kg/m³

Ambient Temperature : 22.3 °C ; Liquid Temperature : 21.4 °C

DASY5 Configuration:

- Probe: EX3DV4 - SN3864; ConvF(8.13, 8.13, 8.13); Calibrated: 2012/07/19;
- Sensor-Surface: 2mm (Mechanical Surface Detection)
- Electronics: DAE3 Sn579; Calibrated: 2012/04/27
- Phantom: SAM with CRP v5.0 Front; Type: QD000P40CD; Serial: TP:1653
- Measurement SW: DASY52, Version 52.8 (2); SEMCAD X Version 14.6.6 (6824)

Pin=250mW/Area Scan (61x61x1): Measurement grid: dx=15mm, dy=15mm

Maximum value of SAR (interpolated) = 14.7 W/kg

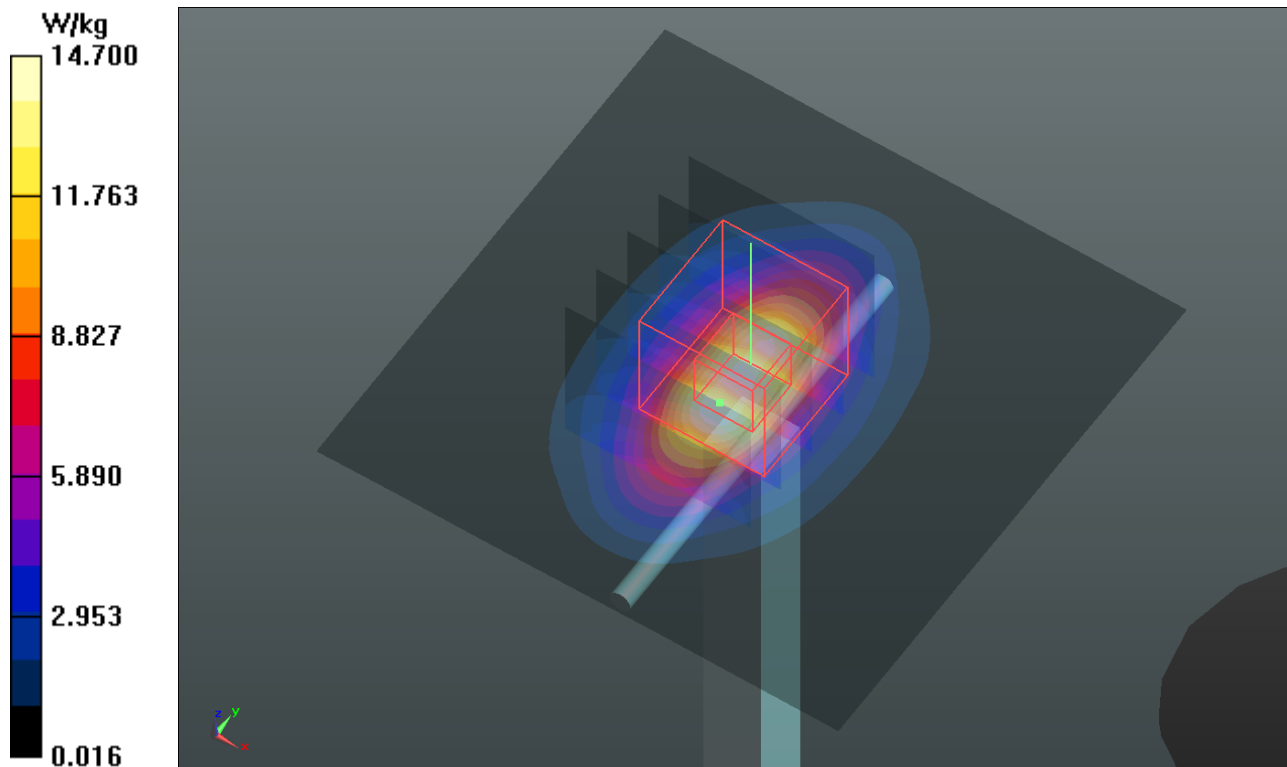
Pin=250mW/Zoom Scan (5x5x7)/Cube 0: Measurement grid: dx=8mm, dy=8mm, dz=5mm

Reference Value = 100.7 V/m; Power Drift = 0.00 dB

Peak SAR (extrapolated) = 18.088 mW/g

SAR(1 g) = 9.57 mW/g; SAR(10 g) = 4.88 mW/g

Maximum value of SAR (measured) = 13.7 W/kg



System Check_H2450_120911

DUT: Dipole 2450 MHz; Type: D2450V2; SN: 737

Communication System: CW; Frequency: 2450 MHz; Duty Cycle: 1:1

Medium: H2450_0911 Medium parameters used: $f = 2450$ MHz; $\sigma = 1.774$ mho/m; $\epsilon_r = 40.267$; $\rho = 1000$ kg/m³

Ambient Temperature : 21.5 °C ; Liquid Temperature : 20.3 °C

DASY5 Configuration:

- Probe: EX3DV4 - SN3590; ConvF(7.88, 7.88, 7.88); Calibrated: 2012/02/23;
- Sensor-Surface: 2mm (Mechanical Surface Detection)
- Electronics: DAE3 Sn579; Calibrated: 2012/04/27
- Phantom: SAM with CRP v5.0 Front; Type: QD000P40CD; Serial: TP:1653
- Measurement SW: DASY52, Version 52.8 (2); SEMCAD X Version 14.6.6 (6824)

Pin=250mW/Area Scan (61x61x1): Interpolated grid: dx=15mm, dy=15mm

Maximum value of SAR (interpolated) = 22.1 W/kg

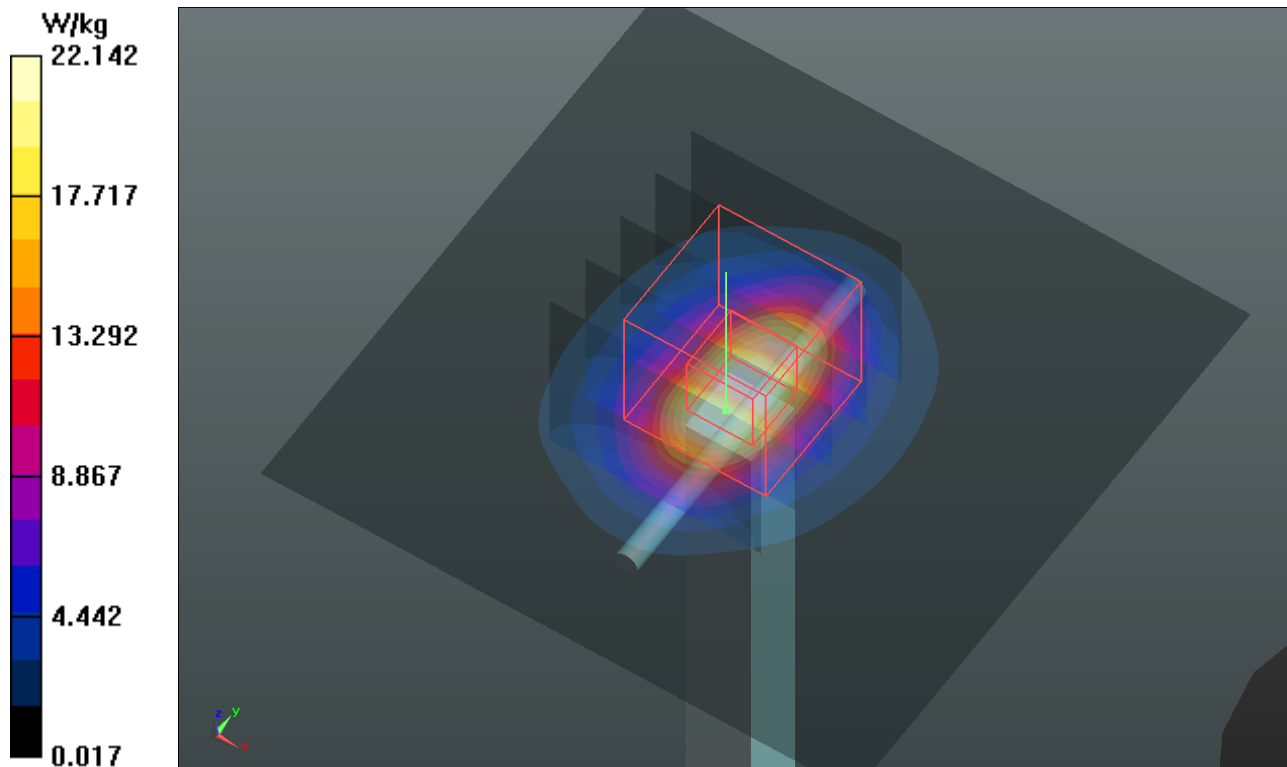
Pin=250mW/Zoom Scan (5x5x7)/Cube 0: Measurement grid: dx=8mm, dy=8mm, dz=5mm

Reference Value = 110.9 V/m; Power Drift = -0.02 dB

Peak SAR (extrapolated) = 29.690 mW/g

SAR(1 g) = 13.9 mW/g; SAR(10 g) = 6.29 mW/g

Maximum value of SAR (measured) = 20.9 W/kg



System Check_H2450_121002

DUT: Dipole 2450 MHz; Type: D2450V2; SN: 737

Communication System: CW; Frequency: 2450 MHz; Duty Cycle: 1:1

Medium: H2450_1002 Medium parameters used: $f = 2450$ MHz; $\sigma = 1.8$ mho/m; $\epsilon_r = 40.379$; $\rho = 1000$ kg/m³

Ambient Temperature : 22.6 °C ; Liquid Temperature : 21.7 °C

DASY5 Configuration:

- Probe: EX3DV4 - SN3864; ConvF(7.28, 7.28, 7.28); Calibrated: 2012/7/19;
- Sensor-Surface: 2mm (Mechanical Surface Detection)
- Electronics: DAE4 Sn861; Calibrated: 2012/8/23
- Phantom: SAM Phantom_Front; Type: SAM V4.0; Serial: TP 1127
- Measurement SW: DASY52, Version 52.8 (2); SEMCAD X Version 14.6.6 (6824)

Pin=250mW/Area Scan (61x61x1): Measurement grid: dx=15mm, dy=15mm

Maximum value of SAR (interpolated) = 21.8 W/kg

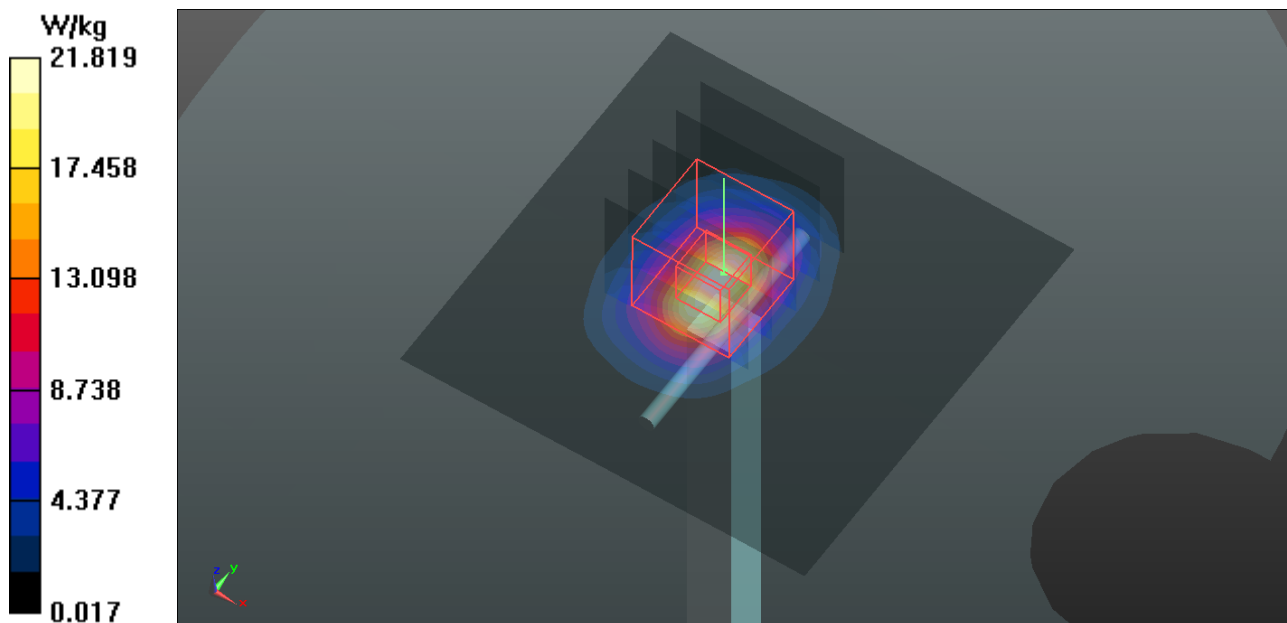
Pin=250mW/Zoom Scan (5x5x7)/Cube 0: Measurement grid: dx=8mm, dy=8mm, dz=5mm

Reference Value = 108.2 V/m; Power Drift = -0.00 dB

Peak SAR (extrapolated) = 27.913 mW/g

SAR(1 g) = 13.1 mW/g; SAR(10 g) = 5.95 mW/g

Maximum value of SAR (measured) = 19.7 W/kg



System Check_B750_120907

DUT: Dipole 750 MHz; Type: D750V3; SN: 1013

Communication System: CW; Frequency: 750 MHz; Duty Cycle: 1:1

Medium: B750_0907 Medium parameters used: $f = 750$ MHz; $\sigma = 0.969$ mho/m; $\epsilon_r = 55.526$; $\rho = 1000$ kg/m³

Ambient Temperature : 21.9 °C ; Liquid Temperature : 20.3 °C

DASY5 Configuration:

- Probe: EX3DV4 - SN3650; ConvF(9.21, 9.21, 9.21); Calibrated: 2011/10/26;
- Sensor-Surface: 2mm (Mechanical Surface Detection)
- Electronics: DAE4 Sn910; Calibrated: 2011/12/07
- Phantom: SAM Phantom_Left; Type: SAM V4.0; Serial: TP 1202
- Measurement SW: DASY52, Version 52.8 (2); SEMCAD X Version 14.6.6 (6824)

Pin=250mW/Area Scan (61x131x1): Measurement grid: dx=15mm, dy=15mm

Maximum value of SAR (interpolated) = 2.83 W/kg

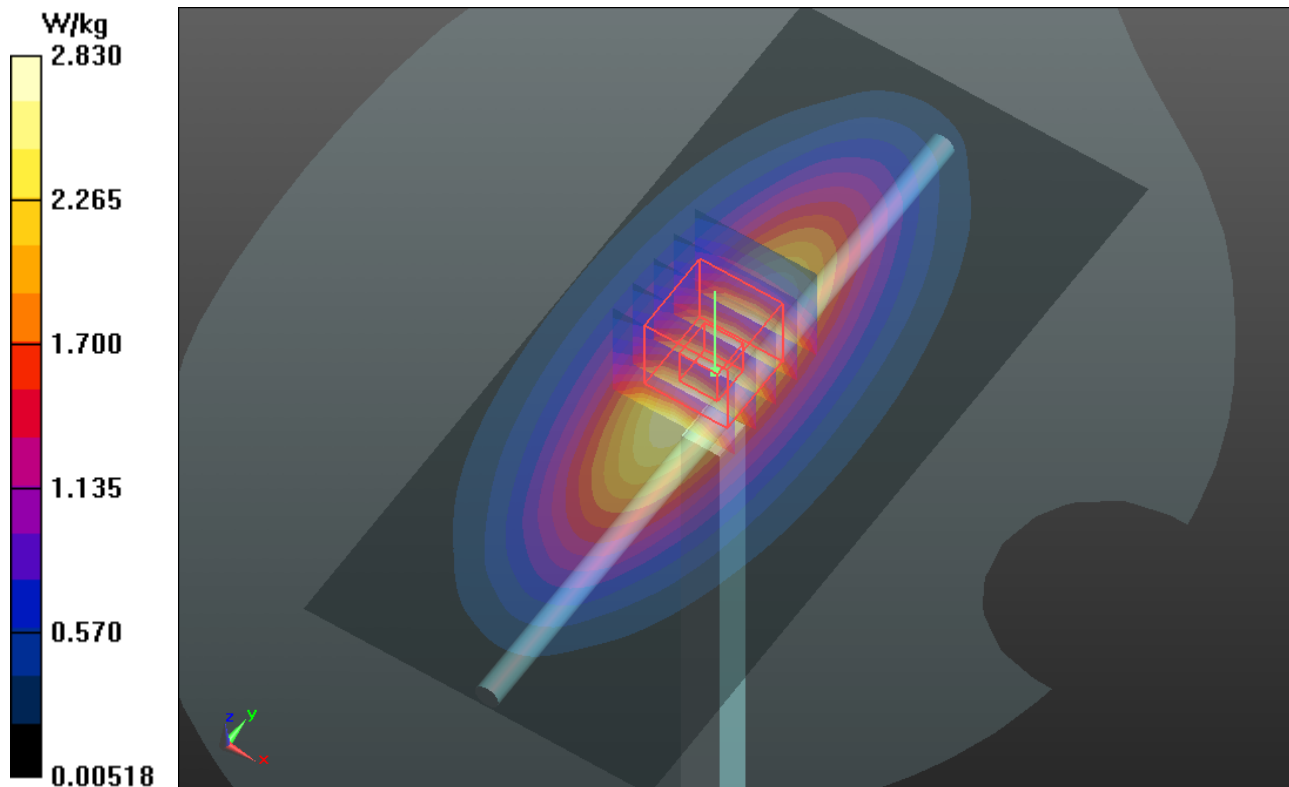
Pin=250mW/Zoom Scan (5x5x7)/Cube 0: Measurement grid: dx=8mm, dy=8mm, dz=5mm

Reference Value = 55.328 V/m; Power Drift = 0.01 dB

Peak SAR (extrapolated) = 3.339 mW/g

SAR(1 g) = 2.32 mW/g; SAR(10 g) = 1.56 mW/g

Maximum value of SAR (measured) = 2.89 W/kg



System Check_B750_120921

DUT: Dipole 750 MHz; Type: D750V3; SN: 1013

Communication System: CW; Frequency: 750 MHz; Duty Cycle: 1:1

Medium: B750_0921 Medium parameters used: $f = 750$ MHz; $\sigma = 0.974$ mho/m; $\epsilon_r = 56$; $\rho = 1000$ kg/m³

Ambient Temperature : 21.5 °C ; Liquid Temperature : 20.4 °C

DASY4 Configuration:

- Probe: EX3DV4 - SN3650; ConvF(9.21, 9.21, 9.21); Calibrated: 2011/10/26
- Sensor-Surface: 2mm (Mechanical Surface Detection)
- Electronics: DAE4 Sn861; Calibrated: 2012/08/23
- Phantom: SAM Phantom_Left; Type: SAM V4.0; Serial: TP 1652
- Measurement SW: DASY4, V4.7 Build 80; Postprocessing SW: SEMCAD, V1.8 Build 186

Pin=250mW/Area Scan (61x131x1): Measurement grid: dx=15mm, dy=15mm

Maximum value of SAR (interpolated) = 2.85 mW/g

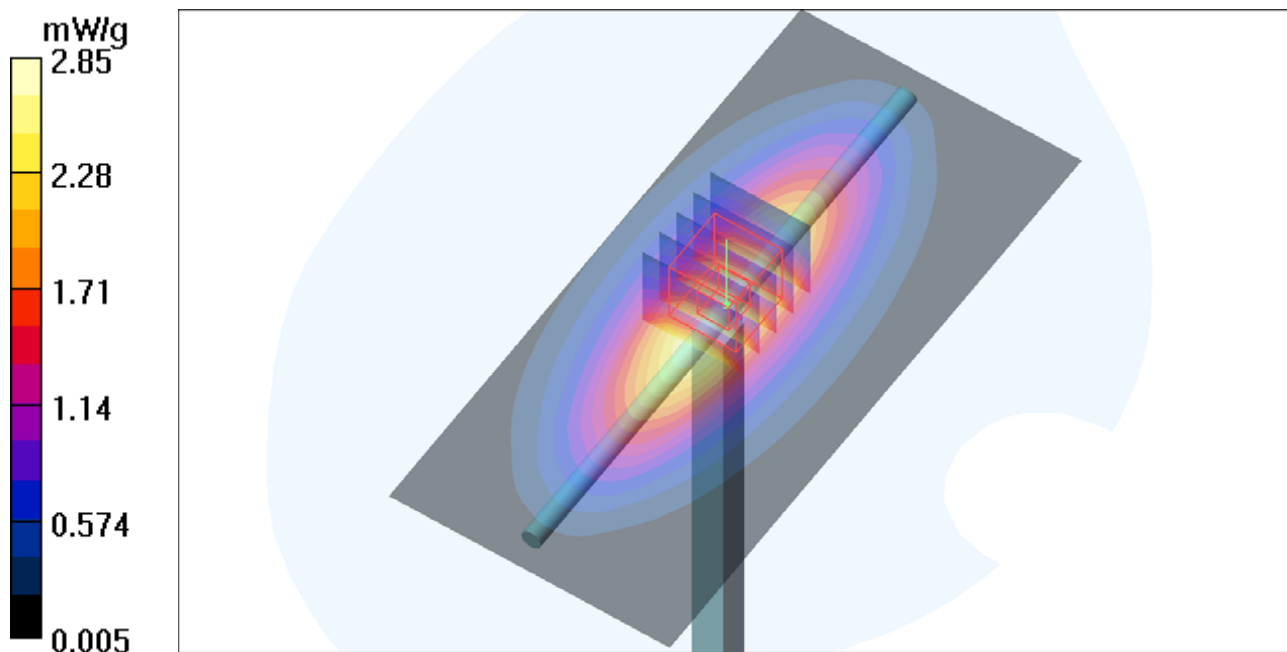
Pin=250mW/Zoom Scan (5x5x7)/Cube 0: Measurement grid: dx=8mm, dy=8mm, dz=5mm

Reference Value = 55.5 V/m; Power Drift = 0.006 dB

Peak SAR (extrapolated) = 3.38 W/kg

SAR(1 g) = 2.34 mW/g; SAR(10 g) = 1.58 mW/g

Maximum value of SAR (measured) = 2.92 mW/g



System Check_B750_120926

DUT: Dipole 750 MHz; Type: D750V3; SN: 1013

Communication System: CW; Frequency: 750 MHz; Duty Cycle: 1:1

Medium: B750_0926 Medium parameters used: $f = 750$ MHz; $\sigma = 0.971$ mho/m; $\epsilon_r = 55.6$; $\rho = 1000$ kg/m³

Ambient Temperature : 21.5 °C; Liquid Temperature : 20.8 °C

DASY5 Configuration:

- Probe: EX3DV4 - SN3650; ConvF(9.21, 9.21, 9.21); Calibrated: 2011/10/26;
- Sensor-Surface: 2mm (Mechanical Surface Detection)
- Electronics: DAE4 Sn861; Calibrated: 2012/08/23
- Phantom: SAM with CRP v5.0 Front; Type: QD000P40CD; Serial: TP:1653
- Measurement SW: DASY52, Version 52.8 (2); SEMCAD X Version 14.6.6 (6824)

Pin=250mW/Area Scan (61x131x1): Interpolated grid: dx=15mm, dy=15mm

Maximum value of SAR (interpolated) = 2.62 W/kg

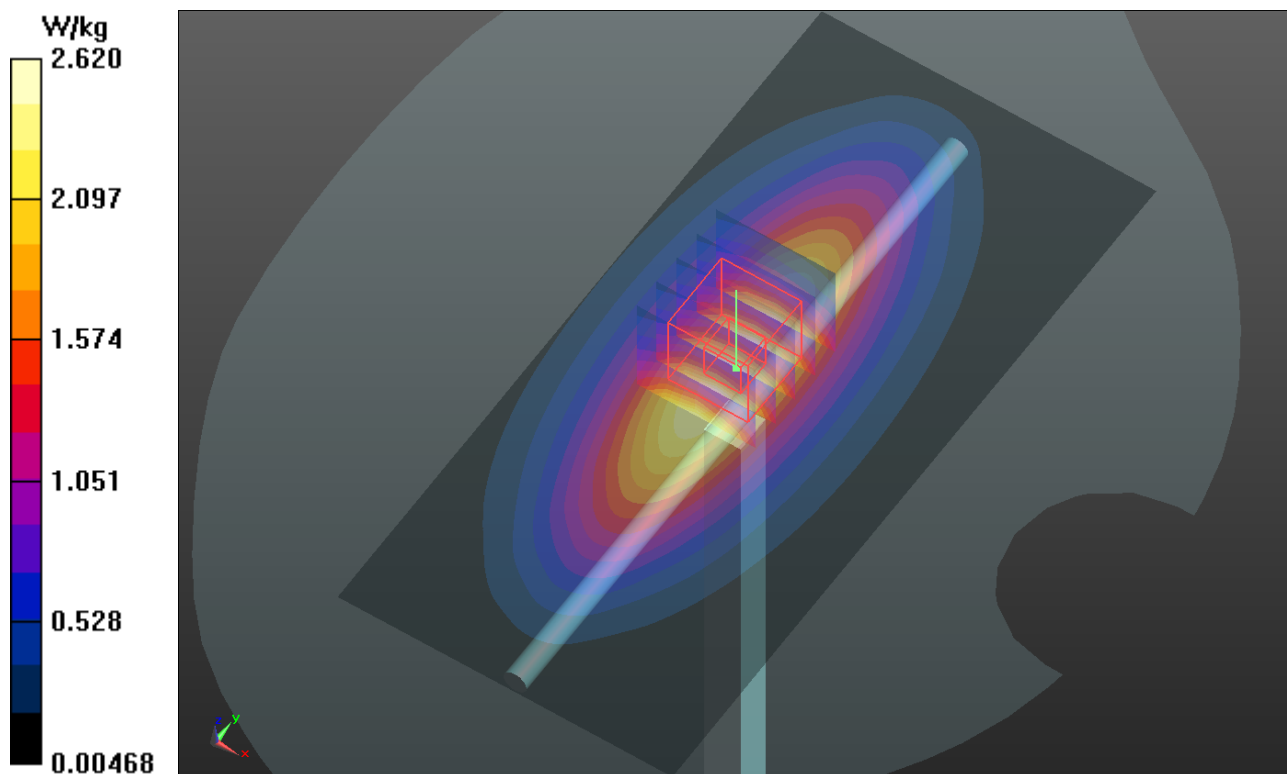
Pin=250mW/Zoom Scan (5x5x7)/Cube 0: Measurement grid: dx=8mm, dy=8mm, dz=5mm

Reference Value = 53.141 V/m; Power Drift = -0.01 dB

Peak SAR (extrapolated) = 3.144 mW/g

SAR(1 g) = 2.14 mW/g; SAR(10 g) = 1.44 mW/g

Maximum value of SAR (measured) = 2.69 W/kg



System Check_B750_121020

DUT: Dipole 750 MHz; Type: D750V3; SN: 1013

Communication System: CW; Frequency: 750 MHz; Duty Cycle: 1:1

Medium: B750_1020 Medium parameters used: $f = 750$ MHz; $\sigma = 0.966$ mho/m; $\epsilon_r = 55.257$; $\rho = 1000$ kg/m³

Ambient Temperature : 22.4 °C ; Liquid Temperature : 21.7 °C

DASY5 Configuration:

- Probe: EX3DV4 - SN3590; ConvF(10.61, 10.61, 10.61); Calibrated: 2012/02/23;
- Sensor-Surface: 2mm (Mechanical Surface Detection)
- Electronics: DAE4 Sn861; Calibrated: 2012/08/23
- Phantom: SAM Phantom_Left; Type: SAM V4.0; Serial: TP 1202
- Measurement SW: DASY52, Version 52.8 (2); SEMCAD X Version 14.6.6 (6824)

Pin=250mW/Area Scan (61x131x1): Measurement grid: dx=15mm, dy=15mm

Maximum value of SAR (interpolated) = 2.66 W/kg

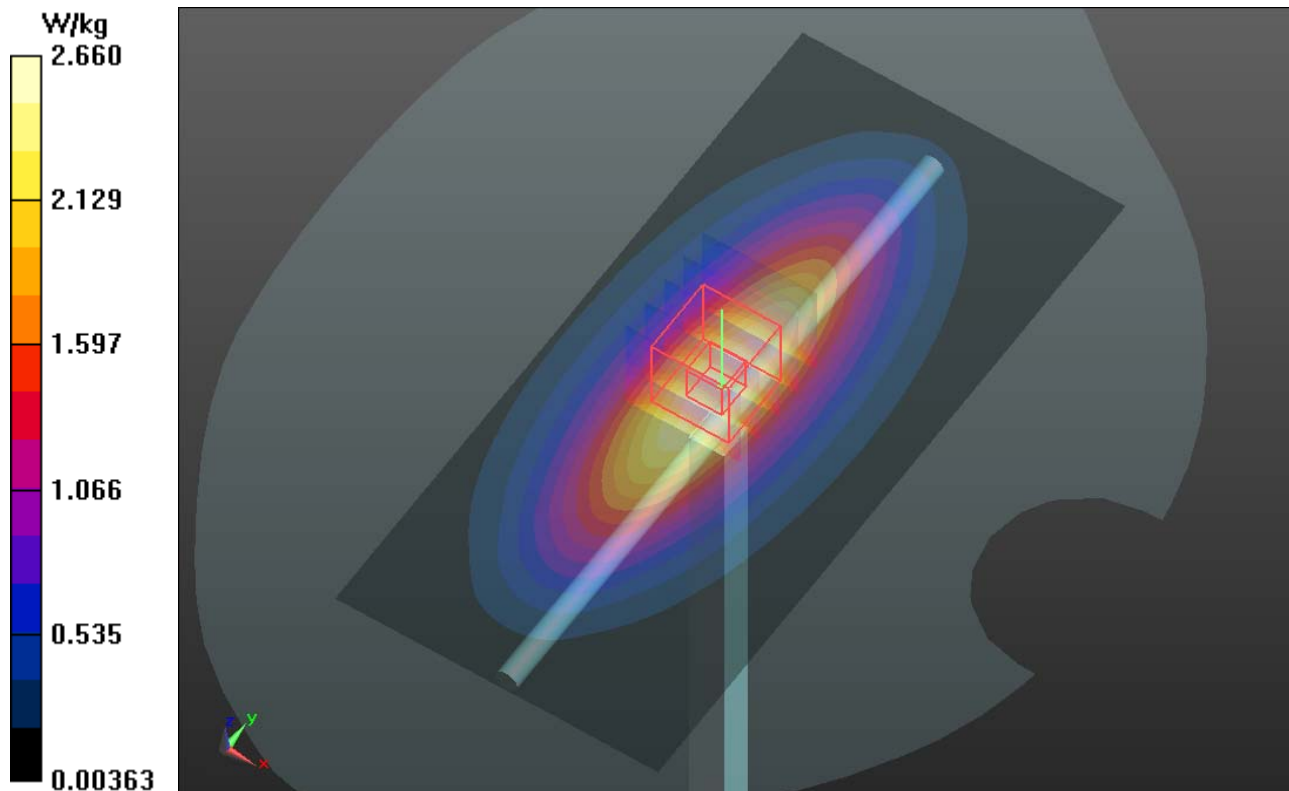
Pin=250mW/Zoom Scan (5x5x7)/Cube 0: Measurement grid: dx=8mm, dy=8mm, dz=5mm

Reference Value = 53.870 V/m; Power Drift = -0.01 dB

Peak SAR (extrapolated) = 3.119 mW/g

SAR(1 g) = 2.16 mW/g; SAR(10 g) = 1.45 mW/g

Maximum value of SAR (measured) = 2.69 W/kg



System Check_B835_120901

DUT: Dipole 835 MHz; Type: D835V2; SN: 4d021

Communication System: CW; Frequency: 835 MHz; Duty Cycle: 1:1

Medium: B835_0901 Medium parameters used: $f = 835$ MHz; $\sigma = 0.973$ mho/m; $\epsilon_r = 55.201$; $\rho = 1000$ kg/m³

Ambient Temperature : 22.7 °C ; Liquid Temperature : 21.5 °C

DASY5 Configuration:

- Probe: EX3DV4 - SN3650; ConvF(9.12, 9.12, 9.12); Calibrated: 2011/10/26;
- Sensor-Surface: 2mm (Mechanical Surface Detection)
- Electronics: DAE4 Sn910; Calibrated: 2011/12/07
- Phantom: SAM Phantom_Left; Type: SAM V4.0; Serial: TP 1202
- Measurement SW: DASY52, Version 52.8 (2); SEMCAD X Version 14.6.6 (6824)

Pin=250mW/Area Scan (61x61x1): Measurement grid: dx=15mm, dy=15mm

Maximum value of SAR (interpolated) = 3.03 W/kg

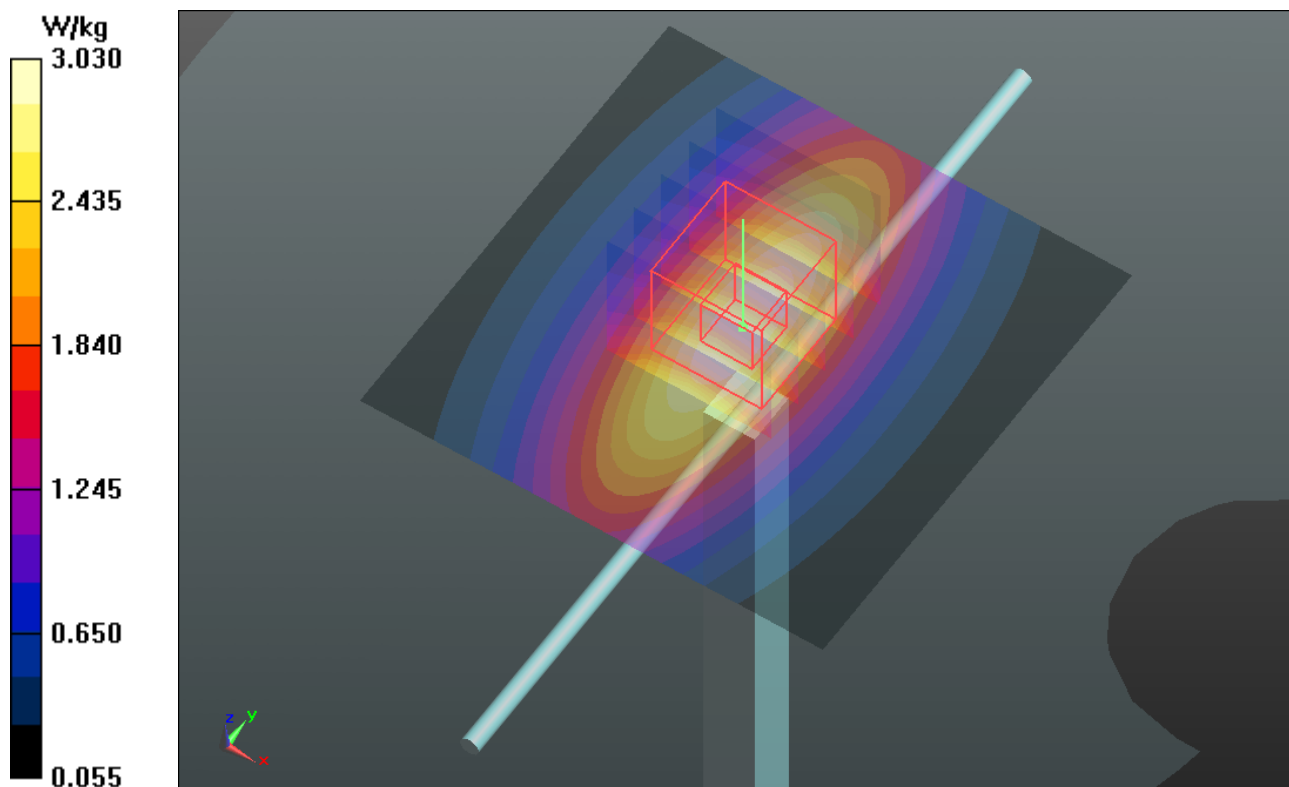
Pin=250mW/Zoom Scan (5x5x7)/Cube 0: Measurement grid: dx=8mm, dy=8mm, dz=5mm

Reference Value = 53.724 V/m; Power Drift = -0.00 dB

Peak SAR (extrapolated) = 3.535 mW/g

SAR(1 g) = 2.39 mW/g; SAR(10 g) = 1.58 mW/g

Maximum value of SAR (measured) = 3.03 W/kg



System Check_B835_120907

DUT: Dipole 835 MHz; Type: D835V2; SN: 4d021

Communication System: CW; Frequency: 835 MHz; Duty Cycle: 1:1

Medium: B835_0907 Medium parameters used: $f = 835$ MHz; $\sigma = 0.977$ mho/m; $\epsilon_r = 55.586$; $\rho = 1000$ kg/m³

Ambient Temperature : 21.4 °C ; Liquid Temperature : 20.2 °C

DASY5 Configuration:

- Probe: EX3DV4 - SN3864; ConvF(9.94, 9.94, 9.94); Calibrated: 2012/07/19;
- Sensor-Surface: 2mm (Mechanical Surface Detection)
- Electronics: DAE4 Sn1277; Calibrated: 2012/07/19
- Phantom: SAM Phantom_Left; Type: SAM V4.0; Serial: TP 1202
- Measurement SW: DASY52, Version 52.8 (2); SEMCAD X Version 14.6.6 (6824)

Pin=250mW/Area Scan (61x61x1): Measurement grid: dx=15mm, dy=15mm

Maximum value of SAR (interpolated) = 3.03 W/kg

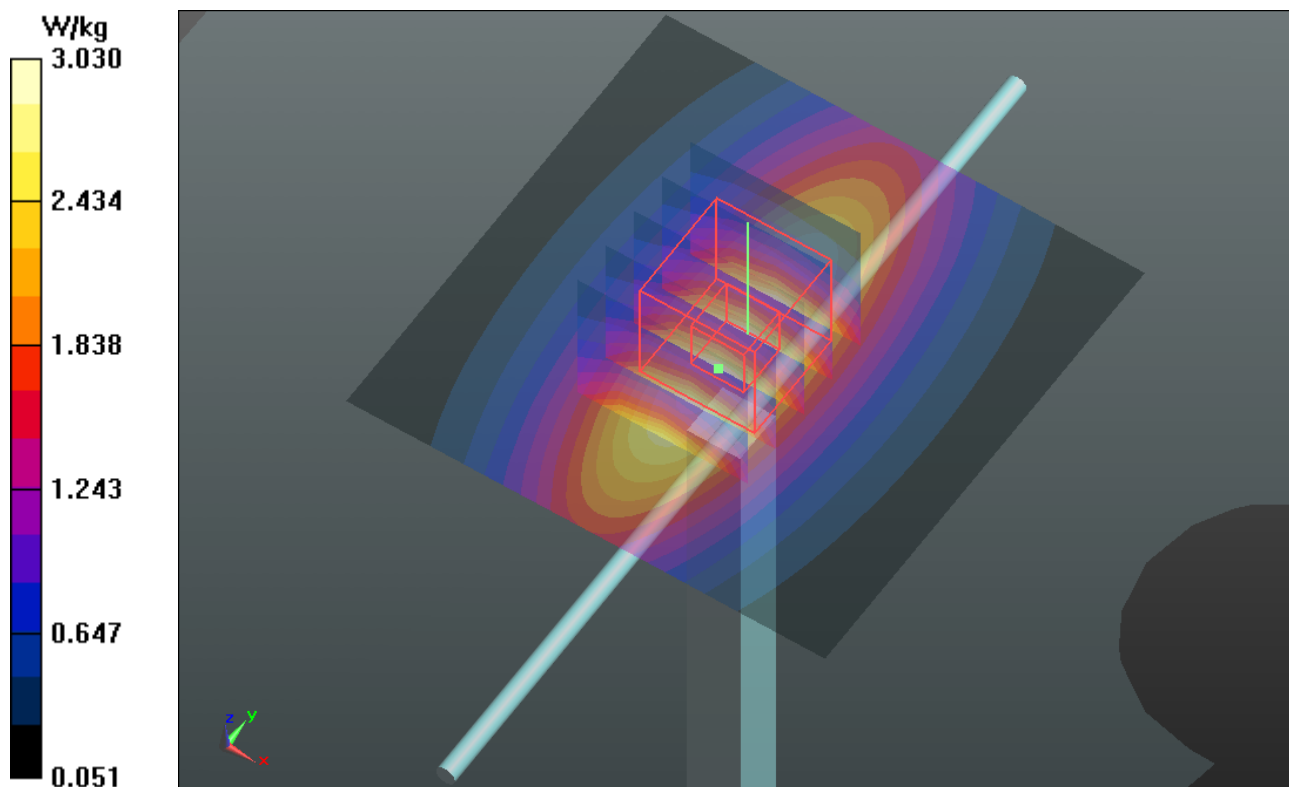
Pin=250mW/Zoom Scan (5x5x7)/Cube 0: Measurement grid: dx=8mm, dy=8mm, dz=5mm

Reference Value = 53.580 V/m; Power Drift = -0.01 dB

Peak SAR (extrapolated) = 3.526 mW/g

SAR(1 g) = 2.38 mW/g; SAR(10 g) = 1.57 mW/g

Maximum value of SAR (measured) = 2.99 W/kg



System Check_B835_120920

DUT: Dipole 835 MHz; Type: D835V2; SN: 4d021

Communication System: CW; Frequency: 835 MHz; Duty Cycle: 1:1

Medium: B835_0920 Medium parameters used: $f = 835$ MHz; $\sigma = 0.98$ mho/m; $\epsilon_r = 55.935$; $\rho = 1000$ kg/m³

Ambient Temperature : 21.5 °C ; Liquid Temperature : 20.6 °C

DASY5 Configuration:

- Probe: EX3DV4 - SN3650; ConvF(9.12, 9.12, 9.12); Calibrated: 2011/10/26;
- Sensor-Surface: 2mm (Mechanical Surface Detection)
- Electronics: DAE4 Sn861; Calibrated: 2012/08/23
- Phantom: SAM Phantom_Left; Type: SAM V4.0; Serial: TP 1202
- Measurement SW: DASY52, Version 52.8 (2); SEMCAD X Version 14.6.6 (6824)

Pin=250mW/Area Scan (61x61x1): Measurement grid: dx=15mm, dy=15mm

Maximum value of SAR (interpolated) = 3.00 W/kg

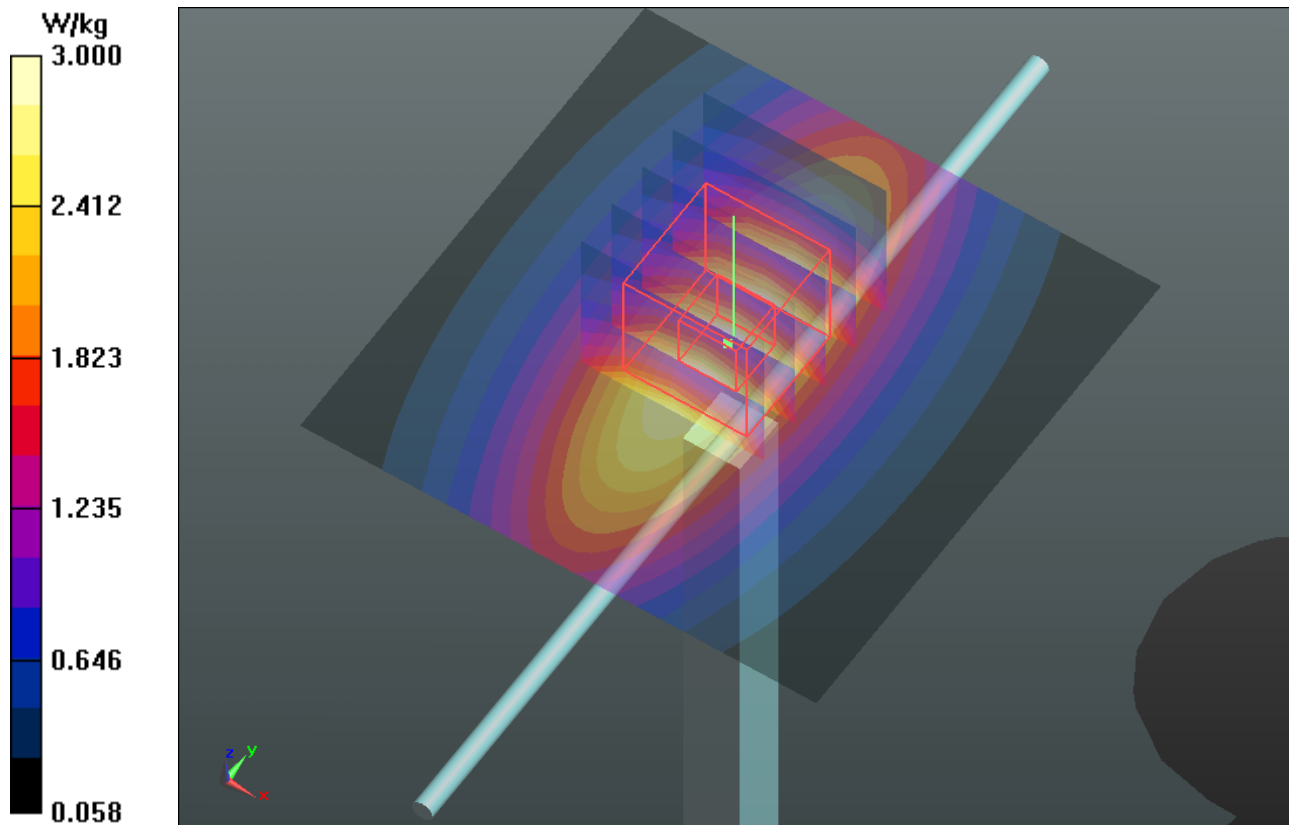
Pin=250mW/Zoom Scan (5x5x7)/Cube 0: Measurement grid: dx=8mm, dy=8mm, dz=5mm

Reference Value = 53.370 V/m; Power Drift = 0.06 dB

Peak SAR (extrapolated) = 3.515 mW/g

SAR(1 g) = 2.37 mW/g; SAR(10 g) = 1.57 mW/g

Maximum value of SAR (measured) = 3.01 W/kg



System Check_B835_120921

DUT: Dipole 835 MHz; Type: D835V2; SN: 4d021

Communication System: CW; Frequency: 835 MHz; Duty Cycle: 1:1

Medium: B835_0921 Medium parameters used: $f = 835$ MHz; $\sigma = 0.98$ mho/m; $\epsilon_r = 55.8$; $\rho = 1000$ kg/m³

Ambient Temperature : 21.5 °C ; Liquid Temperature : 20.3 °C

DASY4 Configuration:

- Probe: EX3DV4 - SN3650; ConvF(9.12, 9.12, 9.12); Calibrated: 2011/10/26
- Sensor-Surface: 2mm (Mechanical Surface Detection)
- Electronics: DAE4 Sn861; Calibrated: 2012/08/23
- Phantom: SAM Phantom_Left; Type: SAM V4.0; Serial: TP 1652
- Measurement SW: DASY4, V4.7 Build 80; Postprocessing SW: SEMCAD, V1.8 Build 186

Pin=250mW/Area Scan (61x61x1): Measurement grid: dx=15mm, dy=15mm

Maximum value of SAR (interpolated) = 3.06 mW/g

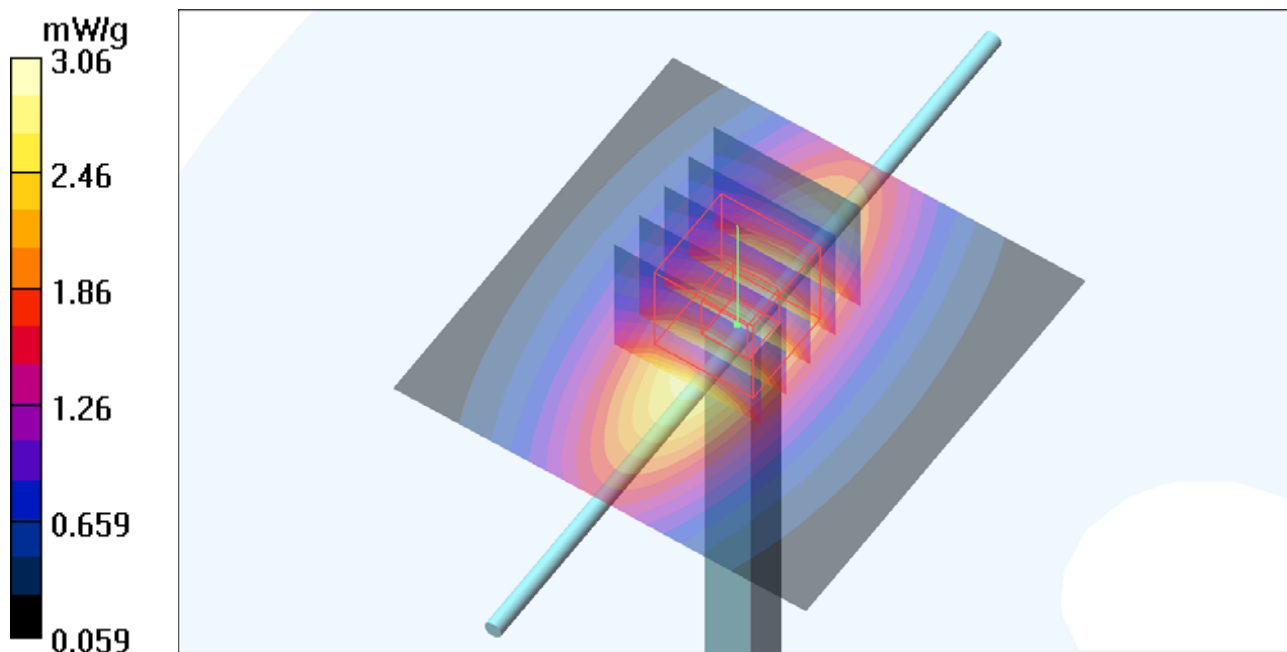
Pin=250mW/Zoom Scan (5x5x7)/Cube 0: Measurement grid: dx=8mm, dy=8mm, dz=5mm

Reference Value = 53.8 V/m; Power Drift = -0.015 dB

Peak SAR (extrapolated) = 3.58 W/kg

SAR(1 g) = 2.41 mW/g; SAR(10 g) = 1.6 mW/g

Maximum value of SAR (measured) = 3.06 mW/g



System Check_B835_120926

DUT: Dipole 835 MHz; Type: D835V2; SN: 4d021

Communication System: CW; Frequency: 835 MHz; Duty Cycle: 1:1

Medium: B835_0926 Medium parameters used: $f = 835$ MHz; $\sigma = 0.98$ mho/m; $\epsilon_r = 55.935$; $\rho = 1000$ kg/m³

Ambient Temperature : 21.7 °C ; Liquid Temperature : 20.9 °C

DASY5 Configuration:

- Probe: EX3DV4 - SN3864; ConvF(9.94, 9.94, 9.94); Calibrated: 2012/07/19;
- Sensor-Surface: 2mm (Mechanical Surface Detection)
- Electronics: DAE4 Sn1277; Calibrated: 2012/07/19
- Phantom: SAM with CRP v5.0 Front; Type: QD000P40CD; Serial: TP:1653
- Measurement SW: DASY52, Version 52.8 (2); SEMCAD X Version 14.6.6 (6824)

Pin=250mW/Area Scan (61x61x1): Measurement grid: dx=15mm, dy=15mm

Maximum value of SAR (interpolated) = 3.07 W/kg

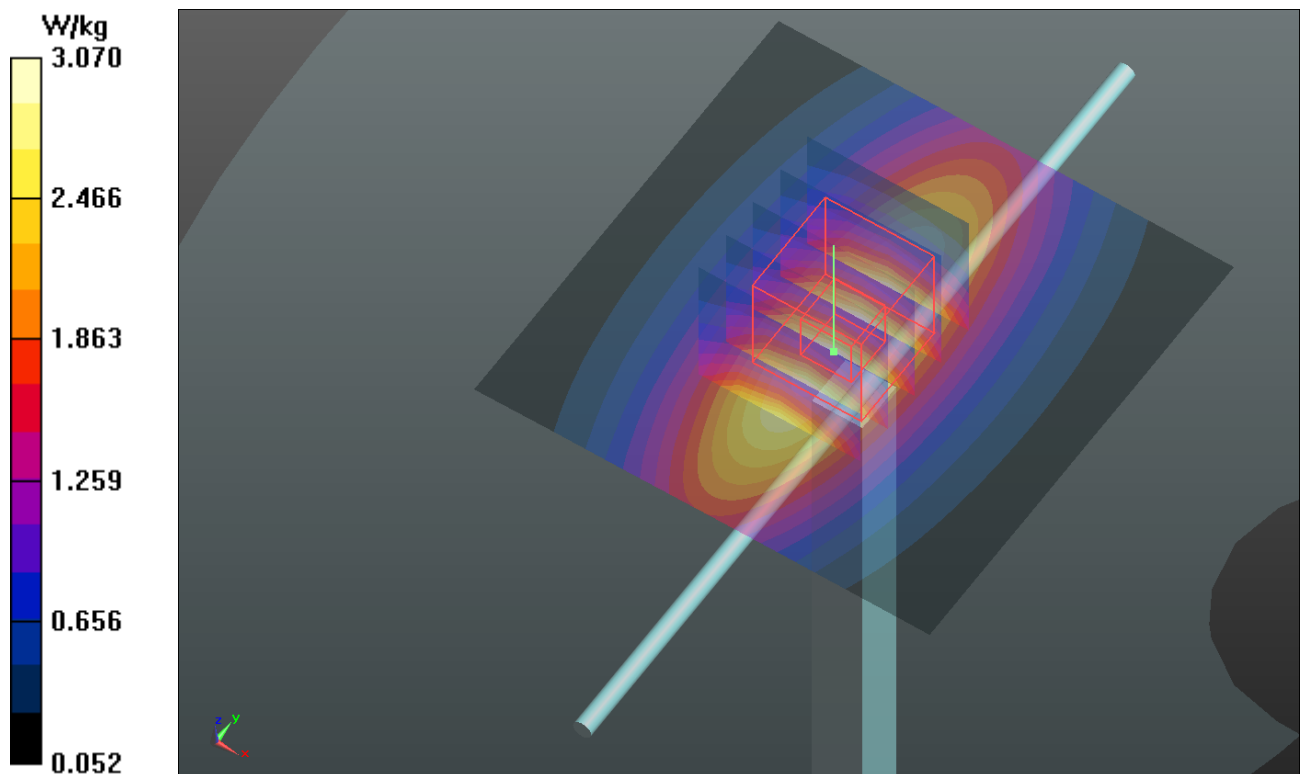
Pin=250mW/Zoom Scan (5x5x7)/Cube 0: Measurement grid: dx=8mm, dy=8mm, dz=5mm

Reference Value = 53.865 V/m; Power Drift = -0.02 dB

Peak SAR (extrapolated) = 3.584 mW/g

SAR(1 g) = 2.41 mW/g; SAR(10 g) = 1.59 mW/g

Maximum value of SAR (measured) = 3.05 W/kg



System Check_B835_121016

DUT: Dipole 835 MHz; Type: D835V2; SN: 4d021

Communication System: CW; Frequency: 835 MHz; Duty Cycle: 1:1

Medium: B835_1016 Medium parameters used: $f = 835 \text{ MHz}$; $\sigma = 0.992 \text{ mho/m}$; $\epsilon_r = 56.671$; $\rho = 1000 \text{ kg/m}^3$

Ambient Temperature : 21.6 °C ; Liquid Temperature : 20.1 °C

DASY5 Configuration:

- Probe: EX3DV4 - SN3864; ConvF(9.94, 9.94, 9.94); Calibrated: 2012/07/19;
- Sensor-Surface: 2mm (Mechanical Surface Detection)
- Electronics: DAE3 Sn579; Calibrated: 2012/04/27
- Phantom: ELI v4.0; Type: QDOVA001BA; Serial: TP:1043
- Measurement SW: DASY52, Version 52.8 (2); SEMCAD X Version 14.6.6 (6824)

Pin=250mW/Area Scan (61x61x1): Measurement grid: dx=15mm, dy=15mm

Maximum value of SAR (interpolated) = 3.10 W/kg

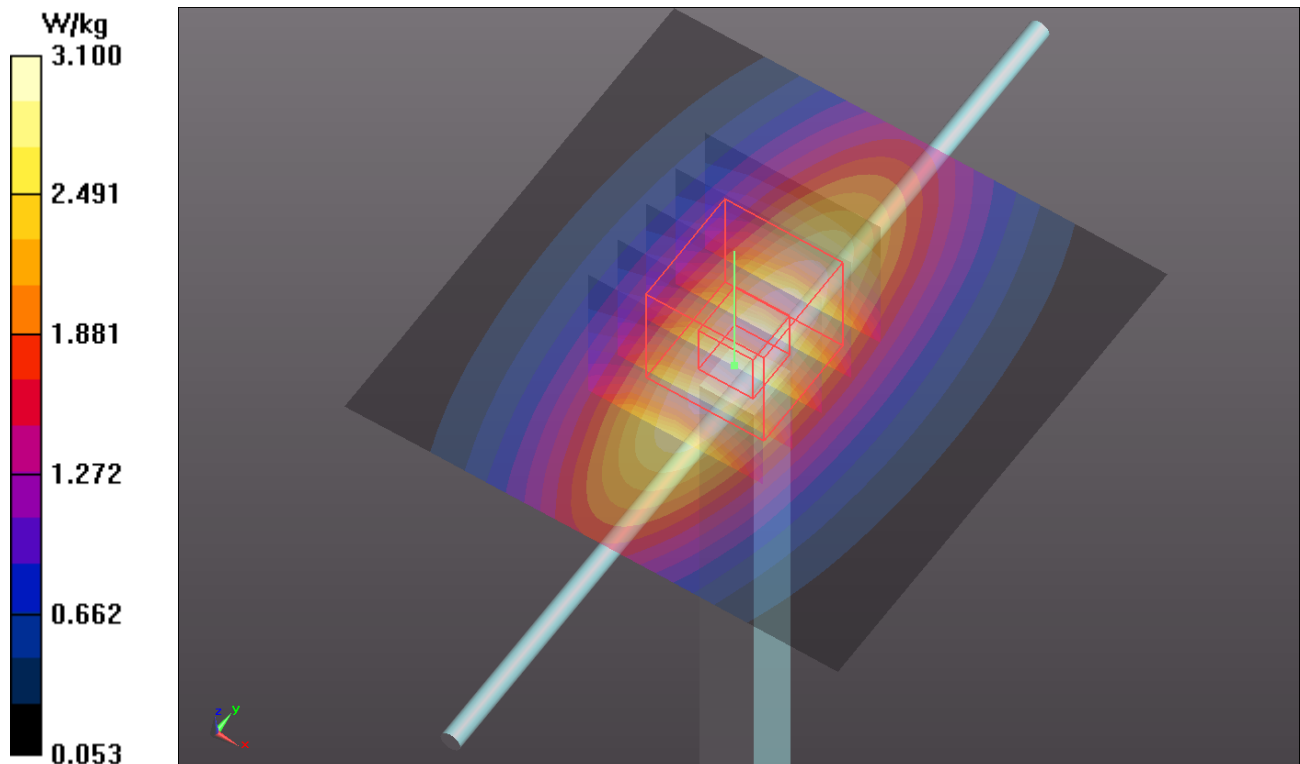
Pin=250mW/Zoom Scan (5x5x7)/Cube 0: Measurement grid: dx=8mm, dy=8mm, dz=5mm

Reference Value = 53.799 V/m; Power Drift = -0.02 dB

Peak SAR (extrapolated) = 3.622 mW/g

SAR(1 g) = 2.44 mW/g; SAR(10 g) = 1.61 mW/g

Maximum value of SAR (measured) = 3.08 W/kg



System Check_B1750_120901

DUT: Dipole 1750 MHz; Type: D1750V2; SN: 1023

Communication System: CW; Frequency: 1750 MHz; Duty Cycle: 1:1

Medium: B1750_0901 Medium parameters used: $f = 1750$ MHz; $\sigma = 1.468$ mho/m; $\epsilon_r = 53.825$; $\rho = 1000$ kg/m³

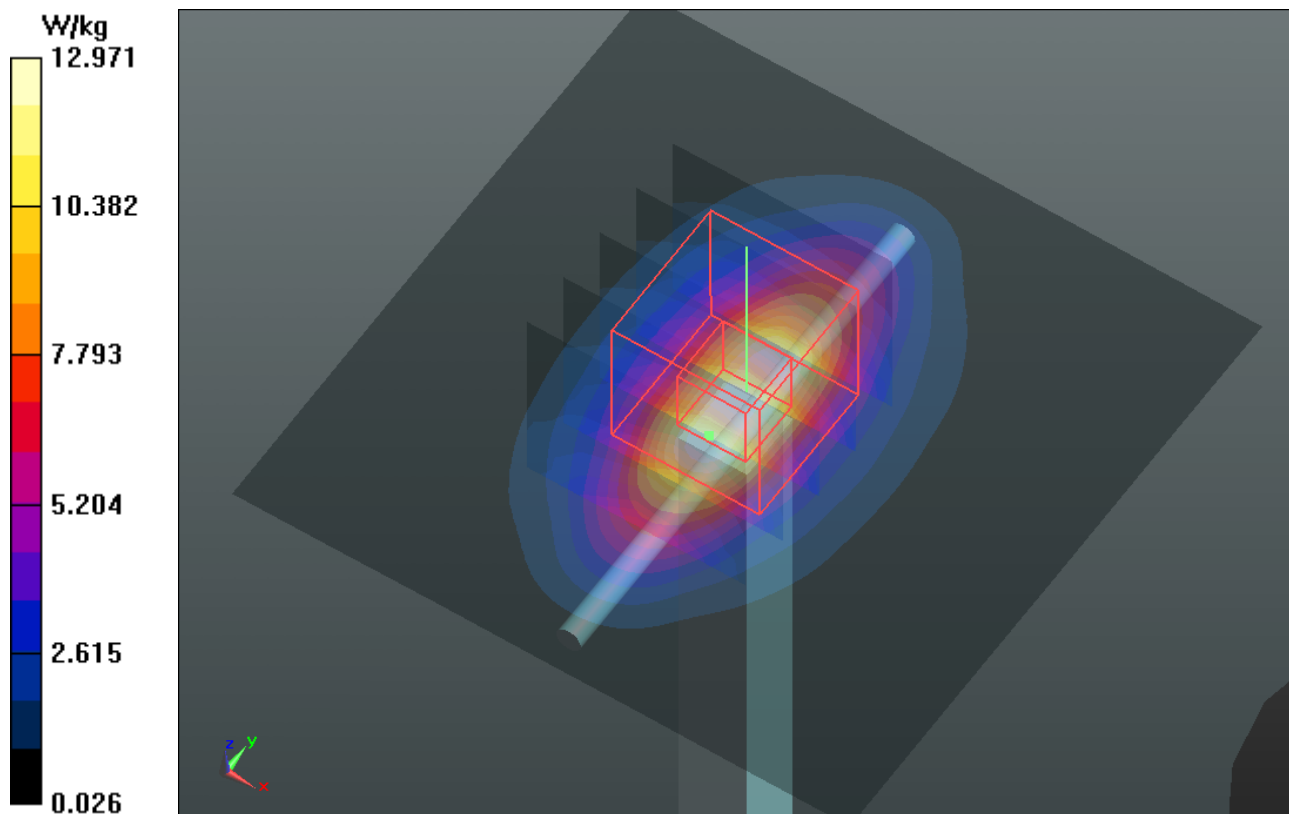
Ambient Temperature : 21.9 °C ; Liquid Temperature : 20.9 °C

DASY5 Configuration:

- Probe: EX3DV4 - SN3650; ConvF(7.49, 7.49, 7.49); Calibrated: 2011/10/26;
- Sensor-Surface: 2mm (Mechanical Surface Detection)
- Electronics: DAE4 Sn910; Calibrated: 2011/12/07
- Phantom: SAM Phantom_Front; Type: SAM V4.0; Serial: TP 1485
- Measurement SW: DASY52, Version 52.8 (2); SEMCAD X Version 14.6.6 (6824)

Pin=250mW/Area Scan (61x61x1): Interpolated grid: dx=1.500 mm, dy=1.500 mm
Maximum value of SAR (interpolated) = 13.0 W/kg

Pin=250mW/Zoom Scan (5x5x7)/Cube 0: Measurement grid: dx=8mm, dy=8mm, dz=5mm
Reference Value = 94.636 V/m; Power Drift = -0.01 dB
Peak SAR (extrapolated) = 15.798 mW/g
SAR(1 g) = 8.99 mW/g; SAR(10 g) = 4.81 mW/g
Maximum value of SAR (measured) = 12.6 W/kg



System Check_B1750_120905

DUT: Dipole 1750 MHz; Type: D1750V2; SN: 1023

Communication System: CW; Frequency: 1750 MHz; Duty Cycle: 1:1

Medium: B1750_0905 Medium parameters used: $f = 1750$ MHz; $\sigma = 1.47$ mho/m; $\epsilon_r = 53.7$; $\rho = 1000$ kg/m³

Ambient Temperature : 21.5 °C ; Liquid Temperature : 20.1 °C

DASY4 Configuration:

- Probe: EX3DV4 - SN3864; ConvF(8.45, 8.45, 8.45); Calibrated: 2012/07/19
- Sensor-Surface: 2mm (Mechanical Surface Detection)
- Electronics: DAE4 Sn1277; Calibrated: 2012/07/19
- Phantom: SAM Phantom_Left; Type: SAM V4.0; Serial: TP 1652
- Measurement SW: DASY4, V4.7 Build 80; Postprocessing SW: SEMCAD, V1.8 Build 186

Pin=250mW/Area Scan (61x61x1): Measurement grid: dx=15mm, dy=15mm

Maximum value of SAR (interpolated) = 13.7 mW/g

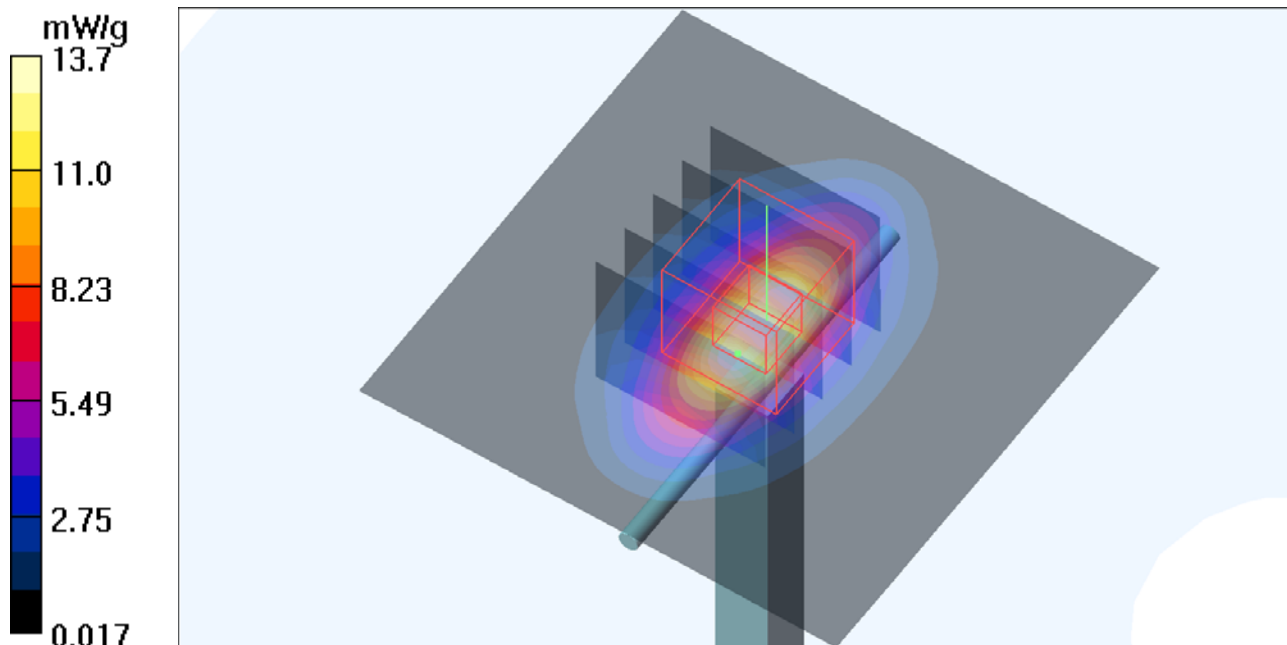
Pin=250mW/Zoom Scan (5x5x7)/Cube 0: Measurement grid: dx=8mm, dy=8mm, dz=5mm

Reference Value = 97.3 V/m; Power Drift = -0.007 dB

Peak SAR (extrapolated) = 16.4 W/kg

SAR(1 g) = 9.48 mW/g; SAR(10 g) = 5.1 mW/g

Maximum value of SAR (measured) = 13.3 mW/g



System Check_B1750_120920

DUT: Dipole 1750 MHz; Type: D1750V2; SN: 1023

Communication System: CW; Frequency: 1750 MHz; Duty Cycle: 1:1

Medium: B1750_0920 Medium parameters used: $f = 1750$ MHz; $\sigma = 1.52$ mho/m; $\epsilon_r = 54.6$; $\rho = 1000$ kg/m³

Ambient Temperature : 22.5 °C ; Liquid Temperature : 21.3 °C

DASY4 Configuration:

- Probe: EX3DV4 - SN3864; ConvF(8.45, 8.45, 8.45); Calibrated: 2012/07/19
- Sensor-Surface: 2mm (Mechanical Surface Detection)
- Electronics: DAE4 Sn1277; Calibrated: 2012/07/19
- Phantom: SAM Phantom_Front; Type: SAM V4.0; Serial: TP 1654
- Measurement SW: DASY4, V4.7 Build 80; Postprocessing SW: SEMCAD, V1.8 Build 186

Pin=250mW/Area Scan (61x61x1): Measurement grid: dx=15mm, dy=15mm

Maximum value of SAR (interpolated) = 13.9 mW/g

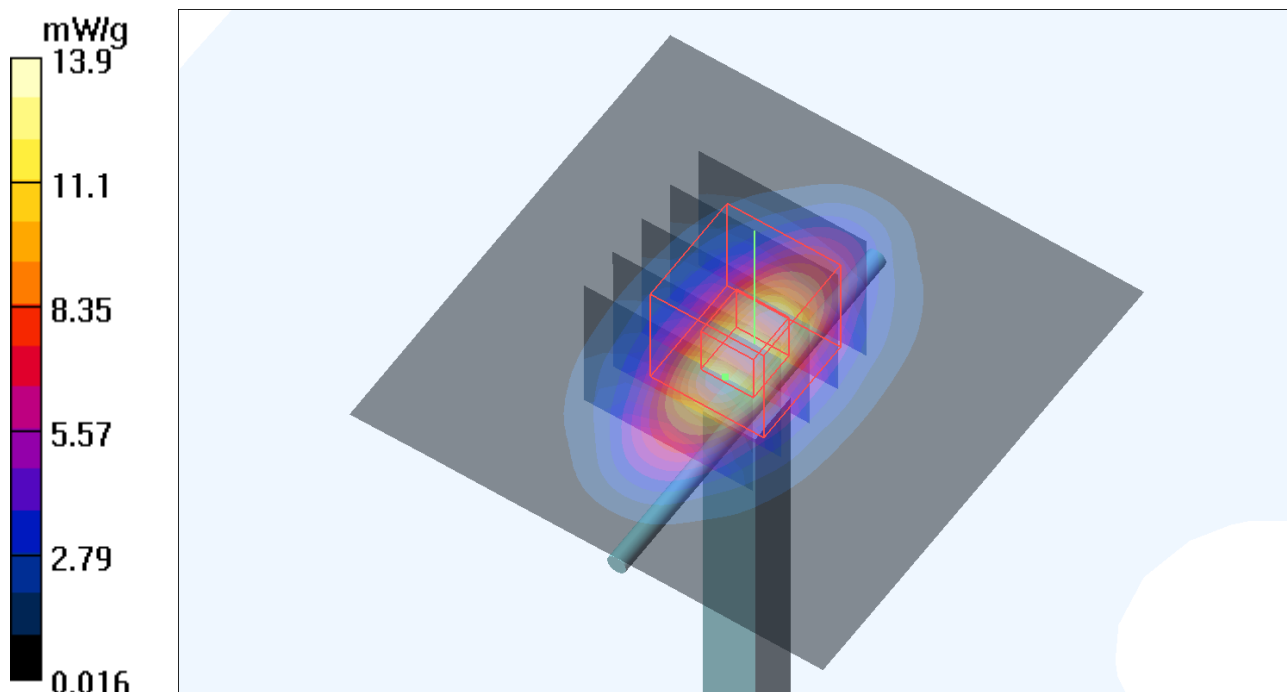
Pin=250mW/Zoom Scan (5x5x7)/Cube 0: Measurement grid: dx=8mm, dy=8mm, dz=5mm

Reference Value = 96.7 V/m; Power Drift = -0.008 dB

Peak SAR (extrapolated) = 16.8 W/kg

SAR(1 g) = 9.64 mW/g; SAR(10 g) = 5.19 mW/g

Maximum value of SAR (measured) = 13.5 mW/g



System Check_B1750_120924

DUT: Dipole 1750 MHz; Type: D1750V2; SN: 1023

Communication System: CW; Frequency: 1750 MHz; Duty Cycle: 1:1

Medium: B1750_0924 Medium parameters used: $f = 1750$ MHz; $\sigma = 1.47$ mho/m; $\epsilon_r = 53.682$; $\rho = 1000$ kg/m³

Ambient Temperature : 21.6 °C ; Liquid Temperature : 20.4 °C

DASY5 Configuration:

- Probe: EX3DV4 - SN3650; ConvF(7.49, 7.49, 7.49); Calibrated: 2011/10/26;
- Sensor-Surface: 2mm (Mechanical Surface Detection)
- Electronics: DAE4 Sn861; Calibrated: 2012/08/23
- Phantom: SAM Phantom_Front; Type: SAM V4.0; Serial: TP 1485
- Measurement SW: DASY52, Version 52.8 (2); SEMCAD X Version 14.6.6 (6824)

Pin=250mW/Area Scan (61x61x1): Measurement grid: dx=15mm, dy=15mm

Maximum value of SAR (interpolated) = 13.0 W/kg

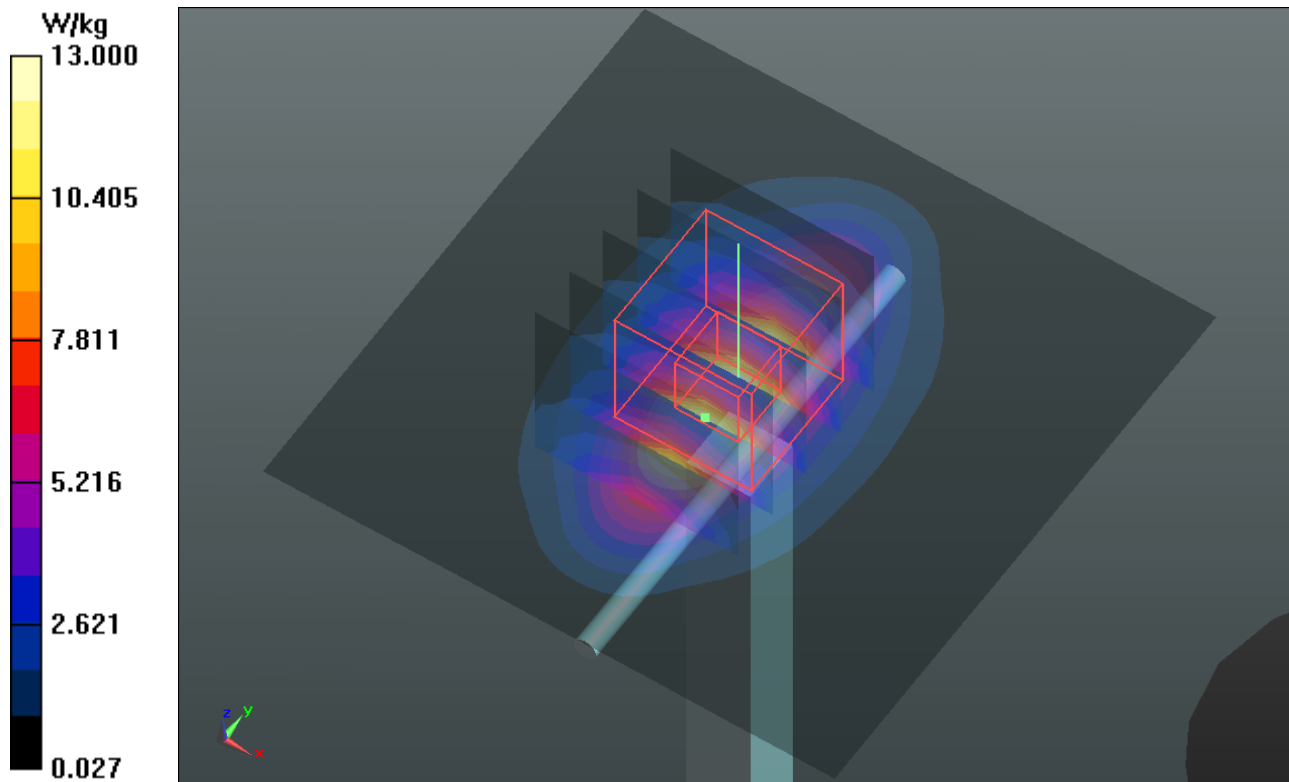
Pin=250mW/Zoom Scan (5x5x7)/Cube 0: Measurement grid: dx=8mm, dy=8mm, dz=5mm

Reference Value = 94.886 V/m; Power Drift = -0.01 dB

Peak SAR (extrapolated) = 15.912 mW/g

SAR(1 g) = 9.04 mW/g; SAR(10 g) = 4.84 mW/g

Maximum value of SAR (measured) = 12.7 W/kg



System Check_B1750_120927

DUT: Dipole 1750 MHz; Type: D1750V2; SN: 1023

Communication System: CW; Frequency: 1750 MHz; Duty Cycle: 1:1

Medium: B1750_0927 Medium parameters used: $f = 1750$ MHz; $\sigma = 1.468$ mho/m; $\epsilon_r = 53.825$; $\rho = 1000$ kg/m³

Ambient Temperature : 21.8 °C ; Liquid Temperature : 20.8 °C

DASY5 Configuration:

- Probe: EX3DV4 - SN3864; ConvF(8.45, 8.45, 8.45); Calibrated: 2012/07/19;
- Sensor-Surface: 2mm (Mechanical Surface Detection)
- Electronics: DAE4 Sn1277; Calibrated: 2012/07/19
- Phantom: SAM with CRP v5.0 Front; Type: QD000P40CD; Serial: TP:1653
- Measurement SW: DASY52, Version 52.8 (2); SEMCAD X Version 14.6.6 (6824)

Pin=250mW/Area Scan (61x61x1): Measurement grid: dx=15mm, dy=15mm

Maximum value of SAR (interpolated) = 13.6 W/kg

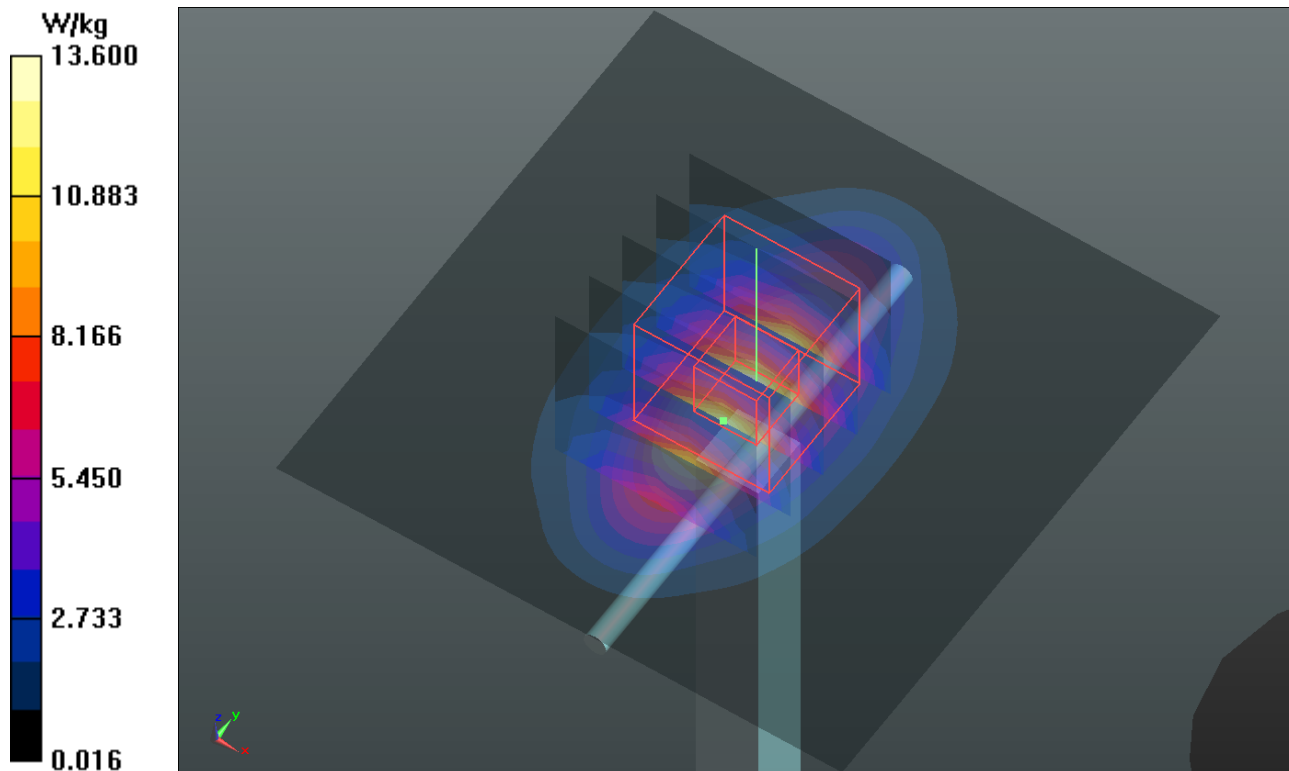
Pin=250mW/Zoom Scan (5x5x7)/Cube 0: Measurement grid: dx=8mm, dy=8mm, dz=5mm

Reference Value = 97.050 V/m; Power Drift = -0.01 dB

Peak SAR (extrapolated) = 16.294 mW/g

SAR(1 g) = 9.39 mW/g; SAR(10 g) = 5.05 mW/g

Maximum value of SAR (measured) = 13.1 W/kg



System Check_B1750_121018

DUT: Dipole 1750 MHz; Type: D1750V2; SN: 1023

Communication System: CW; Frequency: 1750 MHz; Duty Cycle: 1:1

Medium: B1750_1018 Medium parameters used: $f = 1750$ MHz; $\sigma = 1.462$ mho/m; $\epsilon_r = 54.519$; $\rho = 1000$ kg/m³

Ambient Temperature : 22.7 °C ; Liquid Temperature : 21.7 °C

DASY5 Configuration:

- Probe: EX3DV4 - SN3864; ConvF(8.45, 8.45, 8.45); Calibrated: 2012/07/19;
- Sensor-Surface: 2mm (Mechanical Surface Detection)
- Electronics: DAE3 Sn579; Calibrated: 2012/04/27
- Phantom: ELI v4.0; Type: QDOVA001BA; Serial: TP:1043
- Measurement SW: DASY52, Version 52.8 (2); SEMCAD X Version 14.6.6 (6824)

Pin=250mW/Area Scan (61x61x1): Measurement grid: dx=20mm, dy=20mm

Maximum value of SAR (interpolated) = 13.6 W/kg

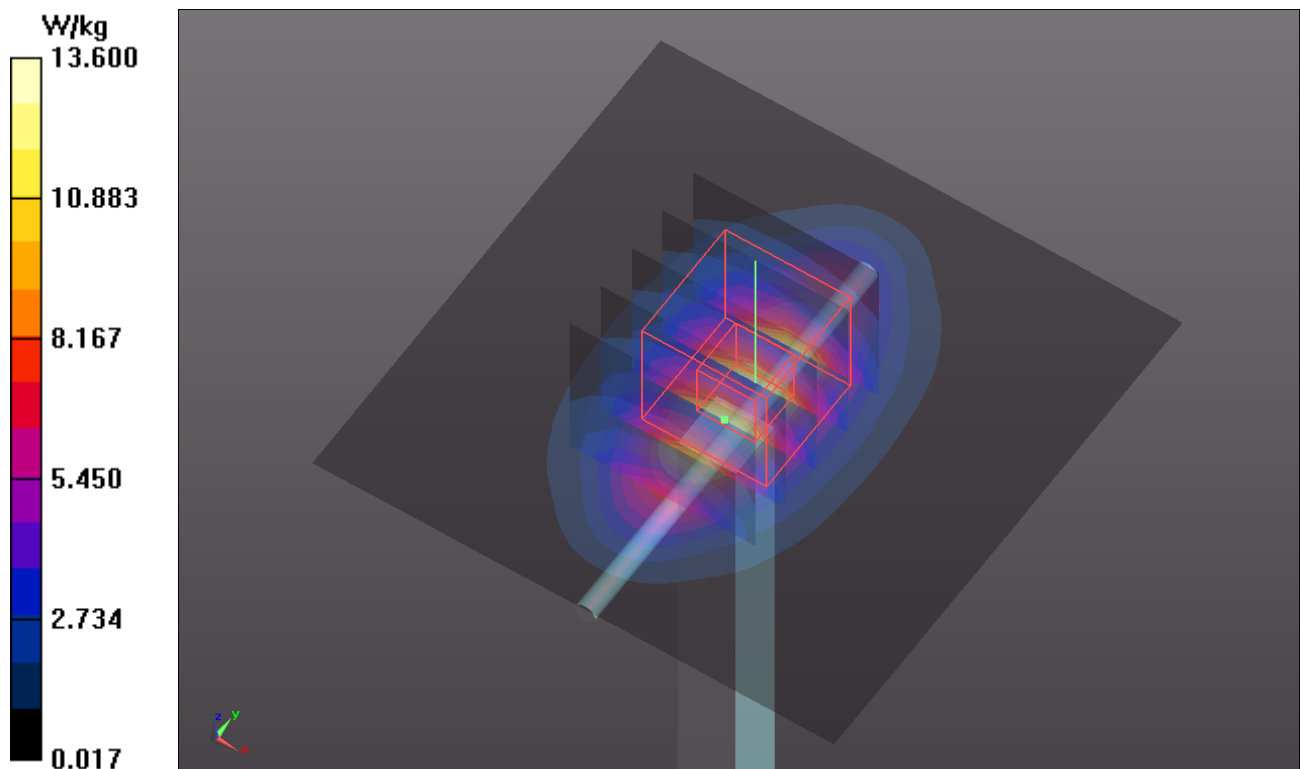
Pin=250mW/Zoom Scan (5x5x7)/Cube 0: Measurement grid: dx=8mm, dy=8mm, dz=5mm

Reference Value = 97.207 V/m; Power Drift = -0.01 dB

Peak SAR (extrapolated) = 16.338 mW/g

SAR(1 g) = 9.42 mW/g; SAR(10 g) = 5.07 mW/g

Maximum value of SAR (measured) = 13.2 W/kg



System Check_B1900_120901

DUT: Dipole 1900 MHz; Type: D1900V2; SN: 5d036

Communication System: CW; Frequency: 1900 MHz; Duty Cycle: 1:1

Medium: B1900_0901 Medium parameters used: $f = 1900$ MHz; $\sigma = 1.549$ mho/m; $\epsilon_r = 52.883$; $\rho = 1000$ kg/m³

Ambient Temperature : 21.9 °C ; Liquid Temperature : 21.0 °C

DASY5 Configuration:

- Probe: EX3DV4 - SN3650; ConvF(7.46, 7.46, 7.46); Calibrated: 2011/10/26;
- Sensor-Surface: 2mm (Mechanical Surface Detection)
- Electronics: DAE4 Sn910; Calibrated: 2011/12/07
- Phantom: SAM Phantom_Front; Type: SAM V4.0; Serial: TP 1485
- Measurement SW: DASY52, Version 52.8 (2); SEMCAD X Version 14.6.6 (6824)

Pin=250mW/Area Scan (61x61x1): Measurement grid: dx=15mm, dy=15mm

Maximum value of SAR (interpolated) = 14.3 W/kg

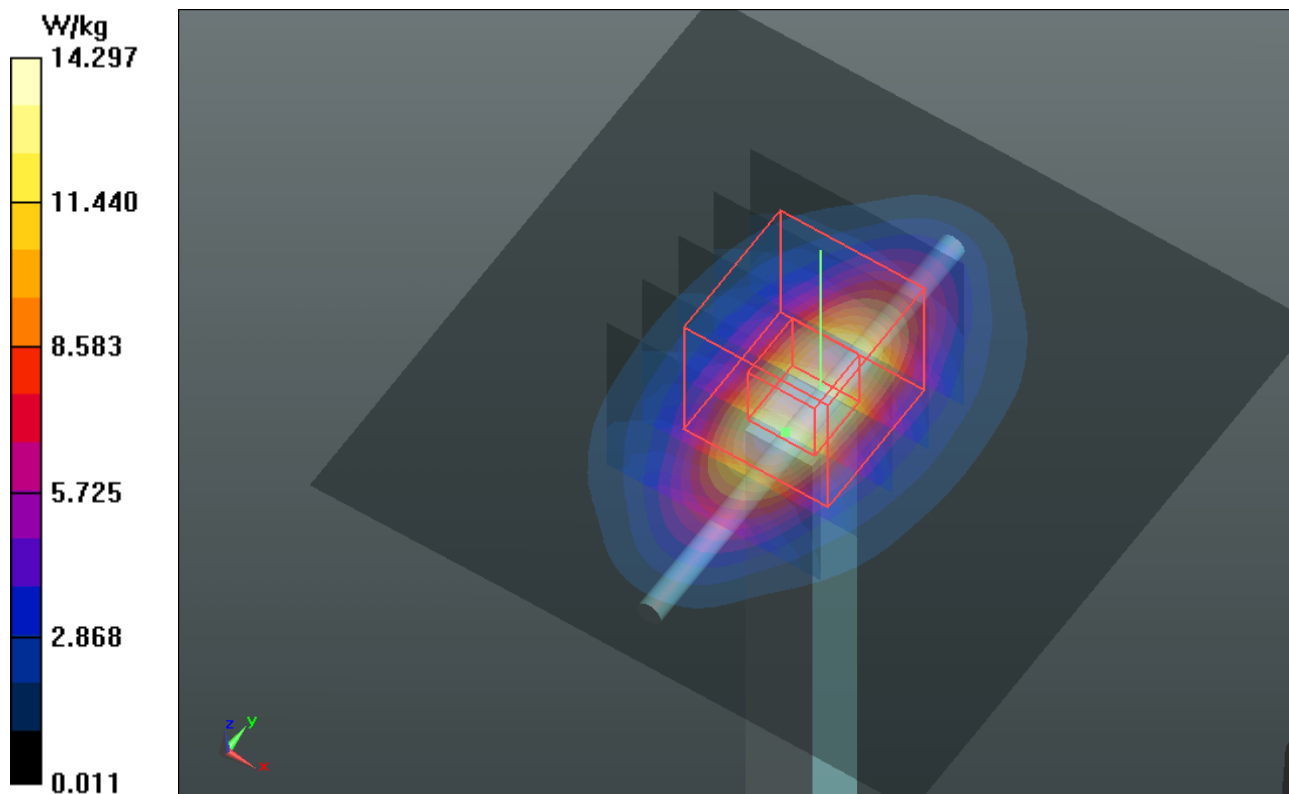
Pin=250mW/Zoom Scan (5x5x7)/Cube 0: Measurement grid: dx=8mm, dy=8mm, dz=5mm

Reference Value = 96.916 V/m; Power Drift = 0.02 dB

Peak SAR (extrapolated) = 17.898 mW/g

SAR(1 g) = 9.86 mW/g; SAR(10 g) = 5.09 mW/g

Maximum value of SAR (measured) = 14.1 W/kg



System Check_B1900_120905

DUT: Dipole 1900 MHz; Type: D1900V2; SN: 5d036

Communication System: CW; Frequency: 1900 MHz; Duty Cycle: 1:1

Medium: B1900_0905 Medium parameters used: $f = 1900$ MHz; $\sigma = 1.54$ mho/m; $\epsilon_r = 52.8$; $\rho = 1000$ kg/m³

Ambient Temperature : 21.5 °C; Liquid Temperature : 20.1 °C

DASY4 Configuration:

- Probe: EX3DV4 - SN3864; ConvF(7.88, 7.88, 7.88); Calibrated: 2012/07/19
- Sensor-Surface: 2mm (Mechanical Surface Detection)
- Electronics: DAE4 Sn1277; Calibrated: 2012/07/19
- Phantom: SAM Phantom_Left; Type: SAM V4.0; Serial: TP 1652
- Measurement SW: DASY4, V4.7 Build 80; Postprocessing SW: SEMCAD, V1.8 Build 186

Pin=250mW/Area Scan (61x61x1): Measurement grid: dx=15mm, dy=15mm

Maximum value of SAR (interpolated) = 14.5 mW/g

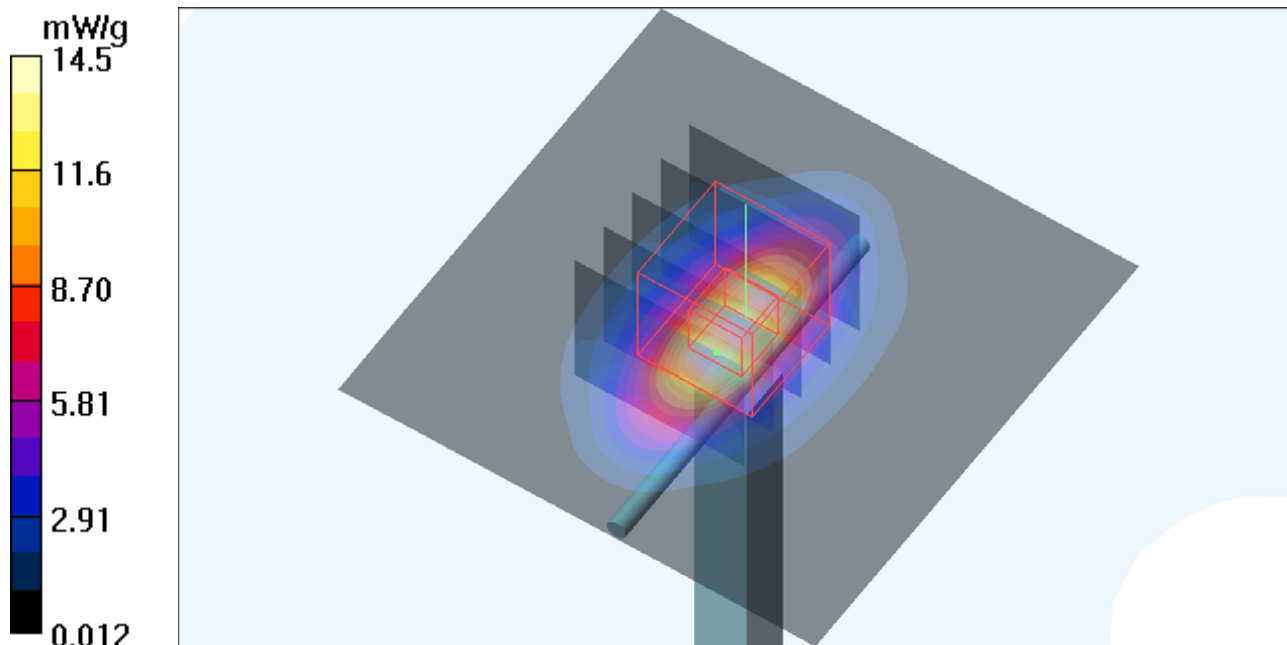
Pin=250mW/Zoom Scan (5x5x7)/Cube 0: Measurement grid: dx=8mm, dy=8mm, dz=5mm

Reference Value = 96.5 V/m; Power Drift = -0.005 dB

Peak SAR (extrapolated) = 17.5 W/kg

SAR(1 g) = 9.67 mW/g; SAR(10 g) = 5.01 mW/g

Maximum value of SAR (measured) = 13.6 mW/g



System Check_B1900_120920

DUT: Dipole 1900 MHz; Type: D1900V2; SN: 5d036

Communication System: CW; Frequency: 1900 MHz; Duty Cycle: 1:1

Medium: B1900_0920 Medium parameters used: $f = 1900$ MHz; $\sigma = 1.55$ mho/m; $\epsilon_r = 53$; $\rho = 1000$ kg/m³

Ambient Temperature : 22.4 °C ; Liquid Temperature : 21.1 °C

DASY4 Configuration:

- Probe: EX3DV4 - SN3864; ConvF(7.88, 7.88, 7.88); Calibrated: 2012/07/19
- Sensor-Surface: 2mm (Mechanical Surface Detection)
- Electronics: DAE4 Sn1277; Calibrated: 2012/07/19
- Phantom: SAM Phantom_Front; Type: SAM V4.0; Serial: TP 1654
- Measurement SW: DASY4, V4.7 Build 80; Postprocessing SW: SEMCAD, V1.8 Build 186

Pin=250mW/Area Scan (61x61x1): Measurement grid: dx=15mm, dy=15mm

Maximum value of SAR (interpolated) = 14.4 mW/g

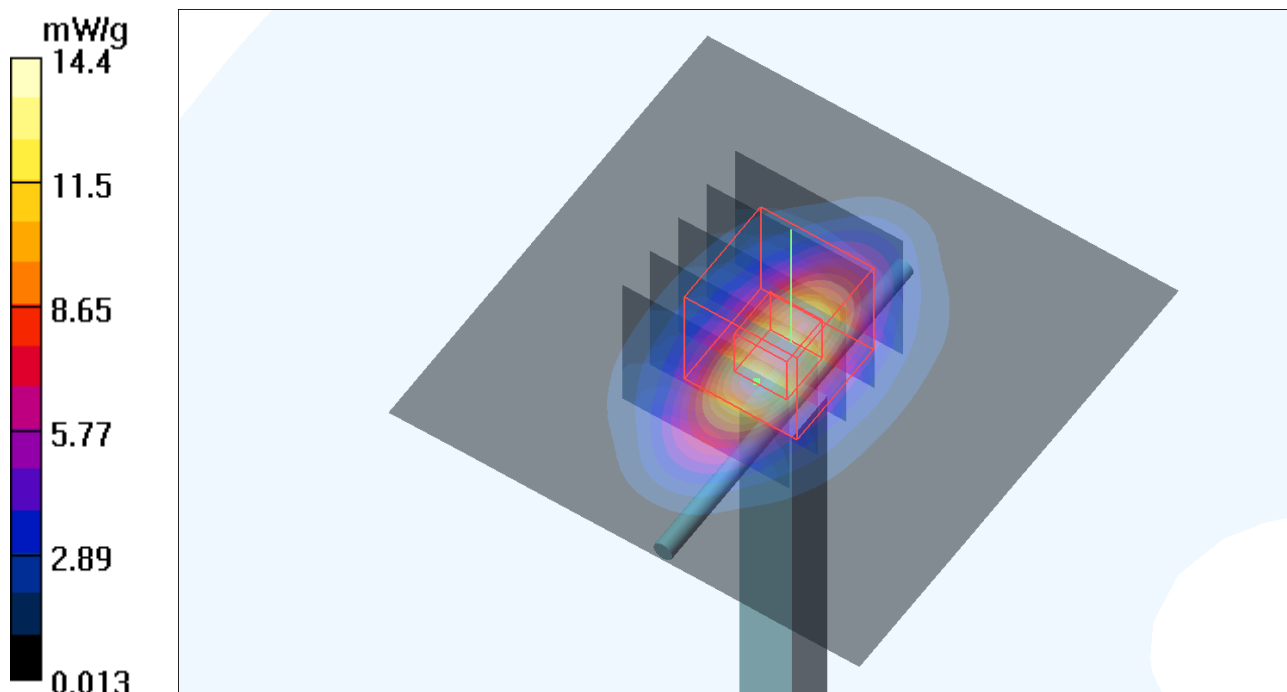
Pin=250mW/Zoom Scan (5x5x7)/Cube 0: Measurement grid: dx=8mm, dy=8mm, dz=5mm

Reference Value = 96.0 V/m; Power Drift = -0.020 dB

Peak SAR (extrapolated) = 17.2 W/kg

SAR(1 g) = 9.55 mW/g; SAR(10 g) = 4.96 mW/g

Maximum value of SAR (measured) = 13.5 mW/g



System Check_B1900_120924

DUT: Dipole 1900 MHz; Type: D1900V2; SN: 5d036

Communication System: CW; Frequency: 1900 MHz; Duty Cycle: 1:1

Medium: B1900_0924 Medium parameters used : $f = 1900$ MHz; $\sigma = 1.535$ mho/m; $\epsilon_r = 52.012$; $\rho = 1000$ kg/m³

Ambient Temperature : 21.6 °C ; Liquid Temperature : 20.4 °C

DASY5 Configuration:

- Probe: EX3DV4 - SN3650; ConvF(7.46, 7.46, 7.46); Calibrated: 2011/10/26;
- Sensor-Surface: 2mm (Mechanical Surface Detection)
- Electronics: DAE4 Sn861; Calibrated: 2012/08/23
- Phantom: SAM Phantom_Front; Type: SAM V4.0; Serial: TP 1485
- Measurement SW: DASY52, Version 52.8 (2); SEMCAD X Version 14.6.6 (6824)

Pin=250mW/Area Scan (61x61x1): Measurement grid: dx=15mm, dy=15mm

Maximum value of SAR (interpolated) = 14.8 W/kg

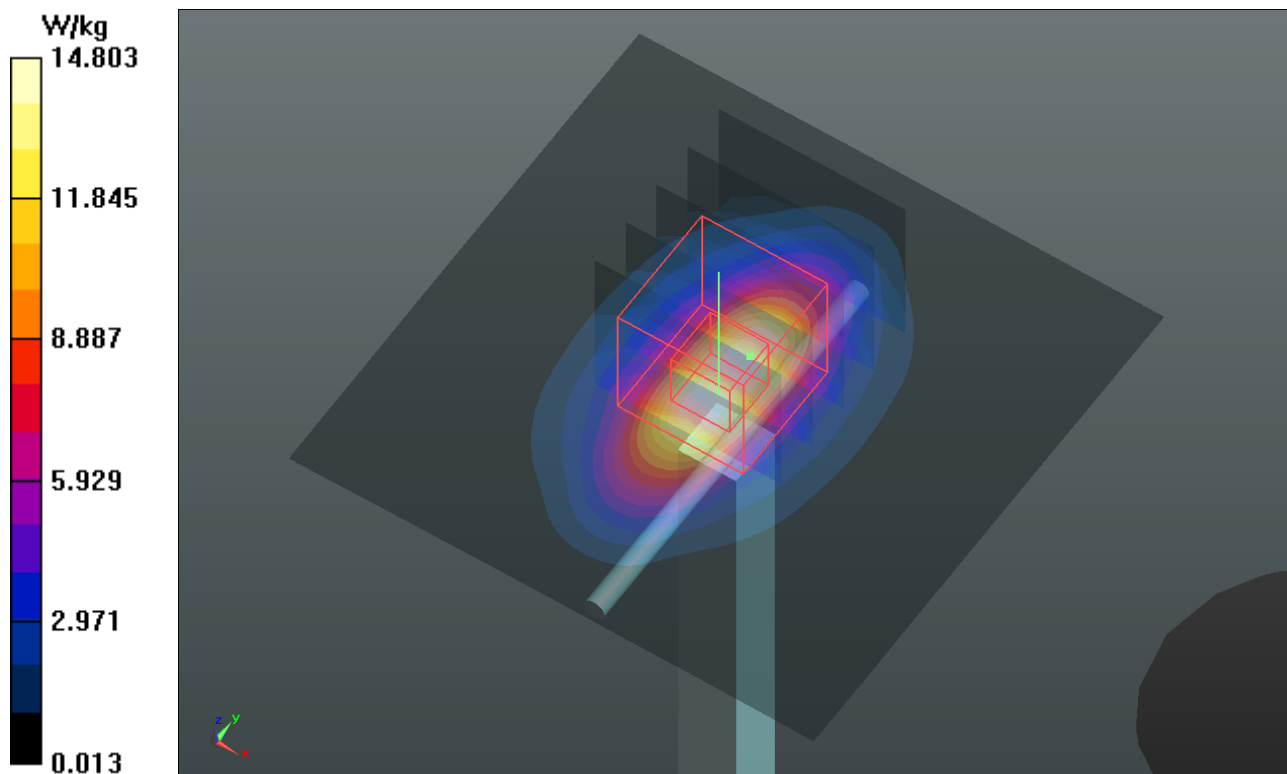
Pin=250mW/Zoom Scan (5x5x7)/Cube 0: Measurement grid: dx=8mm, dy=8mm, dz=5mm

Reference Value = 99.407 V/m; Power Drift = -0.00 dB

Peak SAR (extrapolated) = 18.411 mW/g

SAR(1 g) = 10.1 mW/g; SAR(10 g) = 5.22 mW/g

Maximum value of SAR (measured) = 14.6 W/kg



System Check_B1900_120927

DUT: Dipole 1900 MHz; Type: D1900V2; SN: 5d036

Communication System: CW; Frequency: 1900 MHz; Duty Cycle: 1:1

Medium: B1900_0927 Medium parameters used: $f = 1900$ MHz; $\sigma = 1.544$ mho/m; $\epsilon_r = 52.838$; $\rho = 1000$ kg/m³

Ambient Temperature : 21.8 °C ; Liquid Temperature : 20.9 °C

DASY5 Configuration:

- Probe: EX3DV4 - SN3864; ConvF(7.88, 7.88, 7.88); Calibrated: 2012/07/19;
- Sensor-Surface: 2mm (Mechanical Surface Detection)
- Electronics: DAE4 Sn1277; Calibrated: 2012/07/19
- Phantom: SAM with CRP v5.0 Front; Type: QD000P40CD; Serial: TP:1653
- Measurement SW: DASY52, Version 52.8 (2); SEMCAD X Version 14.6.6 (6824)

Pin=250mW/Area Scan (61x61x1): Measurement grid: dx=15mm, dy=15mm

Maximum value of SAR (interpolated) = 14.7 W/kg

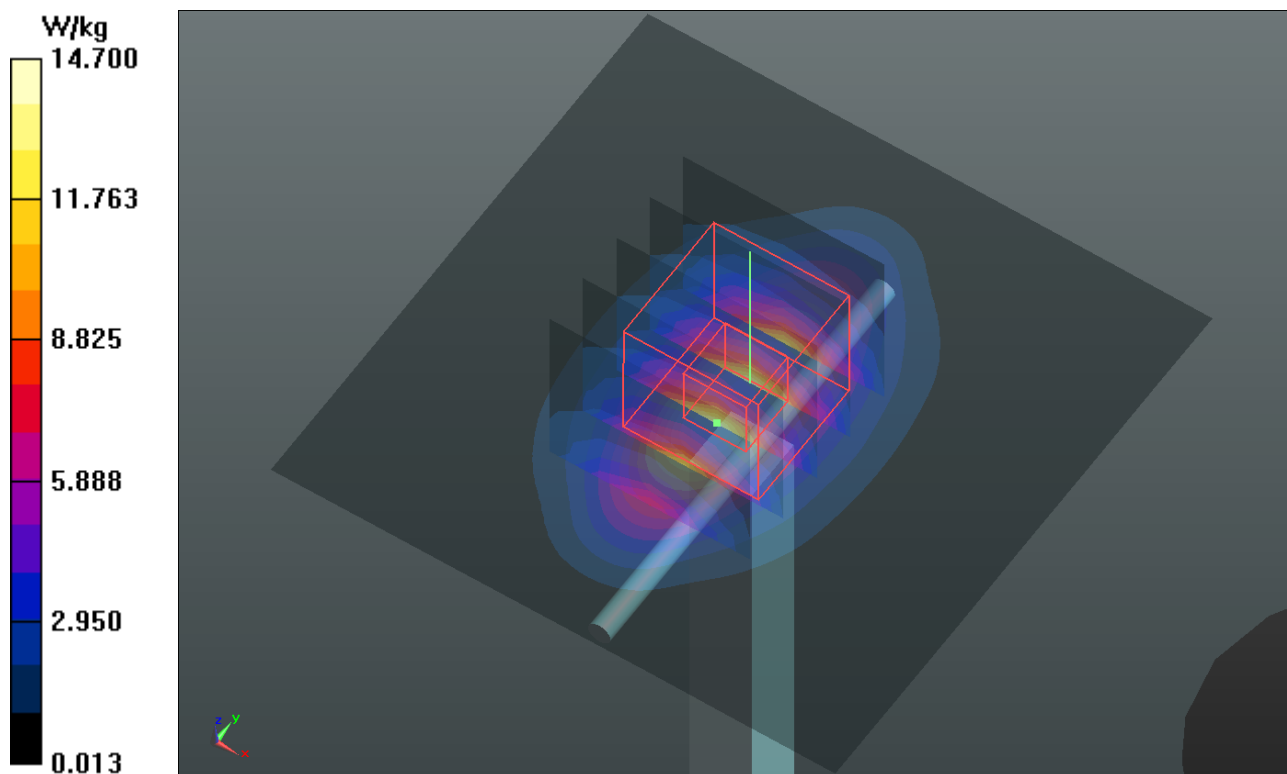
Pin=250mW/Zoom Scan (5x5x7)/Cube 0: Measurement grid: dx=8mm, dy=8mm, dz=5mm

Reference Value = 96.894 V/m; Power Drift = -0.01 dB

Peak SAR (extrapolated) = 17.505 mW/g

SAR(1 g) = 9.71 mW/g; SAR(10 g) = 5.04 mW/g

Maximum value of SAR (measured) = 13.7 W/kg



System Check_B1900_121018

DUT: Dipole 1900 MHz; Type: D1900V2; SN: 5d036

Communication System: CW; Frequency: 1900 MHz; Duty Cycle: 1:1

Medium: B1900_1018 Medium parameters used: $f = 1900$ MHz; $\sigma = 1.545$ mho/m; $\epsilon_r = 53.003$; $\rho = 1000$ kg/m³

Ambient Temperature : 22.3 °C ; Liquid Temperature : 21.5 °C

DASY5 Configuration:

- Probe: EX3DV4 - SN3864; ConvF(7.88, 7.88, 7.88); Calibrated: 2012/07/19;
- Sensor-Surface: 2mm (Mechanical Surface Detection)
- Electronics: DAE3 Sn579; Calibrated: 2012/04/27
- Phantom: ELI v4.0; Type: QDOVA001BA; Serial: TP:1043
- Measurement SW: DASY52, Version 52.8 (2); SEMCAD X Version 14.6.6 (6824)

Pin=250mW/Area Scan (61x61x1): Measurement grid: dx=15mm, dy=15mm

Maximum value of SAR (interpolated) = 14.4 W/kg

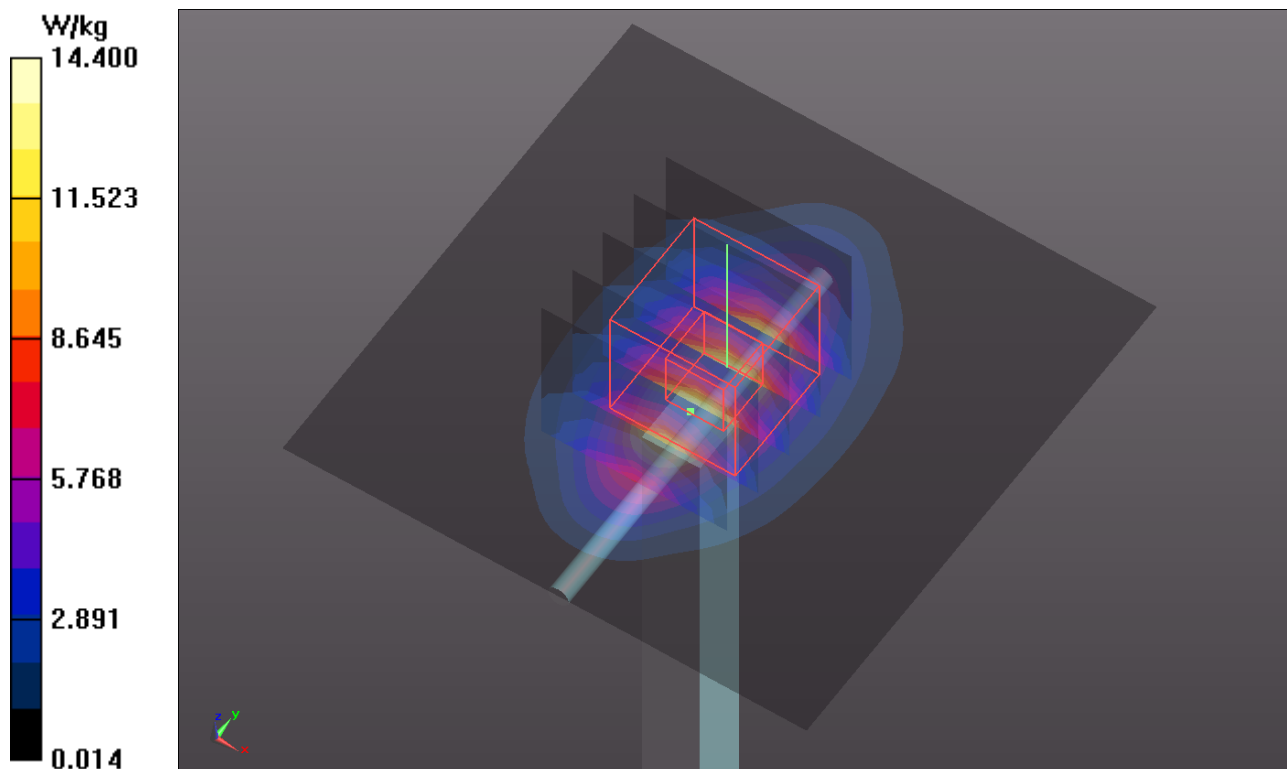
Pin=250mW/Zoom Scan (5x5x7)/Cube 0: Measurement grid: dx=8mm, dy=8mm, dz=5mm

Reference Value = 95.842 V/m; Power Drift = -0.02 dB

Peak SAR (extrapolated) = 17.214 mW/g

SAR(1 g) = 9.53 mW/g; SAR(10 g) = 4.95 mW/g

Maximum value of SAR (measured) = 13.4 W/kg



System Check_B2450_120911

DUT: Dipole 2450 MHz; Type: D2450V2; SN: 737

Communication System: CW; Frequency: 2450 MHz; Duty Cycle: 1:1

Medium: B2450_0911 Medium parameters used: $f = 2450$ MHz; $\sigma = 2.022$ mho/m; $\epsilon_r = 53.095$; $\rho = 1000$ kg/m³

Ambient Temperature : 21.6 °C ; Liquid Temperature : 20.5 °C

DASY5 Configuration:

- Probe: EX3DV4 - SN3590; ConvF(7.8, 7.8, 7.8); Calibrated: 2012/02/23;
- Sensor-Surface: 2mm (Mechanical Surface Detection)
- Electronics: DAE3 Sn579; Calibrated: 2012/04/27
- Phantom: ELI v4.0; Type: QDOVA001BA; Serial: TP:1043
- Measurement SW: DASY52, Version 52.8 (2); SEMCAD X Version 14.6.6 (6824)

Pin=250mW/Area Scan (61x61x1): Measurement grid: dx=15mm, dy=15mm

Maximum value of SAR (interpolated) = 19.6 W/kg

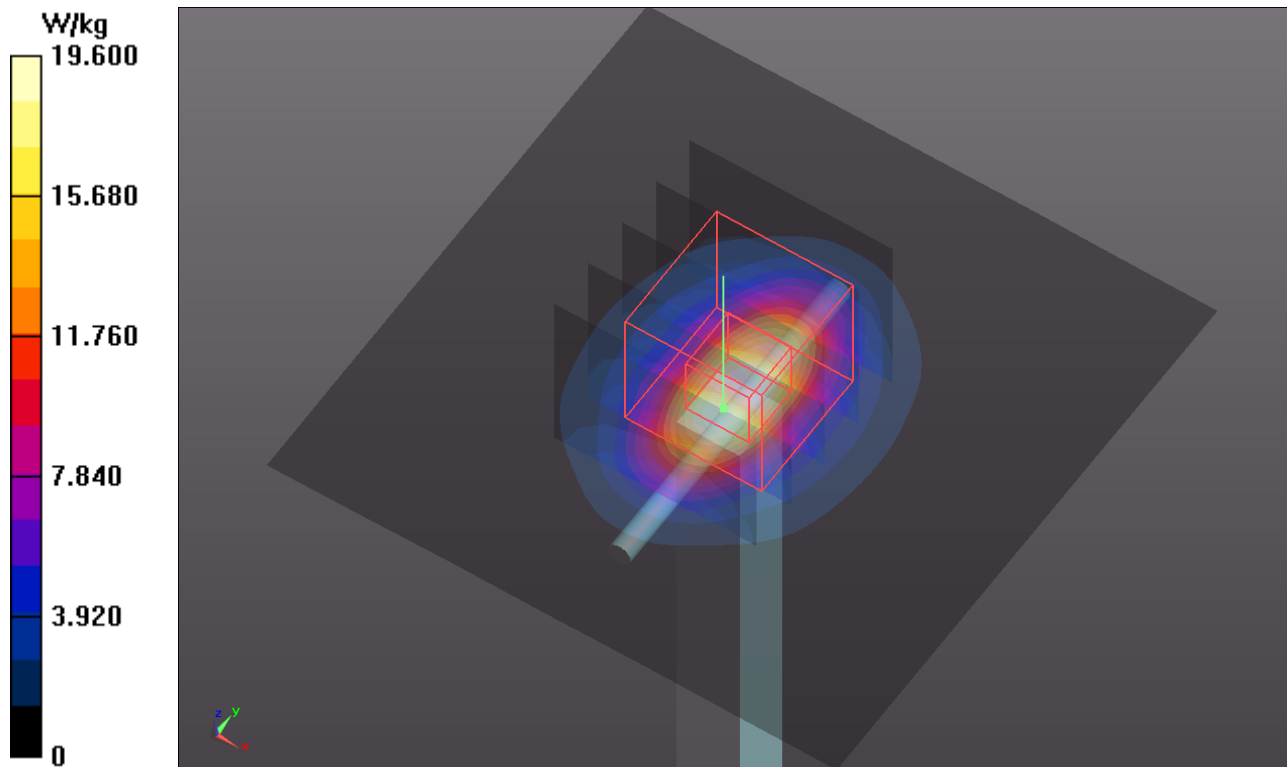
Pin=250mW/Zoom Scan (5x5x7)/Cube 0: Measurement grid: dx=8mm, dy=8mm, dz=5mm

Reference Value = 99.390 V/m; Power Drift = -0.14 dB

Peak SAR (extrapolated) = 25.859 mW/g

SAR(1 g) = 12.3 mW/g; SAR(10 g) = 5.66 mW/g

Maximum value of SAR (measured) = 18.5 W/kg



System Check_B2450_120927

DUT: Dipole 2450 MHz; Type: D2450V2; SN: 737

Communication System: CW; Frequency: 2450 MHz; Duty Cycle: 1:1

Medium: B2450_0927 Medium parameters used: $f = 2450$ MHz; $\sigma = 1.985$ mho/m; $\epsilon_r = 54.284$; $\rho = 1000$ kg/m³

Ambient Temperature : 22.3 °C ; Liquid Temperature : 21.0 °C

DASY5 Configuration:

- Probe: EX3DV4 - SN3864; ConvF(7.49, 7.49, 7.49); Calibrated: 2012/07/19;
- Sensor-Surface: 2mm (Mechanical Surface Detection)
- Electronics: DAE4 Sn1277; Calibrated: 2012/07/19
- Phantom: SAM Phantom_Front; Type: SAM V4.0; Serial: TP 1653
- Measurement SW: DASY52, Version 52.8 (2); SEMCAD X Version 14.6.6 (6824)

Pin=250mW/Area Scan (61x61x1): Measurement grid: dx=15mm, dy=15mm

Maximum value of SAR (interpolated) = 19.0 W/kg

Pin=250mW/Zoom Scan (5x5x7)/Cube 0: Measurement grid: dx=8mm, dy=8mm, dz=5mm

Reference Value = 96.959 V/m; Power Drift = -0.01 dB

Peak SAR (extrapolated) = 24.983 mW/g

SAR(1 g) = 11.9 mW/g; SAR(10 g) = 5.5 mW/g

Maximum value of SAR (measured) = 17.9 W/kg

