



A D T

FCC TEST REPORT (PART 24)

REPORT NO.: RF120822C31-1

MODEL NO.: XT901

FCC ID: IHDP56NA1

RECEIVED: Aug. 22, 2012

TESTED: Sep. 04 ~ Oct. 16, 2012

ISSUED: Oct. 19, 2012

APPLICANT: Motorola Mobility, Inc.

ADDRESS: No. 1, Wang Jing East Road, Chao Yang District,
Beijing, 100102, P. R. China

ISSUED BY: Bureau Veritas Consumer Products Services
(H.K.) Ltd., Taoyuan Branch

LAB ADDRESS: No. 47, 14th Ling, Chia Pau Vil., Lin Kou Dist., New
Taipei City, Taiwan (R.O.C.)

TEST LOCATION: No. 19, Hwa Ya 2nd Rd, Wen Hwa Tsuen, Kwei
Shan Hsiang, Taoyuan Hsien 333, Taiwan, R.O.C.

This report should not be used by the client to claim product certification, approval, or endorsement by TAF or any government agencies.



This report is for your exclusive use. Any copying or replication of this report to or for any other person or entity, or use of our name or trademark, is permitted only with our prior written permission. This report sets forth our findings solely with respect to the test samples identified herein. The results set forth in this report are not indicative or representative of the quality or characteristics of the lot from which a test sample was taken or any similar or identical product unless specifically and expressly noted. Our report includes all of the tests requested by you and the results thereof based upon the information that you provided to us. You have 60 days from date of issuance of this report to notify us of any material error or omission caused by our negligence, provided, however, that such notice shall be in writing and shall specifically address the issue you wish to raise. A failure to raise such issue within the prescribed time shall constitute your unqualified acceptance of the completeness of this report, the tests conducted and the correctness of the report contents. Unless specific mention, the uncertainty of measurement has been explicitly taken into account to declare the compliance or non-compliance to the specification



TABLE OF CONTENTS

| | |
|--|----|
| RELEASE CONTROL RECORD..... | 3 |
| 1 CERTIFICATION | 4 |
| 2 SUMMARY OF TEST RESULTS..... | 5 |
| 2.1 MEASUREMENT UNCERTAINTY | 5 |
| 2.2 TEST SITE AND INSTRUMENTS..... | 6 |
| 3 GENERAL INFORMATION..... | 7 |
| 3.1 GENERAL DESCRIPTION OF EUT..... | 7 |
| 3.2 CONFIGURATION OF SYSTEM UNDER TEST..... | 9 |
| 3.3 DESCRIPTION OF SUPPORT UNITS..... | 9 |
| 3.4 TEST ITEM AND TEST CONFIGURATION | 10 |
| 3.5 EUT OPERATING CONDITIONS..... | 13 |
| 3.6 GENERAL DESCRIPTION OF APPLIED STANDARDS..... | 13 |
| 4 TEST TYPES AND RESULTS..... | 14 |
| 4.1 OUTPUT POWER MEASUREMENT | 14 |
| 4.1.1 LIMITS OF OUTPUT POWER MEASUREMENT | 14 |
| 4.1.2 TEST PROCEDURES | 14 |
| 4.1.3 TEST SETUP..... | 15 |
| 4.1.4 TEST RESULTS | 16 |
| 4.2 FREQUENCY STABILITY MEASUREMENT | 24 |
| 4.2.1 LIMITS OF FREQUENCY STABILITY MEASUREMENT | 24 |
| 4.2.2 TEST PROCEDURE | 24 |
| 4.2.3 TEST SETUP..... | 24 |
| 4.2.4 TEST RESULTS | 25 |
| 4.3 OCCUPIED BANDWIDTH MEASUREMENT..... | 26 |
| 4.3.1 TEST PROCEDURES | 26 |
| 4.3.2 TEST SETUP..... | 26 |
| 4.3.3 TEST RESULTS | 27 |
| 4.4 BAND EDGE MEASUREMENT | 30 |
| 4.4.1 LIMITS OF BAND EDGE MEASUREMENT..... | 30 |
| 4.4.2 TEST SETUP..... | 30 |
| 4.4.3 TEST PROCEDURES | 30 |
| 4.4.4 TEST RESULTS | 31 |
| 4.5 CONDUCTED SPURIOUS EMISSIONS..... | 35 |
| 4.5.1 LIMITS OF CONDUCTED SPURIOUS EMISSIONS MEASUREMENT | 35 |
| 4.5.2 TEST PROCEDURE | 35 |
| 4.5.3 TEST SETUP..... | 35 |
| 4.5.4 TEST RESULTS | 36 |
| 4.6 RADIATED EMISSION MEASUREMENT | 38 |
| 4.6.1 LIMITS OF RADIATED EMISSION MEASUREMENT | 38 |
| 4.6.2 TEST PROCEDURES | 38 |
| 4.6.3 DEVIATION FROM TEST STANDARD | 38 |
| 4.6.4 TEST SETUP..... | 39 |
| 4.6.5 TEST RESULTS | 40 |
| 5 PHOTOGRAPHS OF THE TEST CONFIGURATION | 74 |
| 6 INFORMATION ON THE TESTING LABORATORIES..... | 75 |
| 7 APPENDIX A – MODIFICATIONS RECORDERS FOR ENGINEERING CHANGES TO THE EUT BY THE LAB | 76 |



A D T

RELEASE CONTROL RECORD

| ISSUE NO. | REASON FOR CHANGE | DATE ISSUED |
|---------------|-------------------|---------------|
| RF120822C31-1 | Original release | Oct. 19, 2012 |



A D T

1 CERTIFICATION

PRODUCT: Mobile Phone

MODEL: XT901

BRAND: Motorola

APPLICANT: Motorola Mobility, Inc.

TESTED: Sep. 04 ~ Oct. 16, 2012

TEST SAMPLE: ENGINEERING SAMPLE

STANDARDS: FCC Part 24, Subpart E

The above equipment (model: XT901) has been tested by **Bureau Veritas Consumer Products Services (H.K.) Ltd., Taoyuan Branch**, and found compliance with the requirement of the above standards. The test record, data evaluation & Equipment Under Test (EUT) configurations represented herein are true and accurate accounts of the measurements of the sample's EMC characteristics under the conditions specified in this report.

PREPARED BY : Ivonne Wu , **DATE** : Oct. 19, 2012
Ivonne Wu / Senior Specialist

APPROVED BY : Sam Chen , **DATE** : Oct. 19, 2012
Sam Chen / Project Engineer

2 SUMMARY OF TEST RESULTS

The EUT has been tested according to the following specifications:

| APPLIED STANDARD: FCC Part 24 & Part 2 | | | |
|--|---|--------|---|
| STANDARD SECTION | TEST TYPE | RESULT | REMARK |
| 2.1046 24.232 | Equivalent isotropically radiated power | PASS | Meet the requirement of limit. |
| 2.1055 24.235 | Frequency Stability | PASS | Meet the requirement of limit. |
| 2.1049 24.238(b) | Occupied Bandwidth | PASS | Meet the requirement of limit. |
| 24.238(b) | Band Edge Measurements | PASS | Meet the requirement of limit. |
| 2.1051 24.238 | Conducted Spurious Emissions | PASS | Meet the requirement of limit. |
| 2.1053 24.238 | Radiated Spurious Emissions | PASS | Meet the requirement of limit. Minimum passing margin is -13.39dB at 30.00MHz. |

2.1 MEASUREMENT UNCERTAINTY

Where relevant, the following measurement uncertainty levels have been estimated for tests performed on the EUT as specified in CISPR 16-4-2:

| MEASUREMENT | FREQUENCY | UNCERTAINTY |
|---------------------|-----------------|-------------|
| Conducted emissions | 150kHz~30MHz | 2.44 dB |
| Radiated emissions | 30MHz ~ 200MHz | 2.93 dB |
| | 200MHz ~1000MHz | 2.95 dB |
| | 1GHz ~ 18GHz | 2.26 dB |
| | 18GHz ~ 40GHz | 1.94 dB |

This uncertainty represents an expanded uncertainty expressed at approximately the 95% confidence level using a coverage factor of k=2.



2.2 TEST SITE AND INSTRUMENTS

| DESCRIPTION & MANUFACTURER | MODEL NO. | SERIAL NO. | DATE OF CALIBRATION | DUE DATE OF CALIBRATION |
|--|----------------|------------|---------------------|-------------------------|
| Test Receiver Agilent | N9038A | MY51210203 | Dec. 22, 2011 | Dec. 21, 2012 |
| Spectrum Analyzer ROHDE & SCHWARZ | FSU43 | 101261 | Dec. 21, 2011 | Dec. 20, 2012 |
| BILOG Antenna SCHWARZBECK | VULB9168 | 9168-472 | Dec. 20, 2011 | Dec. 19, 2012 |
| HORN Antenna SCHWARZBECK | BBHA 9120 D | 9120D-969 | Dec. 20, 2011 | Dec. 19, 2012 |
| HORN Antenna SCHWARZBECK | BBHA 9170 | 9170-480 | Dec. 20, 2011 | Dec. 19, 2012 |
| Preamplifier EMCI | EMC 012645 | 980115 | Dec. 30, 2011 | Dec. 29, 2012 |
| Preamplifier EMCI | EMC 330H | 980112 | Dec. 30, 2011 | Dec. 29, 2012 |
| RF signal cable HUBER+SUHNNER | SUCOFLEX 104 | 309219/4 | Oct. 21, 2011 | Oct. 20, 2012 |
| RF signal cable HUBER+SUHNNER | SUCOFLEX 104 | 250130/4 | Jan. 02, 2012 | Jan. 01, 2013 |
| RF signal cable Worken | RG-213 | NA | Jan. 02, 2012 | Jan. 01, 2013 |
| Software | E3 6.120103 | NA | NA | NA |
| Antenna Tower MF | MFA-440H | NA | NA | NA |
| Turn Table MF | MFT-201SS | NA | NA | NA |
| Antenna Tower & Turn Table Controller MF | MF-7802 | NA | NA | NA |
| Mini-Circuits Power Splitter | ZN2PD-9G | NA | Mar. 23, 2012 | Mar. 22, 2013 |
| JFW 20dB attenuation | 50HF-020-SMA | NA | NA | NA |
| Communications Tester-Wireless | 8960 Series 10 | MY50260642 | Oct. 25, 2011 | Oct. 24, 2012 |
| Radio Communication Analyzer | MT8820C | 6201127458 | May 25, 2012 | May 24, 2013 |

NOTE: 1. The calibration interval of the above test instruments is 12 months and the calibrations are traceable to NML/ROC and NIST/USA.

2. The test was performed in HwaYa Chamber 9.

3. The horn antenna and HP preamplifier (model: 8449B) are used only for the measurement of emission frequency above 1GHz if tested.

4. The FCC Site Registration No. is 460141.

5. The IC Site Registration No. is IC 7450F-4.



3 GENERAL INFORMATION

3.1 GENERAL DESCRIPTION OF EUT

| | | |
|---|--|-----------------------|
| EUT | Mobile Phone | |
| MODEL NO. | XT901 | |
| POWER SUPPLY | 5.0Vdc (adapter or host equipment) 3.8Vdc (battery) | |
| MODULATION TYPE | CDMA | QPSK, OQPSK, HPSK |
| | LTE | QPSK, 16QAM |
| FREQUENCY RANGE | CDMA | 1851.3MHz ~ 1908.8MHz |
| | LTE Band 2 (Channel Bandwidth: 5MHz) | 1852.5MHz ~ 1907.5MHz |
| | LTE Band 2 (Channel Bandwidth: 10MHz) | 1855MHz ~ 1905MHz |
| | LTE Band 25 (Channel Bandwidth: 5MHz) | 1852.5MHz ~ 1912.5MHz |
| | LTE Band 25 (Channel Bandwidth: 10MHz) | 1855MHz ~ 1912MHz |
| MAX. EIRP POWER | CDMA | 125.31mW |
| | LTE Band 2 (Channel Bandwidth: 5MHz) | QPSK: 47.64mW |
| | | 16QAM: 44.46mW |
| | LTE Band 2 (Channel Bandwidth: 10MHz) | QPSK: 47.86mW |
| | | 16QAM: 46.88mW |
| LTE Band 25 (Channel Bandwidth: 5MHz) | QPSK: 50.00mW | |
| | 16QAM: 48.87mW | |
| LTE Band 25 (Channel Bandwidth: 10MHz) | QPSK: 51.52mW | |
| | 16QAM: 48.19mW | |
| EMISSION DESIGNATOR | CDMA | 1M27F9W |
| | LTE Band 2 (Channel Bandwidth: 5MHz) | QPSK: 4M52G7W |
| | | 16QAM: 4M52W7W |
| | LTE Band 2 (Channel Bandwidth: 10MHz) | QPSK: 8M93G7W |
| | | 16QAM: 8M93W7W |
| | LTE Band 25 (Channel Bandwidth: 5MHz) | QPSK: 4M52G7W |
| 16QAM: 4M53W7W | | |
| LTE Band 25 (Channel Bandwidth: 10MHz) | QPSK: 8M93G7W | |
| | 16QAM: 8M93W7W | |



A D T

| | |
|--------------------------|---|
| ANTENNA TYPE | CDMA: Fixed Internal antenna with -4 dBi gain LTE: Fixed Internal antenna with -7 dBi gain |
| I/O PORTS | Refer to users' manual |
| DATA CABLE | Refer to NOTE as below |
| ACCESSORY DEVICES | Refer to NOTE as below |

NOTE:

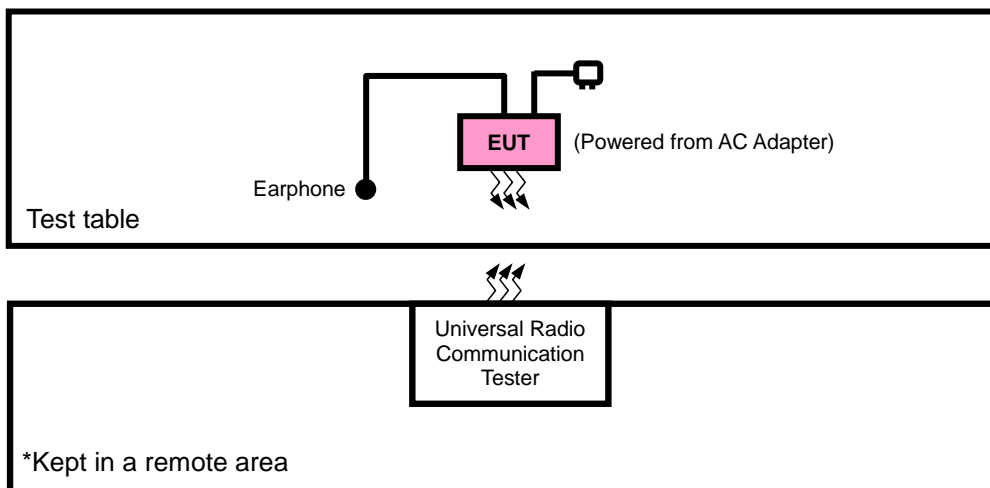
1. The EUT contains following accessories.

| | | |
|-------------------|-------------------------|--|
| AC Adapter | Brand Name | Motorola |
| | Model Name | DC4050US0301 |
| | Power Rating | I/P:100-240Vac, 200mA; O/P: 5.1Vdc, 850mA |
| Battery | Brand Name | Motorola |
| | Model Name | EG30 |
| | Power Rating | 3.8Vdc, 1940/2000mAh |
| | Type | Li-ion |
| Earphone | Brand Name | Motorola |
| | Model Name | NA |
| | Signal Line Type | 1.45 meter non-shielded cable without ferrite core |
| USB Cable | Brand Name | Motorola |
| | Model Name | NA |
| | Signal Line Type | 1.05 meter non-shielded cable without ferrite core |

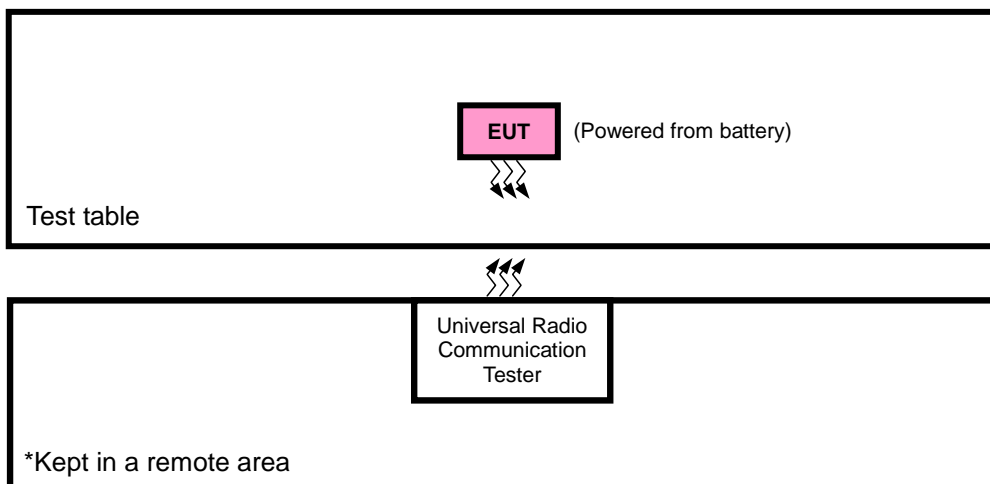
2. The above EUT information was declared by manufacturer and for more detailed features description, please refer to the manufacturer's specifications or User's Manual.

3.2 CONFIGURATION OF SYSTEM UNDER TEST

FOR RADIATION EMISSION TEST



FOR E.I.R.P. TEST



3.3 DESCRIPTION OF SUPPORT UNITS

The EUT has been tested as an independent unit together with other necessary accessories or support units.

3.4 TEST ITEM AND TEST CONFIGURATION

Pre-Scan has been conducted to determine the worst-case mode from all possible combinations between available modulations, data rates, XYZ axis and antenna ports. The worst case was found when positioned on Y-plane for CDMA and Z-plane for LTE for EIRP and X-axis for CDMA and Z-axis for LTE for radiated emission. Following channel(s) was (were) selected for the final test as listed below:

CDMA MODE

| EUT CONFIGURE MODE | TEST ITEM | AVAILABLE CHANNEL | TESTED CHANNEL | MODE |
|--------------------|----------------------|-------------------|----------------|------------|
| - | EIRP | 25 to 1175 | 25, 600, 1175 | RC1 + SO55 |
| - | FREQUENCY STABILITY | 25 to 1175 | 600 | RC1 + SO55 |
| - | OCCUPIED BANDWIDTH | 25 to 1175 | 25, 600, 1175 | RC1 + SO55 |
| - | BAND EDGE | 25 to 1175 | 25, 1175 | RC1 + SO55 |
| - | CONDCUDETED EMISSION | 25 to 1175 | 600 | RC1 + SO55 |
| - | RADIATED EMISSION | 25 to 1175 | 600 | RC1 + SO55 |



LTE BAND 2 MODE

| TEST ITEM | AVAILABLE CHANNEL | TESTED CHANNEL | CHANNEL BANDWIDTH | MODULATION | MODE |
|---------------------|-------------------|---------------------|-------------------|-------------|---------------------|
| EIRP | 18625 to 19175 | 18625, 18900, 19175 | 5MHz | QPSK | 1 RB / 0 RB Offset |
| | | | | 16QAM | 1 RB / 24 RB Offset |
| | 18650 to 19150 | 18650, 18900, 19150 | 10MHz | QPSK | 1 RB / 49 RB Offset |
| | | | | 16QAM | 1 RB / 0 RB Offset |
| FREQUENCY STABILITY | 18625 to 19175 | 18900 | 5MHz | QPSK | 1 RB / 0 RB Offset |
| | 18650 to 19150 | 18900 | 10MHz | QPSK | 1 RB / 49 RB Offset |
| OCCUPIED BANDWIDTH | 18625 to 19175 | 18625, 18900, 19175 | 5MHz | QPSK, 16QAM | 25 RB / 0 RB Offset |
| | 18650 to 19150 | 18650, 18900, 19150 | 10MHz | QPSK | 50 RB / 0 RB Offset |
| | | | | 16QAM | 25 RB / 0 RB Offset |
| | | | | QPSK | 25 RB / 0 RB Offset |
| BAND EDGE | 18625 to 19175 | 18625 | 5MHz | QPSK | 1 RB / 0 RB Offset |
| | | | | | 25 RB / 0 RB Offset |
| | | 19175 | 5MHz | QPSK | 1 RB / 24 RB Offset |
| | | | | | 24 RB / 0 RB Offset |
| | 18650 to 19150 | 18650 | 10MHz | QPSK | 1 RB / 0 RB Offset |
| | | | | | 50 RB / 0 RB Offset |
| | | 19150 | 10MHz | QPSK | 1 RB / 49 RB Offset |
| | | | | | 50 RB / 0 RB Offset |
| CONDCUDED EMISSION | 18625 to 19175 | 18900 | 5MHz | QPSK | 1 RB / 0 RB Offset |
| | 18650 to 19150 | 18900 | 10MHz | QPSK | 1 RB / 49 RB Offset |
| RADIATED EMISSION | 18625 to 19175 | 18900 | 5MHz | QPSK | 1 RB / 0 RB Offset |
| | | | | | 25 RB / 0 RB Offset |
| | | | | 16QAM | 1 RB / 24 RB Offset |
| | | | | | 25 RB / 0 RB Offset |
| | 18650 to 19150 | 18900 | 10MHz | QPSK | 1 RB / 49 RB Offset |
| | | | | | 50 RB / 0 RB Offset |
| | | | | 16QAM | 1 RB / 0 RB Offset |
| | | | | | 50 RB / 0 RB Offset |



A D T

LTE BAND 25 MODE

| TEST ITEM | AVAILABLE CHANNEL | TESTED CHANNEL | CHANNEL BANDWIDTH | MODULATION | MODE | |
|---------------------|-------------------|---------------------|-------------------|-------------|---------------------|---------------------|
| EIRP | 26065 to 26665 | 26065, 26365, 26665 | 5MHz | QPSK | 1 RB / 0 RB Offset | |
| | | | | 16QAM | 1 RB / 0 RB Offset | |
| | 26090 to 26640 | 26090, 26365, 26640 | 10MHz | QPSK | 1 RB / 49 RB Offset | |
| | | | | 16QAM | 1 RB / 24 RB Offset | |
| FREQUENCY STABILITY | 26065 to 26665 | 26365 | 5MHz | QPSK | 1 RB / 0 RB Offset | |
| | 26065 to 26665 | 26365 | 10MHz | QPSK | 1 RB / 49 RB Offset | |
| OCCUPIED BANDWIDTH | 26065 to 26665 | 26065, 26365, 26665 | 5MHz | QPSK, 16QAM | 25 RB / 0 RB Offset | |
| | 26090 to 26640 | 26090, 26365, 26640 | 10MHz | QPSK, 16QAM | 50 RB / 0 RB Offset | |
| BAND EDGE | 26065 to 26665 | 26065 | 5MHz | QPSK | 1 RB / 0 RB Offset | |
| | | 26665 | 5MHz | | 1 RB / 24 RB Offset | |
| | 26090 to 26640 | 26090 | 10MHz | QPSK | 1 RB / 0 RB Offset | |
| | | 26640 | 10MHz | | 1 RB / 49 RB Offset | |
| | | 26065 to 26665 | 26065 | 5MHz | QPSK | 25 RB / 0 RB Offset |
| | | | 26665 | 5MHz | | 25 RB / 0 RB Offset |
| CONDCUDED EMISSION | 18625 to 19175 | 18900 | 5MHz | QPSK | 1 RB / 0 RB Offset | |
| | 18650 to 19150 | 18900 | 10MHz | QPSK | 1 RB / 49 RB Offset | |
| RADIATED EMISSION | 18625 to 19175 | 18900 | 5MHz | QPSK | 1 RB / 0 RB Offset | |
| | | | | 16QAM | 1 RB / 24 RB Offset | |
| | 18650 to 19150 | 18900 | 10MHz | QPSK | 1 RB / 49 RB Offset | |
| | | | | 16QAM | 1 RB / 0 RB Offset | |
| | | | | QPSK | 50 RB / 0 RB Offset | |
| | | | | 16QAM | 50 RB / 0 RB Offset | |

TEST CONDITION:

| TEST ITEM | ENVIRONMENTAL CONDITIONS | INPUT POWER | TESTED BY |
|---------------------|--------------------------|--------------|------------|
| EIRP | 26deg. C, 58%RH | 3.8Vdc | Howard Kao |
| FREQUENCY STABILITY | 26deg. C, 58%RH | 3.8Vdc | Howard Kao |
| OCCUPIED BANDWIDTH | 26deg. C, 58%RH | 3.8Vdc | Howard Kao |
| BAND EDGE | 26deg. C, 58%RH | 3.8Vdc | Howard Kao |
| CONDCUDED EMISSION | 26deg. C, 58%RH | 3.8Vdc | Howard Kao |
| RADIATED EMISSION | 25deg. C, 65%RH | 120Vac, 60Hz | Kay Wu |

3.5 EUT OPERATING CONDITIONS

The EUT makes a call to the communication simulator. The communication simulator station system controlled a EUT to export maximum output power under transmission mode and specific channel frequency

3.6 GENERAL DESCRIPTION OF APPLIED STANDARDS

The EUT is a RF product. According to the specifications of the manufacturer, it must comply with the requirements of the following standards:

FCC 47 CFR Part 2

FCC 47 CFR Part 24

ANSI/TIA/EIA-603-C 2004

NOTE: All test items have been performed and recorded as per the above standards.

NOTE: The EUT is also considered as a kind of computer peripheral, because the connection to computer is necessary for typical use. It has been verified to comply with the requirements of FCC Part 15, Subpart B, Class B. The test report has been issued separately.

4 TEST TYPES AND RESULTS

4.1 OUTPUT POWER MEASUREMENT

4.1.1 LIMITS OF OUTPUT POWER MEASUREMENT

Mobile and portable stations are limited to 2 watts EIRP

4.1.2 TEST PROCEDURES

EIRP MEASUREMENT:

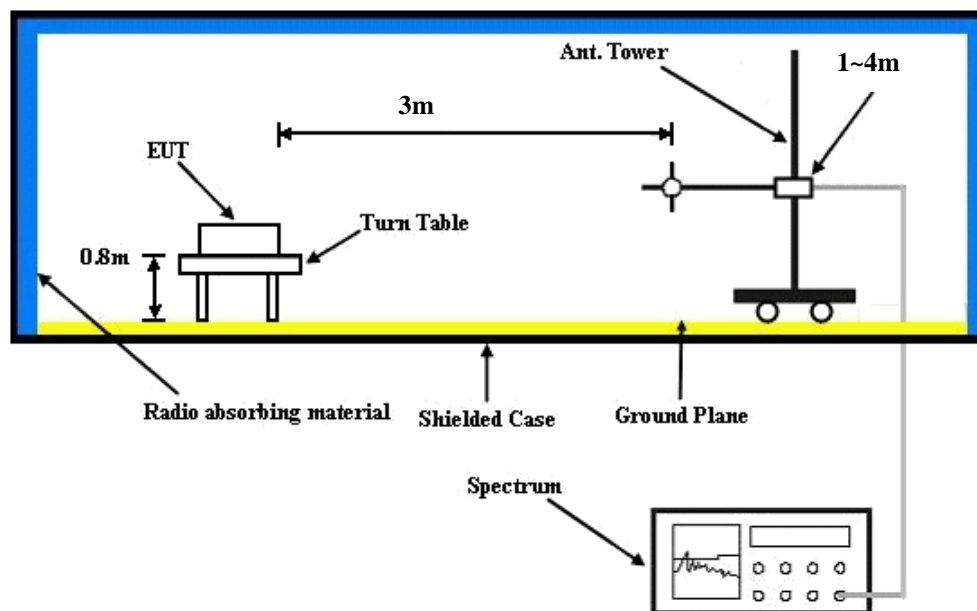
- a. All measurements were done at low, middle and high operational frequency range. RBW and VBW is 5MHz for CDMA, and 10MHz for LTE mode.
- b. Substitution method is used for E.I.R.P measurement. In the semi-anechoic chamber, EUT placed on the 0.8m height of Turn Table, rotated the table around 360 degrees to search the maximum radiation power and receiver antenna shall be rotated vertical and horizontal polarization and moved height from 1m to 4m to find the maximum polar radiated power. The “Read Value” is the spectrum reading the maximum power value.
- c. The substitution horn antenna is substituted for EUT at the same position and signals generator export the CW signal to the substitution antenna via a tx cable. Rotated the Turn Table and moved receiving antenna to find the maximum radiation power. Adjust output power level of S.G to get a Value of spectrum reading equal to “Read Value “ of step b. Record the power level of S.G
- d. $EIRP = \text{Output power level of S.G} - \text{TX cable loss} + \text{Antenna gain of substitution horn.}$

CONDUCTED POWER MEASUREMENT:

The EUT was set up for the maximum power with CDMA & LTE link data modulation and link up with simulator. Set the EUT to transmit under low, middle and high channel and record the power level shown on simulator.

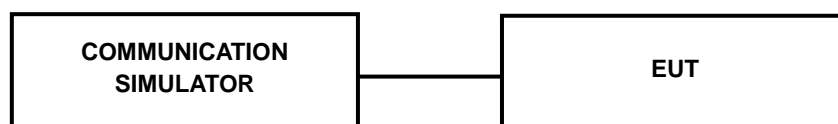
4.1.3 TEST SETUP

EIRP MEASUREMENT:



For the actual test configuration, please refer to the attached file (Test Setup Photo).

CONDUCTED POWER MEASUREMENT:



For the actual test configuration, please refer to the attached file (Test Setup Photo).



4.1.4 TEST RESULTS

CONDUCTED OUTPUT POWER (dBm)

| Band | CDMA | | |
|-------------------|---------|-------|---------|
| Channel | 25 | 600 | 1175 |
| Frequency (MHz) | 1851.25 | 1880 | 1908.75 |
| RC1+SO55 | 25.18 | 25.02 | 25.15 |
| RC3+SO55 | 25.14 | 24.96 | 25.15 |
| RC3+SO32(+ F-SCH) | 24.92 | 24.74 | 24.91 |
| RC3+SO32(+SCH) | 24.90 | 24.76 | 24.93 |
| RTAP 153.6 | 24.99 | 24.88 | 25.06 |
| RETAP 4096 | 24.89 | 24.74 | 24.87 |

| LTE Band 2 | | | | | | | | |
|------------|------------|--------|-----------|----|-----------|-------|--------|----------|
| BW | Modulation | CH | Frequency | RB | RB Offset | MPR | Target | Measured |
| | | | (MHz) | | | | Power | Power |
| 5 MHz | QPSK | 18625 | 1852.5 | 1 | 0 | 0 | 24.2 | 23.77 |
| | | 18900 | 1880 | 1 | 0 | 0 | 24.2 | 24.16 |
| | | 19175 | 1907.5 | 1 | 0 | 0 | 24.2 | 24.05 |
| | | 18625 | 1852.5 | 1 | 24 | 0 | 24.2 | 23.85 |
| | | 18900 | 1880 | 1 | 24 | 0 | 24.2 | 24 |
| | | 19175 | 1907.5 | 1 | 24 | 0 | 24.2 | 24.01 |
| | | 18625 | 1852.5 | 12 | 6 | 1 | 24.2 | 23.04 |
| | | 18900 | 1880 | 12 | 6 | 1 | 24.2 | 23 |
| | | 19175 | 1907.5 | 12 | 6 | 1 | 24.2 | 23.02 |
| | | 18625 | 1852.5 | 25 | 0 | 1 | 24.2 | 22.9 |
| | 18900 | 1880 | 25 | 0 | 1 | 24.2 | 22.98 | |
| | 19175 | 1907.5 | 25 | 0 | 1 | 24.2 | 22.98 | |
| | 16QAM | 18625 | 1852.5 | 1 | 0 | 1 | 24.2 | 22.77 |
| | | 18900 | 1880 | 1 | 0 | 1 | 24.2 | 23.19 |
| | | 19175 | 1907.5 | 1 | 0 | 1 | 24.2 | 23.23 |
| | | 18625 | 1852.5 | 1 | 24 | 1 | 24.2 | 22.91 |
| | | 18900 | 1880 | 1 | 24 | 1 | 24.2 | 22.72 |
| | | 19175 | 1907.5 | 1 | 24 | 1 | 24.2 | 23.27 |
| | | 18625 | 1852.5 | 12 | 6 | 2 | 24.2 | 22.13 |
| | | 18900 | 1880 | 12 | 6 | 2 | 24.2 | 22.06 |
| 19175 | | 1907.5 | 12 | 6 | 2 | 24.2 | 21.99 | |
| 18625 | | 1852.5 | 25 | 0 | 2 | 24.2 | 21.84 | |
| 18900 | 1880 | 25 | 0 | 2 | 24.2 | 21.98 | | |
| 19175 | 1907.5 | 25 | 0 | 2 | 24.2 | 21.97 | | |



| LTE Band 2 | | | | | | | | |
|------------|------------|-------|-----------|----|-----------|-------|--------|----------|
| BW | Modulation | CH | Frequency | RB | RB Offset | MPR | Target | Measured |
| | | | (MHz) | | | | Power | Power |
| 10MHz | QPSK | 18650 | 1855 | 1 | 0 | 0 | 24.2 | 23.89 |
| | | 18900 | 1880 | 1 | 0 | 0 | 24.2 | 24.08 |
| | | 19150 | 1905 | 1 | 0 | 0 | 24.2 | 24.17 |
| | | 18650 | 1855 | 1 | 49 | 0 | 24.2 | 23.96 |
| | | 18900 | 1880 | 1 | 49 | 0 | 24.2 | 23.99 |
| | | 19150 | 1905 | 1 | 49 | 0 | 24.2 | 24.18 |
| | | 18650 | 1855 | 25 | 12 | 1 | 24.2 | 22.89 |
| | | 18900 | 1880 | 25 | 12 | 1 | 24.2 | 22.97 |
| | | 19150 | 1905 | 25 | 12 | 1 | 24.2 | 23 |
| | | 18650 | 1855 | 50 | 0 | 1 | 24.2 | 22.88 |
| | | 18900 | 1880 | 50 | 0 | 1 | 24.2 | 22.91 |
| | | 19150 | 1905 | 50 | 0 | 1 | 24.2 | 22.93 |
| | 16QAM | 18650 | 1855 | 1 | 0 | 1 | 24.2 | 22.87 |
| | | 18900 | 1880 | 1 | 0 | 1 | 24.2 | 23.06 |
| | | 19150 | 1905 | 1 | 0 | 1 | 24.2 | 23.29 |
| | | 18650 | 1855 | 1 | 49 | 1 | 24.2 | 22.86 |
| | | 18900 | 1880 | 1 | 49 | 1 | 24.2 | 23.11 |
| | | 19150 | 1905 | 1 | 49 | 1 | 24.2 | 23.17 |
| | | 18650 | 1855 | 25 | 12 | 2 | 24.2 | 21.98 |
| | | 18900 | 1880 | 25 | 12 | 2 | 24.2 | 22.02 |
| 19150 | 1905 | 25 | 12 | 2 | 24.2 | 22.05 | | |
| 18650 | 1855 | 50 | 0 | 2 | 24.2 | 22.01 | | |
| 18900 | 1880 | 50 | 0 | 2 | 24.2 | 22.03 | | |
| 19150 | 1905 | 50 | 0 | 2 | 24.2 | 22.05 | | |



A D T

| LTE Band 25 | | | | | | | | |
|-------------|------------|-------|-----------|----|-----------|-----|--------|----------|
| BW | Modulation | CH | Frequency | RB | RB Offset | MPR | Target | Measured |
| | | | (MHz) | | | | Power | Power |
| 5 MHz | QPSK | 26065 | 1852.5 | 1 | 0 | 0 | 24.2 | 24.05 |
| | | 26365 | 1882.5 | 1 | 0 | 0 | 24.2 | 24.17 |
| | | 26665 | 1912.5 | 1 | 0 | 0 | 24.2 | 24.02 |
| | | 26065 | 1852.5 | 1 | 24 | 0 | 24.2 | 23.98 |
| | | 26365 | 1882.5 | 1 | 24 | 0 | 24.2 | 24.13 |
| | | 26665 | 1912.5 | 1 | 24 | 0 | 24.2 | 23.85 |
| | | 26065 | 1852.5 | 12 | 6 | 1 | 24.2 | 23.04 |
| | | 26365 | 1882.5 | 12 | 6 | 1 | 24.2 | 23.08 |
| | | 26665 | 1912.5 | 12 | 6 | 1 | 24.2 | 23.07 |
| | | 26065 | 1852.5 | 25 | 0 | 1 | 24.2 | 22.95 |
| | | 26365 | 1882.5 | 25 | 0 | 1 | 24.2 | 23.05 |
| | | 26665 | 1912.5 | 25 | 0 | 1 | 24.2 | 22.94 |
| | 16QAM | 26065 | 1852.5 | 1 | 0 | 1 | 24.2 | 22.97 |
| | | 26365 | 1882.5 | 1 | 0 | 1 | 24.2 | 22.89 |
| | | 26665 | 1912.5 | 1 | 0 | 1 | 24.2 | 23.22 |
| | | 26065 | 1852.5 | 1 | 24 | 1 | 24.2 | 22.78 |
| | | 26365 | 1882.5 | 1 | 24 | 1 | 24.2 | 23.29 |
| | | 26665 | 1912.5 | 1 | 24 | 1 | 24.2 | 23 |
| | | 26065 | 1852.5 | 12 | 6 | 2 | 24.2 | 22.01 |
| | | 26365 | 1882.5 | 12 | 6 | 2 | 24.2 | 22.18 |
| | | 26665 | 1912.5 | 12 | 6 | 2 | 24.2 | 21.99 |
| | | 26065 | 1852.5 | 25 | 0 | 2 | 24.2 | 21.99 |
| | | 26365 | 1882.5 | 25 | 0 | 2 | 24.2 | 22.13 |
| | | 26665 | 1912.5 | 25 | 0 | 2 | 24.2 | 21.96 |



A D T

| LTE Band 25 | | | | | | | | |
|-------------|------------|-------|-----------|----|-----------|-----|--------|----------|
| BW | Modulation | CH | Frequency | RB | RB Offset | MPR | Target | Measured |
| | | | (MHz) | | | | Power | Power |
| 10MHz | QPSK | 26090 | 1855 | 1 | 0 | 0 | 24.2 | 23.83 |
| | | 26365 | 1882.5 | 1 | 0 | 0 | 24.2 | 24.18 |
| | | 26640 | 1910 | 1 | 0 | 0 | 24.2 | 23.96 |
| | | 26090 | 1855 | 1 | 49 | 0 | 24.2 | 23.89 |
| | | 26365 | 1882.5 | 1 | 49 | 0 | 24.2 | 24.19 |
| | | 26640 | 1910 | 1 | 49 | 0 | 24.2 | 23.9 |
| | | 26090 | 1855 | 25 | 12 | 1 | 24.2 | 22.9 |
| | | 26365 | 1882.5 | 25 | 12 | 1 | 24.2 | 22.96 |
| | | 26640 | 1910 | 25 | 12 | 1 | 24.2 | 22.92 |
| | | 26090 | 1855 | 50 | 0 | 1 | 24.2 | 22.83 |
| | | 26365 | 1882.5 | 50 | 0 | 1 | 24.2 | 22.95 |
| | | 26640 | 1910 | 50 | 0 | 1 | 24.2 | 22.88 |
| | 16QAM | 26090 | 1855 | 1 | 0 | 1 | 24.2 | 23.07 |
| | | 26365 | 1882.5 | 1 | 0 | 1 | 24.2 | 23.26 |
| | | 26640 | 1910 | 1 | 0 | 1 | 24.2 | 23.12 |
| | | 26090 | 1855 | 1 | 49 | 1 | 24.2 | 23.05 |
| | | 26365 | 1882.5 | 1 | 49 | 1 | 24.2 | 23.18 |
| | | 26640 | 1910 | 1 | 49 | 1 | 24.2 | 23.09 |
| | | 26090 | 1855 | 25 | 12 | 2 | 24.2 | 21.89 |
| | | 26365 | 1882.5 | 25 | 12 | 2 | 24.2 | 22.05 |
| | | 26640 | 1910 | 25 | 12 | 2 | 24.2 | 21.96 |
| | | 26090 | 1855 | 50 | 0 | 2 | 24.2 | 21.83 |
| | | 26365 | 1882.5 | 50 | 0 | 2 | 24.2 | 21.99 |
| | | 26640 | 1910 | 50 | 0 | 2 | 24.2 | 21.87 |

**EIRP POWER (dBm)****CDMA**

| Plane | Channel | Frequency (MHz) | LVL (dBm) | Correction Factor(dB) | EIRP(dBm) | EIRP(mW) | Polarization (H/V) |
|-------|---------|-----------------|-----------|-----------------------|-----------|----------|--------------------|
| Y | 25 | 1851.3 | -17.47 | 38.19 | 20.72 | 118.03 | H |
| | 600 | 1880.0 | -17.99 | 38.70 | 20.71 | 117.76 | H |
| | 1175 | 1908.8 | -17.74 | 38.43 | 20.69 | 117.22 | H |
| | 25 | 1851.3 | -17.50 | 38.48 | 20.98 | 125.31 | V |
| | 600 | 1880.0 | -17.82 | 38.59 | 20.77 | 119.40 | V |
| | 1175 | 1908.8 | -17.90 | 38.87 | 20.97 | 125.03 | V |

LTE BAND 2**CHANNEL BANDWIDTH: 5MHz QPSK**

| Plane | Channel | Frequency (MHz) | LVL (dBm) | Correction Factor(dB) | EIRP(dBm) | EIRP(mW) | Polarization (H/V) |
|-------|---------|-----------------|-----------|-----------------------|-----------|----------|--------------------|
| Z | 18625 | 1852.5 | -21.41 | 38.19 | 16.78 | 47.64 | H |
| | 18900 | 1880.0 | -22.53 | 38.70 | 16.17 | 41.40 | H |
| | 19175 | 1907.5 | -21.66 | 38.43 | 16.77 | 47.53 | H |
| | 18625 | 1852.5 | -24.16 | 38.48 | 14.32 | 27.04 | V |
| | 18900 | 1880.0 | -24.30 | 38.59 | 14.29 | 26.85 | V |
| | 19175 | 1907.5 | -24.31 | 38.87 | 14.56 | 28.58 | V |

CHANNEL BANDWIDTH: 5MHz 16QAM

| Plane | Channel | Frequency (MHz) | LVL (dBm) | Correction Factor(dB) | EIRP(dBm) | EIRP(mW) | Polarization (H/V) |
|-------|---------|-----------------|-----------|-----------------------|-----------|----------|--------------------|
| Z | 18625 | 1852.5 | -21.91 | 38.19 | 16.28 | 42.46 | H |
| | 18900 | 1880.0 | -22.22 | 38.70 | 16.48 | 44.46 | H |
| | 19175 | 1907.5 | -22.35 | 38.43 | 16.08 | 40.55 | H |
| | 18625 | 1852.5 | -23.80 | 38.48 | 14.68 | 29.38 | V |
| | 18900 | 1880.0 | -24.47 | 38.59 | 14.12 | 25.82 | V |
| | 19175 | 1907.5 | -24.60 | 38.87 | 14.27 | 26.73 | V |

**LTE BAND 2****CHANNEL BANDWIDTH: 10MHz QPSK**

| Plane | Channel | Frequency (MHz) | LVL (dBm) | Correction Factor(dB) | EIRP(dBm) | EIRP(mW) | Polarization (H/V) |
|-------|---------|-----------------|-----------|-----------------------|-----------|----------|--------------------|
| Z | 18650 | 1855.0 | -21.87 | 38.19 | 16.32 | 42.85 | H |
| | 18900 | 1880.0 | -22.31 | 38.70 | 16.39 | 43.55 | H |
| | 19175 | 1905.0 | -21.63 | 38.43 | 16.80 | 47.86 | H |
| | 18650 | 1855.0 | -23.52 | 38.48 | 14.96 | 31.33 | V |
| | 18900 | 1880.0 | -23.89 | 38.59 | 14.70 | 29.51 | V |
| | 19175 | 1905.0 | -24.43 | 38.87 | 14.44 | 27.80 | V |

CHANNEL BANDWIDTH: 10MHz 16QAM

| Plane | Channel | Frequency (MHz) | LVL (dBm) | Correction Factor(dB) | EIRP(dBm) | EIRP(mW) | Polarization (H/V) |
|-------|---------|-----------------|-----------|-----------------------|-----------|----------|--------------------|
| Z | 18650 | 1855.0 | -21.48 | 38.19 | 16.71 | 46.88 | H |
| | 18900 | 1880.0 | -22.12 | 38.70 | 16.58 | 45.50 | H |
| | 19175 | 1905.0 | -22.36 | 38.43 | 16.07 | 40.46 | H |
| | 18650 | 1855.0 | -25.75 | 38.48 | 12.73 | 18.75 | V |
| | 18900 | 1880.0 | -25.96 | 38.59 | 12.63 | 18.32 | V |
| | 19175 | 1905.0 | -26.10 | 38.87 | 12.77 | 18.92 | V |



A D T

LTE BAND 25

CHANNEL BANDWIDTH: 5MHz QPSK

| Plane | Channel | Frequency (MHz) | LVL (dBm) | Correction Factor(dB) | EIRP(dBm) | EIRP(mW) | Polarization (H/V) |
|-------|---------|-----------------|-----------|-----------------------|-----------|----------|--------------------|
| Z | 26065 | 1852.5 | -21.56 | 38.19 | 16.63 | 46.03 | H |
| | 26365 | 1882.5 | -21.71 | 38.70 | 16.99 | 50.00 | H |
| | 26665 | 1912.5 | -21.48 | 38.43 | 16.95 | 49.55 | H |
| | 26065 | 1852.5 | -24.42 | 38.48 | 14.06 | 25.47 | V |
| | 26365 | 1882.5 | -24.09 | 38.59 | 14.50 | 28.18 | V |
| | 26665 | 1912.5 | -24.00 | 38.87 | 14.87 | 30.69 | V |

CHANNEL BANDWIDTH: 5MHz 16QAM

| Plane | Channel | Frequency (MHz) | LVL (dBm) | Correction Factor(dB) | EIRP(dBm) | EIRP(mW) | Polarization (H/V) |
|-------|---------|-----------------|-----------|-----------------------|-----------|----------|--------------------|
| Z | 26065 | 1852.5 | -21.30 | 38.19 | 16.89 | 48.87 | H |
| | 26365 | 1882.5 | -22.32 | 38.70 | 16.38 | 43.45 | H |
| | 26665 | 1912.5 | -21.76 | 38.43 | 16.67 | 46.45 | H |
| | 26065 | 1852.5 | -25.14 | 38.48 | 13.34 | 21.58 | V |
| | 26365 | 1882.5 | -24.73 | 38.59 | 13.86 | 24.32 | V |
| | 26665 | 1912.5 | -25.46 | 38.87 | 13.41 | 21.93 | V |



A D T

LTE BAND 25

CHANNEL BANDWIDTH: 10MHz QPSK

| Plane | Channel | Frequency (MHz) | LVL (dBm) | Correction Factor(dB) | EIRP(dBm) | EIRP(mW) | Polarization (H/V) |
|-------|---------|-----------------|-----------|-----------------------|-----------|----------|--------------------|
| Z | 26090 | 1855.0 | -21.44 | 38.19 | 16.75 | 47.32 | H |
| | 26365 | 1882.5 | -21.58 | 38.70 | 17.12 | 51.52 | H |
| | 26640 | 1910.0 | -21.48 | 38.43 | 16.95 | 49.55 | H |
| | 26090 | 1855.0 | -23.40 | 38.48 | 15.08 | 32.21 | V |
| | 26365 | 1882.5 | -22.92 | 38.59 | 15.67 | 36.90 | V |
| | 26640 | 1910.0 | -23.82 | 38.87 | 15.05 | 31.99 | V |

CHANNEL BANDWIDTH: 10MHz 16QAM

| Plane | Channel | Frequency (MHz) | LVL (dBm) | Correction Factor(dB) | EIRP(dBm) | EIRP(mW) | Polarization (H/V) |
|-------|---------|-----------------|-----------|-----------------------|-----------|----------|--------------------|
| Z | 26090 | 1855.0 | -21.92 | 38.19 | 16.27 | 42.36 | H |
| | 26365 | 1882.5 | -21.87 | 38.70 | 16.83 | 48.19 | H |
| | 26640 | 1910.0 | -22.04 | 38.43 | 16.39 | 43.55 | H |
| | 26090 | 1855.0 | -24.68 | 38.48 | 13.80 | 23.99 | V |
| | 26365 | 1882.5 | -24.38 | 38.59 | 14.21 | 26.36 | V |
| | 26640 | 1910.0 | -24.82 | 38.87 | 14.05 | 25.41 | V |

4.2 FREQUENCY STABILITY MEASUREMENT

4.2.1 LIMITS OF FREQUENCY STABILITY MEASUREMENT

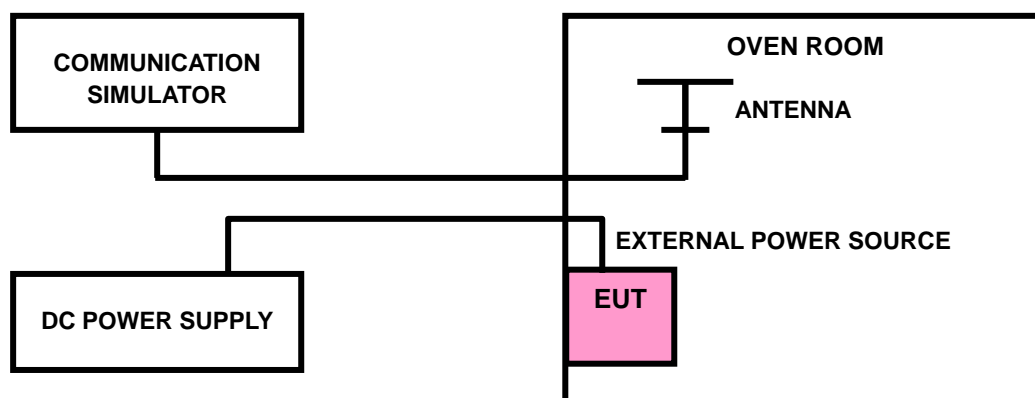
The frequency stability shall be sufficient to ensure that the fundamental emission stays within the authorized frequency block.

4.2.2 TEST PROCEDURE

- a. Device is placed at the oven room. The oven room could control the temperatures and humidity. Power warm up is at least 15 min and power applied should perform before recording frequency error.
- b. EUT is connected the external power supply to control the DC input power. The test voltage range is from minimum to maximum working voltage. Each step shall be record the frequency error rate.
- c. The temperature range step is 10 degrees in this test items. All temperature levels shall be hold the $\pm 0.5^{\circ}\text{C}$ during the measurement testing. The each temperature step shall be at least 0.5 hours, consider the EUT could be test under the stability condition.

NOTE: The frequency error was recorded frequency error from the communication simulator.

4.2.3 TEST SETUP





4.2.4 TEST RESULTS

FREQUENCY ERROR VS. VOLTAGE

| VOLTAGE (Volts) | FREQUENCY ERROR (ppm) | | | | | LIMIT (ppm) |
|-----------------|-----------------------|------------|--------|-------------|--------|-------------|
| | CDMA | LTE Band 2 | | LTE Band 25 | | |
| | | 5MHz | 10MHz | 5MHz | 10MHz | |
| 3.8 | 0.004 | -0.03 | -0.025 | -0.004 | -0.004 | 2.5 |
| 3.6 | 0.005 | -0.03 | -0.028 | -0.004 | 0.007 | 2.5 |
| 4.2 | 0.004 | -0.02 | -0.024 | -0.005 | -0.006 | 2.5 |

NOTE: The applicant defined the normal working voltage of the battery is from 3.6Vdc to 4.2Vdc.

FREQUENCY ERROR vs. TEMPERATURE.

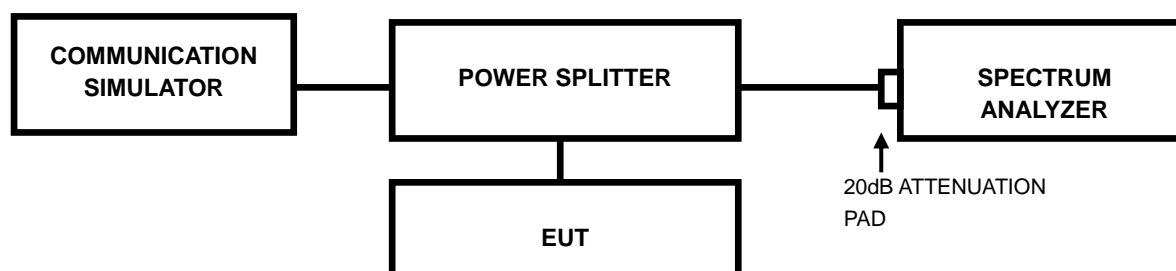
| TEMP. (°C) | FREQUENCY ERROR (ppm) | | | | | LIMIT (ppm) |
|------------|-----------------------|------------|--------|-------------|--------|-------------|
| | CDMA | LTE Band 2 | | LTE Band 25 | | |
| | | 5MHz | 10MHz | 5MHz | 10MHz | |
| -30 | 0.004 | -0.02 | -0.018 | -0.007 | 0.002 | 2.5 |
| -20 | 0.004 | -0.02 | -0.017 | 0.006 | 0.009 | 2.5 |
| -10 | 0.004 | -0.02 | -0.014 | 0.006 | 0.009 | 2.5 |
| 0 | 0.004 | -0.02 | -0.019 | 0.005 | -0.009 | 2.5 |
| 10 | 0.005 | -0.03 | -0.022 | 0.005 | 0.005 | 2.5 |
| 20 | 0.005 | -0.03 | -0.021 | 0.008 | -0.008 | 2.5 |
| 30 | 0.006 | -0.02 | -0.030 | 0.006 | 0.006 | 2.5 |
| 40 | 0.004 | -0.04 | -0.017 | 0.005 | 0.006 | 2.5 |
| 50 | 0.005 | -0.02 | -0.024 | 0.003 | -0.003 | 2.5 |
| 55 | 0.004 | -0.03 | -0.025 | 0.007 | -0.004 | 2.5 |

4.3 OCCUPIED BANDWIDTH MEASUREMENT

4.3.1 TEST PROCEDURES

The EUT makes a call to the communication simulator. All measurements were done at low, middle and high operational frequency range. The communication simulator station system controlled a EUT to export maximum output power under transmission mode and specific channel frequency. Use OBW measurement function of Spectrum analyzer to measure 99 % occupied bandwidth.

4.3.2 TEST SETUP





4.3.3 TEST RESULTS

| CHANNEL | FREQUENCY (MHz) | 99% OCCUPIED BANDWIDTH (MHz) |
|---------|-----------------|------------------------------|
| | | CDMA |
| 25 | 1851.3 | 1.272 |
| 600 | 1880.0 | 1.273 |
| 1175 | 1908.8 | 1.273 |

| LTE BAND 2 | | | | | | | |
|-------------------------|-----------------|------------------------------|-------|--------------------------|-----------------|------------------------------|-------|
| CHANNEL BANDWIDTH: 5MHz | | | | CHANNEL BANDWIDTH: 10MHz | | | |
| CHANNEL | FREQUENCY (MHz) | 99% OCCUPIED BANDWIDTH (MHz) | | CHANNEL | FREQUENCY (MHz) | 99% OCCUPIED BANDWIDTH (MHz) | |
| | | QPSK | 16QAM | | | QPSK | 16QAM |
| 18625 | 1852.5 | 4.52 | 4.52 | 18650 | 1855 | 8.93 | 8.93 |
| 18900 | 1880 | 4.52 | 4.52 | 18900 | 1880 | 8.93 | 8.93 |
| 19175 | 1907.5 | 4.51 | 4.51 | 19150 | 1905 | 8.91 | 8.91 |

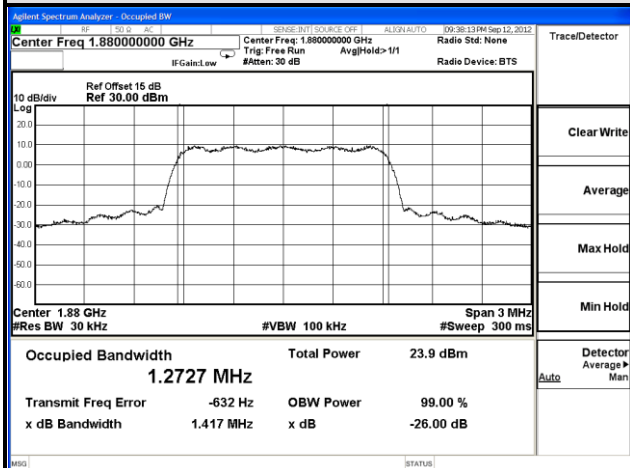
| LTE BAND 25 | | | | | | | |
|-------------------------|-----------------|------------------------------|-------|--------------------------|-----------------|------------------------------|-------|
| CHANNEL BANDWIDTH: 5MHz | | | | CHANNEL BANDWIDTH: 10MHz | | | |
| CHANNEL | FREQUENCY (MHz) | 99% OCCUPIED BANDWIDTH (MHz) | | CHANNEL | FREQUENCY (MHz) | 99% OCCUPIED BANDWIDTH (MHz) | |
| | | QPSK | 16QAM | | | QPSK | 16QAM |
| 26065 | 1852.5 | 4.52 | 4.52 | 26090 | 1855.0 | 8.93 | 8.93 |
| 26365 | 1882.5 | 4.52 | 4.52 | 26365 | 1882.5 | 8.93 | 8.93 |
| 26665 | 1912.5 | 4.52 | 4.53 | 26640 | 1910.0 | 8.93 | 8.93 |



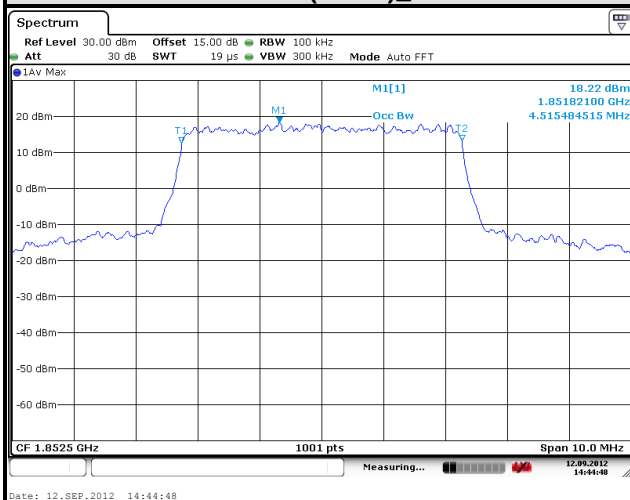
A D T

SPECTRUM PLOT OF WORST VALUE

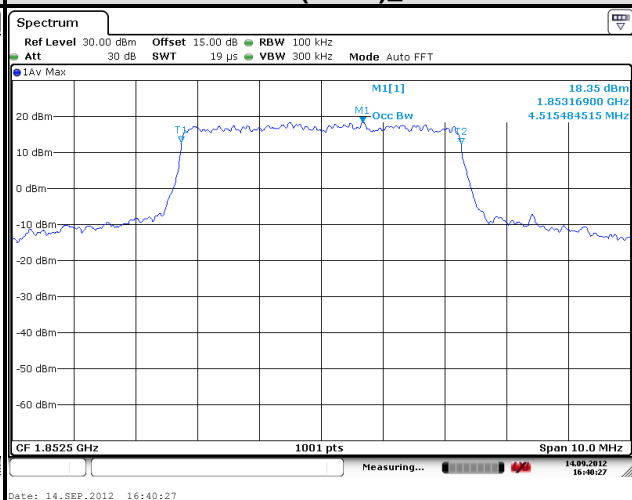
CDMA



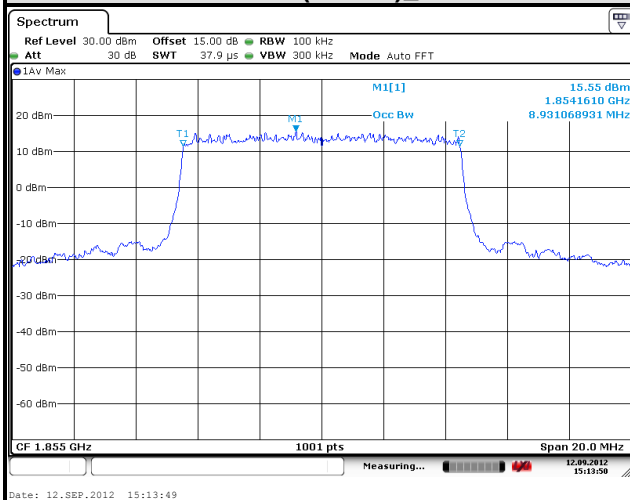
LTE Band 2 (5MHz)_QPSK



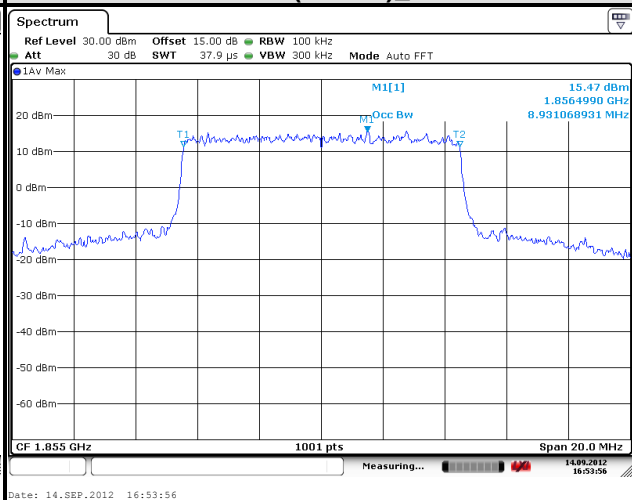
LTE Band 2 (5MHz)_16QAM



LTE Band 2 (10MHz)_QPSK

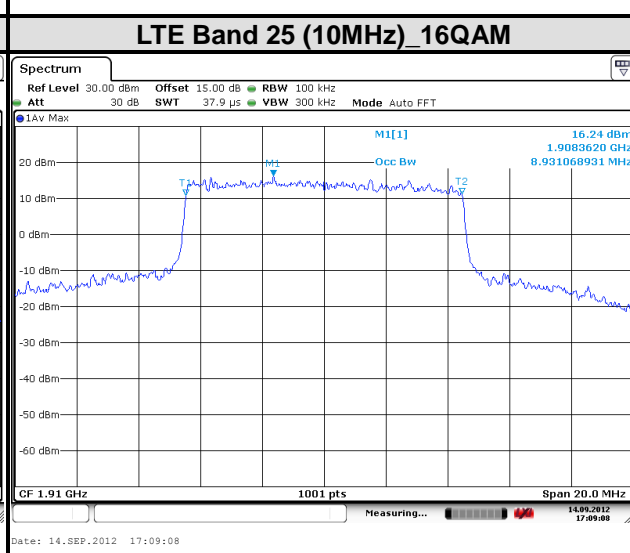
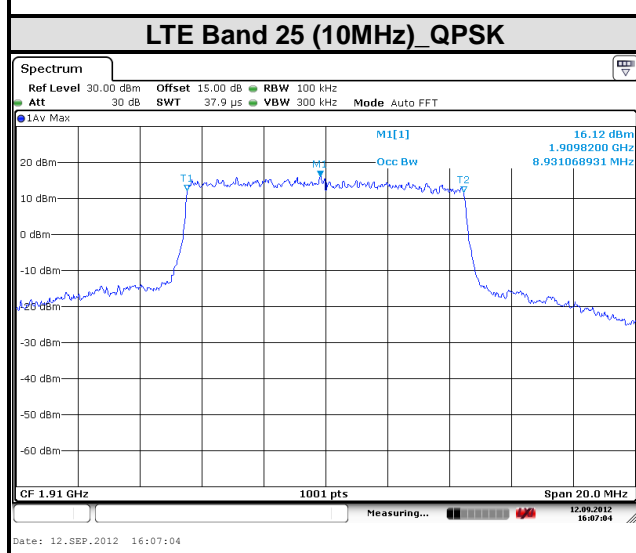
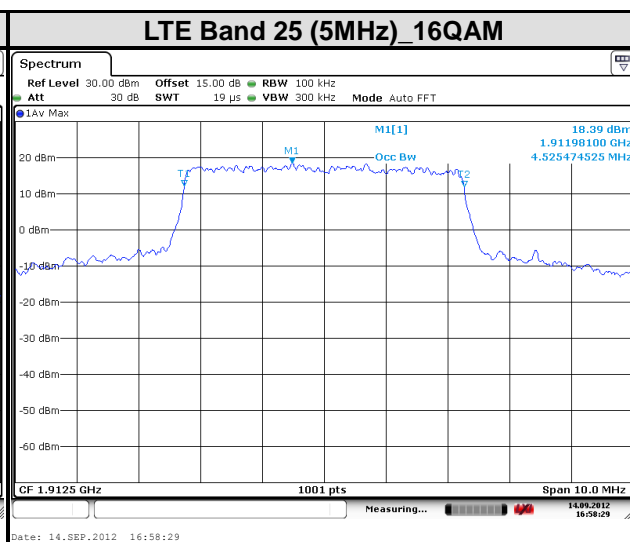
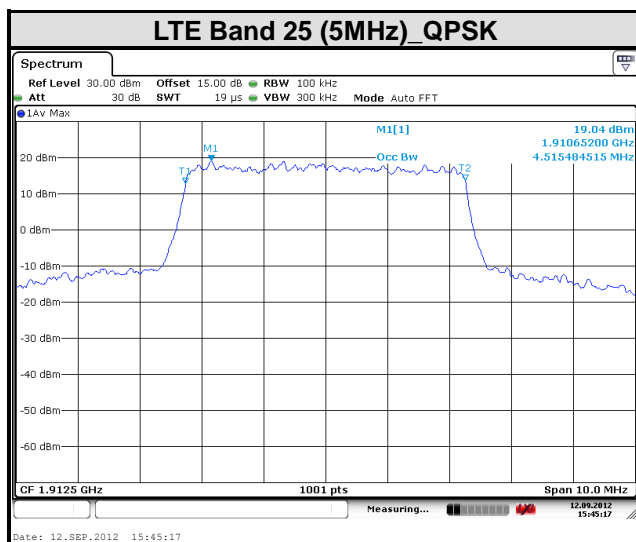


LTE Band 2 (10MHz)_16QAM





A D T

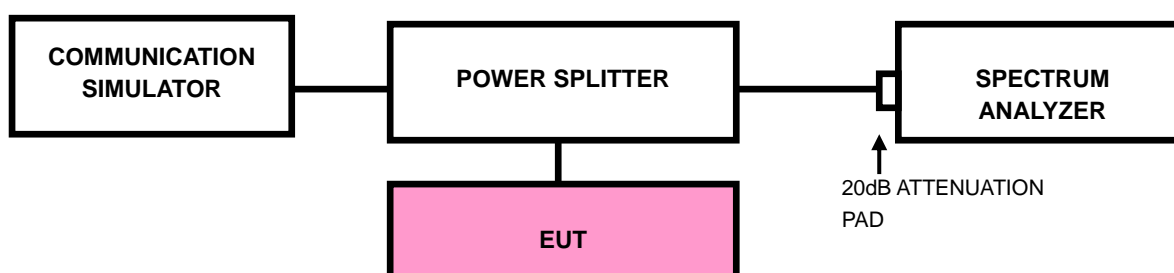


4.4 BAND EDGE MEASUREMENT

4.4.1 LIMITS OF BAND EDGE MEASUREMENT

Power of any emission outside of the authorized operating frequency ranges must be attenuated below the transmitting power (P) by a factor of at least $43 + 10 \log(P)$ dB. In the 1 MHz bands immediately outside and adjacent to the frequency block a resolution bandwidth of at least one percent of the emission bandwidth of the fundamental emission of the transmitter may be employed.

4.4.2 TEST SETUP



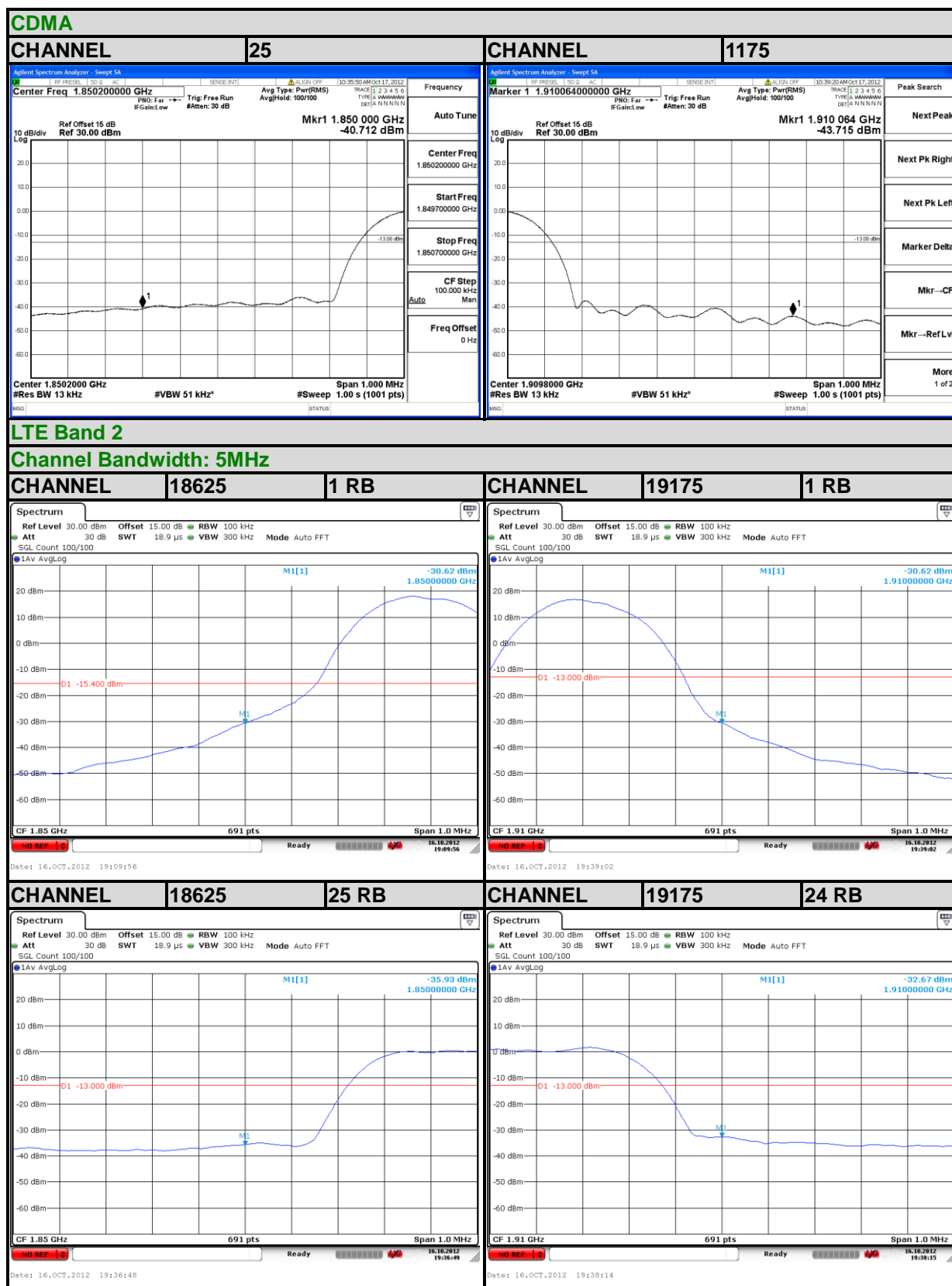
4.4.3 TEST PROCEDURES

- All measurements were done at low and high operational frequency range.
- The center frequency of spectrum is the band edge frequency and span is 2.0 MHz. RB of the spectrum is 13kHz and VB of the spectrum is 51kHz (CDMA).
- The center frequency of spectrum is the band edge frequency and span is 1.0MHz. RB of the spectrum is 100kHz and VB of the spectrum is 300kHz (LTE).
- Record the max trace plot into the test report.



A D T

4.4.4 TEST RESULTS



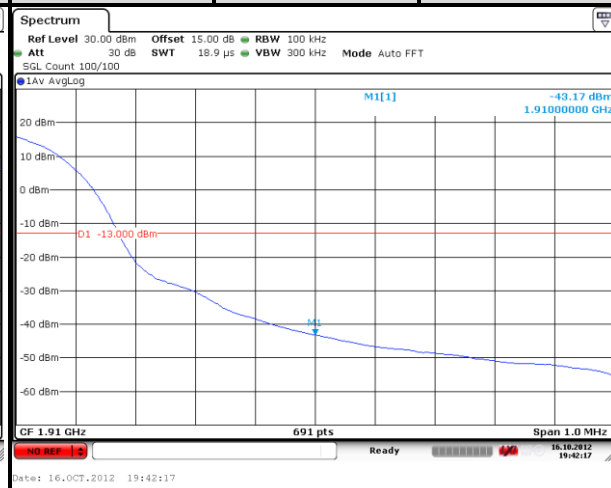
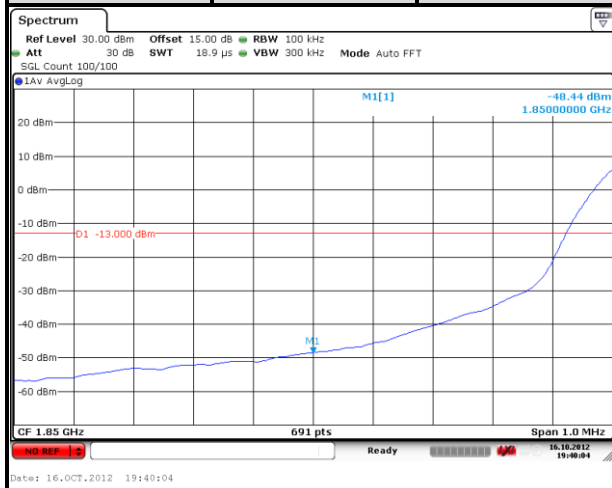


A D T

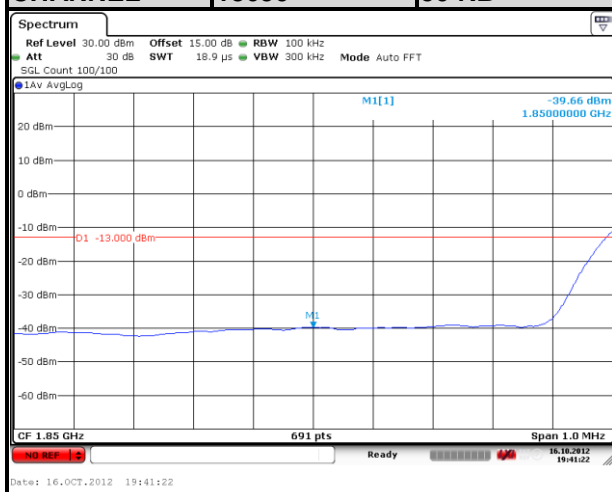
LTE Band 2

Channel Bandwidth: 10MHz

| CHANNEL | 18650 | 1 RB | CHANNEL | 19150 | 1 RB |
|---------|-------|------|---------|-------|------|
|---------|-------|------|---------|-------|------|



| CHANNEL | 18650 | 50 RB | CHANNEL | 19150 | 50 RB |
|---------|-------|-------|---------|-------|-------|
|---------|-------|-------|---------|-------|-------|

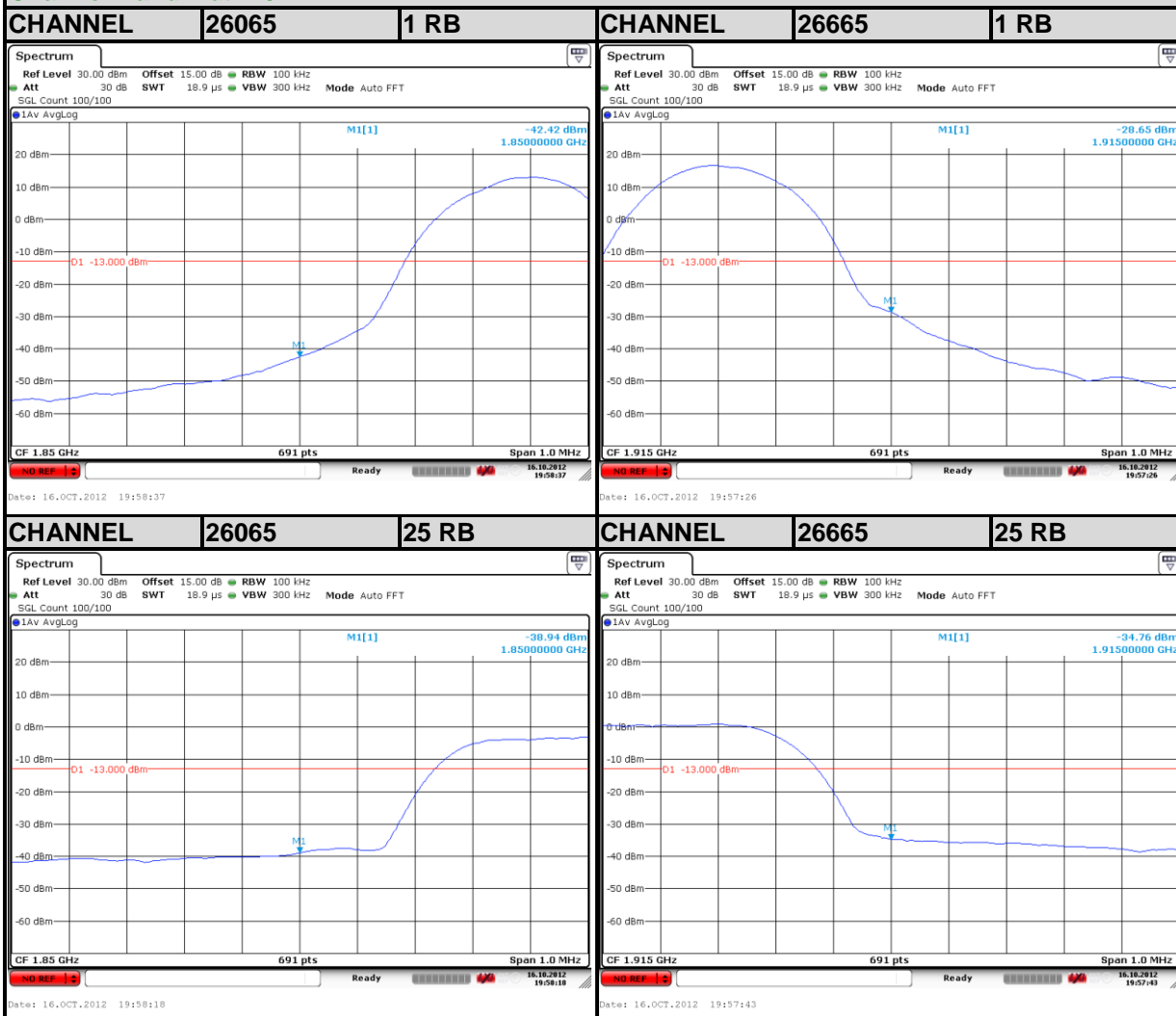




A D T

LTE Band 25

Channel Bandwidth: 5MHz

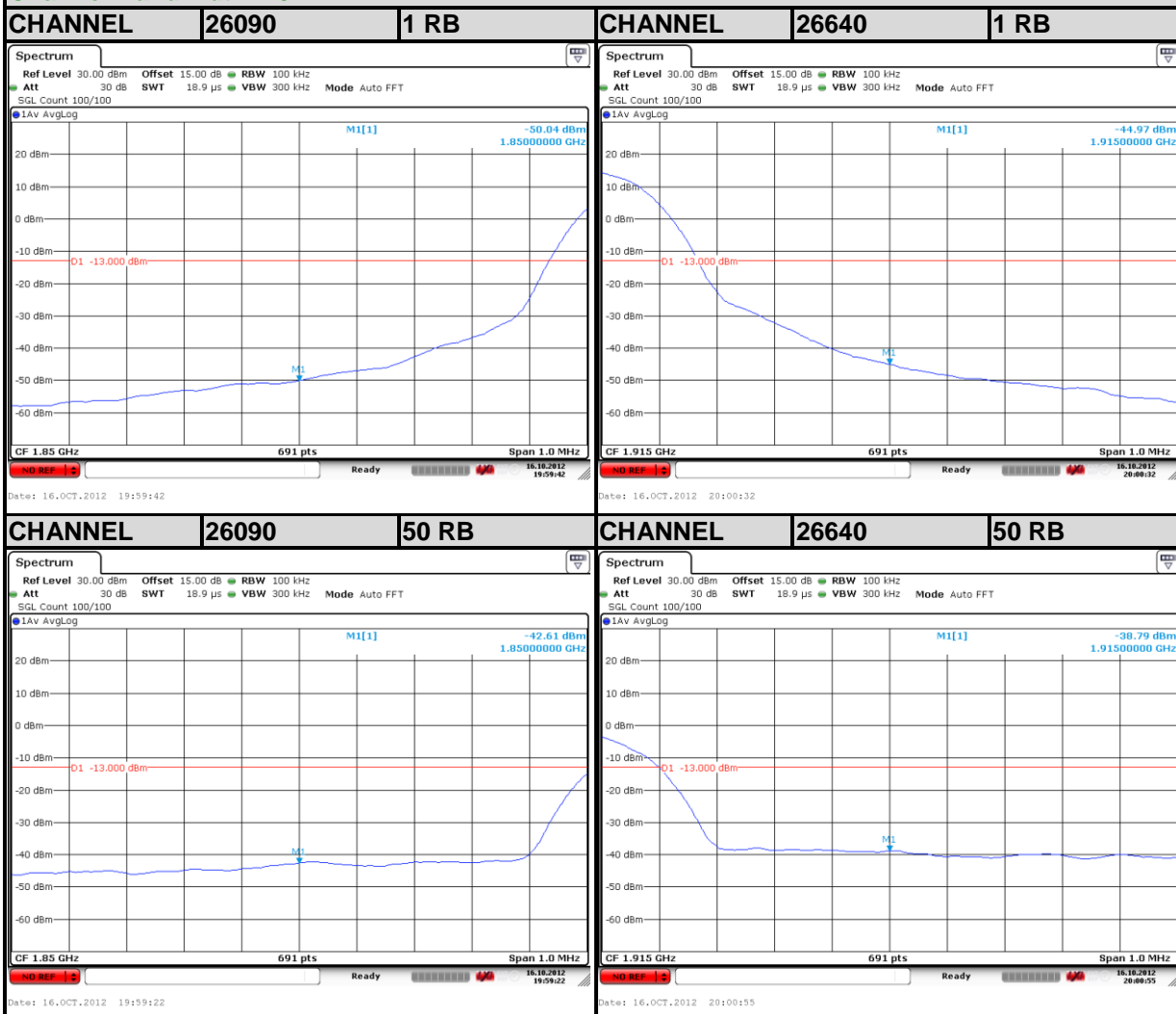




A D T

LTE Band 25

Channel Bandwidth: 10MHz



4.5 CONDUCTED SPURIOUS EMISSIONS

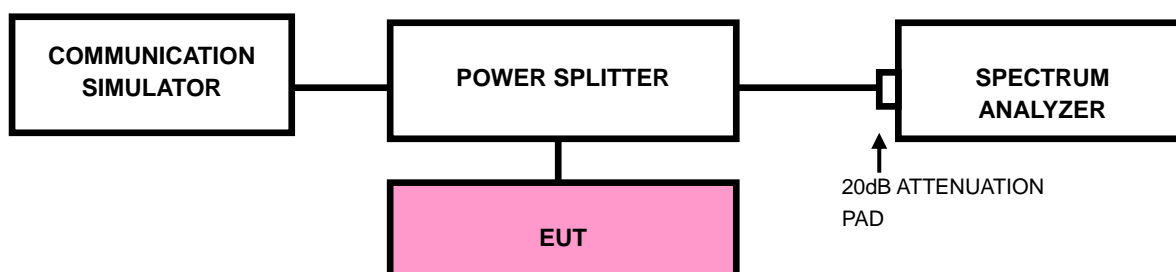
4.5.1 LIMITS OF CONDUCTED SPURIOUS EMISSIONS MEASUREMENT

The power of any emission outside of the authorized operating frequency ranges must be attenuated below the transmitting power (P) by a factor of at least $43 + 10 \log(P)$ dB. The emission limit equal to -13dBm .

4.5.2 TEST PROCEDURE

- The EUT makes a phone call to the communication simulator. All measurements were done at low, middle and high operational frequency range.
- Measuring frequency range is from 30 MHz to 19.1GHz. 10dB attenuation pad is connected with spectrum. RBW=1MHz and VBW=3MHz is used for conducted emission measurement.

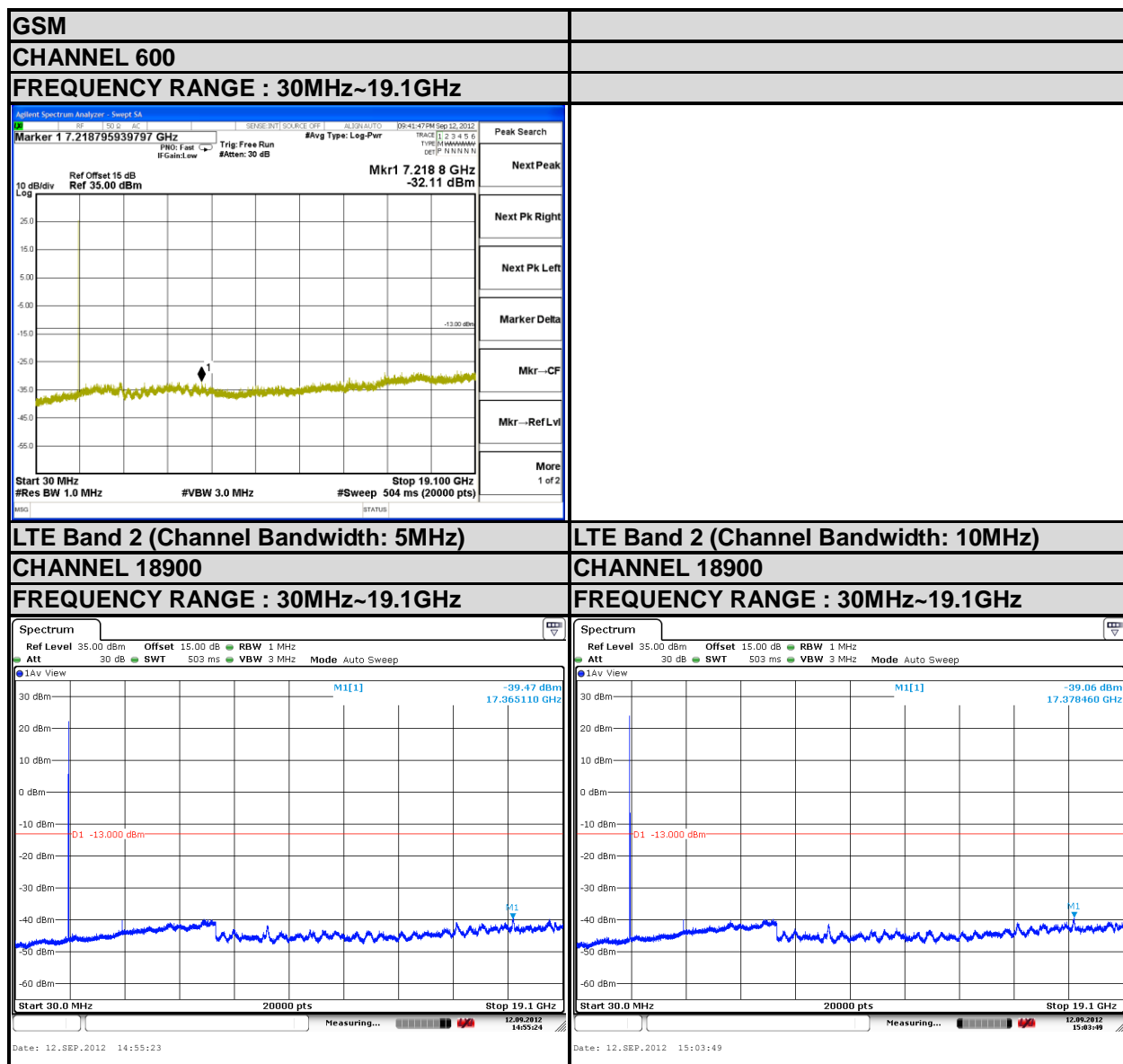
4.5.3 TEST SETUP





A D T

4.5.4 TEST RESULTS



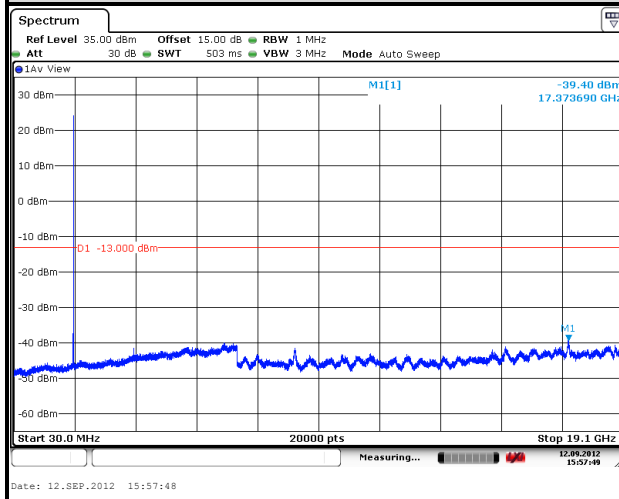


A D T

LTE Band 25 (Channel Bandwidth: 5MHz)

CHANNEL 26365

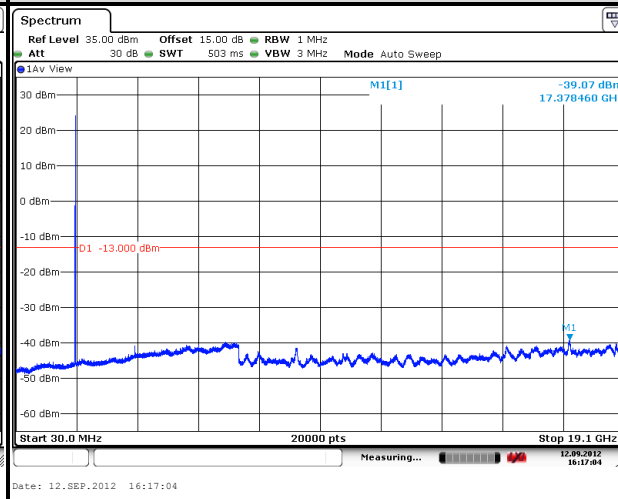
FREQUENCY RANGE : 30MHz~19.1GHz



LTE Band 25 (Channel Bandwidth: 10MHz)

CHANNEL 26365

FREQUENCY RANGE : 30MHz~19.1GHz



4.6 RADIATED EMISSION MEASUREMENT

4.6.1 LIMITS OF RADIATED EMISSION MEASUREMENT

The power of any emission outside of the authorized operating frequency ranges must be attenuated below the transmitting power (P) by a factor of at least $43 + 10 \log(P)$ dB. The emission limit equal to -13dBm .

4.6.2 TEST PROCEDURES

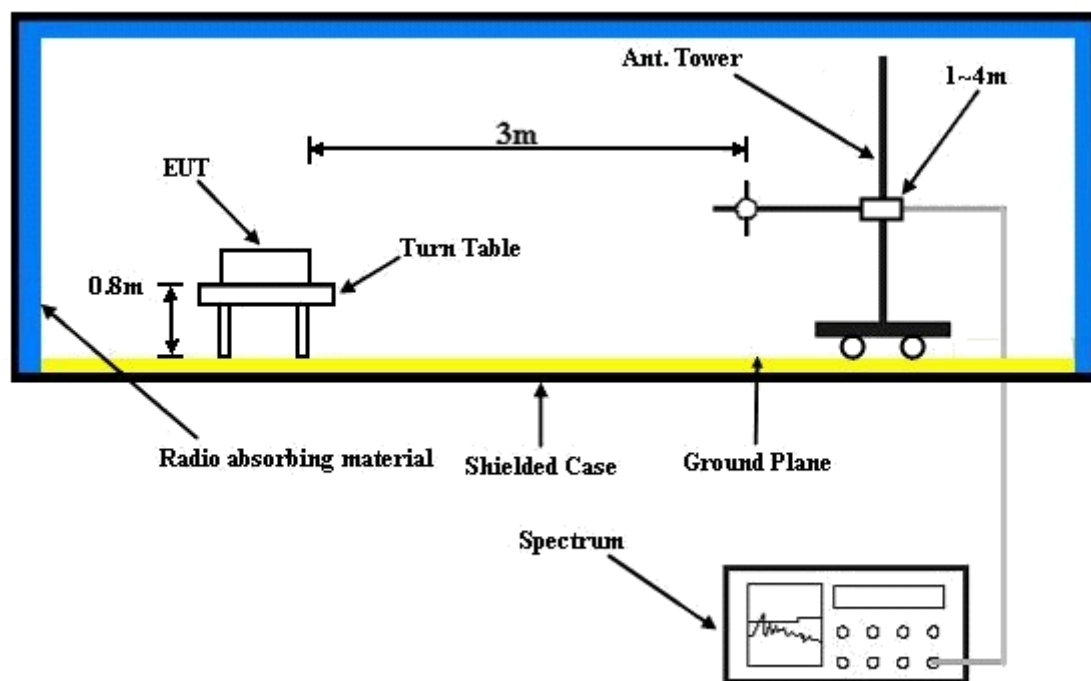
- a. Substitution method is used for E.I.R.P measurement. In the semi-anechoic chamber, EUT placed on the 0.8m height of Turn Table, rotated the table around 360 degrees to search the maximum radiation power and receiver antenna shall be rotated vertical and horizontal polarization and moved height from 1m to 4m to find the maximum polar radiated power. The “Read Value” is the spectrum reading the maximum power value.
- b. The substitution horn antenna is substituted for EUT at the same position and signals generator export the CW signal to the substitution antenna via a TX cable. Rotated the Turn Table and moved receiving antenna to find the maximum radiation power. Adjust output power level of S.G to get a Value of spectrum reading equal to “Read Value “ of step a. Record the power level of S.G
- c. $\text{EIRP} = \text{Output power level of S.G} - \text{TX cable loss} + \text{Antenna gain of substitution horn.}$
- d. E.R.P power can be calculated form E.I.R.P power by subtracting the gain of dipole,
 $\text{E.R.P power} = \text{E.I.P.R power} - 2.15\text{dBi.}$

NOTE: The resolution bandwidth and video bandwidth of test receiver/spectrum analyzer is 1MHz/3MHz.

4.6.3 DEVIATION FROM TEST STANDARD

No deviation

4.6.4 TEST SETUP



For the actual test configuration, please refer to the attached file (Test Setup Photo).



A D T

4.6.5 TEST RESULTS

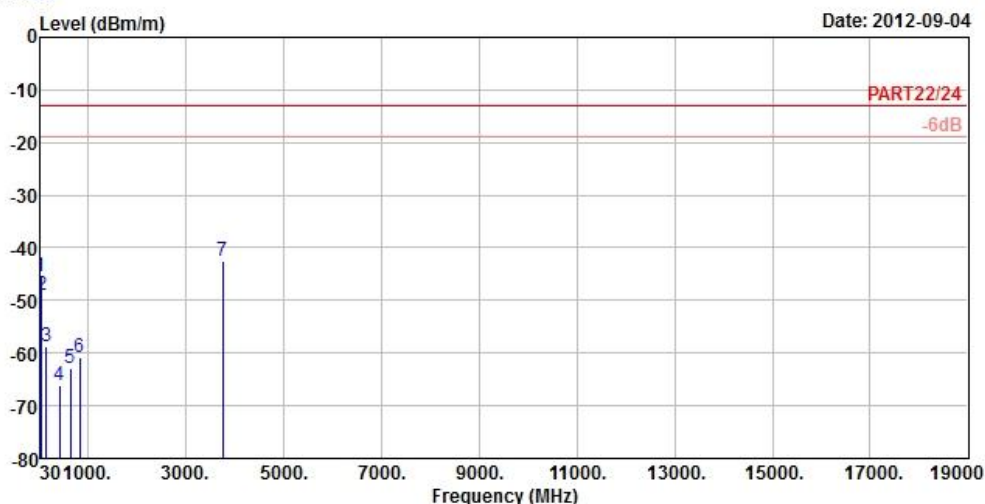
CDMA:



Bureau Veritas Consumer Products Services Ltd., Taoyuan Branch

A D T

Data: 15



Site : 966 Chamber 5
 Condition : PART22/24 3m EIRP_RSE_1G~19G_3 HORIZONTAL
 Brand/Model: XT901
 Remark : 1XRIT1900 Link
 Tested by : Kay Wu
 Temperature : 25°C
 Humidity : 65%
 Plane : X

| | Freq | Level | Read Level | Limit Line | Over Limit | Factor | Remark |
|------|---------|--------|------------|------------|------------|--------|--------|
| | MHz | dBm/m | dBm | dBm/m | dB | dB/m | |
| 1 | 30.00 | -45.38 | -46.45 | -13.00 | -32.38 | 1.07 | Peak |
| 2 | 43.50 | -49.03 | -47.77 | -13.00 | -36.03 | -1.26 | Peak |
| 3 | 143.13 | -58.66 | -52.74 | -13.00 | -45.66 | -5.92 | Peak |
| 4 | 416.20 | -66.18 | -60.96 | -13.00 | -53.18 | -5.22 | Peak |
| 5 | 643.00 | -62.88 | -63.30 | -13.00 | -49.88 | 0.42 | Peak |
| 6 | 836.20 | -60.67 | -63.00 | -13.00 | -47.67 | 2.33 | Peak |
| 7 pp | 3760.00 | -42.44 | -35.71 | -13.00 | -29.44 | -6.73 | Peak |



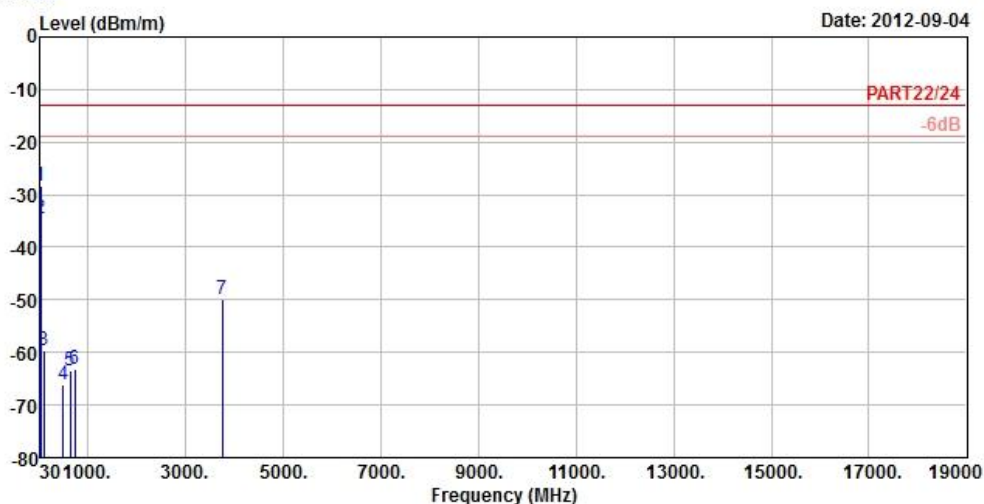
A D T



Bureau Veritas Consumer Products Services Ltd., Taoyuan Branch

A D T

Data: 16



Site : 966 Chamber 5
 Condition : PART22/24 3m EIRP_RSE_1G~19G_3 VERTICAL
 Brand/Model: XT901
 Remark : 1XRTT1900 Link
 Tested by : Kay Wu
 Temperature : 25°C
 Humidity : 65%
 Plane : X

| | Freq | Level | Read Level | Limit Line | Over Limit | Factor | Remark |
|---|------|---------|------------|------------|------------|--------|-------------|
| | MHz | dBm/m | dBm | dBm/m | dB | dB/m | |
| 1 | pp | 30.00 | -28.46 | -29.53 | -13.00 | -15.46 | 1.07 Peak |
| 2 | | 42.69 | -34.55 | -33.22 | -13.00 | -21.55 | -1.33 Peak |
| 3 | | 92.91 | -59.62 | -49.09 | -13.00 | -46.62 | -10.53 Peak |
| 4 | | 502.30 | -66.09 | -63.05 | -13.00 | -53.09 | -3.04 Peak |
| 5 | | 645.80 | -63.59 | -64.06 | -13.00 | -50.59 | 0.47 Peak |
| 6 | | 731.20 | -63.29 | -64.95 | -13.00 | -50.29 | 1.66 Peak |
| 7 | | 3760.00 | -49.98 | -43.25 | -13.00 | -36.98 | -6.73 Peak |



A D T

LTE BAND 2

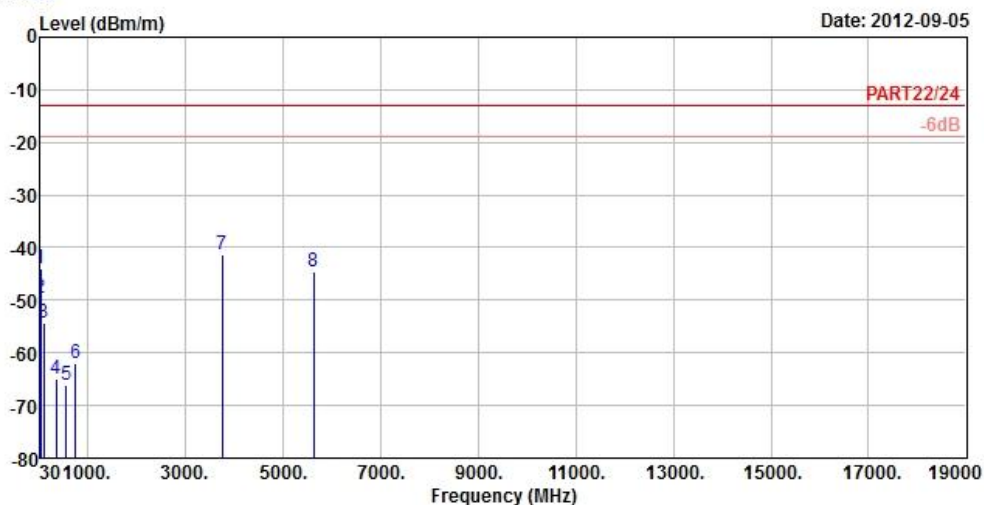
CHANNEL BANDWIDTH: 5MHz / QPSK



Bureau Veritas Consumer Products Services Ltd., Taoyuan Branch

A D T

Data: 15



Site : 966 Chamber 5
 Condition : PART22/24 3m EIRP_RSE_1G~19G_3 HORIZONTAL
 Brand/Model: XT901
 Remark : LTE Band 2_5M_(QPSK1,0)
 Tested by : Kay Wu
 Temperature : 25°C
 Humidity : 65%
 Plane : Z

| | Read | Limit | Over | | | |
|------|---------|--------|--------|--------|--------|-------------|
| Freq | Level | Level | Line | Limit | Factor | Remark |
| MHz | dBm/m | dBm | dBm/m | dB | dB/m | |
| 1 | 30.00 | -43.87 | -44.94 | -13.00 | -30.87 | 1.07 Peak |
| 2 | 42.69 | -49.57 | -48.24 | -13.00 | -36.57 | -1.33 Peak |
| 3 | 95.61 | -54.24 | -43.77 | -13.00 | -41.24 | -10.47 Peak |
| 4 | 355.30 | -64.85 | -58.88 | -13.00 | -51.85 | -5.97 Peak |
| 5 | 552.00 | -66.00 | -64.32 | -13.00 | -53.00 | -1.68 Peak |
| 6 | 746.60 | -62.08 | -63.85 | -13.00 | -49.08 | 1.77 Peak |
| 7 pp | 3755.60 | -41.46 | -34.73 | -13.00 | -28.46 | -6.73 Peak |
| 8 | 5633.40 | -44.67 | -44.85 | -13.00 | -31.67 | 0.18 Peak |



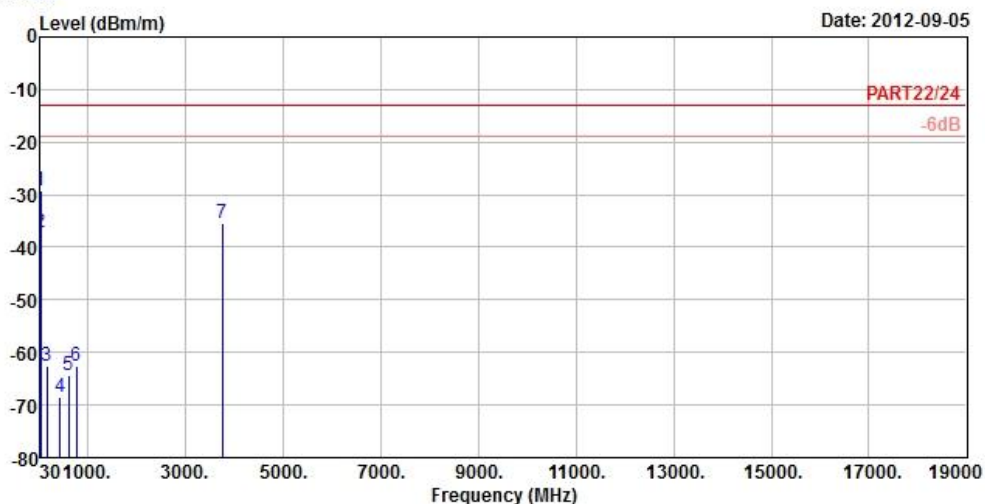
A D T



Bureau Veritas Consumer Products Services Ltd., Taoyuan Branch

A D T

Data: 16



Site : 966 Chamber 5
 Condition : PART22/24 3m EIRP_RSE_1G~19G_3 VERTICAL
 Brand/Model: XT901
 Remark : LTE Band 2_5M_(QPSK1,0)
 Tested by : Kay Wu
 Temperature : 25°C
 Humidity : 65%
 Plane : Z

| | Freq | Level | Read Level | Limit Line | Over Limit | Factor | Remark |
|------|---------|--------|------------|------------|------------|--------|--------|
| | MHz | dBm/m | dBm | dBm/m | dB | dB/m | |
| 1 pp | 30.00 | -29.22 | -30.29 | -13.00 | -16.22 | 1.07 | Peak |
| 2 | 40.80 | -37.26 | -35.80 | -13.00 | -24.26 | -1.46 | Peak |
| 3 | 164.19 | -62.55 | -55.97 | -13.00 | -49.55 | -6.58 | Peak |
| 4 | 428.80 | -68.47 | -63.57 | -13.00 | -55.47 | -4.90 | Peak |
| 5 | 604.50 | -64.28 | -64.00 | -13.00 | -51.28 | -0.28 | Peak |
| 6 | 759.90 | -62.67 | -64.52 | -13.00 | -49.67 | 1.85 | Peak |
| 7 | 3755.60 | -35.33 | -28.60 | -13.00 | -22.33 | -6.73 | Peak |



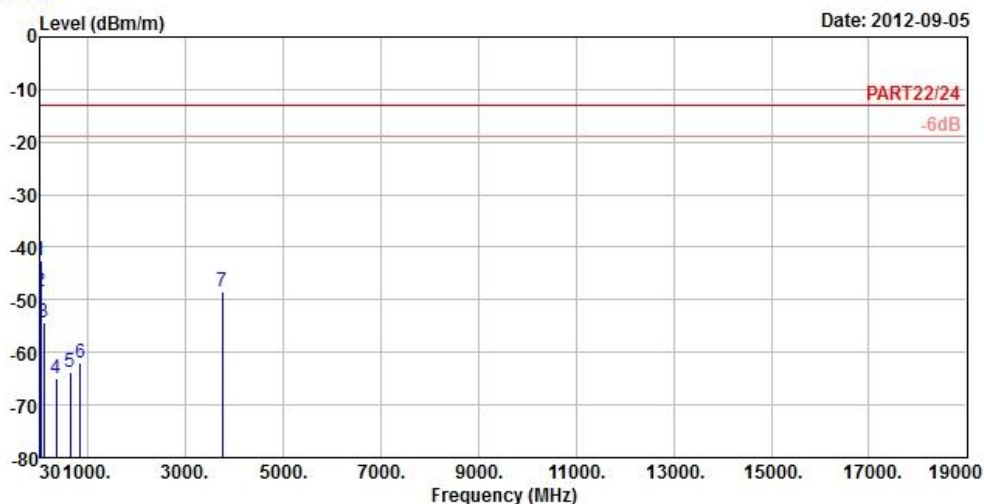
A D T



Bureau Veritas Consumer Products Services Ltd., Taoyuan Branch

A D T

Data: 15



Site : 966 Chamber 5
 Condition : PART22/24 3m EIRP_RSE_1G~19G_3 HORIZONTAL
 Brand/Model: XT901
 Remark : LTE Band 2_5M_(QPSK25,0)
 Tested by : Kay Wu
 Temperature : 25°C
 Humidity : 65%
 Plane : Z

| | Freq | Level | Read Level | Limit Line | Over Limit | Factor | Remark |
|---|------|---------|------------|------------|------------|--------|-------------|
| | MHz | dBm/m | dBm | dBm/m | dB | dB/m | |
| 1 | pp | 30.00 | -42.52 | -43.59 | -13.00 | -29.52 | 1.07 Peak |
| 2 | | 39.99 | -48.39 | -46.86 | -13.00 | -35.39 | -1.53 Peak |
| 3 | | 96.15 | -54.33 | -43.86 | -13.00 | -41.33 | -10.47 Peak |
| 4 | | 349.00 | -64.91 | -58.90 | -13.00 | -51.91 | -6.01 Peak |
| 5 | | 639.50 | -63.83 | -64.18 | -13.00 | -50.83 | 0.35 Peak |
| 6 | | 847.40 | -62.02 | -64.42 | -13.00 | -49.02 | 2.40 Peak |
| 7 | | 3760.00 | -48.36 | -41.63 | -13.00 | -35.36 | -6.73 Peak |



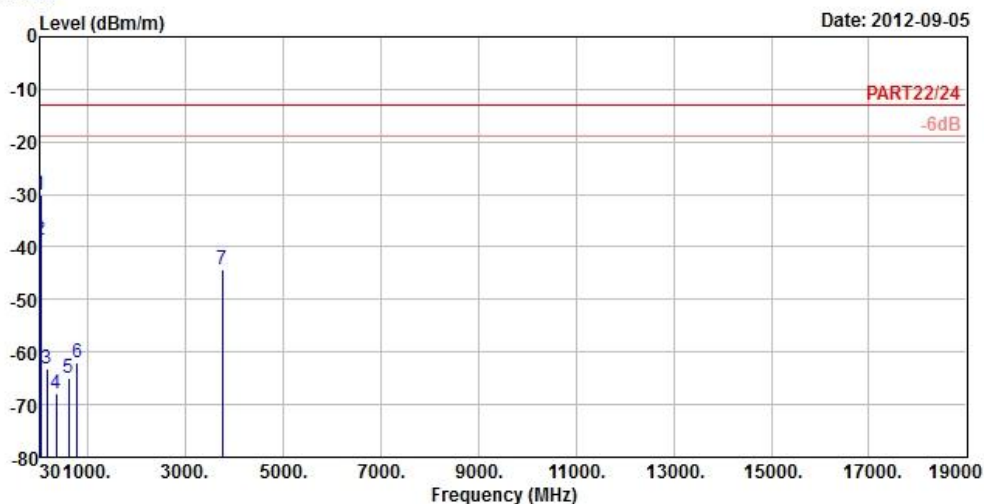
A D T



Bureau Veritas Consumer Products Services Ltd., Taoyuan Branch

A D T

Data: 16



Site : 966 Chamber 5
 Condition : PART22/24 3m EIRP_RSE_1G~19G_3 VERTICAL
 Brand/Model: XT901
 Remark : LTE Band 2_5M_(QPSK25,0)
 Tested by : Kay Wu
 Temperature : 25°C
 Humidity : 65%
 Plane : Z

| | Freq | Level | Read Level | Limit Line | Over Limit | Factor | Remark |
|---|------|---------|------------|------------|------------|--------|------------|
| | MHz | dBm/m | dBm | dBm/m | dB | dB/m | |
| 1 | pp | 30.00 | -30.08 | -31.15 | -13.00 | -17.08 | 1.07 Peak |
| 2 | | 39.99 | -38.64 | -37.11 | -13.00 | -25.64 | -1.53 Peak |
| 3 | | 163.92 | -63.12 | -56.54 | -13.00 | -50.12 | -6.58 Peak |
| 4 | | 356.00 | -67.83 | -61.87 | -13.00 | -54.83 | -5.96 Peak |
| 5 | | 602.40 | -65.02 | -64.70 | -13.00 | -52.02 | -0.32 Peak |
| 6 | | 788.60 | -61.96 | -64.01 | -13.00 | -48.96 | 2.05 Peak |
| 7 | | 3760.00 | -44.16 | -37.43 | -13.00 | -31.16 | -6.73 Peak |



A D T

LTE BAND 2

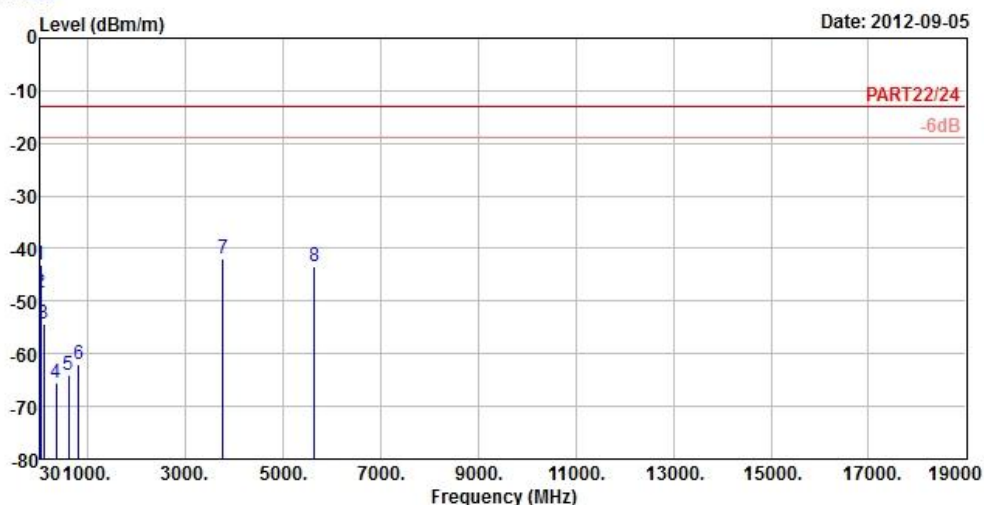
CHANNEL BANDWIDTH: 5MHz / 16QAM



Bureau Veritas Consumer Products Services Ltd., Taoyuan Branch

A D T

Data: 15



Site : 966 Chamber 5
 Condition : PART22/24 3m EIRP_RSE_1G~19G_3 HORIZONTAL
 Brand/Model: XT901
 Remark : LTE Band 2_5M_(16QAM1,24)
 Tested by : Kay Wu
 Temperature : 25°C
 Humidity : 65%
 Plane : Z

| | Freq | Level | Read Level | Limit Line | Over Limit | Factor | Remark |
|------|---------|--------|------------|------------|------------|--------|--------|
| | MHz | dBm/m | dBm | dBm/m | dB | dB/m | |
| 1 | 30.00 | -43.24 | -44.31 | -13.00 | -30.24 | 1.07 | Peak |
| 2 | 39.72 | -48.43 | -46.90 | -13.00 | -35.43 | -1.53 | Peak |
| 3 | 95.88 | -54.33 | -43.86 | -13.00 | -41.33 | -10.47 | Peak |
| 4 | 358.10 | -65.48 | -59.53 | -13.00 | -52.48 | -5.95 | Peak |
| 5 | 608.00 | -64.03 | -63.82 | -13.00 | -51.03 | -0.21 | Peak |
| 6 | 819.40 | -61.91 | -64.15 | -13.00 | -48.91 | 2.24 | Peak |
| 7 pp | 3764.40 | -41.95 | -35.34 | -13.00 | -28.95 | -6.61 | Peak |
| 8 | 5646.60 | -43.41 | -43.62 | -13.00 | -30.41 | 0.21 | Peak |



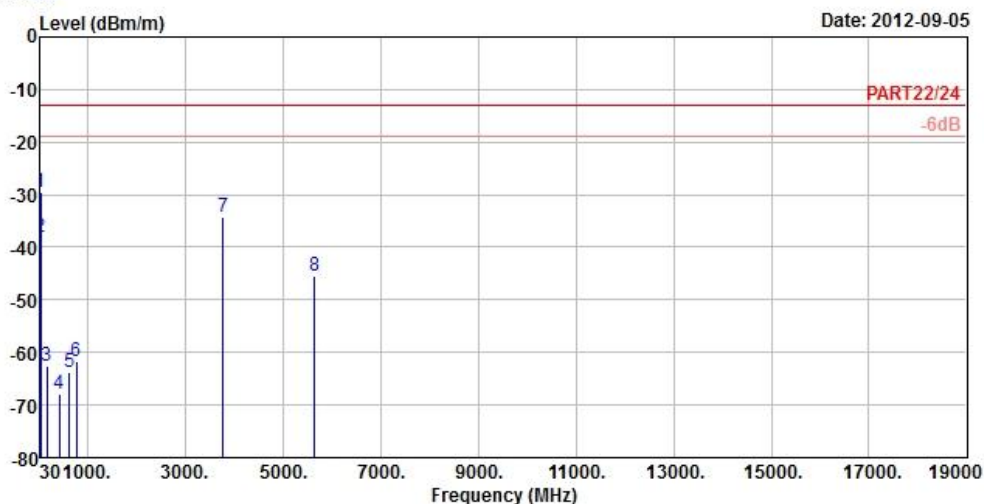
A D T



Bureau Veritas Consumer Products Services Ltd., Taoyuan Branch

A D T

Data: 16



Site : 966 Chamber 5
 Condition : PART22/24 3m EIRP_RSE_1G~19G_3 VERTICAL
 Brand/Model: XT901
 Remark : LTE Band 2_5M_(16QAM1,24)
 Tested by : Kay Wu
 Temperature : 25°C
 Humidity : 65%
 Plane : Z

| | Freq | Level | Read Level | Limit Line | Over Limit | Factor | Remark |
|------|---------|--------|------------|------------|------------|--------|--------|
| | MHz | dBm/m | dBm | dBm/m | dB | dB/m | |
| 1 pp | 30.00 | -29.54 | -30.61 | -13.00 | -16.54 | 1.07 | Peak |
| 2 | 39.99 | -38.22 | -36.69 | -13.00 | -25.22 | -1.53 | Peak |
| 3 | 164.19 | -62.54 | -55.96 | -13.00 | -49.54 | -6.58 | Peak |
| 4 | 412.70 | -67.92 | -62.62 | -13.00 | -54.92 | -5.30 | Peak |
| 5 | 615.70 | -63.86 | -63.79 | -13.00 | -50.86 | -0.07 | Peak |
| 6 | 759.20 | -61.66 | -63.51 | -13.00 | -48.66 | 1.85 | Peak |
| 7 | 3764.40 | -34.22 | -27.61 | -13.00 | -21.22 | -6.61 | Peak |
| 8 | 5646.60 | -45.53 | -45.74 | -13.00 | -32.53 | 0.21 | Peak |



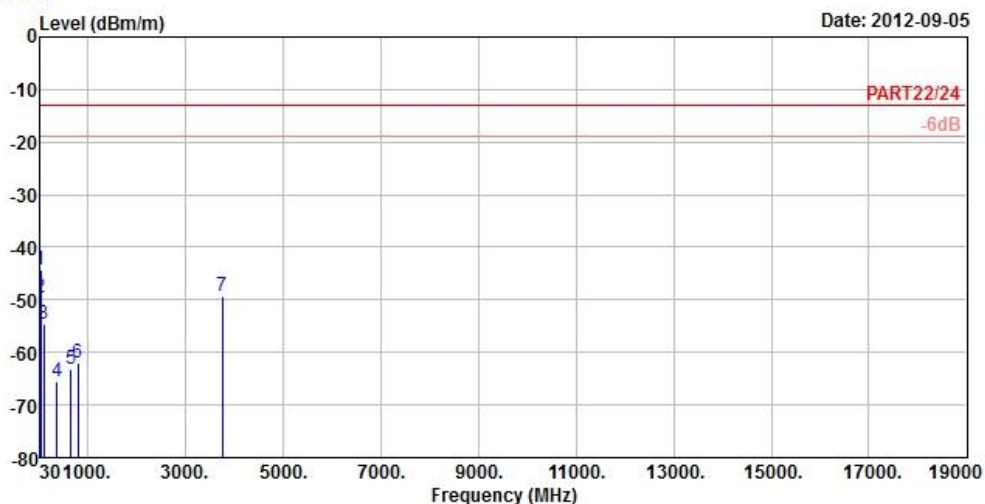
A D T



Bureau Veritas Consumer Products Services Ltd., Taoyuan Branch

A D T

Data: 15



Site : 966 Chamber 5
 Condition : PART22/24 3m EIRP_RSE_1G~19G_3 HORIZONTAL
 Brand/Model: XT901
 Remark : LTE Band 2_5M_(16QAM25,0)
 Tested by : Kay Wu
 Temperature : 25°C
 Humidity : 65%
 Plane : Z

| | Freq | Level | Read Level | Limit Line | Over Limit | Factor | Remark |
|---|------|---------|------------|------------|------------|--------|-------------|
| | MHz | dBm/m | dBm | dBm/m | dB | dB/m | |
| 1 | pp | 30.00 | -44.26 | -45.33 | -13.00 | -31.26 | 1.07 Peak |
| 2 | | 42.69 | -49.59 | -48.26 | -13.00 | -36.59 | -1.33 Peak |
| 3 | | 95.61 | -54.65 | -44.18 | -13.00 | -41.65 | -10.47 Peak |
| 4 | | 365.10 | -65.56 | -59.66 | -13.00 | -52.56 | -5.90 Peak |
| 5 | | 649.30 | -63.22 | -63.74 | -13.00 | -50.22 | 0.52 Peak |
| 6 | | 800.50 | -61.99 | -64.12 | -13.00 | -48.99 | 2.13 Peak |
| 7 | | 3760.00 | -49.19 | -42.46 | -13.00 | -36.19 | -6.73 Peak |



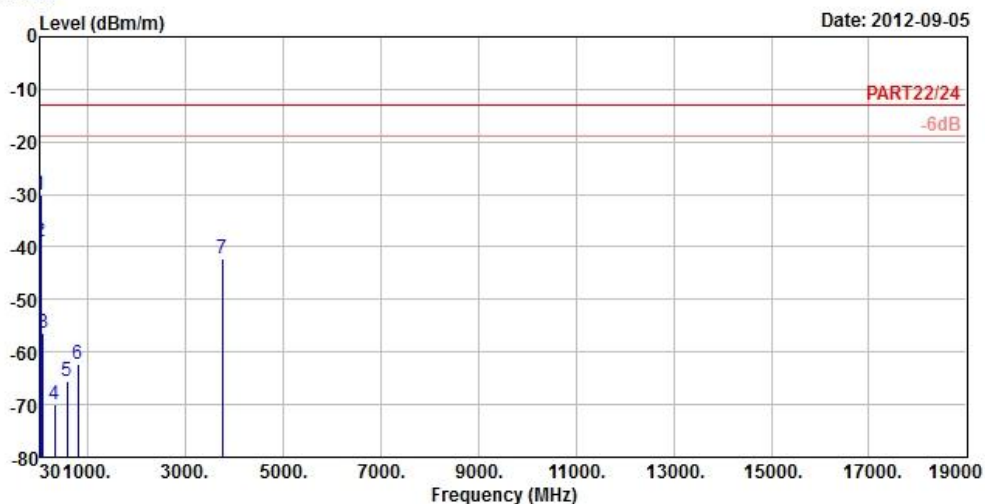
A D T



Bureau Veritas Consumer Products Services Ltd., Taoyuan Branch

A D T

Data: 16



Site : 966 Chamber 5
 Condition : PART22/24 3m EIRP_RSE_1G~19G_3 VERTICAL
 Brand/Model: XT901
 Remark : LTE Band 2_5M_(16QAM25,0)
 Tested by : Kay Wu
 Temperature : 25°C
 Humidity : 65%
 Plane : Z

| | Freq | Level | Read Level | Limit Line | Over Limit | Factor | Remark |
|---|------|---------|------------|------------|------------|--------|------------|
| | MHz | dBm/m | dBm | dBm/m | dB | dB/m | |
| 1 | pp | 30.00 | -29.98 | -31.05 | -13.00 | -16.98 | 1.07 Peak |
| 2 | | 39.99 | -38.97 | -37.44 | -13.00 | -25.97 | -1.53 Peak |
| 3 | | 76.17 | -56.45 | -46.52 | -13.00 | -43.45 | -9.93 Peak |
| 4 | | 313.30 | -69.99 | -63.71 | -13.00 | -56.99 | -6.28 Peak |
| 5 | | 576.50 | -65.64 | -64.62 | -13.00 | -52.64 | -1.02 Peak |
| 6 | | 794.90 | -62.16 | -64.26 | -13.00 | -49.16 | 2.10 Peak |
| 7 | | 3760.00 | -42.24 | -35.51 | -13.00 | -29.24 | -6.73 Peak |



A D T

LTE BAND 2

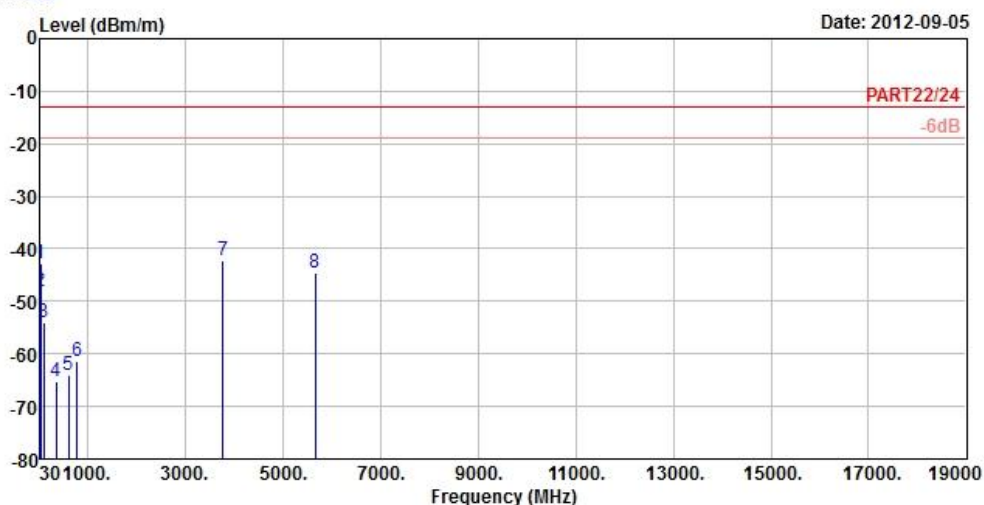
CHANNEL BANDWIDTH: 10MHz / QPSK



Bureau Veritas Consumer Products Services Ltd., Taoyuan Branch

A D T

Data: 15



Site : 966 Chamber 5
 Condition : PART22/24 3m EIRP_RSE_1G~19G_3 HORIZONTAL
 Brand/Model: XT901
 Remark : LTE Band 2_10M_(QPSK1,49)
 Tested by : Kay Wu
 Temperature : 25°C
 Humidity : 65%
 Plane : Z

| | Read | Limit | Over | | | |
|------|---------|--------|--------|--------|--------|-------------|
| Freq | Level | Level | Line | Limit | Factor | Remark |
| MHz | dBm/m | dBm | dBm/m | dB | dB/m | |
| 1 | 30.00 | -42.74 | -43.81 | -13.00 | -29.74 | 1.07 Peak |
| 2 | 39.72 | -48.20 | -46.67 | -13.00 | -35.20 | -1.53 Peak |
| 3 | 95.88 | -53.91 | -43.44 | -13.00 | -40.91 | -10.47 Peak |
| 4 | 353.90 | -65.16 | -59.18 | -13.00 | -52.16 | -5.98 Peak |
| 5 | 608.70 | -64.15 | -63.96 | -13.00 | -51.15 | -0.19 Peak |
| 6 | 787.20 | -61.53 | -63.57 | -13.00 | -48.53 | 2.04 Peak |
| 7 pp | 3768.80 | -42.29 | -35.68 | -13.00 | -29.29 | -6.61 Peak |
| 8 | 5653.20 | -44.72 | -44.91 | -13.00 | -31.72 | 0.19 Peak |



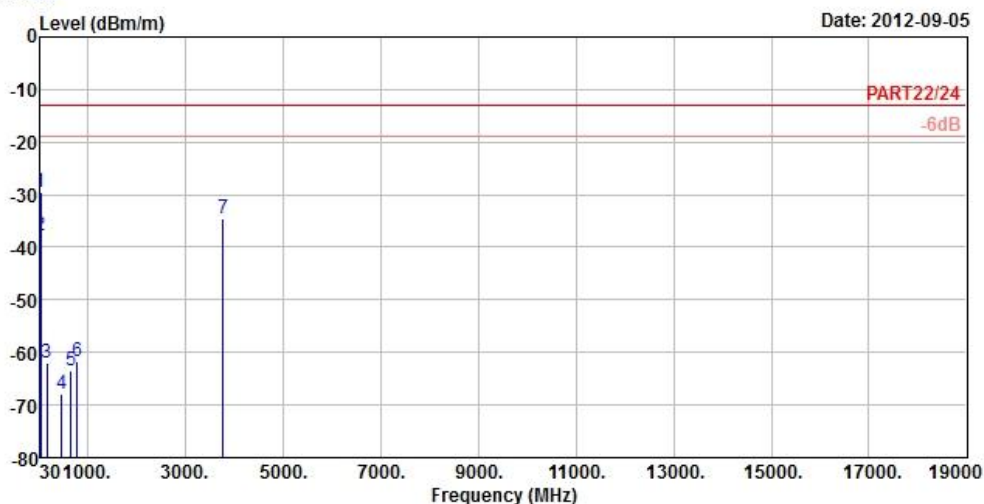
A D T



Bureau Veritas Consumer Products Services Ltd., Taoyuan Branch

A D T

Data: 16



Site : 966 Chamber 5
 Condition : PART22/24 3m EIRP_RSE_1G~19G_3 VERTICAL
 Brand/Model: XT901
 Remark : LTE Band 2_10M_(QPSK1,49)
 Tested by : Kay Wu
 Temperature : 25°C
 Humidity : 65%
 Plane : Z

| | Freq | Level | Read Level | Limit Line | Over Limit | Factor | Remark |
|---|------|---------|------------|------------|------------|--------|------------|
| | MHz | dBm/m | dBm | dBm/m | dB | dB/m | |
| 1 | pp | 30.00 | -29.50 | -30.57 | -13.00 | -16.50 | 1.07 Peak |
| 2 | | 39.72 | -37.75 | -36.22 | -13.00 | -24.75 | -1.53 Peak |
| 3 | | 165.27 | -62.13 | -55.53 | -13.00 | -49.13 | -6.60 Peak |
| 4 | | 466.60 | -67.92 | -63.97 | -13.00 | -54.92 | -3.95 Peak |
| 5 | | 647.20 | -63.36 | -63.85 | -13.00 | -50.36 | 0.49 Peak |
| 6 | | 782.30 | -61.80 | -63.81 | -13.00 | -48.80 | 2.01 Peak |
| 7 | | 3768.80 | -34.55 | -27.94 | -13.00 | -21.55 | -6.61 Peak |



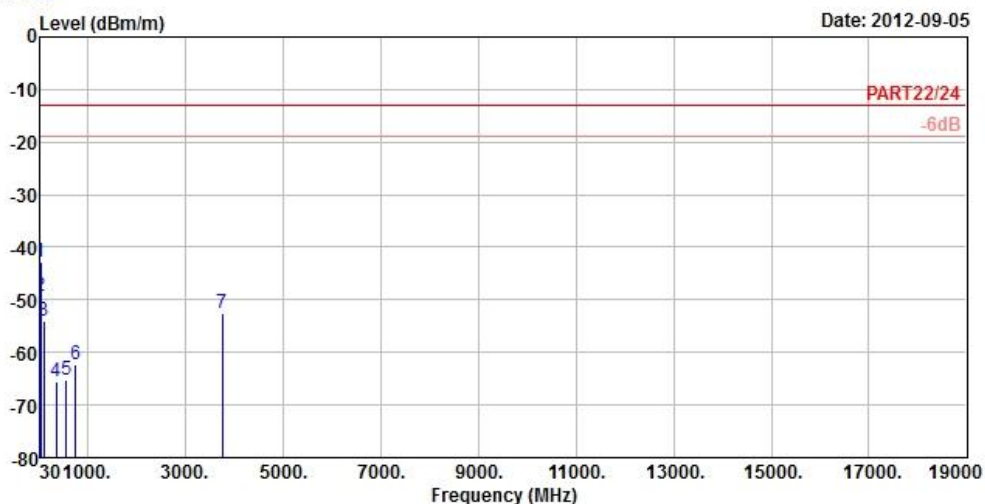
A D T



Bureau Veritas Consumer Products Services Ltd., Taoyuan Branch

A D T

Data: 15



Site : 966 Chamber 5
 Condition : PART22/24 3m EIRP_RSE_1G~19G_3 HORIZONTAL
 Brand/Model: XT901
 Remark : LTE Band 2_10M_(QPSK50,0)
 Tested by : Kay Wu
 Temperature : 25°C
 Humidity : 65%
 Plane : Z

| | Freq | Level | Read Level | Limit Line | Over Limit | Factor | Remark |
|---|------|---------|------------|------------|------------|--------|-------------|
| | MHz | dBm/m | dBm | dBm/m | dB | dB/m | |
| 1 | pp | 30.00 | -42.80 | -43.87 | -13.00 | -29.80 | 1.07 Peak |
| 2 | | 42.69 | -49.33 | -48.00 | -13.00 | -36.33 | -1.33 Peak |
| 3 | | 96.42 | -53.98 | -43.51 | -13.00 | -40.98 | -10.47 Peak |
| 4 | | 357.40 | -65.45 | -59.50 | -13.00 | -52.45 | -5.95 Peak |
| 5 | | 560.40 | -65.37 | -63.93 | -13.00 | -52.37 | -1.44 Peak |
| 6 | | 745.20 | -62.19 | -63.94 | -13.00 | -49.19 | 1.75 Peak |
| 7 | | 3760.00 | -52.43 | -45.70 | -13.00 | -39.43 | -6.73 Peak |



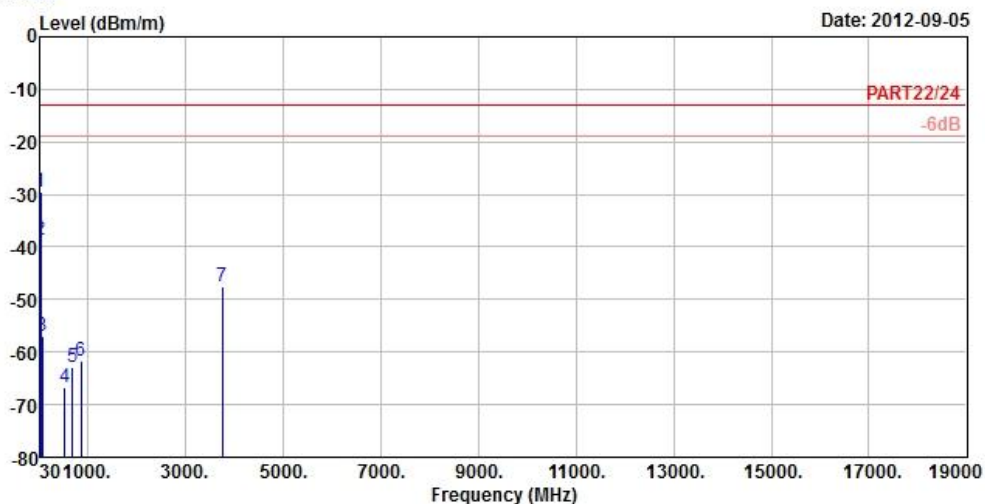
A D T



Bureau Veritas Consumer Products Services Ltd., Taoyuan Branch

A D T

Data: 16



Site : 966 Chamber 5
 Condition : PART22/24 3m EIRP_RSE_1G~19G_3 VERTICAL
 Brand/Model: XT901
 Remark : LTE Band 2_10M_(QPSK50,0)
 Tested by : Kay Wu
 Temperature : 25°C
 Humidity : 65%
 Plane : Z

| | Freq | Level | Read Level | Limit Line | Over Limit | Factor | Remark |
|---|------|---------|------------|------------|------------|--------|------------|
| | MHz | dBm/m | dBm | dBm/m | dB | dB/m | |
| 1 | pp | 30.00 | -29.52 | -30.59 | -13.00 | -16.52 | 1.07 Peak |
| 2 | | 39.99 | -38.71 | -37.18 | -13.00 | -25.71 | -1.53 Peak |
| 3 | | 73.47 | -57.04 | -47.36 | -13.00 | -44.04 | -9.68 Peak |
| 4 | | 521.90 | -66.76 | -64.26 | -13.00 | -53.76 | -2.50 Peak |
| 5 | | 690.60 | -63.02 | -64.30 | -13.00 | -50.02 | 1.28 Peak |
| 6 | | 859.30 | -61.84 | -64.31 | -13.00 | -48.84 | 2.47 Peak |
| 7 | | 3760.00 | -47.51 | -40.78 | -13.00 | -34.51 | -6.73 Peak |



A D T

LTE BAND 2

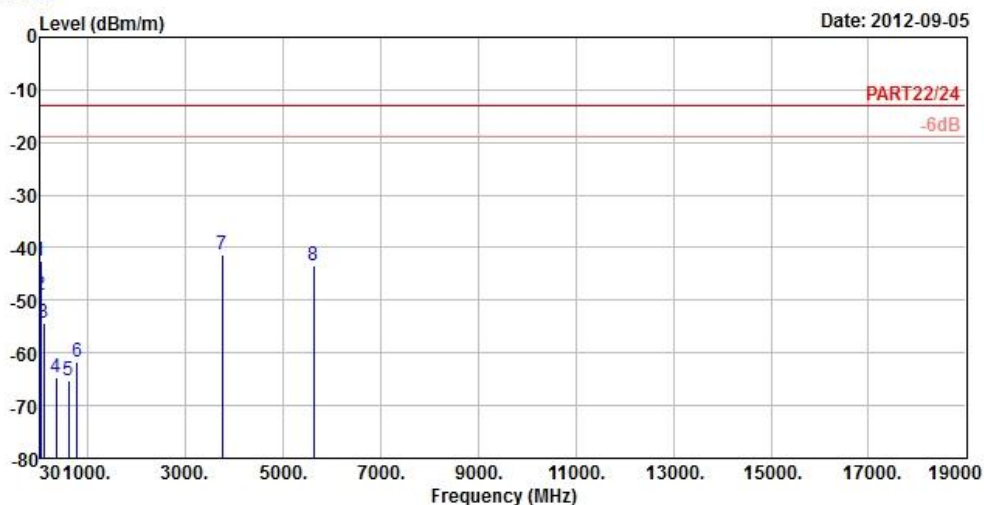
CHANNEL BANDWIDTH: 10MHz / 16QAM



Bureau Veritas Consumer Products Services Ltd., Taoyuan Branch

A D T

Data: 15



Site : 966 Chamber 5
 Condition : PART22/24 3m EIRP_RSE_1G~19G_3 HORIZONTAL
 Brand/Model: XT901
 Remark : LTE Band 2_10M_(16QAM1,0)
 Tested by : Kay Wu
 Temperature : 25°C
 Humidity : 65%
 Plane : Z

| | Read | Limit | Over | | | |
|------|---------|--------|--------|--------|--------|-------------|
| Freq | Level | Level | Line | Limit | Factor | Remark |
| MHz | dBm/m | dBm | dBm/m | dB | dB/m | |
| 1 | 30.00 | -42.59 | -43.66 | -13.00 | -29.59 | 1.07 Peak |
| 2 | 39.72 | -48.93 | -47.40 | -13.00 | -35.93 | -1.53 Peak |
| 3 | 96.42 | -54.22 | -43.75 | -13.00 | -41.22 | -10.47 Peak |
| 4 | 345.50 | -64.65 | -58.61 | -13.00 | -51.65 | -6.04 Peak |
| 5 | 602.40 | -65.21 | -64.89 | -13.00 | -52.21 | -0.32 Peak |
| 6 | 786.50 | -61.75 | -63.79 | -13.00 | -48.75 | 2.04 Peak |
| 7 pp | 3751.20 | -41.40 | -34.67 | -13.00 | -28.40 | -6.73 Peak |
| 8 | 5626.80 | -43.48 | -43.66 | -13.00 | -30.48 | 0.18 Peak |



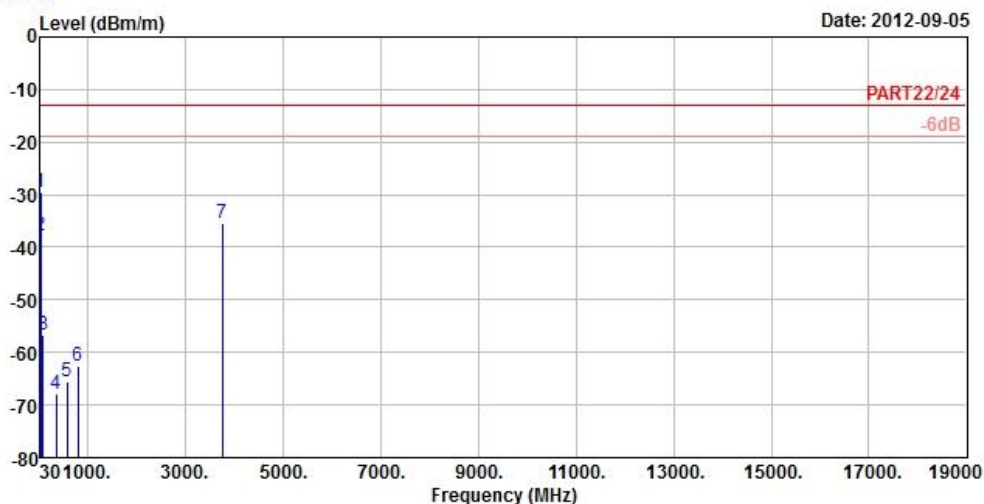
A D T



Bureau Veritas Consumer Products Services Ltd., Taoyuan Branch

A D T

Data: 16



Site : 966 Chamber 5
 Condition : PART22/24 3m EIRP_RSE_1G~19G_3 VERTICAL
 Brand/Model: XT901
 Remark : LTE Band 2_10M_(16QAM1,0)
 Tested by : Kay Wu
 Temperature : 25°C
 Humidity : 65%
 Plane : Z

| | Freq | Level | Read Level | Limit Line | Over Limit | Factor | Remark |
|---|------|---------|------------|------------|------------|--------|------------|
| | MHz | dBm/m | dBm | dBm/m | dB | dB/m | |
| 1 | pp | 30.00 | -29.51 | -30.58 | -13.00 | -16.51 | 1.07 Peak |
| 2 | | 40.80 | -37.74 | -36.28 | -13.00 | -24.74 | -1.46 Peak |
| 3 | | 75.63 | -56.59 | -46.74 | -13.00 | -43.59 | -9.85 Peak |
| 4 | | 351.80 | -67.83 | -61.84 | -13.00 | -54.83 | -5.99 Peak |
| 5 | | 577.20 | -65.61 | -64.62 | -13.00 | -52.61 | -0.99 Peak |
| 6 | | 800.50 | -62.58 | -64.71 | -13.00 | -49.58 | 2.13 Peak |
| 7 | | 3751.20 | -35.45 | -28.72 | -13.00 | -22.45 | -6.73 Peak |



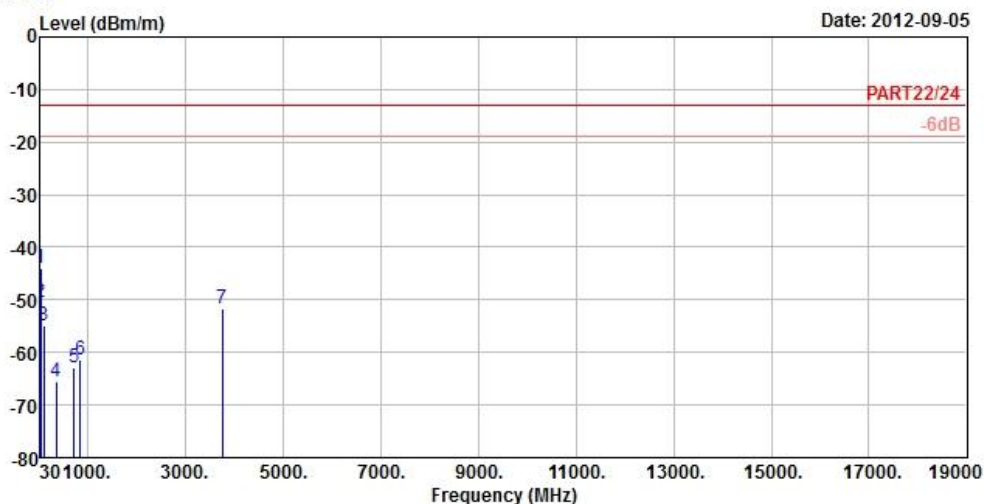
A D T



Bureau Veritas Consumer Products Services Ltd., Taoyuan Branch

A D T

Data: 15



Site : 966 Chamber 5
 Condition : PART22/24 3m EIRP_RSE_1G~19G_3 HORIZONTAL
 Brand/Model: XT901
 Remark : LTE Band 2_10M_(16QAM50,0)
 Tested by : Kay Wu
 Temperature : 25°C
 Humidity : 65%
 Plane : Z

| | Freq | Level | Read Level | Limit Line | Over Limit | Factor | Remark |
|---|------|---------|------------|------------|------------|--------|-------------|
| | MHz | dBm/m | dBm | dBm/m | dB | dB/m | |
| 1 | pp | 30.00 | -43.96 | -45.03 | -13.00 | -30.96 | 1.07 Peak |
| 2 | | 40.26 | -50.44 | -48.98 | -13.00 | -37.44 | -1.46 Peak |
| 3 | | 96.15 | -54.96 | -44.49 | -13.00 | -41.96 | -10.47 Peak |
| 4 | | 354.60 | -65.56 | -59.59 | -13.00 | -52.56 | -5.97 Peak |
| 5 | | 715.10 | -62.85 | -64.40 | -13.00 | -49.85 | 1.55 Peak |
| 6 | | 840.40 | -61.30 | -63.66 | -13.00 | -48.30 | 2.36 Peak |
| 7 | | 3760.00 | -51.69 | -44.96 | -13.00 | -38.69 | -6.73 Peak |



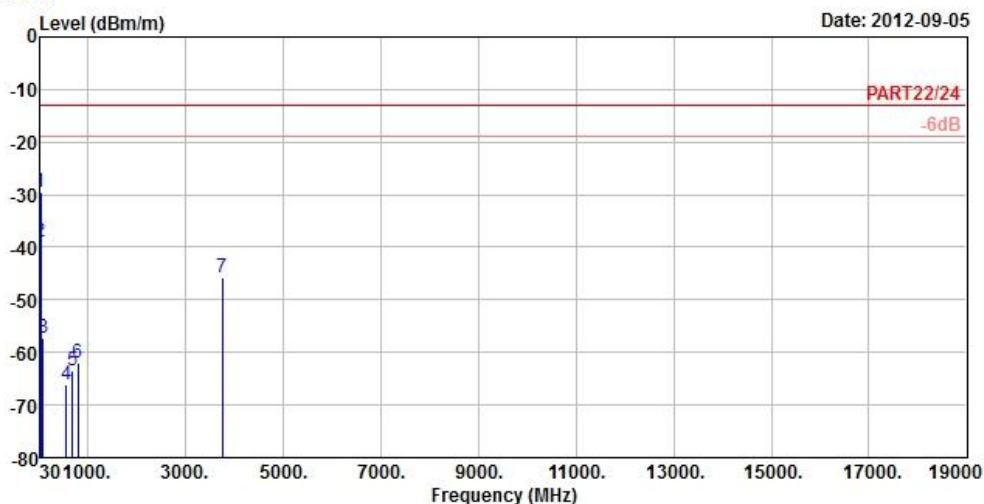
A D T



Bureau Veritas Consumer Products Services Ltd., Taoyuan Branch

A D T

Data: 16



Site : 966 Chamber 5
 Condition : PART22/24 3m EIRP_RSE_1G~19G_3 VERTICAL
 Brand/Model: XT901
 Remark : LTE Band 2_10M_(16QAM50,0)
 Tested by : Kay Wu
 Temperature : 25°C
 Humidity : 65%
 Plane : Z

| | Freq | Level | Read Level | Limit Line | Over Limit | Factor | Remark |
|---|------|---------|------------|------------|------------|--------|------------|
| | MHz | dBm/m | dBm | dBm/m | dB | dB/m | |
| 1 | pp | 30.00 | -29.53 | -30.60 | -13.00 | -16.53 | 1.07 Peak |
| 2 | | 39.72 | -38.83 | -37.30 | -13.00 | -25.83 | -1.53 Peak |
| 3 | | 76.17 | -57.25 | -47.32 | -13.00 | -44.25 | -9.93 Peak |
| 4 | | 556.90 | -66.23 | -64.68 | -13.00 | -53.23 | -1.55 Peak |
| 5 | | 681.50 | -63.41 | -64.53 | -13.00 | -50.41 | 1.12 Peak |
| 6 | | 794.90 | -61.92 | -64.02 | -13.00 | -48.92 | 2.10 Peak |
| 7 | | 3760.00 | -45.78 | -39.05 | -13.00 | -32.78 | -6.73 Peak |



A D T

LTE BAND 25

CHANNEL BANDWIDTH: 5MHz / QPSK

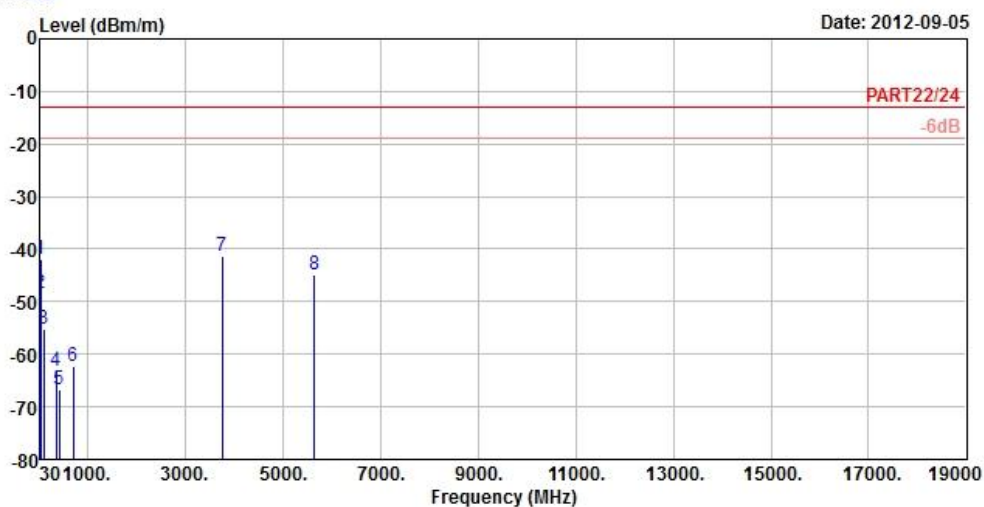


Bureau Veritas Consumer Products Services Ltd., Taoyuan Branch

A D T

Data: 15

Date: 2012-09-05



Site : 966 Chamber 5
 Condition : PART22/24 3m EIRP_RSE_1G~19G_3 HORIZONTAL
 Brand/Model: XT901
 Remark : LTE Band 25_5M_(QPSK1,0)
 Tested by : Kay Wu
 Temperature : 25°C
 Humidity : 65%
 Plane : Z

| | Freq | Level | Read Level | Limit Line | Over Limit | Factor | Remark |
|------|---------|--------|------------|------------|------------|--------|--------|
| | MHz | dBm/m | dBm | dBm/m | dB | dB/m | |
| 1 | 30.00 | -42.07 | -43.14 | -13.00 | -29.07 | 1.07 | Peak |
| 2 | 42.42 | -48.55 | -47.22 | -13.00 | -35.55 | -1.33 | Peak |
| 3 | 93.99 | -55.35 | -44.84 | -13.00 | -42.35 | -10.51 | Peak |
| 4 | 349.00 | -63.17 | -57.16 | -13.00 | -50.17 | -6.01 | Peak |
| 5 | 422.50 | -66.80 | -61.75 | -13.00 | -53.80 | -5.05 | Peak |
| 6 | 703.20 | -62.30 | -63.77 | -13.00 | -49.30 | 1.47 | Peak |
| 7 pp | 3760.60 | -41.47 | -34.74 | -13.00 | -28.47 | -6.73 | Peak |
| 8 | 5640.90 | -44.89 | -45.10 | -13.00 | -31.89 | 0.21 | Peak |



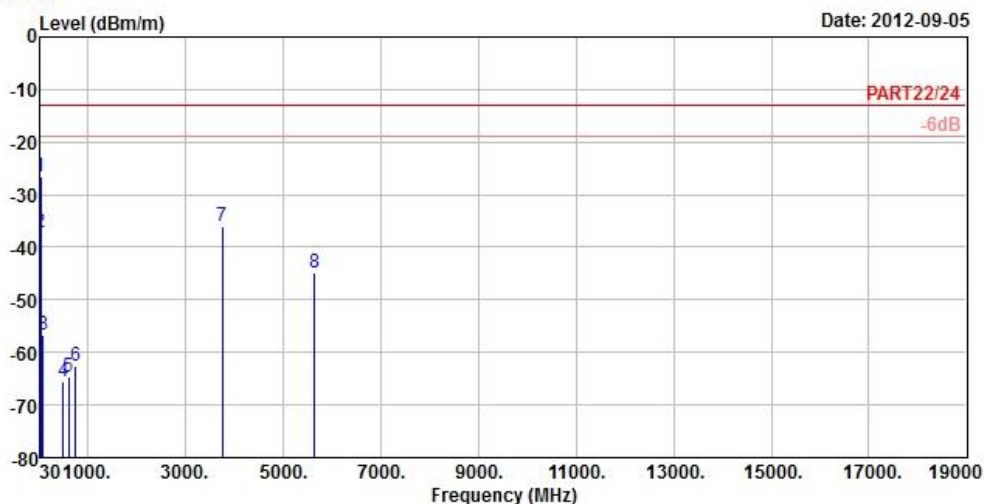
A D T



Bureau Veritas Consumer Products Services Ltd., Taoyuan Branch

A D T

Data: 16



Site : 966 Chamber 5
 Condition : PART22/24 3m EIRP_RSE_1G~19G_3 VERTICAL
 Brand/Model: XT901
 Remark : LTE Band 25_5M_(QPSK1,0)
 Tested by : Kay Wu
 Temperature : 25°C
 Humidity : 65%
 Plane : Z

| | Freq | Level | Read Level | Limit Line | Over Limit | Factor | Remark |
|---|------|---------|------------|------------|------------|--------|------------|
| | MHz | dBm/m | dBm | dBm/m | dB | dB/m | |
| 1 | pp | 30.00 | -26.68 | -27.75 | -13.00 | -13.68 | 1.07 Peak |
| 2 | | 42.42 | -37.24 | -35.91 | -13.00 | -24.24 | -1.33 Peak |
| 3 | | 75.90 | -56.70 | -46.85 | -13.00 | -43.70 | -9.85 Peak |
| 4 | | 499.50 | -65.46 | -62.35 | -13.00 | -52.46 | -3.11 Peak |
| 5 | | 605.90 | -64.78 | -64.53 | -13.00 | -51.78 | -0.25 Peak |
| 6 | | 757.10 | -62.45 | -64.29 | -13.00 | -49.45 | 1.84 Peak |
| 7 | | 3760.60 | -35.91 | -29.18 | -13.00 | -22.91 | -6.73 Peak |
| 8 | | 5640.90 | -44.82 | -45.03 | -13.00 | -31.82 | 0.21 Peak |



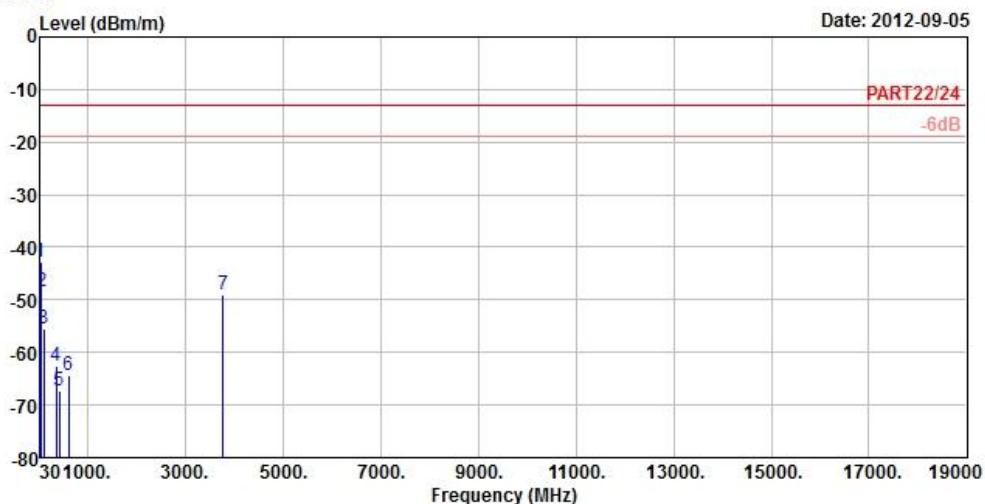
A D T



Bureau Veritas Consumer Products Services Ltd., Taoyuan Branch

A D T

Data: 15



Site : 966 Chamber 5
 Condition : PART22/24 3m EIRP_RSE_1G~19G_3 HORIZONTAL
 Brand/Model: XT901
 Remark : LTE Band 25_5M_(QPSK25,0)
 Tested by : Kay Wu
 Temperature : 25°C
 Humidity : 65%
 Plane : Z

| | Freq | Level | Read Level | Limit Line | Over Limit | Factor | Remark |
|---|------|---------|------------|------------|------------|--------|-------------|
| | MHz | dBm/m | dBm | dBm/m | dB | dB/m | |
| 1 | pp | 30.00 | -42.75 | -43.82 | -13.00 | -29.75 | 1.07 Peak |
| 2 | | 42.96 | -48.46 | -47.13 | -13.00 | -35.46 | -1.33 Peak |
| 3 | | 92.64 | -55.37 | -44.84 | -13.00 | -42.37 | -10.53 Peak |
| 4 | | 345.50 | -62.44 | -56.40 | -13.00 | -49.44 | -6.04 Peak |
| 5 | | 412.70 | -67.21 | -61.91 | -13.00 | -54.21 | -5.30 Peak |
| 6 | | 599.60 | -64.45 | -64.07 | -13.00 | -51.45 | -0.38 Peak |
| 7 | | 3765.00 | -49.12 | -42.51 | -13.00 | -36.12 | -6.61 Peak |



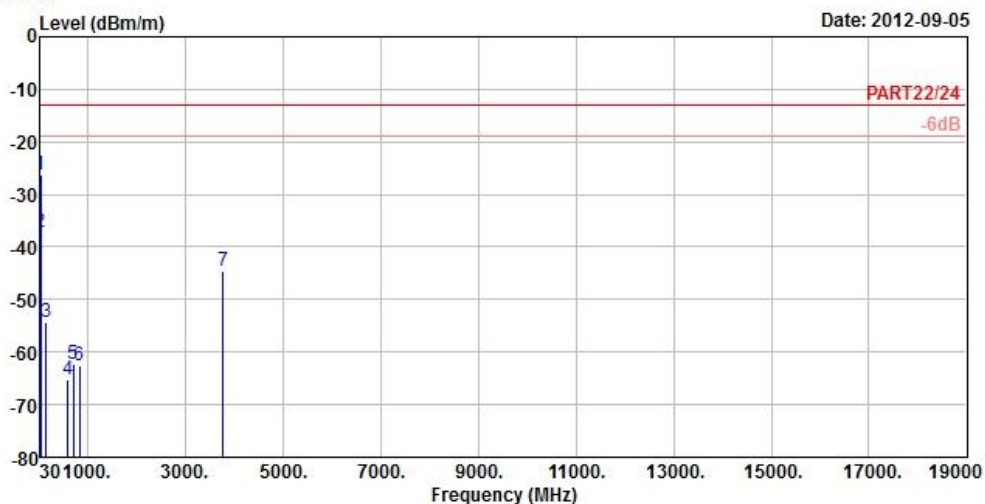
A D T



Bureau Veritas Consumer Products Services Ltd., Taoyuan Branch

A D T

Data: 16



Site : 966 Chamber 5
 Condition : PART22/24 3m EIRP_RSE_1G~19G_3 VERTICAL
 Brand/Model: XT901
 Remark : LTE Band 25_5M_(QPSK25,0)
 Tested by : Kay Wu
 Temperature : 25°C
 Humidity : 65%
 Plane : Z

| | Freq | Level | Read Level | Limit Line | Over Limit | Factor | Remark |
|---|------|---------|------------|------------|------------|--------|------------|
| | MHz | dBm/m | dBm | dBm/m | dB | dB/m | |
| 1 | pp | 30.00 | -26.39 | -27.46 | -13.00 | -13.39 | 1.07 Peak |
| 2 | | 42.42 | -37.30 | -35.97 | -13.00 | -24.30 | -1.33 Peak |
| 3 | | 149.07 | -54.44 | -48.14 | -13.00 | -41.44 | -6.30 Peak |
| 4 | | 589.80 | -65.14 | -64.50 | -13.00 | -52.14 | -0.64 Peak |
| 5 | | 694.80 | -62.42 | -63.77 | -13.00 | -49.42 | 1.35 Peak |
| 6 | | 823.60 | -62.44 | -64.70 | -13.00 | -49.44 | 2.26 Peak |
| 7 | | 3765.00 | -44.56 | -37.95 | -13.00 | -31.56 | -6.61 Peak |



A D T

LTE BAND 25

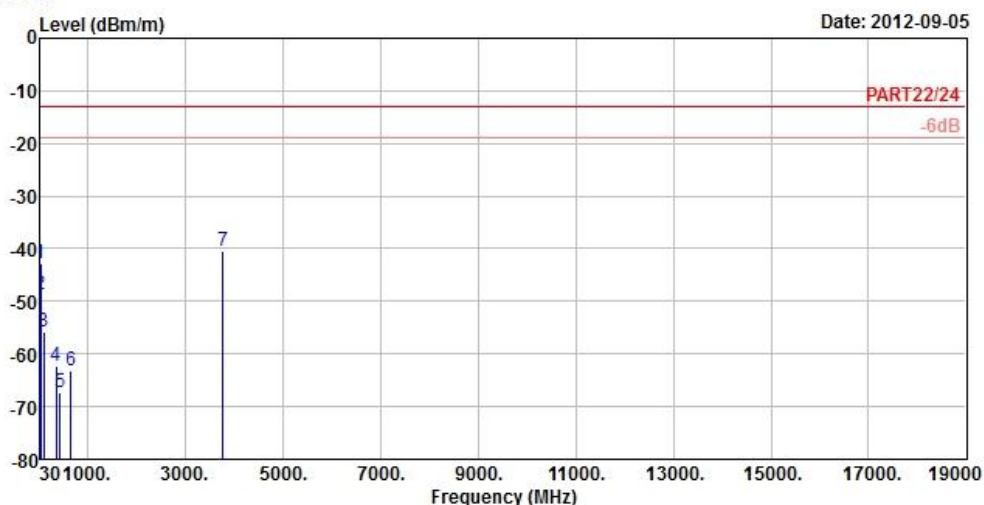
CHANNEL BANDWIDTH: 5MHz / 16QAM



Bureau Veritas Consumer Products Services Ltd., Taoyuan Branch

A D T

Data: 15



Site : 966 Chamber 5
 Condition : PART22/24 3m EIRP_RSE_1G~19G_3 HORIZONTAL
 Brand/Model: XT901
 Remark : LTE Band 25_5M_(16QAM1,24)
 Tested by : Kay Wu
 Temperature : 25°C
 Humidity : 65%
 Plane : Z

| | Freq | Level | Read Level | Limit Line | Over Limit | Factor | Remark |
|------|---------|--------|------------|------------|------------|--------|--------|
| | MHz | dBm/m | dBm | dBm/m | dB | dB/m | |
| 1 | 30.00 | -42.80 | -43.87 | -13.00 | -29.80 | 1.07 | Peak |
| 2 | 42.42 | -48.75 | -47.42 | -13.00 | -35.75 | -1.33 | Peak |
| 3 | 94.26 | -55.73 | -45.22 | -13.00 | -42.73 | -10.51 | Peak |
| 4 | 349.00 | -62.21 | -56.20 | -13.00 | -49.21 | -6.01 | Peak |
| 5 | 425.30 | -67.17 | -62.19 | -13.00 | -54.17 | -4.98 | Peak |
| 6 | 661.90 | -63.08 | -63.83 | -13.00 | -50.08 | 0.75 | Peak |
| 7 pp | 3769.40 | -40.59 | -33.98 | -13.00 | -27.59 | -6.61 | Peak |



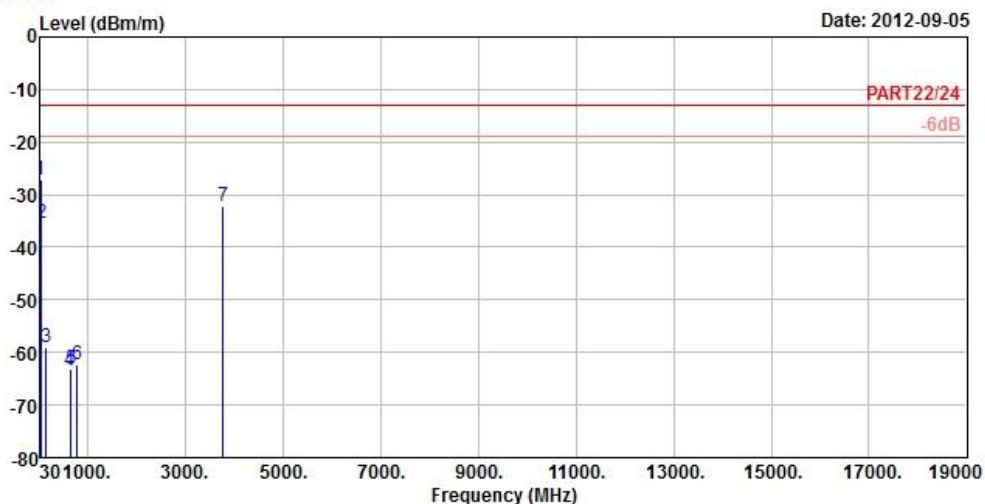
A D T



Bureau Veritas Consumer Products Services Ltd., Taoyuan Branch

A D T

Data: 16



Site : 966 Chamber 5
 Condition : PART22/24 3m EIRP_RSE_1G~19G_3 VERTICAL
 Brand/Model: XT901
 Remark : LTE Band 25_5M_(16QAM1,24)
 Tested by : Kay Wu
 Temperature : 25°C
 Humidity : 65%
 Plane : Z

| | Freq | Level | Read Level | Limit Line | Over Limit | Factor | Remark |
|---|------|---------|------------|------------|------------|--------|------------|
| | MHz | dBm/m | dBm | dBm/m | dB | dB/m | |
| 1 | pp | 30.00 | -27.04 | -28.11 | -13.00 | -14.04 | 1.07 Peak |
| 2 | | 42.96 | -35.35 | -34.02 | -13.00 | -22.35 | -1.33 Peak |
| 3 | | 150.96 | -59.10 | -52.72 | -13.00 | -46.10 | -6.38 Peak |
| 4 | | 638.80 | -63.50 | -63.85 | -13.00 | -50.50 | 0.35 Peak |
| 5 | | 659.80 | -63.07 | -63.79 | -13.00 | -50.07 | 0.72 Peak |
| 6 | | 782.30 | -62.25 | -64.26 | -13.00 | -49.25 | 2.01 Peak |
| 7 | | 3769.40 | -32.10 | -25.49 | -13.00 | -19.10 | -6.61 Peak |



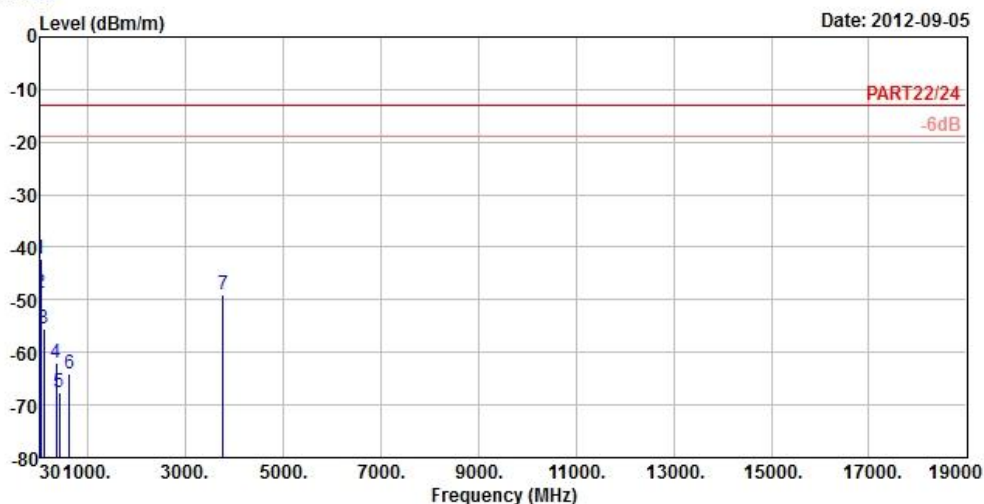
A D T



Bureau Veritas Consumer Products Services Ltd., Taoyuan Branch

A D T

Data: 15



Site : 966 Chamber 5
 Condition : PART22/24 3m EIRP_RSE_1G~19G_3 HORIZONTAL
 Brand/Model: XT901
 Remark : LTE Band 25_5M_(16QAM25,0)
 Tested by : Kay Wu
 Temperature : 25°C
 Humidity : 65%
 Plane : Z

| | Freq | Level | Read Level | Limit Line | Over Limit | Factor | Remark |
|---|------|---------|------------|------------|------------|--------|-------------|
| | MHz | dBm/m | dBm | dBm/m | dB | dB/m | |
| 1 | pp | 30.00 | -42.24 | -43.31 | -13.00 | -29.24 | 1.07 Peak |
| 2 | | 42.42 | -48.56 | -47.23 | -13.00 | -35.56 | -1.33 Peak |
| 3 | | 93.18 | -55.41 | -44.88 | -13.00 | -42.41 | -10.53 Peak |
| 4 | | 345.50 | -61.95 | -55.91 | -13.00 | -48.95 | -6.04 Peak |
| 5 | | 419.00 | -67.50 | -62.35 | -13.00 | -54.50 | -5.15 Peak |
| 6 | | 629.00 | -64.00 | -64.17 | -13.00 | -51.00 | 0.17 Peak |
| 7 | | 3765.00 | -49.04 | -42.43 | -13.00 | -36.04 | -6.61 Peak |



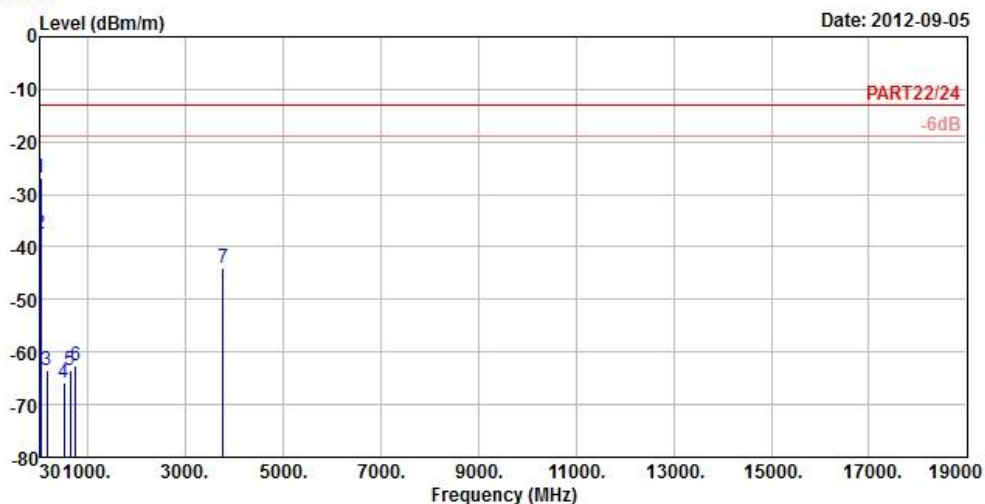
A D T



Bureau Veritas Consumer Products Services Ltd., Taoyuan Branch

A D T

Data: 16



Site : 966 Chamber 5
 Condition : PART22/24 3m EIRP_RSE_1G~19G_3 VERTICAL
 Brand/Model: XT901
 Remark : LTE Band 25_5M_(16QAM25,0)
 Tested by : Kay Wu
 Temperature : 25°C
 Humidity : 65%
 Plane : Z

| | Freq | Level | Read Level | Limit Line | Over Limit | Factor | Remark |
|---|------|---------|------------|------------|------------|--------|------------|
| | MHz | dBm/m | dBm | dBm/m | dB | dB/m | |
| 1 | pp | 30.00 | -26.92 | -27.99 | -13.00 | -13.92 | 1.07 Peak |
| 2 | | 42.15 | -37.38 | -36.05 | -13.00 | -24.38 | -1.33 Peak |
| 3 | | 161.76 | -63.57 | -57.02 | -13.00 | -50.57 | -6.55 Peak |
| 4 | | 505.10 | -65.88 | -62.92 | -13.00 | -52.88 | -2.96 Peak |
| 5 | | 645.80 | -63.48 | -63.95 | -13.00 | -50.48 | 0.47 Peak |
| 6 | | 757.10 | -62.55 | -64.39 | -13.00 | -49.55 | 1.84 Peak |
| 7 | | 3765.00 | -43.84 | -37.23 | -13.00 | -30.84 | -6.61 Peak |



A D T

LTE BAND 25

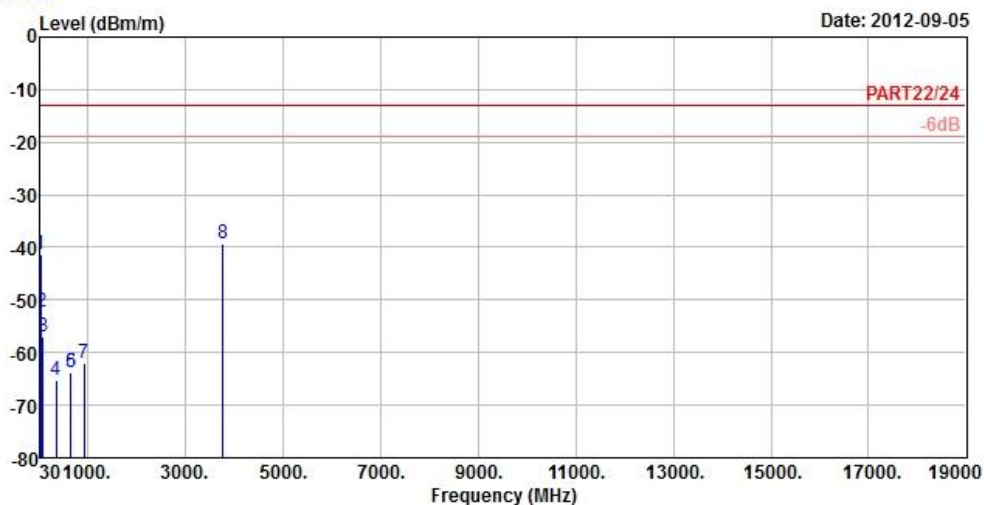
CHANNEL BANDWIDTH: 10MHz / QPSK



Bureau Veritas Consumer Products Services Ltd., Taoyuan Branch

A D T

Data: 15



Site : 966 Chamber 5
 Condition : PART22/24 3m EIRP_RSE_1G~19G_3 HORIZONTAL
 Brand/Model: XT901
 Remark : LTE Band 25_10M_(QPSK1,49)
 Tested by : Kay Wu
 Temperature : 25°C
 Humidity : 65%
 Plane : Z

| | Read | Limit | Over | | | |
|------|---------|--------|--------|--------|--------|-------------|
| Freq | Level | Level | Line | Limit | Factor | Remark |
| MHz | dBm/m | dBm | dBm/m | dB | dB/m | |
| 1 | 30.00 | -41.42 | -42.49 | -13.00 | -28.42 | 1.07 Peak |
| 2 | 45.39 | -52.27 | -50.51 | -13.00 | -39.27 | -1.76 Peak |
| 3 | 90.48 | -56.96 | -46.38 | -13.00 | -43.96 | -10.58 Peak |
| 4 | 345.50 | -65.16 | -59.12 | -13.00 | -52.16 | -6.04 Peak |
| 5 | 652.80 | -63.72 | -64.31 | -13.00 | -50.72 | 0.59 Peak |
| 6 | 652.80 | -63.72 | -64.31 | -13.00 | -50.72 | 0.59 Peak |
| 7 | 925.80 | -62.09 | -65.31 | -13.00 | -49.09 | 3.22 Peak |
| 8 pp | 3773.80 | -39.32 | -32.71 | -13.00 | -26.32 | -6.61 Peak |



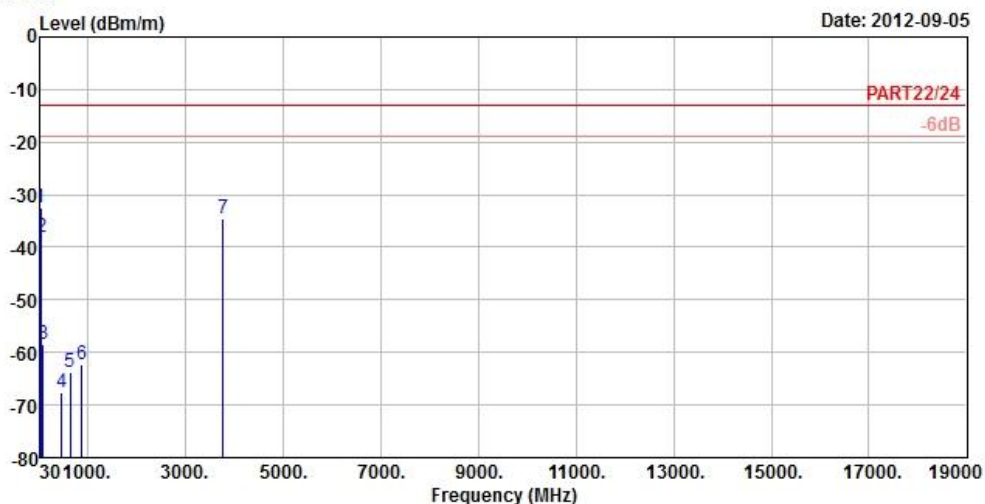
A D T



Bureau Veritas Consumer Products Services Ltd., Taoyuan Branch

A D T

Data: 16



Site : 966 Chamber 5
 Condition : PART22/24 3m EIRP_RSE_1G~19G_3 VERTICAL
 Brand/Model: XT901
 Remark : LTE Band 25_10M_(QPSK1,49)
 Tested by : Kay Wu
 Temperature : 25°C
 Humidity : 65%
 Plane : Z

| | Freq | Level | Read Level | Limit Line | Over Limit | Factor | Remark |
|---|------|---------|------------|------------|------------|--------|-------------|
| | MHz | dBm/m | dBm | dBm/m | dB | dB/m | |
| 1 | pp | 30.00 | -32.59 | -33.66 | -13.00 | -19.59 | 1.07 Peak |
| 2 | | 43.50 | -38.16 | -36.90 | -13.00 | -25.16 | -1.26 Peak |
| 3 | | 89.67 | -58.33 | -47.75 | -13.00 | -45.33 | -10.58 Peak |
| 4 | | 463.10 | -67.72 | -63.67 | -13.00 | -54.72 | -4.05 Peak |
| 5 | | 646.50 | -63.70 | -64.19 | -13.00 | -50.70 | 0.49 Peak |
| 6 | | 876.10 | -62.27 | -64.83 | -13.00 | -49.27 | 2.56 Peak |
| 7 | | 3773.80 | -34.40 | -27.79 | -13.00 | -21.40 | -6.61 Peak |



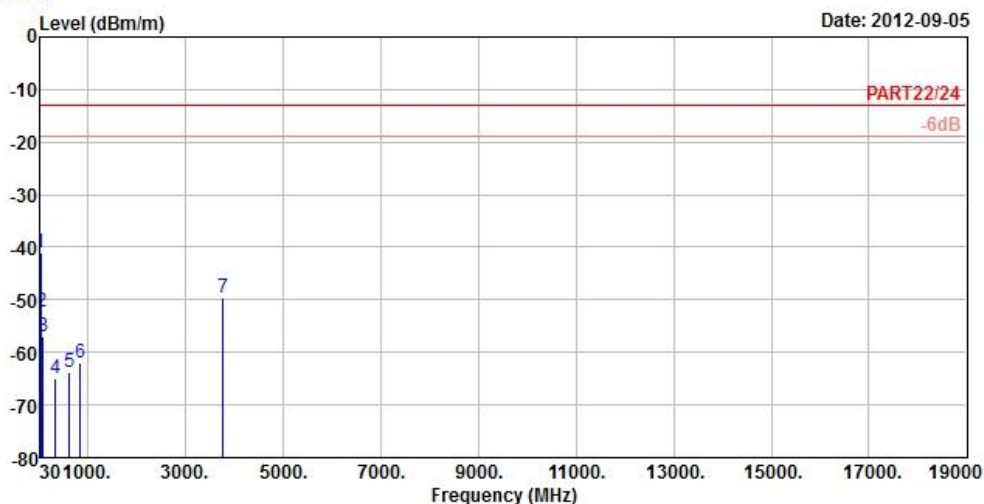
A D T



Bureau Veritas Consumer Products Services Ltd., Taoyuan Branch

A D T

Data: 15



Site : 966 Chamber 5
 Condition : PART22/24 3m EIRP_RSE_1G~19G_3 HORIZONTAL
 Brand/Model: XT901
 Remark : LTE Band 25_10M_(QPSK50,0)
 Tested by : Kay Wu
 Temperature : 25°C
 Humidity : 65%
 Plane : Z

| | Freq | Level | Read Level | Limit Line | Over Limit | Factor | Remark |
|---|------|---------|------------|------------|------------|--------|-------------|
| | MHz | dBm/m | dBm | dBm/m | dB | dB/m | |
| 1 | pp | 30.00 | -41.01 | -42.08 | -13.00 | -28.01 | 1.07 Peak |
| 2 | | 45.39 | -52.37 | -50.61 | -13.00 | -39.37 | -1.76 Peak |
| 3 | | 90.21 | -57.06 | -46.48 | -13.00 | -44.06 | -10.58 Peak |
| 4 | | 339.90 | -64.88 | -58.79 | -13.00 | -51.88 | -6.09 Peak |
| 5 | | 617.80 | -63.76 | -63.72 | -13.00 | -50.76 | -0.04 Peak |
| 6 | | 840.40 | -61.97 | -64.33 | -13.00 | -48.97 | 2.36 Peak |
| 7 | | 3765.00 | -49.63 | -43.02 | -13.00 | -36.63 | -6.61 Peak |



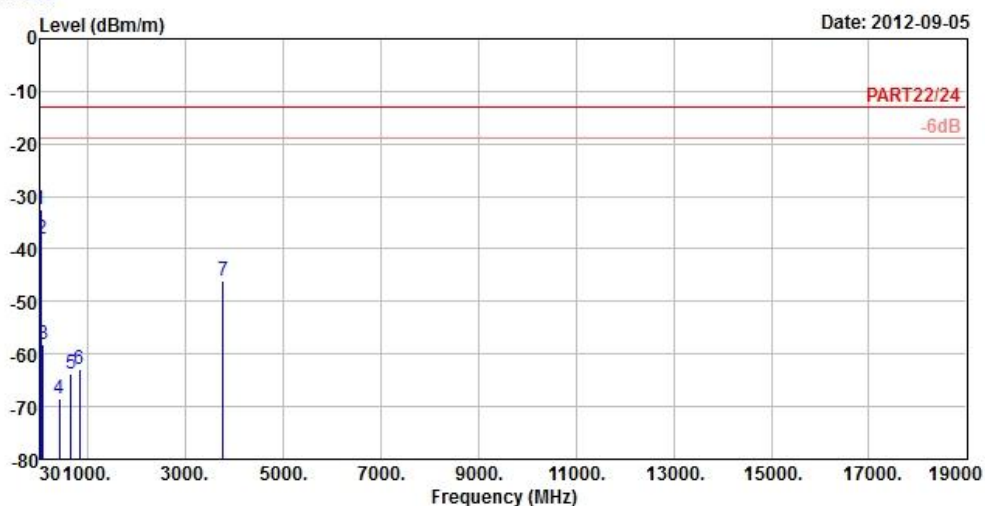
A D T



Bureau Veritas Consumer Products Services Ltd., Taoyuan Branch

A D T

Data: 16



Site : 966 Chamber 5
 Condition : PART22/24 3m EIRP_RSE_1G~19G_3 VERTICAL
 Brand/Model: XT901
 Remark : LTE Band 25_10M_(QPSK50,0)
 Tested by : Kay Wu
 Temperature : 25°C
 Humidity : 65%
 Plane : Z

| | Freq | Level | Read Level | Limit Line | Over Limit | Factor | Remark |
|---|------|---------|------------|------------|------------|--------|-------------|
| | MHz | dBm/m | dBm | dBm/m | dB | dB/m | |
| 1 | pp | 30.00 | -32.49 | -33.56 | -13.00 | -19.49 | 1.07 Peak |
| 2 | | 43.50 | -37.94 | -36.68 | -13.00 | -24.94 | -1.26 Peak |
| 3 | | 89.67 | -58.05 | -47.47 | -13.00 | -45.05 | -10.58 Peak |
| 4 | | 419.70 | -68.63 | -63.50 | -13.00 | -55.63 | -5.13 Peak |
| 5 | | 650.70 | -63.66 | -64.22 | -13.00 | -50.66 | 0.56 Peak |
| 6 | | 836.20 | -63.00 | -65.33 | -13.00 | -50.00 | 2.33 Peak |
| 7 | | 3765.00 | -46.02 | -39.41 | -13.00 | -33.02 | -6.61 Peak |



A D T

LTE BAND 25

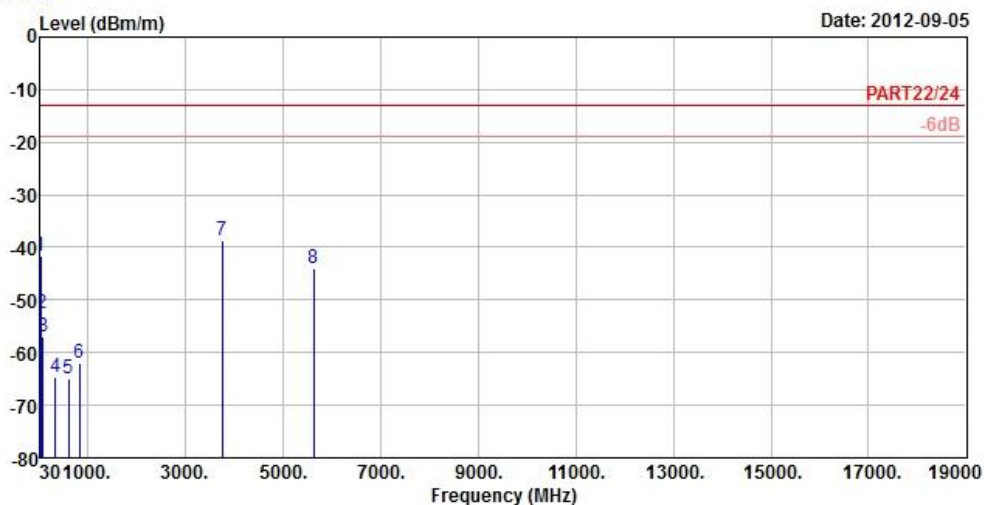
CHANNEL BANDWIDTH: 10MHz / 16QAM



Bureau Veritas Consumer Products Services Ltd., Taoyuan Branch

A D T

Data: 15



Date: 2012-09-05

Site : 966 Chamber 5
 Condition : PART22/24 3m EIRP_RSE_1G~19G_3 HORIZONTAL
 Brand/Model: XT901
 Remark : LTE Band 25_10M_(16QAM1,0)
 Tested by : Kay Wu
 Temperature : 25°C
 Humidity : 65%
 Plane : Z

| | Read | Limit | Over | | | |
|------|---------|--------|--------|--------|--------|-------------|
| Freq | Level | Level | Line | Limit | Factor | Remark |
| MHz | dBm/m | dBm | dBm/m | dB | dB/m | |
| 1 | 30.00 | -41.71 | -42.78 | -13.00 | -28.71 | 1.07 Peak |
| 2 | 45.66 | -52.58 | -50.82 | -13.00 | -39.58 | -1.76 Peak |
| 3 | 90.21 | -57.02 | -46.44 | -13.00 | -44.02 | -10.58 Peak |
| 4 | 339.20 | -64.70 | -58.61 | -13.00 | -51.70 | -6.09 Peak |
| 5 | 611.50 | -65.01 | -64.85 | -13.00 | -52.01 | -0.16 Peak |
| 6 | 825.70 | -62.00 | -64.27 | -13.00 | -49.00 | 2.27 Peak |
| 7 pp | 3756.20 | -38.71 | -31.98 | -13.00 | -25.71 | -6.73 Peak |
| 8 | 5634.30 | -44.13 | -44.31 | -13.00 | -31.13 | 0.18 Peak |



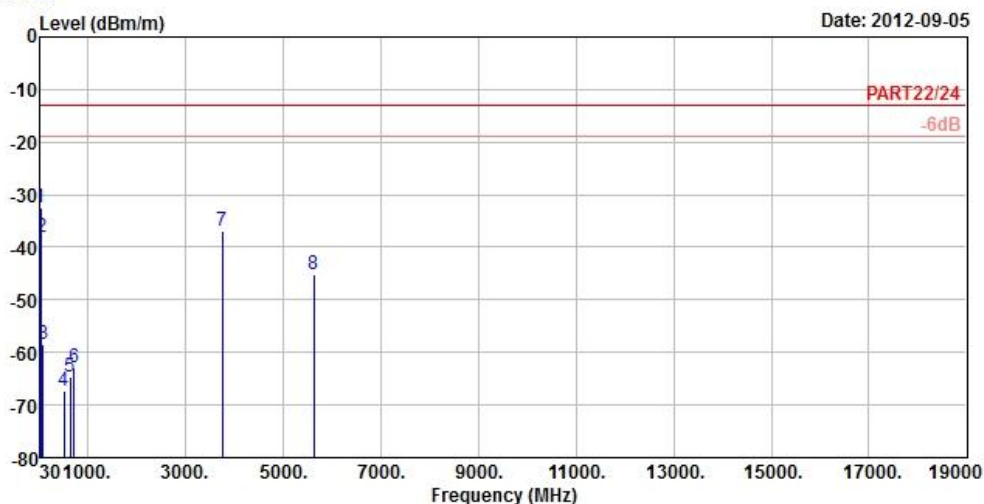
A D T



Bureau Veritas Consumer Products Services Ltd., Taoyuan Branch

A D T

Data: 16



Site : 966 Chamber 5
 Condition : PART22/24 3m EIRP_RSE_1G~19G_3 VERTICAL
 Brand/Model: XT901
 Remark : LTE Band 25_10M_(16QAM1,0)
 Tested by : Kay Wu
 Temperature : 25°C
 Humidity : 65%
 Plane : Z

| | Freq | Level | Read Level | Limit Line | Over Limit | Factor | Remark |
|---|------|---------|------------|------------|------------|--------|-------------|
| | MHz | dBm/m | dBm | dBm/m | dB | dB/m | |
| 1 | pp | 30.00 | -32.47 | -33.54 | -13.00 | -19.47 | 1.07 Peak |
| 2 | | 43.77 | -38.02 | -36.76 | -13.00 | -25.02 | -1.26 Peak |
| 3 | | 89.40 | -58.50 | -47.95 | -13.00 | -45.50 | -10.55 Peak |
| 4 | | 508.60 | -67.30 | -64.42 | -13.00 | -54.30 | -2.88 Peak |
| 5 | | 640.20 | -64.64 | -65.01 | -13.00 | -51.64 | 0.37 Peak |
| 6 | | 710.90 | -63.00 | -64.52 | -13.00 | -50.00 | 1.52 Peak |
| 7 | | 3756.20 | -36.91 | -30.18 | -13.00 | -23.91 | -6.73 Peak |
| 8 | | 5634.30 | -45.09 | -45.27 | -13.00 | -32.09 | 0.18 Peak |



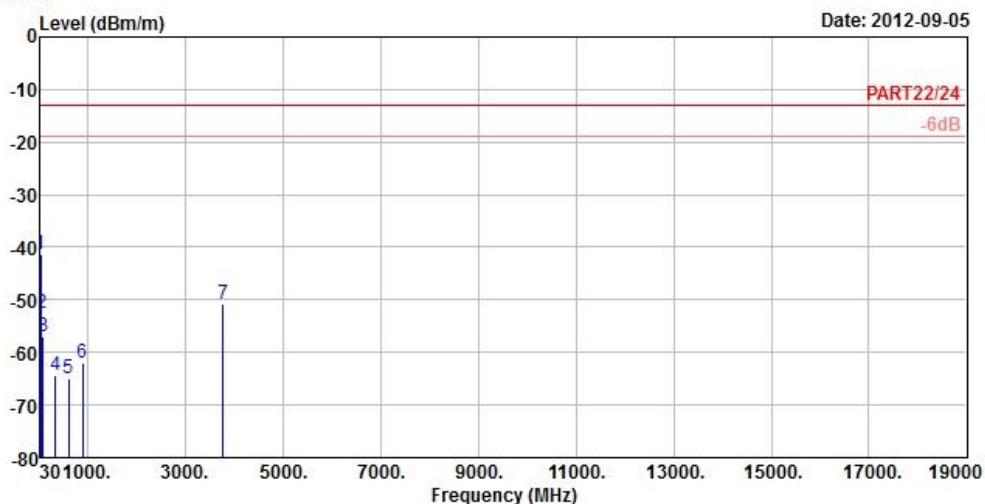
A D T



Bureau Veritas Consumer Products Services Ltd., Taoyuan Branch

A D T

Data: 15



Site : 966 Chamber 5
 Condition : PART22/24 3m EIRP_RSE_1G~19G_3 HORIZONTAL
 Brand/Model: XT901
 Remark : LTE Band 25_10M_(16QAM50,0)
 Tested by : Kay Wu
 Temperature : 25°C
 Humidity : 65%
 Plane : Z

| | Freq | Level | Read Level | Limit Line | Over Limit | Factor | Remark |
|---|------|---------|------------|------------|------------|--------|-------------|
| | MHz | dBm/m | dBm | dBm/m | dB | dB/m | |
| 1 | pp | 30.00 | -41.42 | -42.49 | -13.00 | -28.42 | 1.07 Peak |
| 2 | | 44.31 | -52.43 | -51.24 | -13.00 | -39.43 | -1.19 Peak |
| 3 | | 90.21 | -57.11 | -46.53 | -13.00 | -44.11 | -10.58 Peak |
| 4 | | 339.90 | -64.21 | -58.12 | -13.00 | -51.21 | -6.09 Peak |
| 5 | | 604.50 | -64.89 | -64.61 | -13.00 | -51.89 | -0.28 Peak |
| 6 | | 886.60 | -61.91 | -64.53 | -13.00 | -48.91 | 2.62 Peak |
| 7 | | 3765.00 | -50.64 | -44.03 | -13.00 | -37.64 | -6.61 Peak |



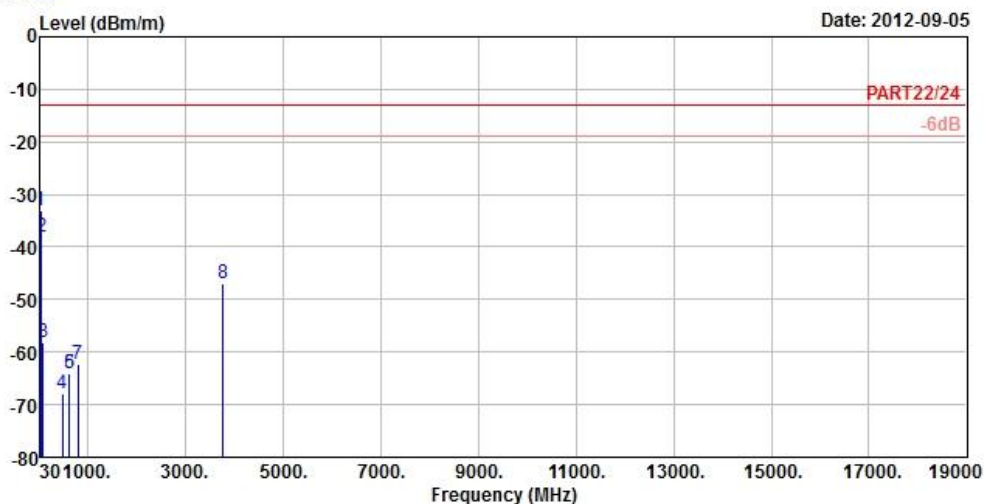
A D T



Bureau Veritas Consumer Products Services Ltd., Taoyuan Branch

A D T

Data: 16



Site : 966 Chamber 5
 Condition : PART22/24 3m EIRP_RSE_1G~19G_3 VERTICAL
 Brand/Model: XT901
 Remark : LTE Band 25_10M_(16QAM50,0)
 Tested by : Kay Wu
 Temperature : 25°C
 Humidity : 65%
 Plane : Z

| | Freq | Level | Read Level | Limit Line | Over Limit | Factor | Remark |
|---|------|---------|------------|------------|------------|--------|-------------|
| | MHz | dBm/m | dBm | dBm/m | dB | dB/m | |
| 1 | pp | 30.00 | -32.96 | -34.03 | -13.00 | -19.96 | 1.07 Peak |
| 2 | | 43.77 | -38.01 | -36.75 | -13.00 | -25.01 | -1.26 Peak |
| 3 | | 89.67 | -58.27 | -47.69 | -13.00 | -45.27 | -10.58 Peak |
| 4 | | 481.30 | -67.86 | -64.28 | -13.00 | -54.86 | -3.58 Peak |
| 5 | | 622.00 | -64.17 | -64.20 | -13.00 | -51.17 | 0.03 Peak |
| 6 | | 622.00 | -64.17 | -64.20 | -13.00 | -51.17 | 0.03 Peak |
| 7 | | 804.70 | -62.30 | -64.46 | -13.00 | -49.30 | 2.16 Peak |
| 8 | | 3765.00 | -47.03 | -40.42 | -13.00 | -34.03 | -6.61 Peak |



A D T

5 PHOTOGRAPHS OF THE TEST CONFIGURATION

Please refer to the attached file (Test Setup Photo).



A D T

6 INFORMATION ON THE TESTING LABORATORIES

We, Bureau Veritas Consumer Products Services (H.K.) Ltd., Taoyuan Branch, were founded in 1988 to provide our best service in EMC, Radio, Telecom and Safety consultation. Our laboratories are accredited and approved according to ISO/IEC 17025.

If you have any comments, please feel free to contact us at the following:

Linko EMC/RF Lab:

Tel: 886-2-26052180

Fax: 886-2-26051924

Hsin Chu EMC/RF Lab:

Tel: 886-3-5935343

Fax: 886-3-5935342

Hwa Ya EMC/RF/Safety/Telecom Lab:

Tel: 886-3-3183232

Fax: 886-3-3270892

Email: service.adt@tw.bureauveritas.com

Web Site: www.bureauveritas-adt.com

The address and road map of all our labs can be found in our web site also.



A D T

7 APPENDIX A – MODIFICATIONS RECORDERS FOR ENGINEERING CHANGES TO THE EUT BY THE LAB

No any modifications were made to the EUT by the lab during the test.

---END---