




Pictures of Test Setup for HAC Testing IHDP56MN1




Figure 1. Phone Front and Back



Figure 2. Phone Front - Orientation and Measurement Plane for RF Emissions Testing




**Figure 3. Positioning and Measurement for RF Emissions**




**Figure 4. Positioning and Measurement for ABM (Telecoil) Emissions**

✦ Axial at ( -1.2, 2.7 )      ✦ Radial 1 at ( -7.6, -0.5 )      ✦ Radial 2 at ( -3.6, -6.5 )



**Figure 5. Location of point measurements for ABM (Telecoil) Emissions**

✦ Axial at ( -1.2, 0.4 )      ✦ Radial 1 at ( -9.1, -3.2 )      ✦ Radial 2 at ( -5.2, -7.2 )



**Figure 6. Location of point measurements for ABM (Telecoil) Emissions with inductive charging door SJHN0813A**