

#19 GSM850_DTM9_Right Cheek_Ch128

DUT: 192933

Communication System: GSM850; Frequency: 824.2 MHz; Duty Cycle: 1:4

Medium: HSL_850_111101 Medium parameters used : $f = 824.2$ MHz; $\sigma = 0.874$ mho/m; $\epsilon_r =$

41.096 ; $\rho = 1000$ kg/m³

Ambient Temperature : 22.2 °C ; Liquid Temperature : 21.2 °C

DASY5 Configuration:

- Probe: ES3DV3 - SN3270; ConvF(6.04, 6.04, 6.04); Calibrated: 2011/9/12
- Sensor-Surface: 4mm (Mechanical Surface Detection)
- Electronics: DAE4 Sn1279; Calibrated: 2011/6/17
- Phantom: SAM Left; Type: QD000P40CD; Serial: TP:1542
- Measurement SW: DASY52, Version 52.6 (2); SEMCAD X Version 14.4.5 (3634)

Ch128/Area Scan (41x71x1): Measurement grid: dx=20mm, dy=20mm

Maximum value of SAR (interpolated) = 1.160 mW/g


Ch128/Zoom Scan (5x5x7)/Cube 0: Measurement grid: dx=8mm, dy=8mm, dz=5mm

Reference Value = 9.512 V/m; Power Drift = 0.08 dB

Peak SAR (extrapolated) = 1.515 W/kg

SAR(1 g) = 1.05 mW/g; SAR(10 g) = 0.737 mW/g

Maximum value of SAR (measured) = 1.125 mW/g



0 dB = 1.130mW/g

#20 GSM850_DTM9_Right Tilted_Ch128

DUT: 192933

Communication System: GSM850; Frequency: 824.2 MHz; Duty Cycle: 1:4

Medium: HSL_850_111101 Medium parameters used : $f = 824.2$ MHz; $\sigma = 0.874$ mho/m; $\epsilon_r =$

41.096 ; $\rho = 1000$ kg/m³

Ambient Temperature : 22.2 °C ; Liquid Temperature : 21.2 °C

DASY5 Configuration:

- Probe: ES3DV3 - SN3270; ConvF(6.04, 6.04, 6.04); Calibrated: 2011/9/12
- Sensor-Surface: 4mm (Mechanical Surface Detection)
- Electronics: DAE4 Sn1279; Calibrated: 2011/6/17
- Phantom: SAM Left; Type: QD000P40CD; Serial: TP:1542
- Measurement SW: DASY52, Version 52.6 (2); SEMCAD X Version 14.4.5 (3634)

Ch128/Area Scan (41x71x1): Measurement grid: dx=20mm, dy=20mm

Maximum value of SAR (interpolated) = 0.734 mW/g

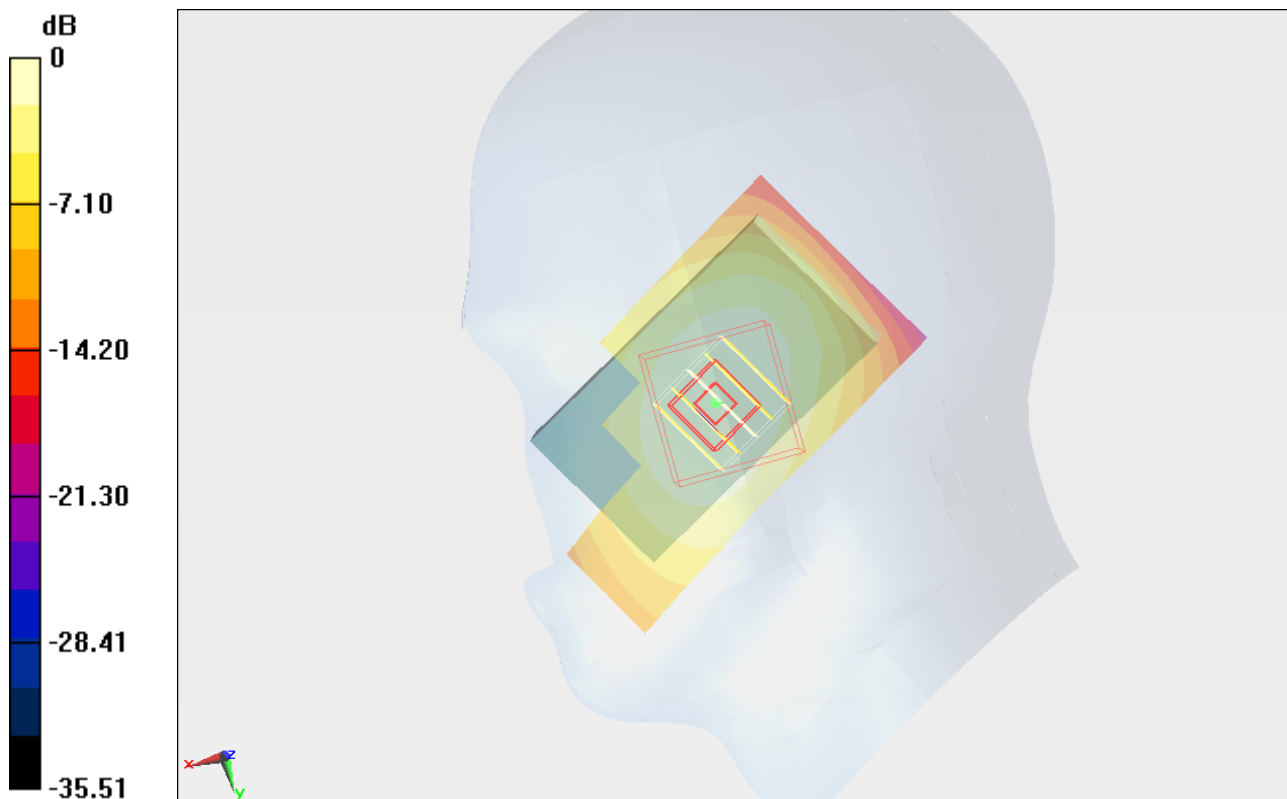
Ch128/Zoom Scan (5x5x7)/Cube 0: Measurement grid: dx=8mm, dy=8mm, dz=5mm

Reference Value = 16.465 V/m; Power Drift = -0.026 dB

Peak SAR (extrapolated) = 0.835 W/kg

SAR(1 g) = 0.676 mW/g; SAR(10 g) = 0.515 mW/g

Maximum value of SAR (measured) = 0.704 mW/g



0 dB = 0.700mW/g

#21 GSM850_DTM9_Left Cheek_Ch128

DUT: 192933

Communication System: GSM850; Frequency: 824.2 MHz; Duty Cycle: 1:4

Medium: HSL_850_111101 Medium parameters used : $f = 824.2$ MHz; $\sigma = 0.874$ mho/m; $\epsilon_r =$

41.096 ; $\rho = 1000$ kg/m³

Ambient Temperature : 22.2 °C ; Liquid Temperature : 21.2 °C

DASY5 Configuration:

- Probe: ES3DV3 - SN3270; ConvF(6.04, 6.04, 6.04); Calibrated: 2011/9/12
- Sensor-Surface: 4mm (Mechanical Surface Detection)
- Electronics: DAE4 Sn1279; Calibrated: 2011/6/17
- Phantom: SAM Left; Type: QD000P40CD; Serial: TP:1542
- Measurement SW: DASY52, Version 52.6 (2); SEMCAD X Version 14.4.5 (3634)

Ch128/Area Scan (41x71x1): Measurement grid: dx=20mm, dy=20mm

Maximum value of SAR (interpolated) = 1.182 mW/g


Ch128/Zoom Scan (5x5x7)/Cube 0: Measurement grid: dx=8mm, dy=8mm, dz=5mm

Reference Value = 11.083 V/m; Power Drift = -0.04 dB

Peak SAR (extrapolated) = 1.369 W/kg

SAR(1 g) = 1.08 mW/g; SAR(10 g) = 0.792 mW/g

Maximum value of SAR (measured) = 1.144 mW/g



0 dB = 1.140mW/g

#21 GSM850_DTM9_Left Cheek_Ch128_2D

DUT: 192933

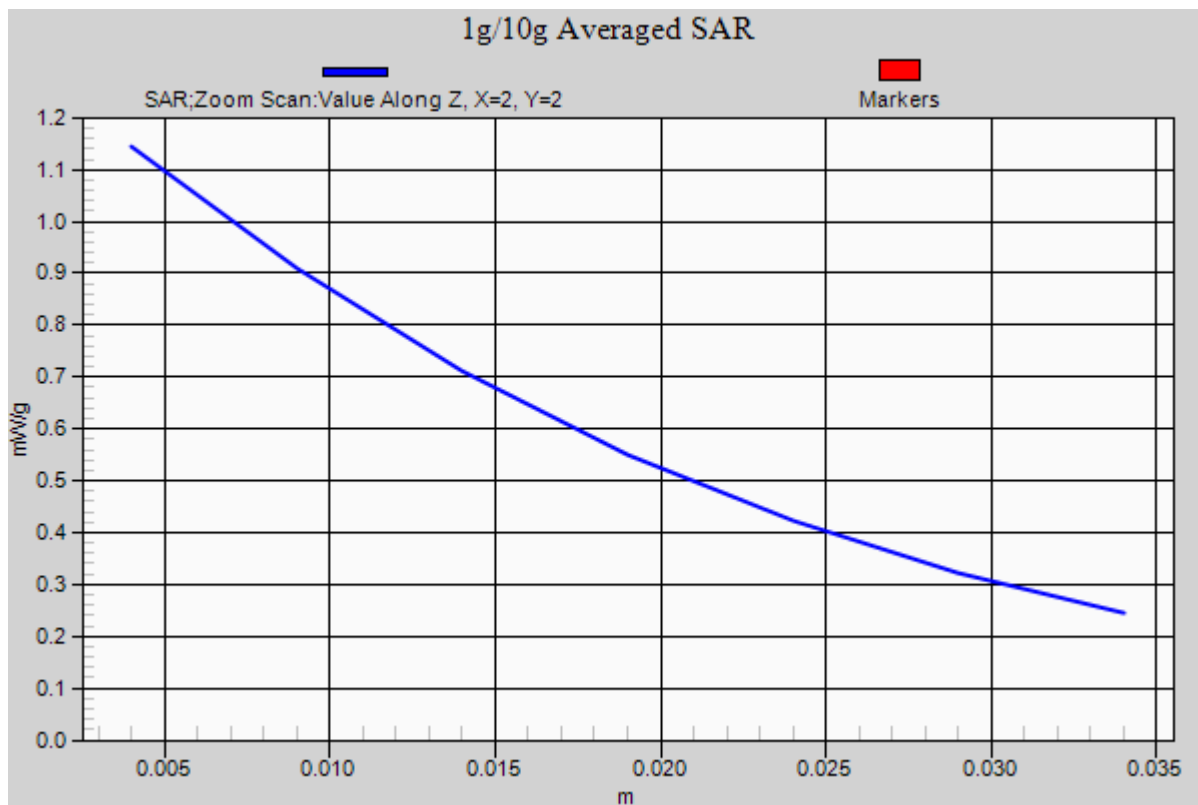
Communication System: GSM850; Frequency: 824.2 MHz; Duty Cycle: 1:4
Medium: HSL_850_111101 Medium parameters used : $f = 824.2$ MHz; $\sigma = 0.874$ mho/m; $\epsilon_r = 41.096$; $\rho = 1000$ kg/m³
Ambient Temperature : 22.2 °C ; Liquid Temperature : 21.2 °C

DASY5 Configuration:

- Probe: ES3DV3 - SN3270; ConvF(6.04, 6.04, 6.04); Calibrated: 2011/9/12
- Sensor-Surface: 4mm (Mechanical Surface Detection)
- Electronics: DAE4 Sn1279; Calibrated: 2011/6/17
- Phantom: SAM Left; Type: QD000P40CD; Serial: TP:1542
- Measurement SW: DASY52, Version 52.6 (2); SEMCAD X Version 14.4.5 (3634)

Ch128/Area Scan (41x71x1): Measurement grid: dx=20mm, dy=20mm
Maximum value of SAR (interpolated) = 1.182 mW/g

Ch128/Zoom Scan (5x5x7)/Cube 0: Measurement grid: dx=8mm, dy=8mm, dz=5mm
Reference Value = 11.083 V/m; Power Drift = -0.04 dB
Peak SAR (extrapolated) = 1.369 W/kg
SAR(1 g) = 1.08 mW/g; SAR(10 g) = 0.792 mW/g
Maximum value of SAR (measured) = 1.144 mW/g



#22 GSM850_DTM9_Left Tilted_Ch128

DUT: 192933

Communication System: GSM850; Frequency: 824.2 MHz; Duty Cycle: 1:4

Medium: HSL_850_111101 Medium parameters used : $f = 824.2$ MHz; $\sigma = 0.874$ mho/m; $\epsilon_r =$

41.096 ; $\rho = 1000$ kg/m³

Ambient Temperature : 22.2 °C ; Liquid Temperature : 21.2 °C

DASY5 Configuration:

- Probe: ES3DV3 - SN3270; ConvF(6.04, 6.04, 6.04); Calibrated: 2011/9/12
- Sensor-Surface: 4mm (Mechanical Surface Detection)
- Electronics: DAE4 Sn1279; Calibrated: 2011/6/17
- Phantom: SAM Left; Type: QD000P40CD; Serial: TP:1542
- Measurement SW: DASY52, Version 52.6 (2); SEMCAD X Version 14.4.5 (3634)

Ch128/Area Scan (41x71x1): Measurement grid: dx=20mm, dy=20mm

Maximum value of SAR (interpolated) = 0.617 mW/g


Ch128/Zoom Scan (5x5x7)/Cube 0: Measurement grid: dx=8mm, dy=8mm, dz=5mm

Reference Value = 17.432 V/m; Power Drift = -0.01 dB

Peak SAR (extrapolated) = 0.710 W/kg

SAR(1 g) = 0.574 mW/g; SAR(10 g) = 0.424 mW/g

Maximum value of SAR (measured) = 0.593 mW/g



0 dB = 0.590mW/g

#23 GSM850_DTM9_Right Cheek_Ch189

DUT: 192933

Communication System: GSM850; Frequency: 836.4 MHz; Duty Cycle: 1:4

Medium: HSL_850_111101 Medium parameters used : $f = 836.4$ MHz; $\sigma = 0.885$ mho/m; $\epsilon_r =$

40.931 ; $\rho = 1000$ kg/m³

Ambient Temperature : 22.2 °C ; Liquid Temperature : 21.2 °C

DASY5 Configuration:

- Probe: ES3DV3 - SN3270; ConvF(6.04, 6.04, 6.04); Calibrated: 2011/9/12
- Sensor-Surface: 4mm (Mechanical Surface Detection)
- Electronics: DAE4 Sn1279; Calibrated: 2011/6/17
- Phantom: SAM Left; Type: QD000P40CD; Serial: TP:1542
- Measurement SW: DASY52, Version 52.6 (2); SEMCAD X Version 14.4.5 (3634)

Ch189/Area Scan (41x71x1): Measurement grid: dx=20mm, dy=20mm

Maximum value of SAR (interpolated) = 1.030 mW/g


Ch189/Zoom Scan (5x5x7)/Cube 0: Measurement grid: dx=8mm, dy=8mm, dz=5mm

Reference Value = 8.848 V/m; Power Drift = 0.05 dB

Peak SAR (extrapolated) = 1.382 W/kg

SAR(1 g) = 0.938 mW/g; SAR(10 g) = 0.658 mW/g

Maximum value of SAR (measured) = 1.000 mW/g



0 dB = 1.000mW/g

#24 GSM850_DTM9_Right Cheek_Ch251

DUT: 192933

Communication System: GSM850; Frequency: 848.8 MHz; Duty Cycle: 1:4

Medium: HSL_850_111101 Medium parameters used: $f = 849$ MHz; $\sigma = 0.897$ mho/m; $\epsilon_r = 40.725$; $\rho = 1000$ kg/m³

Ambient Temperature : 22.2 °C ; Liquid Temperature : 21.2 °C

DASY5 Configuration:

- Probe: ES3DV3 - SN3270; ConvF(6.04, 6.04, 6.04); Calibrated: 2011/9/12
- Sensor-Surface: 4mm (Mechanical Surface Detection)
- Electronics: DAE4 Sn1279; Calibrated: 2011/6/17
- Phantom: SAM Left; Type: QD000P40CD; Serial: TP:1542
- Measurement SW: DASY52, Version 52.6 (2); SEMCAD X Version 14.4.5 (3634)

Ch251/Area Scan (41x71x1): Measurement grid: dx=20mm, dy=20mm

Maximum value of SAR (interpolated) = 0.920 mW/g


Ch251/Zoom Scan (5x5x7)/Cube 0: Measurement grid: dx=8mm, dy=8mm, dz=5mm

Reference Value = 7.987 V/m; Power Drift = 0.13 dB

Peak SAR (extrapolated) = 1.194 W/kg

SAR(1 g) = 0.801 mW/g; SAR(10 g) = 0.560 mW/g

Maximum value of SAR (measured) = 0.850 mW/g



0 dB = 0.850mW/g

#25 GSM850_DTM9_Left Cheek_Ch189

DUT: 192933

Communication System: GSM850; Frequency: 836.4 MHz; Duty Cycle: 1:4

Medium: HSL_850_111101 Medium parameters used : $f = 836.4$ MHz; $\sigma = 0.885$ mho/m; $\epsilon_r =$

40.931 ; $\rho = 1000$ kg/m³

Ambient Temperature : 22.2 °C ; Liquid Temperature : 21.2 °C

DASY5 Configuration:

- Probe: ES3DV3 - SN3270; ConvF(6.04, 6.04, 6.04); Calibrated: 2011/9/12
- Sensor-Surface: 4mm (Mechanical Surface Detection)
- Electronics: DAE4 Sn1279; Calibrated: 2011/6/17
- Phantom: SAM Left; Type: QD000P40CD; Serial: TP:1542
- Measurement SW: DASY52, Version 52.6 (2); SEMCAD X Version 14.4.5 (3634)

Ch189/Area Scan (41x71x1): Measurement grid: dx=20mm, dy=20mm

Maximum value of SAR (interpolated) = 1.045 mW/g


Ch189/Zoom Scan (5x5x7)/Cube 0: Measurement grid: dx=8mm, dy=8mm, dz=5mm

Reference Value = 10.076 V/m; Power Drift = 0.11 dB

Peak SAR (extrapolated) = 1.226 W/kg

SAR(1 g) = 0.965 mW/g; SAR(10 g) = 0.703 mW/g

Maximum value of SAR (measured) = 1.019 mW/g



0 dB = 1.020mW/g

#26 GSM850_DTM9_Left Cheek_Ch251

DUT: 192933

Communication System: GSM850; Frequency: 848.8 MHz; Duty Cycle: 1:4

Medium: HSL_850_111101 Medium parameters used: $f = 849$ MHz; $\sigma = 0.897$ mho/m; $\epsilon_r = 40.725$; $\rho = 1000$ kg/m³

Ambient Temperature : 22.2 °C ; Liquid Temperature : 21.2 °C

DASY5 Configuration:

- Probe: ES3DV3 - SN3270; ConvF(6.04, 6.04, 6.04); Calibrated: 2011/9/12
- Sensor-Surface: 4mm (Mechanical Surface Detection)
- Electronics: DAE4 Sn1279; Calibrated: 2011/6/17
- Phantom: SAM Left; Type: QD000P40CD; Serial: TP:1542
- Measurement SW: DASY52, Version 52.6 (2); SEMCAD X Version 14.4.5 (3634)

Ch251/Area Scan (41x71x1): Measurement grid: dx=20mm, dy=20mm

Maximum value of SAR (interpolated) = 0.889 mW/g


Ch251/Zoom Scan (5x5x7)/Cube 0: Measurement grid: dx=8mm, dy=8mm, dz=5mm

Reference Value = 9.242 V/m; Power Drift = 0.09 dB

Peak SAR (extrapolated) = 1.441 W/kg

SAR(1 g) = 0.837 mW/g; SAR(10 g) = 0.606 mW/g

Maximum value of SAR (measured) = 0.870 mW/g



0 dB = 0.870mW/g

#43 GSM1900_DTM9_Right Cheek_Ch661

DUT: 192933

Communication System: PCS; Frequency: 1880 MHz; Duty Cycle: 1:4

Medium: HSL_1900_111101 Medium parameters used: $f = 1880$ MHz; $\sigma = 1.407$ mho/m; $\epsilon_r = 41.44$;

$\rho = 1000$ kg/m³

Ambient Temperature : 22.6 °C ; Liquid Temperature : 21.6 °C

DASY5 Configuration:

- Probe: ES3DV3 - SN3270; ConvF(5.14, 5.14, 5.14); Calibrated: 2011/9/12
- Sensor-Surface: 4mm (Mechanical Surface Detection)
- Electronics: DAE4 Sn1279; Calibrated: 2011/6/17
- Phantom: SAM Right; Type: QD000P40CD; Serial: TP:1644
- Measurement SW: DASY52, Version 52.6 (2); SEMCAD X Version 14.4.5 (3634)

Ch661/Area Scan (41x71x1): Measurement grid: dx=20mm, dy=20mm

Maximum value of SAR (interpolated) = 1.072 mW/g


Ch661/Zoom Scan (5x5x7)/Cube 0: Measurement grid: dx=8mm, dy=8mm, dz=5mm

Reference Value = 8.716 V/m; Power Drift = -0.02 dB

Peak SAR (extrapolated) = 1.843 W/kg

SAR(1 g) = 1.01 mW/g; SAR(10 g) = 0.538 mW/g

Maximum value of SAR (measured) = 1.109 mW/g



0 dB = 1.110mW/g

#46 GSM1900_DTM9_Right Tilted_Ch661

DUT: 192933

Communication System: PCS ; Frequency: 1880 MHz;Duty Cycle: 1:4

Medium: HSL_1900_111101 Medium parameters used: $f = 1880$ MHz; $\sigma = 1.407$ mho/m; $\epsilon_r = 41.44$;

$\rho = 1000$ kg/m³

Ambient Temperature : 22.6 °C ; Liquid Temperature : 21.6 °C

DASY5 Configuration:

- Probe: ES3DV3 - SN3270; ConvF(5.14, 5.14, 5.14); Calibrated: 2011/9/12
- Sensor-Surface: 4mm (Mechanical Surface Detection)
- Electronics: DAE4 Sn1279; Calibrated: 2011/6/17
- Phantom: SAM Right; Type: QD000P40CD; Serial: TP:1644
- Measurement SW: DASY52, Version 52.6 (2); SEMCAD X Version 14.4.5 (3634)

Ch661/Area Scan (41x71x1): Measurement grid: dx=20mm, dy=20mm

Maximum value of SAR (interpolated) = 0.406 mW/g


Ch661/Zoom Scan (5x5x7)/Cube 0: Measurement grid: dx=8mm, dy=8mm, dz=5mm

Reference Value = 14.440 V/m; Power Drift = -0.05 dB

Peak SAR (extrapolated) = 0.502 W/kg

SAR(1 g) = 0.323 mW/g; SAR(10 g) = 0.201 mW/g

Maximum value of SAR (measured) = 0.353 mW/g



0 dB = 0.350mW/g

#47 GSM1900_DTM9_Left Cheek_Ch661

DUT: 192933

Communication System: PCS ; Frequency: 1880 MHz;Duty Cycle: 1:4

Medium: HSL_1900_111101 Medium parameters used: $f = 1880$ MHz; $\sigma = 1.407$ mho/m; $\epsilon_r = 41.44$;

$\rho = 1000$ kg/m³

Ambient Temperature : 22.6 °C ; Liquid Temperature : 21.6 °C

DASY5 Configuration:

- Probe: ES3DV3 - SN3270; ConvF(5.14, 5.14, 5.14); Calibrated: 2011/9/12
- Sensor-Surface: 4mm (Mechanical Surface Detection)
- Electronics: DAE4 Sn1279; Calibrated: 2011/6/17
- Phantom: SAM Right; Type: QD000P40CD; Serial: TP:1644
- Measurement SW: DASY52, Version 52.6 (2); SEMCAD X Version 14.4.5 (3634)

Ch661/Area Scan (41x71x1): Measurement grid: dx=20mm, dy=20mm

Maximum value of SAR (interpolated) = 0.870 mW/g


Ch661/Zoom Scan (5x5x7)/Cube 0: Measurement grid: dx=8mm, dy=8mm, dz=5mm

Reference Value = 10.044 V/m; Power Drift = 0.08 dB

Peak SAR (extrapolated) = 1.197 W/kg

SAR(1 g) = 0.806 mW/g; SAR(10 g) = 0.496 mW/g

Maximum value of SAR (measured) = 0.863 mW/g



0 dB = 0.860mW/g

#50 GSM1900_DTM9_Left Tilted_Ch661

DUT: 192933

Communication System: PCS ; Frequency: 1880 MHz;Duty Cycle: 1:4

Medium: HSL_1900_111101 Medium parameters used: $f = 1880$ MHz; $\sigma = 1.407$ mho/m; $\epsilon_r = 41.44$;

$\rho = 1000$ kg/m³

Ambient Temperature : 22.6 °C ; Liquid Temperature : 21.6 °C

DASY5 Configuration:

- Probe: ES3DV3 - SN3270; ConvF(5.14, 5.14, 5.14); Calibrated: 2011/9/12
- Sensor-Surface: 4mm (Mechanical Surface Detection)
- Electronics: DAE4 Sn1279; Calibrated: 2011/6/17
- Phantom: SAM Right; Type: QD000P40CD; Serial: TP:1644
- Measurement SW: DASY52, Version 52.6 (2); SEMCAD X Version 14.4.5 (3634)

Ch661/Area Scan (41x71x1): Measurement grid: dx=20mm, dy=20mm

Maximum value of SAR (interpolated) = 0.441 mW/g


Ch661/Zoom Scan (5x5x7)/Cube 0: Measurement grid: dx=8mm, dy=8mm, dz=5mm

Reference Value = 16.437 V/m; Power Drift = -0.02 dB

Peak SAR (extrapolated) = 0.562 W/kg

SAR(1 g) = 0.359 mW/g; SAR(10 g) = 0.210 mW/g

Maximum value of SAR (measured) = 0.402 mW/g



0 dB = 0.400mW/g

#44 GSM1900_DTM9_Right Check_Ch512

DUT: 192933

Communication System: PCS ; Frequency: 1850.2 MHz; Duty Cycle: 1:4

Medium: HSL_1900_111101 Medium parameters used : $f = 1850.2$ MHz; $\sigma = 1.382$ mho/m; $\epsilon_r =$

41.581 ; $\rho = 1000$ kg/m³

Ambient Temperature : 22.6 °C ; Liquid Temperature : 21.6 °C

DASY5 Configuration:

- Probe: ES3DV3 - SN3270; ConvF(5.14, 5.14, 5.14); Calibrated: 2011/9/12
- Sensor-Surface: 4mm (Mechanical Surface Detection)
- Electronics: DAE4 Sn1279; Calibrated: 2011/6/17
- Phantom: SAM Right; Type: QD000P40CD; Serial: TP:1644
- Measurement SW: DASY52, Version 52.6 (2); SEMCAD X Version 14.4.5 (3634)

Ch512/Area Scan (41x71x1): Measurement grid: dx=20mm, dy=20mm

Maximum value of SAR (interpolated) = 1.146 mW/g


Ch512/Zoom Scan (5x5x7)/Cube 0: Measurement grid: dx=8mm, dy=8mm, dz=5mm

Reference Value = 8.475 V/m; Power Drift = 0.02 dB

Peak SAR (extrapolated) = 1.927 W/kg

SAR(1 g) = 1.08 mW/g; SAR(10 g) = 0.576 mW/g

Maximum value of SAR (measured) = 1.179 mW/g



0 dB = 1.180mW/g

#44 GSM1900_DTM9_Right Check_Ch512_2D

DUT: 192933

Communication System: PCS ; Frequency: 1850.2 MHz;Duty Cycle: 1:4

Medium: HSL_1900_111101 Medium parameters used : $f = 1850.2$ MHz; $\sigma = 1.382$ mho/m; $\epsilon_r =$

41.581 ; $\rho = 1000$ kg/m³

Ambient Temperature : 22.6 °C ; Liquid Temperature : 21.6 °C

DASY5 Configuration:

- Probe: ES3DV3 - SN3270; ConvF(5.14, 5.14, 5.14); Calibrated: 2011/9/12
- Sensor-Surface: 4mm (Mechanical Surface Detection)
- Electronics: DAE4 Sn1279; Calibrated: 2011/6/17
- Phantom: SAM Right; Type: QD000P40CD; Serial: TP:1644
- Measurement SW: DASY52, Version 52.6 (2); SEMCAD X Version 14.4.5 (3634)

Ch512/Area Scan (41x71x1): Measurement grid: dx=20mm, dy=20mm

Maximum value of SAR (interpolated) = 1.146 mW/g

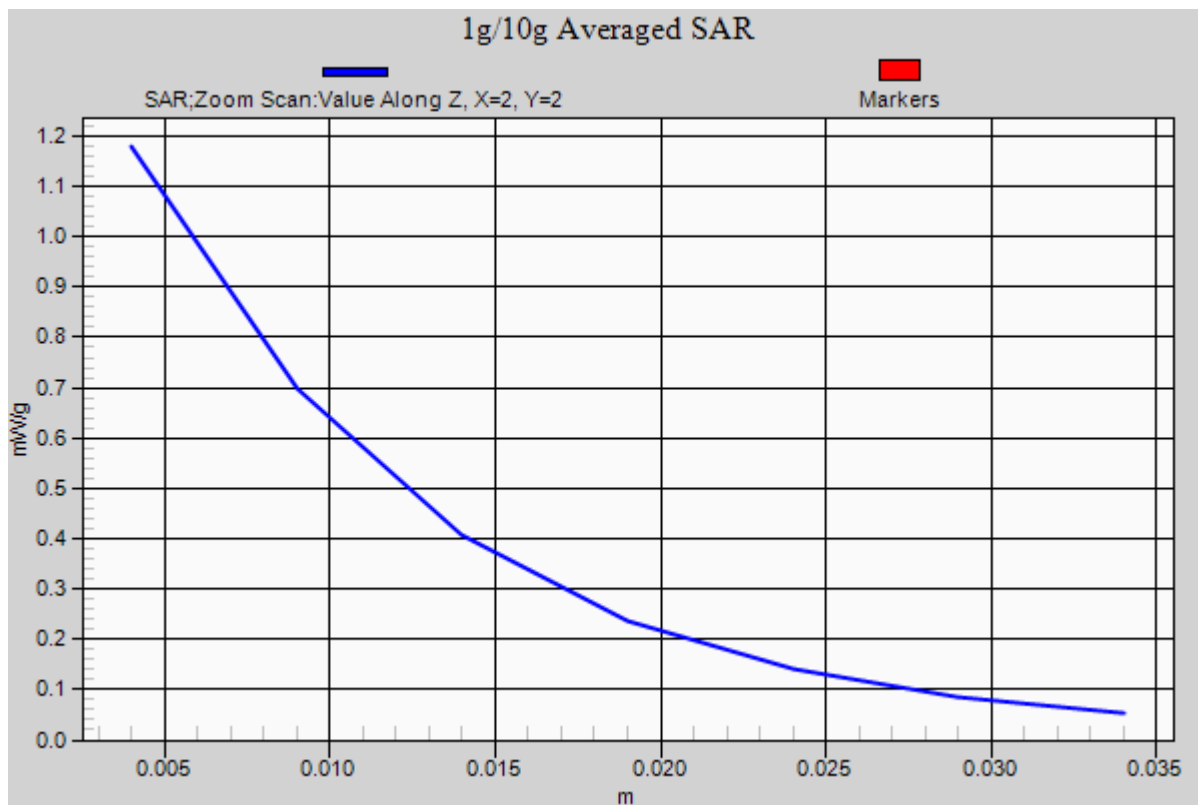
Ch512/Zoom Scan (5x5x7)/Cube 0: Measurement grid: dx=8mm, dy=8mm, dz=5mm

Reference Value = 8.475 V/m; Power Drift = 0.02 dB

Peak SAR (extrapolated) = 1.927 W/kg

SAR(1 g) = 1.08 mW/g; SAR(10 g) = 0.576 mW/g

Maximum value of SAR (measured) = 1.179 mW/g



#45 GSM1900_DTM9_Right Check_Ch810

DUT: 192933

Communication System: PCS ; Frequency: 1909.8 MHz; Duty Cycle: 1:4

Medium: HSL_1900_111101 Medium parameters used: $f = 1910$ MHz; $\sigma = 1.431$ mho/m; $\epsilon_r =$

41.357 ; $\rho = 1000$ kg/m³

Ambient Temperature : 22.6 °C ; Liquid Temperature : 21.6 °C

DASY5 Configuration:

- Probe: ES3DV3 - SN3270; ConvF(5.14, 5.14, 5.14); Calibrated: 2011/9/12
- Sensor-Surface: 4mm (Mechanical Surface Detection)
- Electronics: DAE4 Sn1279; Calibrated: 2011/6/17
- Phantom: SAM Right; Type: QD000P40CD; Serial: TP:1644
- Measurement SW: DASY52, Version 52.6 (2); SEMCAD X Version 14.4.5 (3634)

Ch810/Area Scan (41x71x1): Measurement grid: dx=20mm, dy=20mm

Maximum value of SAR (interpolated) = 1.033 mW/g


Ch810/Zoom Scan (5x5x7)/Cube 0: Measurement grid: dx=8mm, dy=8mm, dz=5mm

Reference Value = 9.319 V/m; Power Drift = -0.01 dB

Peak SAR (extrapolated) = 1.825 W/kg

SAR(1 g) = 0.999 mW/g; SAR(10 g) = 0.528 mW/g

Maximum value of SAR (measured) = 1.104 mW/g



0 dB = 1.100mW/g

#48 GSM1900_DTM9_Left Cheek_Ch512

DUT: 192933

Communication System: PCS; Frequency: 1850.2 MHz; Duty Cycle: 1:4

Medium: HSL_1900_111101 Medium parameters used : $f = 1850.2$ MHz; $\sigma = 1.382$ mho/m; $\epsilon_r =$

41.581 ; $\rho = 1000$ kg/m³

Ambient Temperature : 22.6 °C ; Liquid Temperature : 21.6 °C

DASY5 Configuration:

- Probe: ES3DV3 - SN3270; ConvF(5.14, 5.14, 5.14); Calibrated: 2011/9/12
- Sensor-Surface: 4mm (Mechanical Surface Detection)
- Electronics: DAE4 Sn1279; Calibrated: 2011/6/17
- Phantom: SAM Right; Type: QD000P40CD; Serial: TP:1644
- Measurement SW: DASY52, Version 52.6 (2); SEMCAD X Version 14.4.5 (3634)

Ch512/Area Scan (41x71x1): Measurement grid: dx=20mm, dy=20mm

Maximum value of SAR (interpolated) = 0.871 mW/g


Ch512/Zoom Scan (5x5x7)/Cube 0: Measurement grid: dx=8mm, dy=8mm, dz=5mm

Reference Value = 10.069 V/m; Power Drift = 0.08 dB

Peak SAR (extrapolated) = 1.217 W/kg

SAR(1 g) = 0.839 mW/g; SAR(10 g) = 0.519 mW/g

Maximum value of SAR (measured) = 0.883 mW/g



0 dB = 0.880mW/g

#49 GSM1900_DTM9_Left Cheek_Ch810

DUT: 192933

Communication System: PCS ; Frequency: 1909.8 MHz; Duty Cycle: 1:4

Medium: HSL_1900_111101 Medium parameters used: $f = 1910$ MHz; $\sigma = 1.431$ mho/m; $\epsilon_r =$

41.357; $\rho = 1000$ kg/m³

Ambient Temperature : 22.6 °C ; Liquid Temperature : 21.6 °C

DASY5 Configuration:

- Probe: ES3DV3 - SN3270; ConvF(5.14, 5.14, 5.14); Calibrated: 2011/9/12
- Sensor-Surface: 4mm (Mechanical Surface Detection)
- Electronics: DAE4 Sn1279; Calibrated: 2011/6/17
- Phantom: SAM Right; Type: QD000P40CD; Serial: TP:1644
- Measurement SW: DASY52, Version 52.6 (2); SEMCAD X Version 14.4.5 (3634)

Ch810/Area Scan (41x71x1): Measurement grid: dx=20mm, dy=20mm

Maximum value of SAR (interpolated) = 0.826 mW/g


Ch810/Zoom Scan (5x5x7)/Cube 0: Measurement grid: dx=8mm, dy=8mm, dz=5mm

Reference Value = 10.895 V/m; Power Drift = 0.03 dB

Peak SAR (extrapolated) = 1.188 W/kg

SAR(1 g) = 0.775 mW/g; SAR(10 g) = 0.469 mW/g

Maximum value of SAR (measured) = 0.824 mW/g



0 dB = 0.820mW/g

#27 WCDMA V_RMC12.2K_Right Cheek_Ch4132

DUT: 192933

Communication System: WCDMA; Frequency: 826.4 MHz; Duty Cycle: 1:1

Medium: HSL_850_111101 Medium parameters used : $f = 826.4$ MHz; $\sigma = 0.876$ mho/m; $\epsilon_r =$

41.071; $\rho = 1000$ kg/m³

Ambient Temperature : 22.2 °C ; Liquid Temperature : 21.2 °C

DASY5 Configuration:

- Probe: ES3DV3 - SN3270; ConvF(6.04, 6.04, 6.04); Calibrated: 2011/9/12
- Sensor-Surface: 4mm (Mechanical Surface Detection)
- Electronics: DAE4 Sn1279; Calibrated: 2011/6/17
- Phantom: SAM Left; Type: QD000P40CD; Serial: TP:1542
- Measurement SW: DASY52, Version 52.6 (2); SEMCAD X Version 14.4.5 (3634)

Ch4132/Area Scan (41x71x1): Measurement grid: dx=20mm, dy=20mm

Maximum value of SAR (interpolated) = 0.982 mW/g


Ch4132/Zoom Scan (5x5x7)/Cube 0: Measurement grid: dx=8mm, dy=8mm, dz=5mm

Reference Value = 9.130 V/m; Power Drift = 0.08 dB

Peak SAR (extrapolated) = 1.306 W/kg

SAR(1 g) = 0.896 mW/g; SAR(10 g) = 0.633 mW/g

Maximum value of SAR (measured) = 0.954 mW/g



0 dB = 0.950mW/g

#27 WCDMA V_RMC12.2K_Right Cheek_Ch4132_2D

DUT: 192933

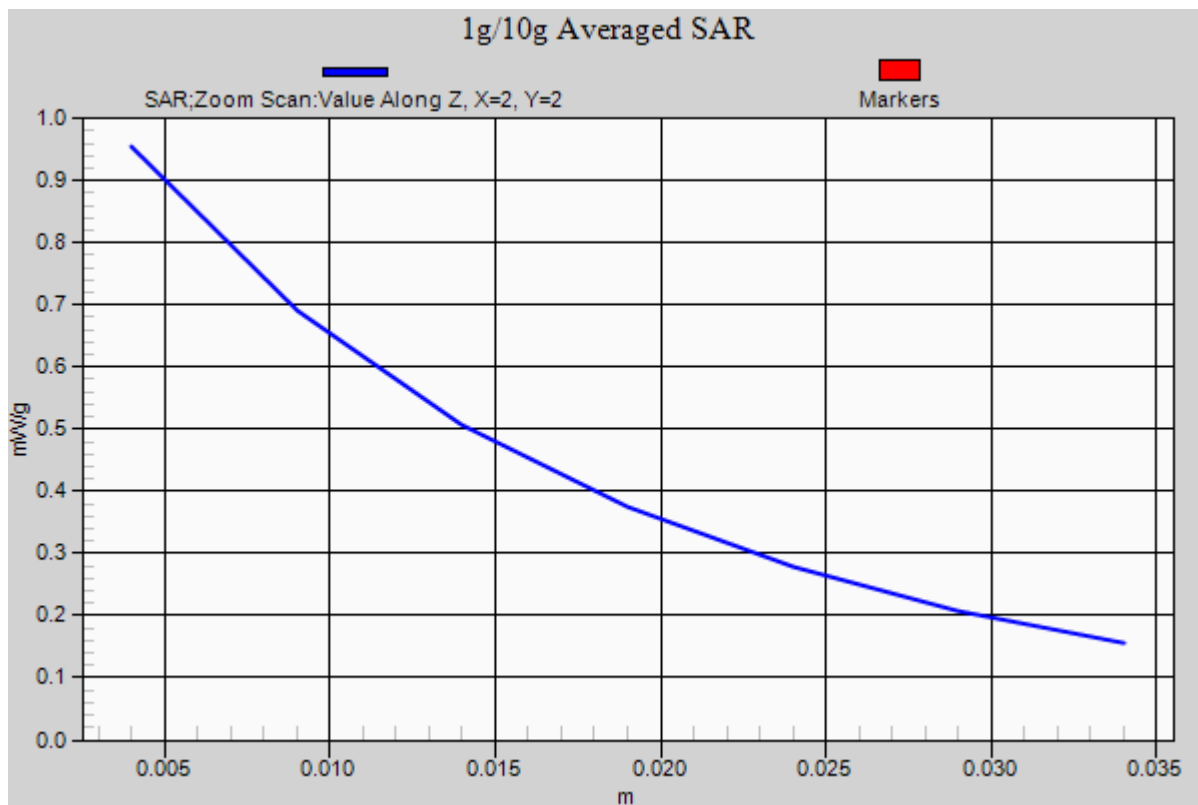
Communication System: WCDMA; Frequency: 826.4 MHz; Duty Cycle: 1:1
Medium: HSL_850_111101 Medium parameters used : $f = 826.4$ MHz; $\sigma = 0.876$ mho/m; $\epsilon_r = 41.071$; $\rho = 1000$ kg/m³
Ambient Temperature : 22.2 °C ; Liquid Temperature : 21.2 °C

DASY5 Configuration:

- Probe: ES3DV3 - SN3270; ConvF(6.04, 6.04, 6.04); Calibrated: 2011/9/12
- Sensor-Surface: 4mm (Mechanical Surface Detection)
- Electronics: DAE4 Sn1279; Calibrated: 2011/6/17
- Phantom: SAM Left; Type: QD000P40CD; Serial: TP:1542
- Measurement SW: DASY52, Version 52.6 (2); SEMCAD X Version 14.4.5 (3634)

Ch4132/Area Scan (41x71x1): Measurement grid: dx=20mm, dy=20mm
Maximum value of SAR (interpolated) = 0.982 mW/g

Ch4132/Zoom Scan (5x5x7)/Cube 0: Measurement grid: dx=8mm, dy=8mm, dz=5mm
Reference Value = 9.130 V/m; Power Drift = 0.08 dB
Peak SAR (extrapolated) = 1.306 W/kg
SAR(1 g) = 0.896 mW/g; SAR(10 g) = 0.633 mW/g
Maximum value of SAR (measured) = 0.954 mW/g



#28 WCDMA V_RMC12.2K_Right Tilted_Ch4132

DUT: 192933

Communication System: WCDMA; Frequency: 826.4 MHz; Duty Cycle: 1:1

Medium: HSL_850_111101 Medium parameters used : $f = 826.4$ MHz; $\sigma = 0.876$ mho/m; $\epsilon_r =$

41.071; $\rho = 1000$ kg/m³

Ambient Temperature : 22.2 °C; Liquid Temperature : 21.2 °C

DASY5 Configuration:

- Probe: ES3DV3 - SN3270; ConvF(6.04, 6.04, 6.04); Calibrated: 2011/9/12
- Sensor-Surface: 4mm (Mechanical Surface Detection)
- Electronics: DAE4 Sn1279; Calibrated: 2011/6/17
- Phantom: SAM Left; Type: QD000P40CD; Serial: TP:1542
- Measurement SW: DASY52, Version 52.6 (2); SEMCAD X Version 14.4.5 (3634)

Ch4132/Area Scan (41x71x1): Measurement grid: dx=20mm, dy=20mm

Maximum value of SAR (interpolated) = 0.505 mW/g

Ch4132/Zoom Scan (5x5x7)/Cube 0: Measurement grid: dx=8mm, dy=8mm, dz=5mm

Reference Value = 15.285 V/m; Power Drift = -0.10 dB

Peak SAR (extrapolated) = 0.592 W/kg

SAR(1 g) = 0.475 mW/g; SAR(10 g) = 0.359 mW/g

Maximum value of SAR (measured) = 0.500 mW/g

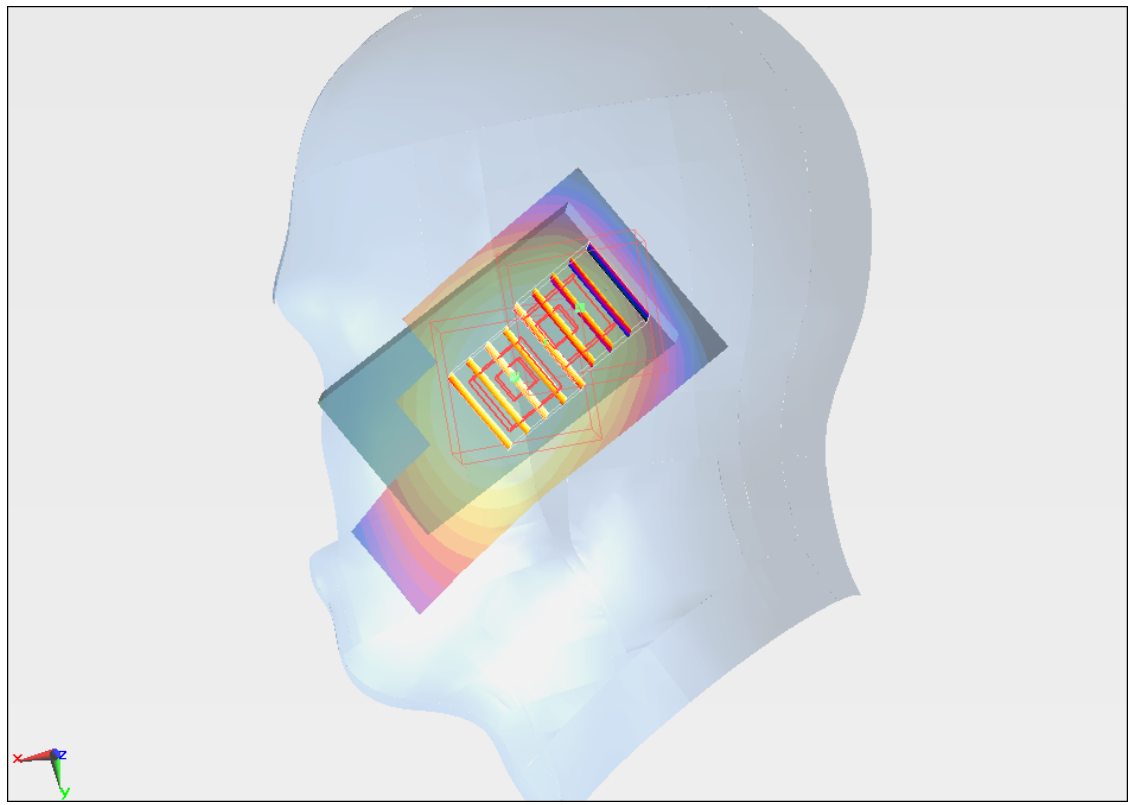
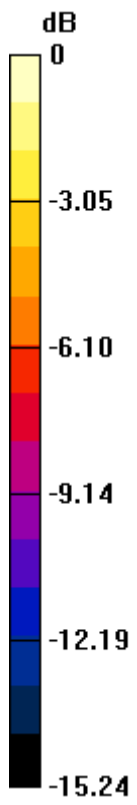
Ch4132/Zoom Scan (5x5x7)/Cube 1: Measurement grid: dx=8mm, dy=8mm, dz=5mm

Reference Value = 15.285 V/m; Power Drift = -0.10 dB

Peak SAR (extrapolated) = 0.481 W/kg

SAR(1 g) = 0.344 mW/g; SAR(10 g) = 0.227 mW/g

Maximum value of SAR (measured) = 0.409 mW/g



0 dB = 0.410mW/g

#29 WCDMA V_RMC12.2K_Left Cheek_Ch4132

DUT: 192933

Communication System: WCDMA; Frequency: 826.4 MHz; Duty Cycle: 1:1

Medium: HSL_850_111101 Medium parameters used : $f = 826.4$ MHz; $\sigma = 0.876$ mho/m; $\epsilon_r =$

41.071 ; $\rho = 1000$ kg/m³

Ambient Temperature : 22.2 °C ; Liquid Temperature : 21.2 °C

DASY5 Configuration:

- Probe: ES3DV3 - SN3270; ConvF(6.04, 6.04, 6.04); Calibrated: 2011/9/12
- Sensor-Surface: 4mm (Mechanical Surface Detection)
- Electronics: DAE4 Sn1279; Calibrated: 2011/6/17
- Phantom: SAM Left; Type: QD000P40CD; Serial: TP:1542
- Measurement SW: DASY52, Version 52.6 (2); SEMCAD X Version 14.4.5 (3634)

Ch4132/Area Scan (41x71x1): Measurement grid: dx=20mm, dy=20mm

Maximum value of SAR (interpolated) = 0.864 mW/g


Ch4132/Zoom Scan (5x5x7)/Cube 0: Measurement grid: dx=8mm, dy=8mm, dz=5mm

Reference Value = 8.892 V/m; Power Drift = 0.0088 dB

Peak SAR (extrapolated) = 0.999 W/kg

SAR(1 g) = 0.798 mW/g; SAR(10 g) = 0.586 mW/g

Maximum value of SAR (measured) = 0.837 mW/g



0 dB = 0.840mW/g

#30 WCDMA V_RMC12.2K_Left Tilted_Ch4132

DUT: 192933

Communication System: WCDMA; Frequency: 826.4 MHz; Duty Cycle: 1:1

Medium: HSL_850_111101 Medium parameters used : $f = 826.4$ MHz; $\sigma = 0.876$ mho/m; $\epsilon_r =$

41.071; $\rho = 1000$ kg/m³

Ambient Temperature : 22.2 °C ; Liquid Temperature : 21.2 °C

DASY5 Configuration:

- Probe: ES3DV3 - SN3270; ConvF(6.04, 6.04, 6.04); Calibrated: 2011/9/12
- Sensor-Surface: 4mm (Mechanical Surface Detection)
- Electronics: DAE4 Sn1279; Calibrated: 2011/6/17
- Phantom: SAM Left; Type: QD000P40CD; Serial: TP:1542
- Measurement SW: DASY52, Version 52.6 (2); SEMCAD X Version 14.4.5 (3634)

Ch4132/Area Scan (41x71x1): Measurement grid: dx=20mm, dy=20mm

Maximum value of SAR (interpolated) = 0.471 mW/g


Ch4132/Zoom Scan (5x5x7)/Cube 0: Measurement grid: dx=8mm, dy=8mm, dz=5mm

Reference Value = 14.311 V/m; Power Drift = 0.077 dB

Peak SAR (extrapolated) = 0.564 W/kg

SAR(1 g) = 0.445 mW/g; SAR(10 g) = 0.336 mW/g

Maximum value of SAR (measured) = 0.464 mW/g



0 dB = 0.460mW/g

#31 WCDMA V_RMC12.2K_Right Cheek_Ch4182

DUT: 192933


Communication System: WCDMA; Frequency: 836.4 MHz; Duty Cycle: 1:1
Medium: HSL_850_111101 Medium parameters used : $f = 836.4$ MHz; $\sigma = 0.885$ mho/m; $\epsilon_r = 40.931$; $\rho = 1000$ kg/m³
Ambient Temperature : 22.2 °C; Liquid Temperature : 21.2 °C

DASY5 Configuration:

- Probe: ES3DV3 - SN3270; ConvF(6.04, 6.04, 6.04); Calibrated: 2011/9/12
- Sensor-Surface: 4mm (Mechanical Surface Detection)
- Electronics: DAE4 Sn1279; Calibrated: 2011/6/17
- Phantom: SAM Left; Type: QD000P40CD; Serial: TP:1542
- Measurement SW: DASY52, Version 52.6 (2); SEMCAD X Version 14.4.5 (3634)

Ch4182/Area Scan (41x71x1): Measurement grid: dx=20mm, dy=20mm
Maximum value of SAR (interpolated) = 0.859 mW/g

Ch4182/Zoom Scan (5x5x7)/Cube 0: Measurement grid: dx=8mm, dy=8mm, dz=5mm
Reference Value = 8.532 V/m; Power Drift = 0.10 dB
Peak SAR (extrapolated) = 1.145 W/kg
SAR(1 g) = 0.793 mW/g; SAR(10 g) = 0.559 mW/g
Maximum value of SAR (measured) = 0.846 mW/g



#32 WCDMA V_RMC12.2K_Right Cheek_Ch4233

DUT: 192933

Communication System: WCDMA; Frequency: 846.6 MHz; Duty Cycle: 1:1

Medium: HSL_850_111101 Medium parameters used: $f = 847$ MHz; $\sigma = 0.895$ mho/m; $\epsilon_r = 40.762$; $\rho = 1000$ kg/m³

Ambient Temperature : 22.2 °C ; Liquid Temperature : 21.2 °C

DASY5 Configuration:

- Probe: ES3DV3 - SN3270; ConvF(6.04, 6.04, 6.04); Calibrated: 2011/9/12
- Sensor-Surface: 4mm (Mechanical Surface Detection)
- Electronics: DAE4 Sn1279; Calibrated: 2011/6/17
- Phantom: SAM Left; Type: QD000P40CD; Serial: TP:1542
- Measurement SW: DASY52, Version 52.6 (2); SEMCAD X Version 14.4.5 (3634)

Ch4233/Area Scan (41x71x1): Measurement grid: dx=20mm, dy=20mm

Maximum value of SAR (interpolated) = 0.849 mW/g


Ch4233/Zoom Scan (5x5x7)/Cube 0: Measurement grid: dx=8mm, dy=8mm, dz=5mm

Reference Value = 8.432 V/m; Power Drift = 0.15 dB

Peak SAR (extrapolated) = 1.127 W/kg

SAR(1 g) = 0.782 mW/g; SAR(10 g) = 0.551 mW/g

Maximum value of SAR (measured) = 0.832 mW/g



0 dB = 0.830mW/g

#51 802.11b_Right Cheek_Ch11

DUT: 192933

Communication System: 802.11b ; Frequency: 2462 MHz;Duty Cycle: 1:1

Medium: HSL_2450_111121 Medium parameters used: $f = 2462$ MHz; $\sigma = 1.85$ mho/m; $\epsilon_r = 39.2$; $\rho = 1000$ kg/m³

Ambient Temperature : 22.6 °C ; Liquid Temperature : 21.6 °C

DASY5 Configuration:

- Probe: EX3DV4 - SN3792; ConvF(6.92, 6.92, 6.92); Calibrated: 2011/6/20
- Sensor-Surface: 4mm (Mechanical Surface Detection)
- Electronics: DAE4 Sn1279; Calibrated: 2011/6/17
- Phantom: SAM-Back; Type: QD 000 P40 C; Serial: TP-1383
- ; SEMCAD X Version 13.4 Build 125

Ch11/Area Scan (41x71x1): Measurement grid: dx=20mm, dy=20mm

Maximum value of SAR (interpolated) = 0.220 mW/g

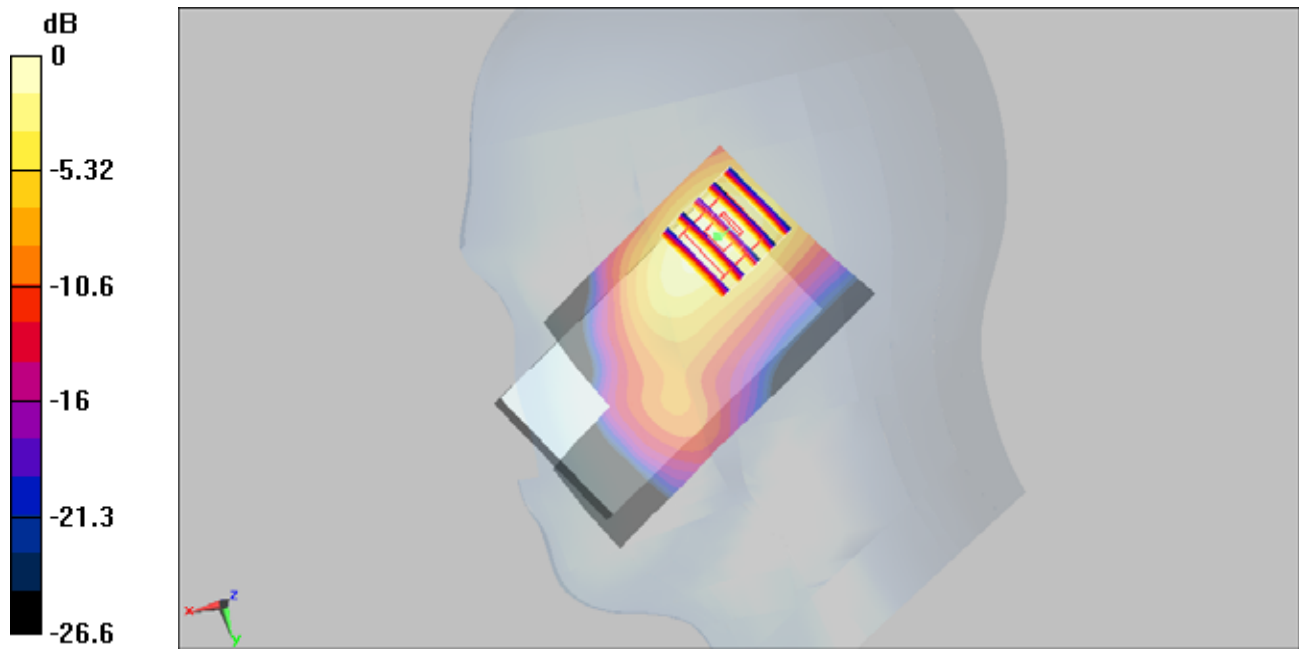
Ch11/Zoom Scan (5x5x7)/Cube 0: Measurement grid: dx=8mm, dy=8mm, dz=5mm

Reference Value = 6.52 V/m; Power Drift = -0.044 dB

Peak SAR (extrapolated) = 0.432 W/kg

SAR(1 g) = 0.203 mW/g; SAR(10 g) = 0.096 mW/g

Maximum value of SAR (measured) = 0.226 mW/g



0 dB = 0.226mW/g

#51 802.11b_Right Cheek_Ch11_2D

DUT: 192933

Communication System: 802.11b ; Frequency: 2462 MHz;Duty Cycle: 1:1

Medium: HSL_2450_111121 Medium parameters used: $f = 2462$ MHz; $\sigma = 1.85$ mho/m; $\epsilon_r = 39.2$; $\rho = 1000$ kg/m³

Ambient Temperature : 22.6 °C ; Liquid Temperature : 21.6 °C

DASY5 Configuration:

- Probe: EX3DV4 - SN3792; ConvF(6.92, 6.92, 6.92); Calibrated: 2011/6/20
- Sensor-Surface: 4mm (Mechanical Surface Detection)
- Electronics: DAE4 Sn1279; Calibrated: 2011/6/17
- Phantom: SAM-Back; Type: QD 000 P40 C; Serial: TP-1383
- ; SEMCAD X Version 13.4 Build 125

Ch11/Area Scan (41x71x1): Measurement grid: dx=20mm, dy=20mm

Maximum value of SAR (interpolated) = 0.220 mW/g

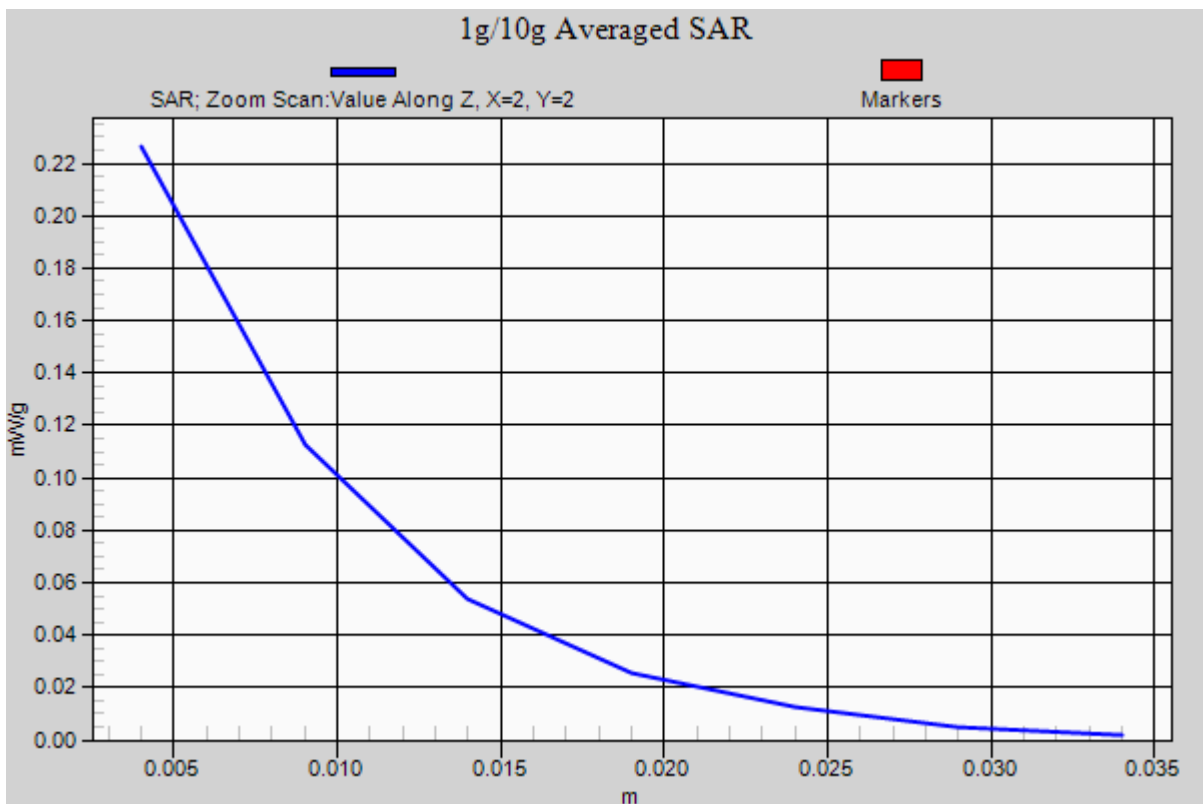
Ch11/Zoom Scan (5x5x7)/Cube 0: Measurement grid: dx=8mm, dy=8mm, dz=5mm

Reference Value = 6.52 V/m; Power Drift = -0.044 dB

Peak SAR (extrapolated) = 0.432 W/kg

SAR(1 g) = 0.203 mW/g; SAR(10 g) = 0.096 mW/g

Maximum value of SAR (measured) = 0.226 mW/g



#52 802.11b_Right Tilted_Ch11

DUT: 192933

Communication System: 802.11b ; Frequency: 2462 MHz;Duty Cycle: 1:1

Medium: HSL_2450_111121 Medium parameters used: $f = 2462$ MHz; $\sigma = 1.85$ mho/m; $\epsilon_r = 39.2$; $\rho = 1000$ kg/m³

Ambient Temperature : 22.6 °C ; Liquid Temperature : 21.6 °C

DASY5 Configuration:

- Probe: EX3DV4 - SN3792; ConvF(6.92, 6.92, 6.92); Calibrated: 2011/6/20
- Sensor-Surface: 4mm (Mechanical Surface Detection)
- Electronics: DAE4 Sn1279; Calibrated: 2011/6/17
- Phantom: SAM-Back; Type: QD 000 P40 C; Serial: TP-1383
- ; SEMCAD X Version 13.4 Build 125

Ch11/Area Scan (41x71x1): Measurement grid: dx=20mm, dy=20mm

Maximum value of SAR (interpolated) = 0.147 mW/g


Ch11/Zoom Scan (5x5x7)/Cube 0: Measurement grid: dx=8mm, dy=8mm, dz=5mm

Reference Value = 5.82 V/m; Power Drift = 0.033 dB

Peak SAR (extrapolated) = 0.341 W/kg

SAR(1 g) = 0.146 mW/g; SAR(10 g) = 0.069 mW/g

Maximum value of SAR (measured) = 0.160 mW/g



0 dB = 0.160mW/g

#53 802.11b_Left Cheek_Ch11

DUT: 192933

Communication System: 802.11b ; Frequency: 2462 MHz;Duty Cycle: 1:1

Medium: HSL_2450_111121 Medium parameters used: $f = 2462$ MHz; $\sigma = 1.85$ mho/m; $\epsilon_r = 39.2$; $\rho = 1000$ kg/m³

Ambient Temperature : 22.6 °C ; Liquid Temperature : 21.6 °C

DASY5 Configuration:

- Probe: EX3DV4 - SN3792; ConvF(6.92, 6.92, 6.92); Calibrated: 2011/6/20
- Sensor-Surface: 4mm (Mechanical Surface Detection)
- Electronics: DAE4 Sn1279; Calibrated: 2011/6/17
- Phantom: SAM-Back; Type: QD 000 P40 C; Serial: TP-1383
- ; SEMCAD X Version 13.4 Build 125

Ch11/Area Scan (41x71x1): Measurement grid: dx=20mm, dy=20mm

Maximum value of SAR (interpolated) = 0.104 mW/g


Ch11/Zoom Scan (5x5x7)/Cube 0: Measurement grid: dx=8mm, dy=8mm, dz=5mm

Reference Value = 4.05 V/m; Power Drift = 0.148 dB

Peak SAR (extrapolated) = 0.204 W/kg

SAR(1 g) = 0.099 mW/g; SAR(10 g) = 0.049 mW/g

Maximum value of SAR (measured) = 0.109 mW/g



0 dB = 0.109mW/g

#54 802.11b_Left Tilted_Ch11

DUT: 192933

Communication System: 802.11b ; Frequency: 2462 MHz;Duty Cycle: 1:1

Medium: HSL_2450_111121 Medium parameters used: $f = 2462$ MHz; $\sigma = 1.85$ mho/m; $\epsilon_r = 39.2$; $\rho = 1000$ kg/m³

Ambient Temperature : 22.6 °C ; Liquid Temperature : 21.6 °C

DASY5 Configuration:

- Probe: EX3DV4 - SN3792; ConvF(6.92, 6.92, 6.92); Calibrated: 2011/6/20
- Sensor-Surface: 4mm (Mechanical Surface Detection)
- Electronics: DAE4 Sn1279; Calibrated: 2011/6/17
- Phantom: SAM-Back; Type: QD 000 P40 C; Serial: TP-1383
- ; SEMCAD X Version 13.4 Build 125

Ch11/Area Scan (41x71x1): Measurement grid: dx=20mm, dy=20mm

Maximum value of SAR (interpolated) = 0.082 mW/g

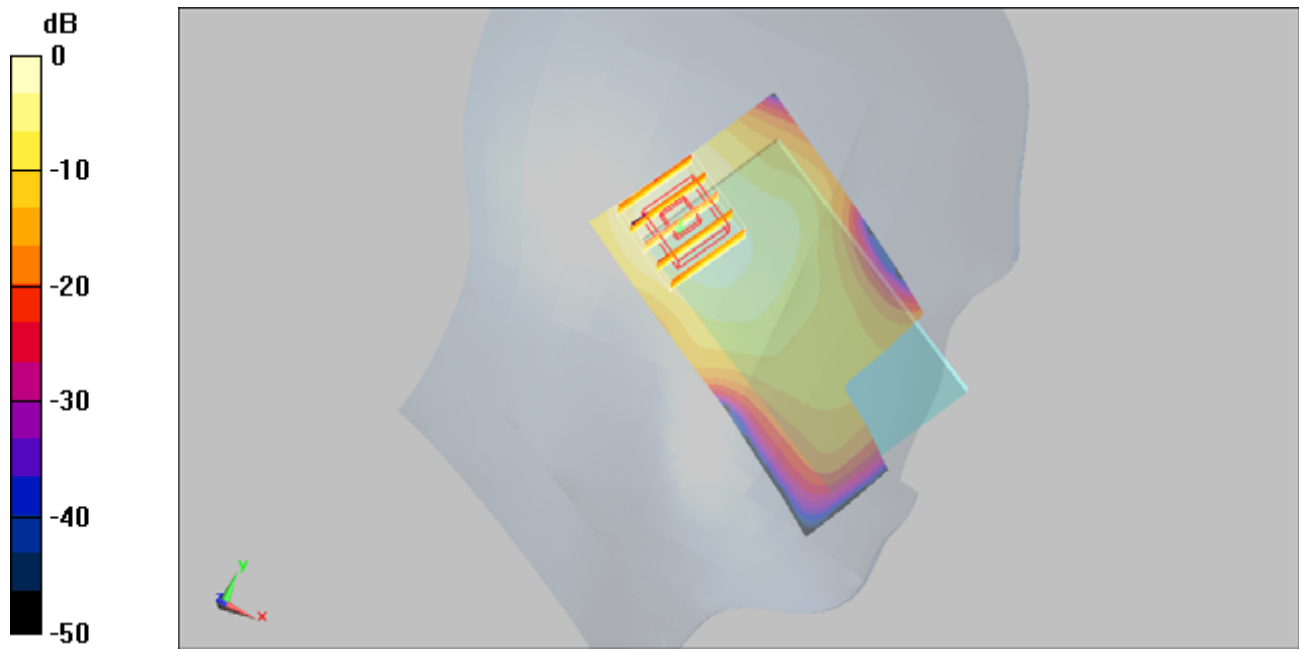
Ch11/Zoom Scan (5x5x7)/Cube 0: Measurement grid: dx=8mm, dy=8mm, dz=5mm

Reference Value = 4.47 V/m; Power Drift = 0.137 dB

Peak SAR (extrapolated) = 0.169 W/kg

SAR(1 g) = 0.077 mW/g; SAR(10 g) = 0.038 mW/g

Maximum value of SAR (measured) = 0.084 mW/g



0 dB = 0.084mW/g

#01 GSM850_DTM9_Front_1cm_Ch128

DUT: 192933

Communication System: GSM850; Frequency: 824.2 MHz; Duty Cycle: 1:4

Medium: MSL_850_111101 Medium parameters used : $f = 824.2$ MHz; $\sigma = 0.984$ mho/m; $\epsilon_r =$

54.798 ; $\rho = 1000$ kg/m³

Ambient Temperature : 22.5 °C ; Liquid Temperature : 21.5 °C

DASY5 Configuration:

- Probe: ES3DV3 - SN3270; ConvF(6.16, 6.16, 6.16); Calibrated: 2011/9/12
- Sensor-Surface: 4mm (Mechanical Surface Detection)
- Electronics: DAE4 Sn1279; Calibrated: 2011/6/17
- Phantom: SAM Left; Type: QD000P40CD; Serial: TP:1542
- Measurement SW: DASY52, Version 52.6 (2); SEMCAD X Version 14.4.5 (3634)

Ch128/Area Scan (41x71x1): Measurement grid: dx=20mm, dy=20mm

Maximum value of SAR (interpolated) = 1.043 mW/g

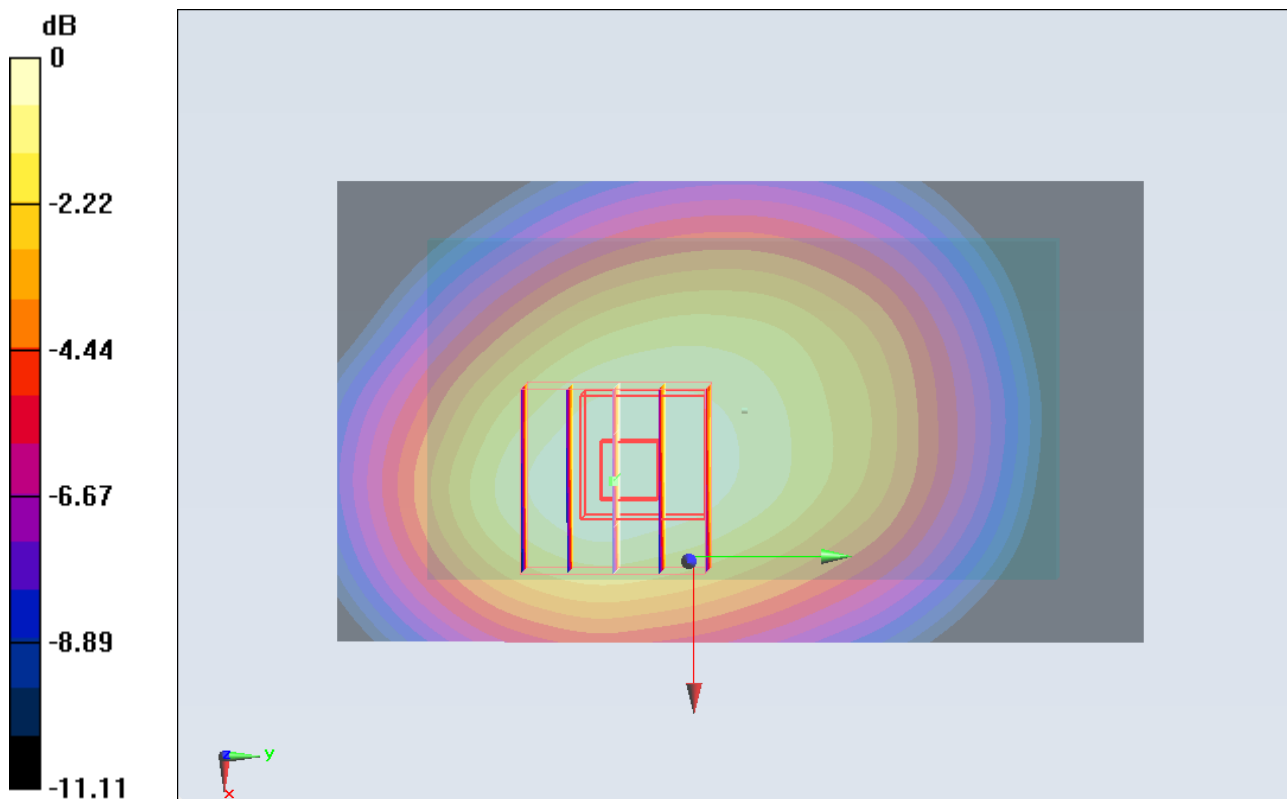
Ch128/Zoom Scan (5x5x7)/Cube 0: Measurement grid: dx=8mm, dy=8mm, dz=5mm

Reference Value = 29.236 V/m; Power Drift = 0.12 dB

Peak SAR (extrapolated) = 1.321 W/kg

SAR(1 g) = 0.953 mW/g; SAR(10 g) = 0.688 mW/g

Maximum value of SAR (measured) = 1.012 mW/g



0 dB = 1.010mW/g

#04 GSM850_DTM9_Back_1cm_Ch128

DUT: 192933

Communication System: GSM850; Frequency: 824.2 MHz; Duty Cycle: 1:4

Medium: MSL_850_111101 Medium parameters used : $f = 824.2$ MHz; $\sigma = 0.984$ mho/m; $\epsilon_r =$

54.798 ; $\rho = 1000$ kg/m³

Ambient Temperature : 22.5 °C ; Liquid Temperature : 21.5 °C

DASY5 Configuration:

- Probe: ES3DV3 - SN3270; ConvF(6.16, 6.16, 6.16); Calibrated: 2011/9/12
- Sensor-Surface: 4mm (Mechanical Surface Detection)
- Electronics: DAE4 Sn1279; Calibrated: 2011/6/17
- Phantom: SAM Left; Type: QD000P40CD; Serial: TP:1542
- Measurement SW: DASY52, Version 52.6 (2); SEMCAD X Version 14.4.5 (3634)

Ch128/Area Scan (41x71x1): Measurement grid: dx=20mm, dy=20mm

Maximum value of SAR (interpolated) = 1.464 mW/g

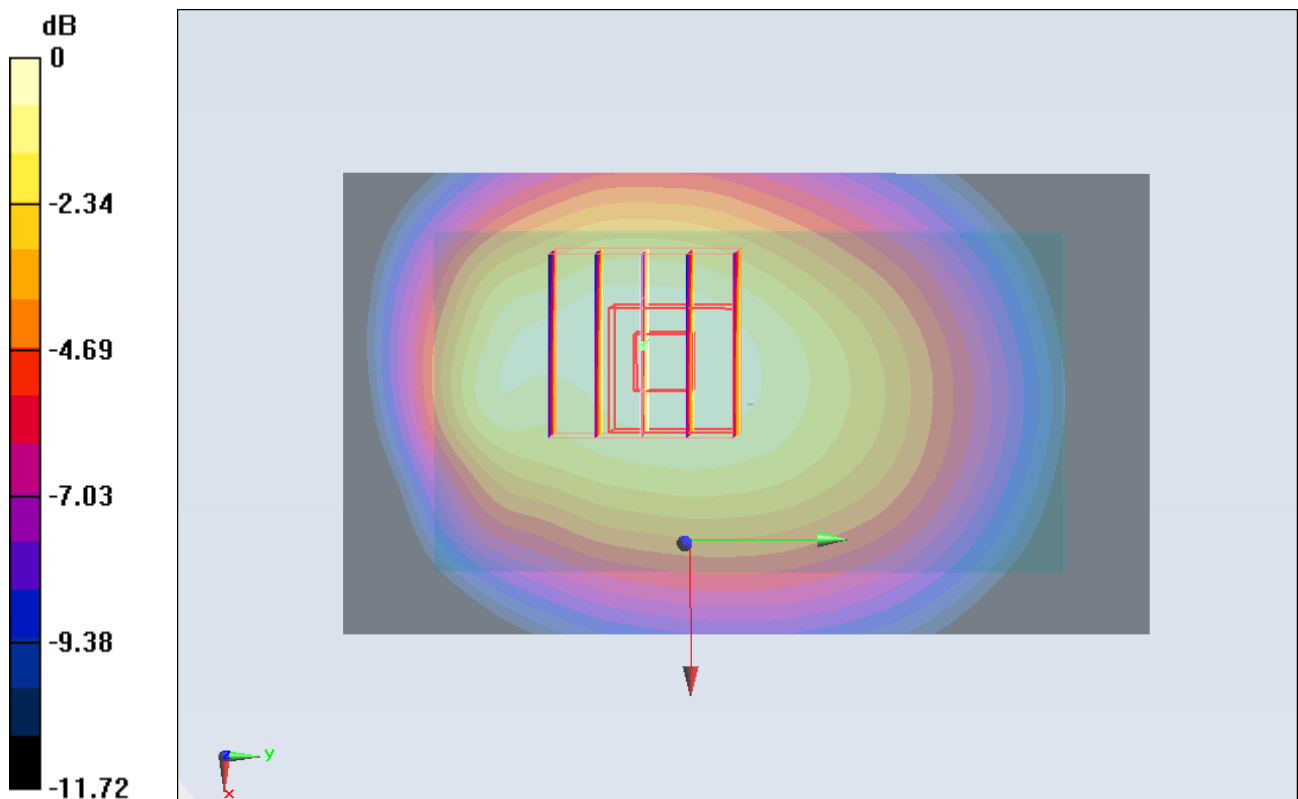
Ch128/Zoom Scan (5x5x7)/Cube 0: Measurement grid: dx=8mm, dy=8mm, dz=5mm

Reference Value = 35.836 V/m; Power Drift = -0.05 dB

Peak SAR (extrapolated) = 1.968 W/kg

SAR(1 g) = 1.39 mW/g; SAR(10 g) = 0.982 mW/g

Maximum value of SAR (measured) = 1.459 mW/g



0 dB = 1.460mW/g

#04 GSM850_DTM9_Back_1cm_Ch128_2D

DUT: 192933

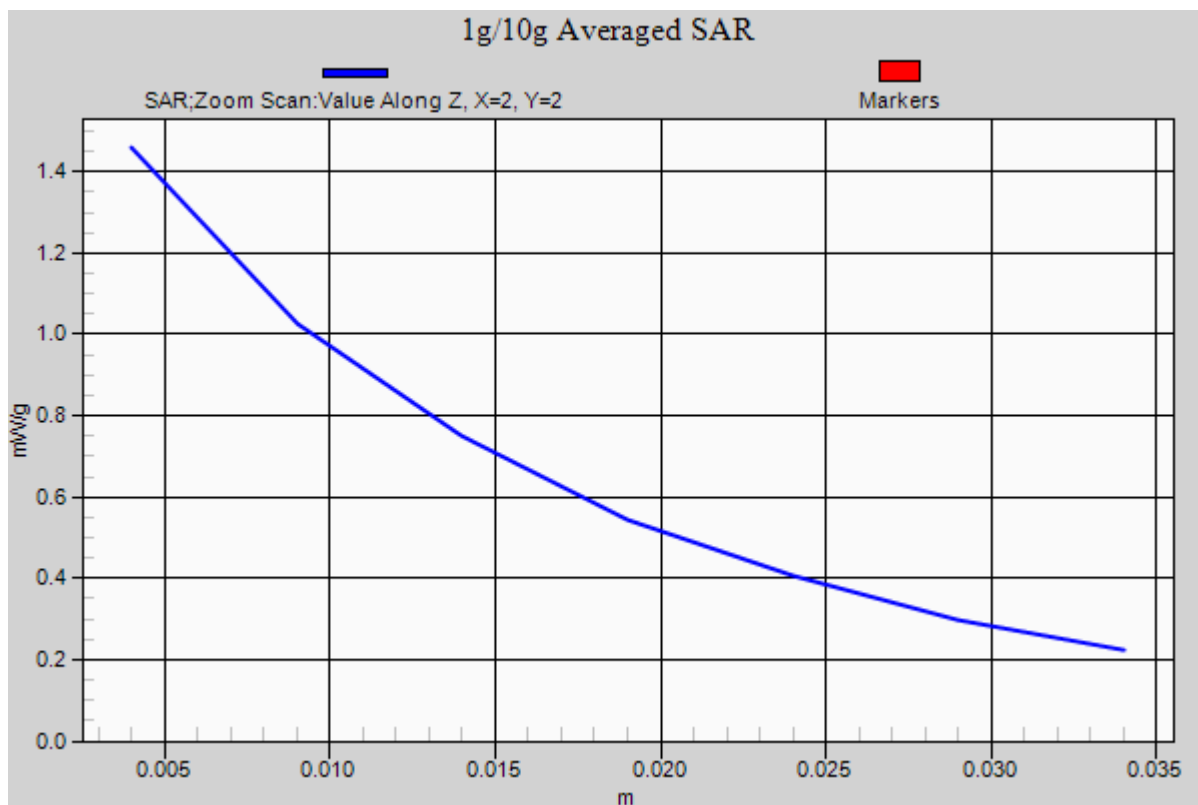
Communication System: GSM850; Frequency: 824.2 MHz; Duty Cycle: 1:4
Medium: MSL_850_111101 Medium parameters used: $f = 824.2$ MHz; $\sigma = 0.984$ mho/m; $\epsilon_r = 54.798$; $\rho = 1000$ kg/m³
Ambient Temperature : 22.5 °C ; Liquid Temperature : 21.5 °C

DASY5 Configuration:

- Probe: ES3DV3 - SN3270; ConvF(6.16, 6.16, 6.16); Calibrated: 2011/9/12
- Sensor-Surface: 4mm (Mechanical Surface Detection)
- Electronics: DAE4 Sn1279; Calibrated: 2011/6/17
- Phantom: SAM Left; Type: QD000P40CD; Serial: TP:1542
- Measurement SW: DASY52, Version 52.6 (2); SEMCAD X Version 14.4.5 (3634)

Ch128/Area Scan (41x71x1): Measurement grid: dx=20mm, dy=20mm
Maximum value of SAR (interpolated) = 1.464 mW/g

Ch128/Zoom Scan (5x5x7)/Cube 0: Measurement grid: dx=8mm, dy=8mm, dz=5mm
Reference Value = 35.836 V/m; Power Drift = -0.05 dB
Peak SAR (extrapolated) = 1.968 W/kg
SAR(1 g) = 1.39 mW/g; SAR(10 g) = 0.982 mW/g
Maximum value of SAR (measured) = 1.459 mW/g



#07 GSM850_DTM9_Left Side_1cm_Ch128

DUT: 192933

Communication System: GSM850; Frequency: 824.2 MHz; Duty Cycle: 1:4

Medium: MSL_850_111101 Medium parameters used : $f = 824.2$ MHz; $\sigma = 0.984$ mho/m; $\epsilon_r =$

54.798 ; $\rho = 1000$ kg/m³

Ambient Temperature : 22.5 °C ; Liquid Temperature : 21.5 °C

DASY5 Configuration:

- Probe: ES3DV3 - SN3270; ConvF(6.16, 6.16, 6.16); Calibrated: 2011/9/12
- Sensor-Surface: 4mm (Mechanical Surface Detection)
- Electronics: DAE4 Sn1279; Calibrated: 2011/6/17
- Phantom: SAM Left; Type: QD000P40CD; Serial: TP:1542
- Measurement SW: DASY52, Version 52.6 (2); SEMCAD X Version 14.4.5 (3634)

Ch128/Area Scan (31x71x1): Measurement grid: dx=20mm, dy=20mm

Maximum value of SAR (interpolated) = 0.640 mW/g

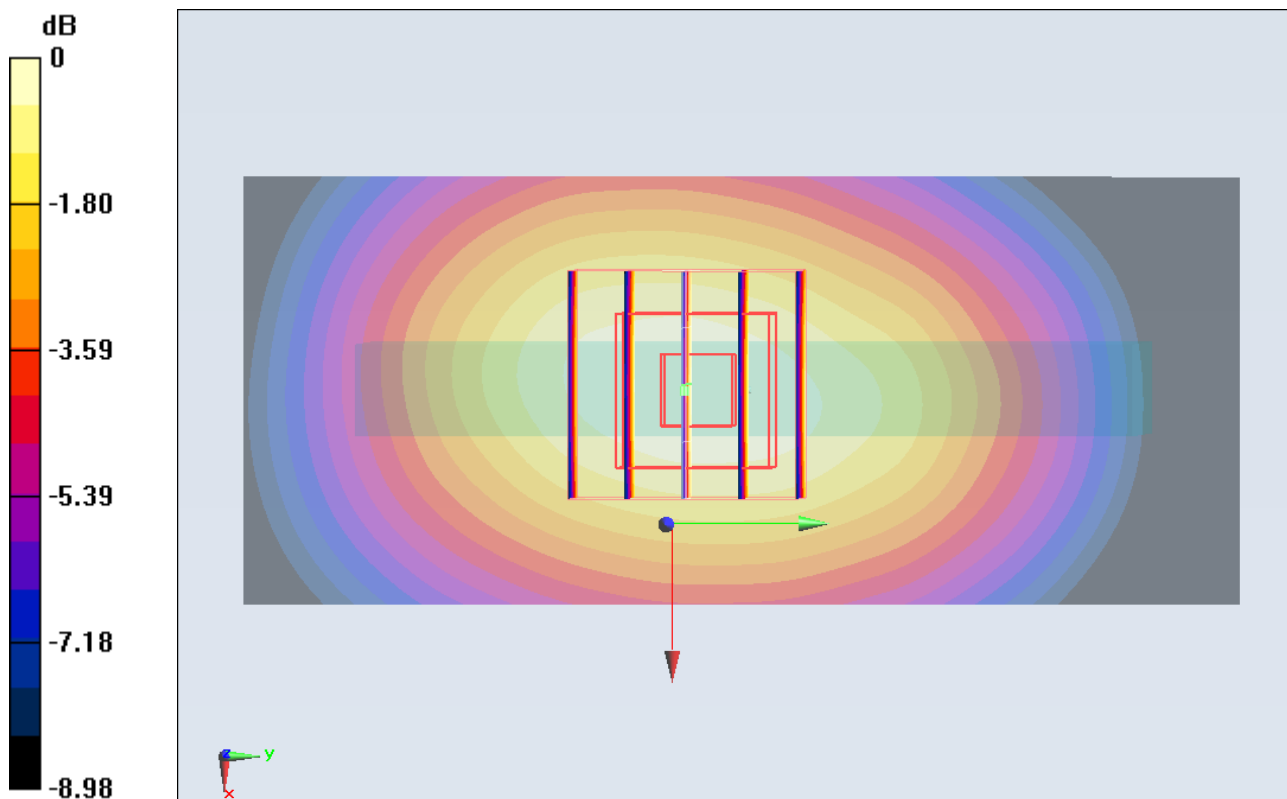
Ch128/Zoom Scan (5x5x7)/Cube 0: Measurement grid: dx=8mm, dy=8mm, dz=5mm

Reference Value = 25.789 V/m; Power Drift = -0.05 dB

Peak SAR (extrapolated) = 0.836 W/kg

SAR(1 g) = 0.610 mW/g; SAR(10 g) = 0.432 mW/g

Maximum value of SAR (measured) = 0.647 mW/g



0 dB = 0.650mW/g

#08 GSM850_DTM9_Right Side_1cm_Ch128

DUT: 192933

Communication System: GSM850; Frequency: 824.2 MHz; Duty Cycle: 1:4

Medium: MSL_850_111101 Medium parameters used : $f = 824.2$ MHz; $\sigma = 0.984$ mho/m; $\epsilon_r =$

54.798 ; $\rho = 1000$ kg/m³

Ambient Temperature : 22.5 °C ; Liquid Temperature : 21.5 °C

DASY5 Configuration:

- Probe: ES3DV3 - SN3270; ConvF(6.16, 6.16, 6.16); Calibrated: 2011/9/12
- Sensor-Surface: 4mm (Mechanical Surface Detection)
- Electronics: DAE4 Sn1279; Calibrated: 2011/6/17
- Phantom: SAM Left; Type: QD000P40CD; Serial: TP:1542
- Measurement SW: DASY52, Version 52.6 (2); SEMCAD X Version 14.4.5 (3634)

Ch128/Area Scan (31x71x1): Measurement grid: dx=20mm, dy=20mm

Maximum value of SAR (interpolated) = 0.736 mW/g

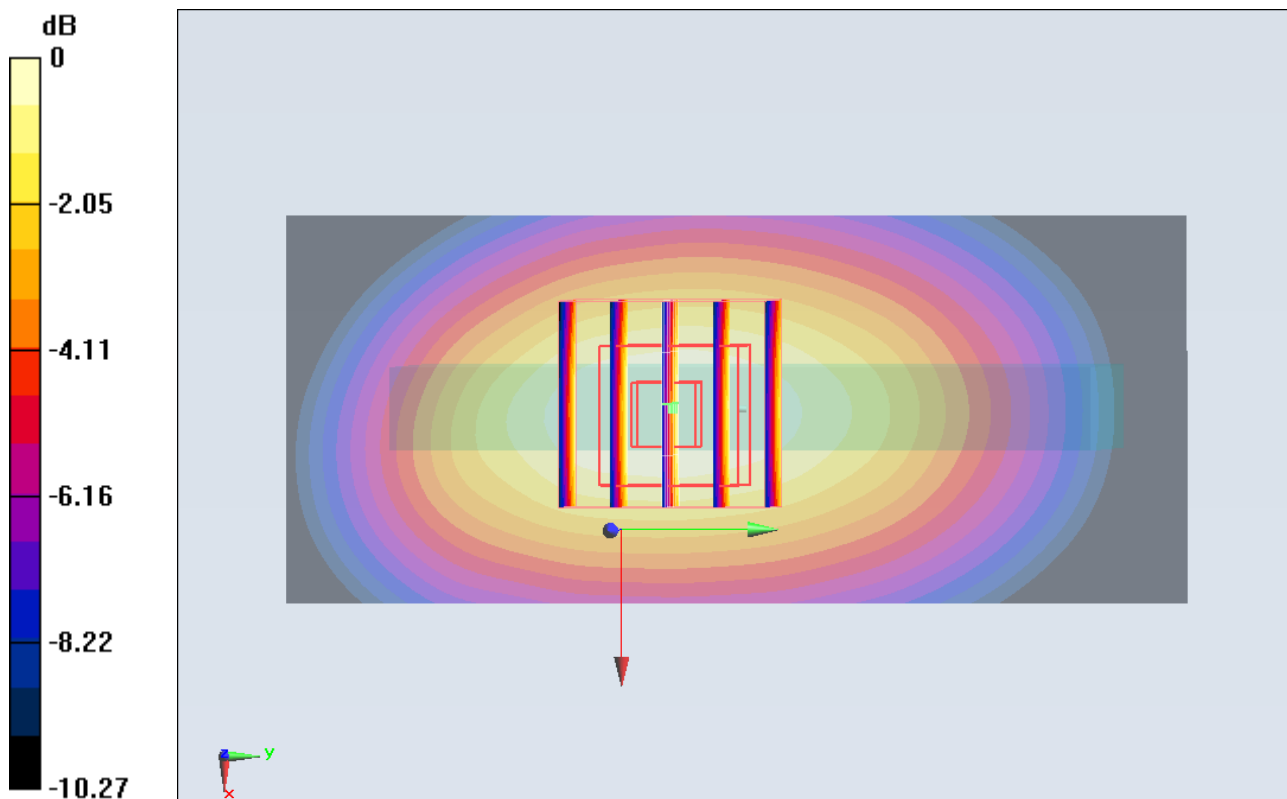
Ch128/Zoom Scan (5x5x7)/Cube 0: Measurement grid: dx=8mm, dy=8mm, dz=5mm

Reference Value = 27.324 V/m; Power Drift = -0.022 dB

Peak SAR (extrapolated) = 0.993 W/kg

SAR(1 g) = 0.681 mW/g; SAR(10 g) = 0.462 mW/g

Maximum value of SAR (measured) = 0.723 mW/g



0 dB = 0.720mW/g

#09 GSM850_DTM9_Bottom Side_1cm_Ch128

DUT: 192933

Communication System: GSM850; Frequency: 824.2 MHz; Duty Cycle: 1:4

Medium: MSL_850_111101 Medium parameters used : $f = 824.2$ MHz; $\sigma = 0.984$ mho/m; $\epsilon_r =$

54.798; $\rho = 1000$ kg/m³

Ambient Temperature : 22.5 °C ; Liquid Temperature : 21.5 °C

DASY5 Configuration:

- Probe: ES3DV3 - SN3270; ConvF(6.16, 6.16, 6.16); Calibrated: 2011/9/12
- Sensor-Surface: 4mm (Mechanical Surface Detection)
- Electronics: DAE4 Sn1279; Calibrated: 2011/6/17
- Phantom: SAM Left; Type: QD000P40CD; Serial: TP:1542
- Measurement SW: DASY52, Version 52.6 (2); SEMCAD X Version 14.4.5 (3634)

Ch128/Area Scan (31x51x1): Measurement grid: dx=20mm, dy=20mm

Maximum value of SAR (interpolated) = 0.126 mW/g

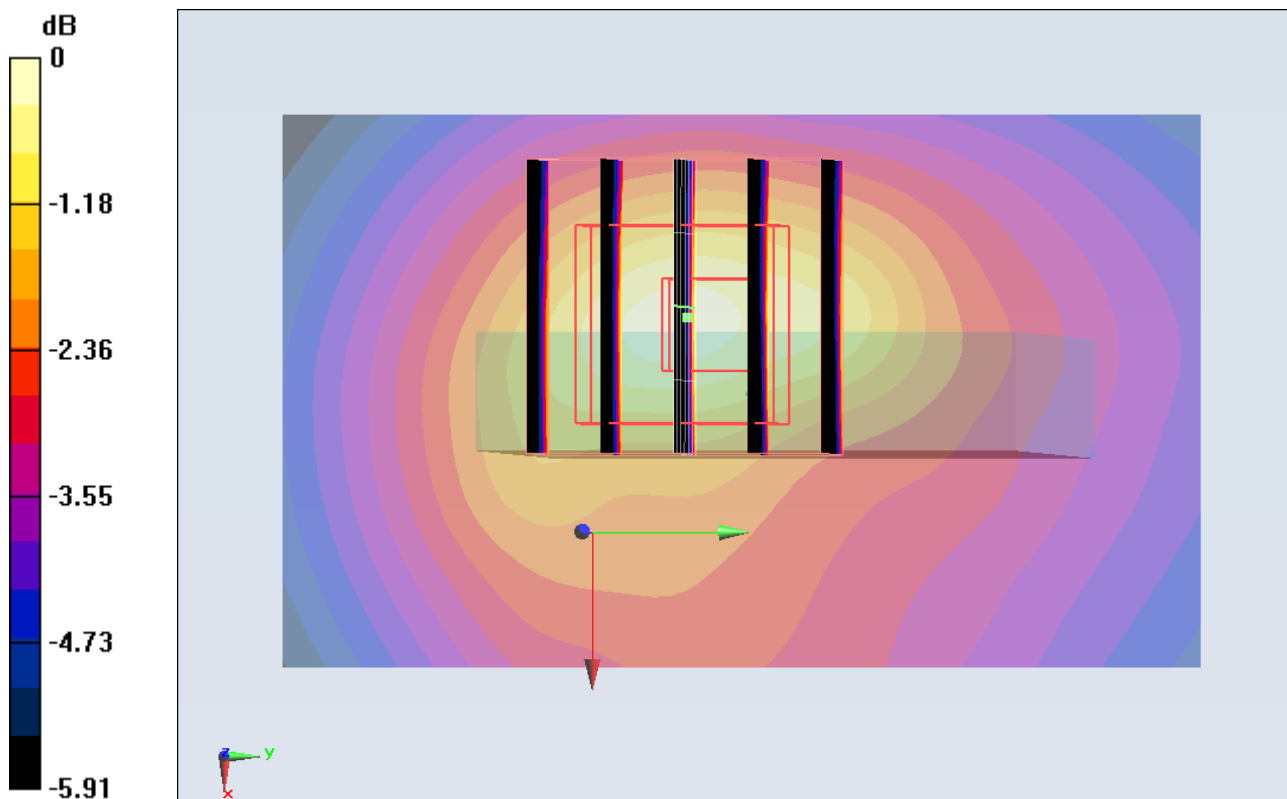
Ch128/Zoom Scan (5x5x7)/Cube 0: Measurement grid: dx=8mm, dy=8mm, dz=5mm

Reference Value = 10.633 V/m; Power Drift = 0.07 dB

Peak SAR (extrapolated) = 0.211 W/kg

SAR(1 g) = 0.119 mW/g; SAR(10 g) = 0.073 mW/g

Maximum value of SAR (measured) = 0.128 mW/g



0 dB = 0.130mW/g

#02 GSM850_DTM9_Front_1cm_Ch189

DUT: 192933

Communication System: GSM850; Frequency: 836.4 MHz; Duty Cycle: 1:4

Medium: MSL_850_111101 Medium parameters used : $f = 836.4$ MHz; $\sigma = 0.996$ mho/m; $\epsilon_r =$

54.716 ; $\rho = 1000$ kg/m³

Ambient Temperature : 22.5 °C ; Liquid Temperature : 21.5 °C

DASY5 Configuration:

- Probe: ES3DV3 - SN3270; ConvF(6.16, 6.16, 6.16); Calibrated: 2011/9/12
- Sensor-Surface: 4mm (Mechanical Surface Detection)
- Electronics: DAE4 Sn1279; Calibrated: 2011/6/17
- Phantom: SAM Left; Type: QD000P40CD; Serial: TP:1542
- Measurement SW: DASY52, Version 52.6 (2); SEMCAD X Version 14.4.5 (3634)

Ch189/Area Scan (41x71x1): Measurement grid: dx=20mm, dy=20mm

Maximum value of SAR (interpolated) = 0.903 mW/g

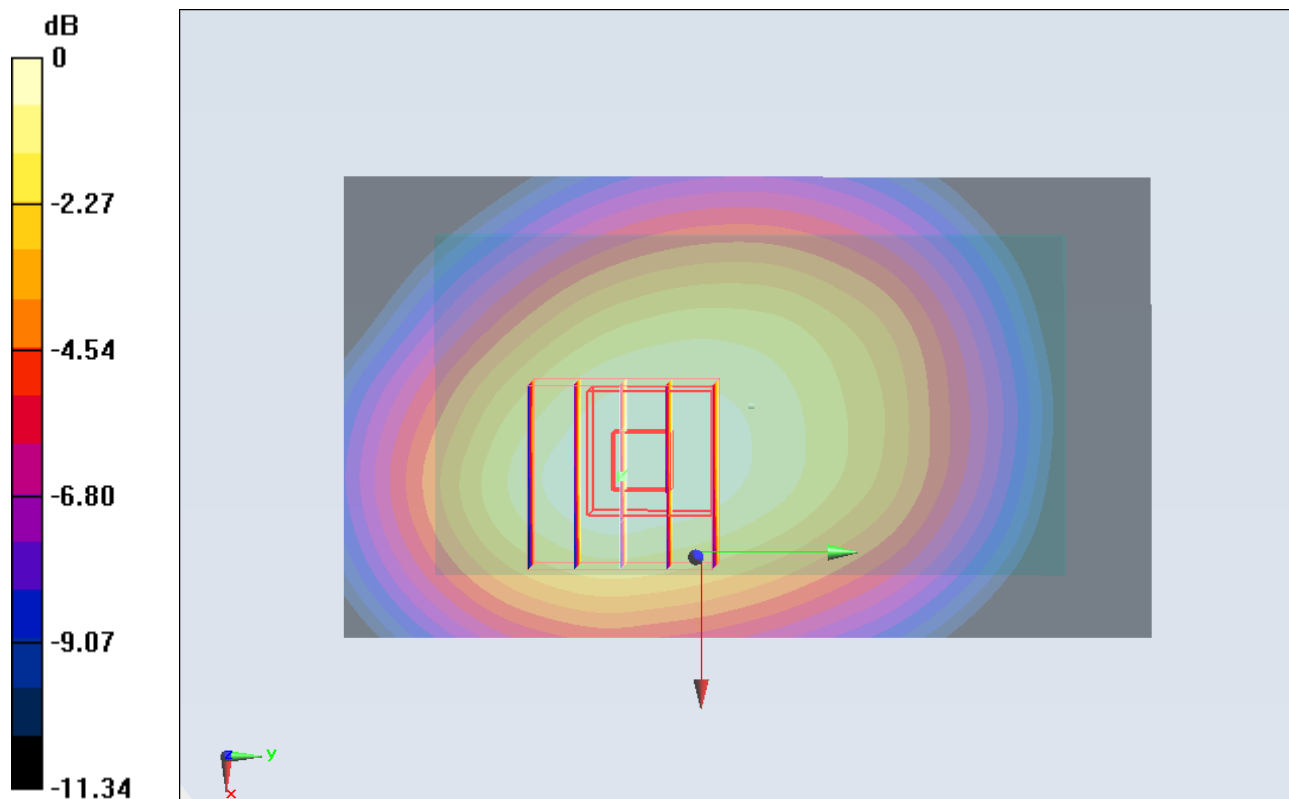
Ch189/Zoom Scan (5x5x7)/Cube 0: Measurement grid: dx=8mm, dy=8mm, dz=5mm

Reference Value = 27.199 V/m; Power Drift = 0.06 dB

Peak SAR (extrapolated) = 1.188 W/kg

SAR(1 g) = 0.841 mW/g; SAR(10 g) = 0.604 mW/g

Maximum value of SAR (measured) = 0.888 mW/g



0 dB = 0.890mW/g

#03 GSM850_DTM9_Front_1cm_Ch251

DUT: 192933

Communication System: GSM850; Frequency: 848.8 MHz; Duty Cycle: 1:4

Medium: MSL_850_111101 Medium parameters used: $f = 849$ MHz; $\sigma = 1.008$ mho/m; $\epsilon_r = 54.615$;

$\rho = 1000$ kg/m³

Ambient Temperature : 22.5 °C ; Liquid Temperature : 21.5 °C

DASY5 Configuration:

- Probe: ES3DV3 - SN3270; ConvF(6.16, 6.16, 6.16); Calibrated: 2011/9/12
- Sensor-Surface: 4mm (Mechanical Surface Detection)
- Electronics: DAE4 Sn1279; Calibrated: 2011/6/17
- Phantom: SAM Left; Type: QD000P40CD; Serial: TP:1542
- Measurement SW: DASY52, Version 52.6 (2); SEMCAD X Version 14.4.5 (3634)

Ch251/Area Scan (41x71x1): Measurement grid: dx=20mm, dy=20mm

Maximum value of SAR (interpolated) = 0.780 mW/g

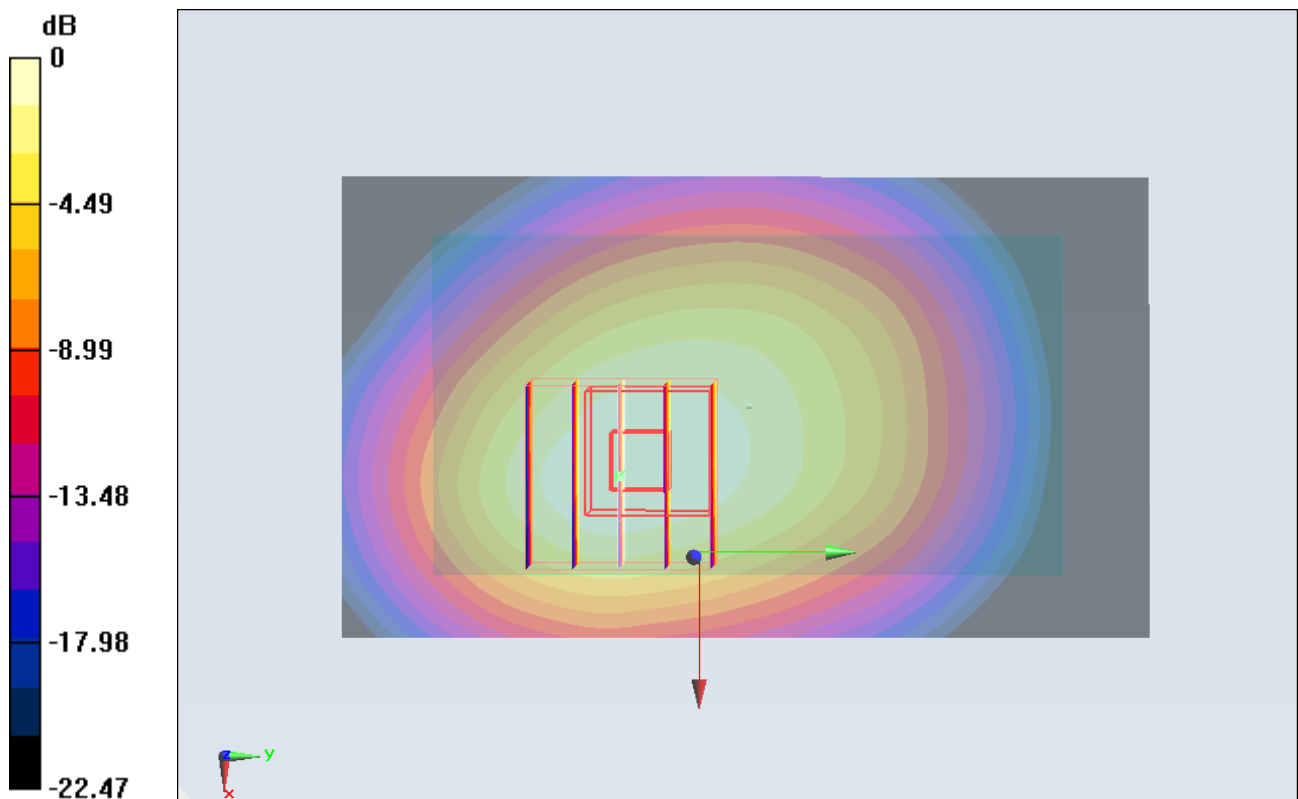
Ch251/Zoom Scan (5x5x7)/Cube 0: Measurement grid: dx=8mm, dy=8mm, dz=5mm

Reference Value = 25.225 V/m; Power Drift = 0.12 dB

Peak SAR (extrapolated) = 1.022 W/kg

SAR(1 g) = 0.721 mW/g; SAR(10 g) = 0.520 mW/g

Maximum value of SAR (measured) = 0.762 mW/g



0 dB = 0.780mW/g

#05 GSM850_DTM9_Back_1cm_Ch189

DUT: 192933

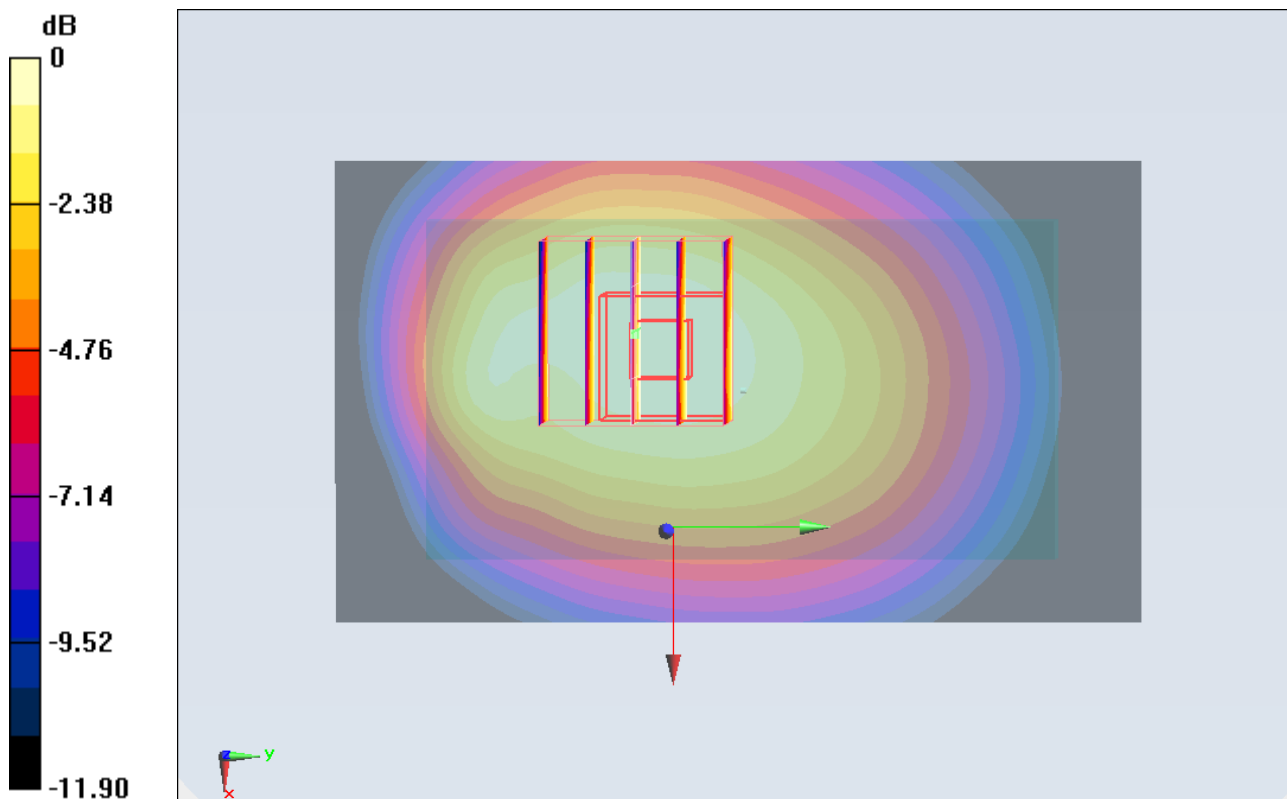
Communication System: GSM850; Frequency: 836.4 MHz; Duty Cycle: 1:4
 Medium: MSL_850_111101 Medium parameters used : $f = 836.4 \text{ MHz}$; $\sigma = 0.996 \text{ mho/m}$; $\epsilon_r = 54.716$; $\rho = 1000 \text{ kg/m}^3$
 Ambient Temperature : 22.5 °C ; Liquid Temperature : 21.5 °C

DASY5 Configuration:

- Probe: ES3DV3 - SN3270; ConvF(6.16, 6.16, 6.16); Calibrated: 2011/9/12
- Sensor-Surface: 4mm (Mechanical Surface Detection)
- Electronics: DAE4 Sn1279; Calibrated: 2011/6/17
- Phantom: SAM Left; Type: QD000P40CD; Serial: TP:1542
- Measurement SW: DASY52, Version 52.6 (2); SEMCAD X Version 14.4.5 (3634)

Ch189/Area Scan (41x71x1): Measurement grid: dx=20mm, dy=20mm
 Maximum value of SAR (interpolated) = 1.262 mW/g

Ch189/Zoom Scan (5x5x7)/Cube 0: Measurement grid: dx=8mm, dy=8mm, dz=5mm
 Reference Value = 33.160 V/m; Power Drift = 0.02 dB
 Peak SAR (extrapolated) = 1.700 W/kg
SAR(1 g) = 1.2 mW/g; SAR(10 g) = 0.846 mW/g
 Maximum value of SAR (measured) = 1.261 mW/g



0 dB = 1.260mW/g

#06 GSM850_DTM9_Back_1cm_Ch251

DUT: 192933

Communication System: GSM850; Frequency: 848.8 MHz; Duty Cycle: 1:4

Medium: MSL_850_111101 Medium parameters used: $f = 849$ MHz; $\sigma = 1.008$ mho/m; $\epsilon_r = 54.615$;

$\rho = 1000$ kg/m³

Ambient Temperature : 22.5 °C ; Liquid Temperature : 21.5 °C

DASY5 Configuration:

- Probe: ES3DV3 - SN3270; ConvF(6.16, 6.16, 6.16); Calibrated: 2011/9/12
- Sensor-Surface: 4mm (Mechanical Surface Detection)
- Electronics: DAE4 Sn1279; Calibrated: 2011/6/17
- Phantom: SAM Left; Type: QD000P40CD; Serial: TP:1542
- Measurement SW: DASY52, Version 52.6 (2); SEMCAD X Version 14.4.5 (3634)

Ch251/Area Scan (41x71x1): Measurement grid: dx=20mm, dy=20mm

Maximum value of SAR (interpolated) = 1.103 mW/g

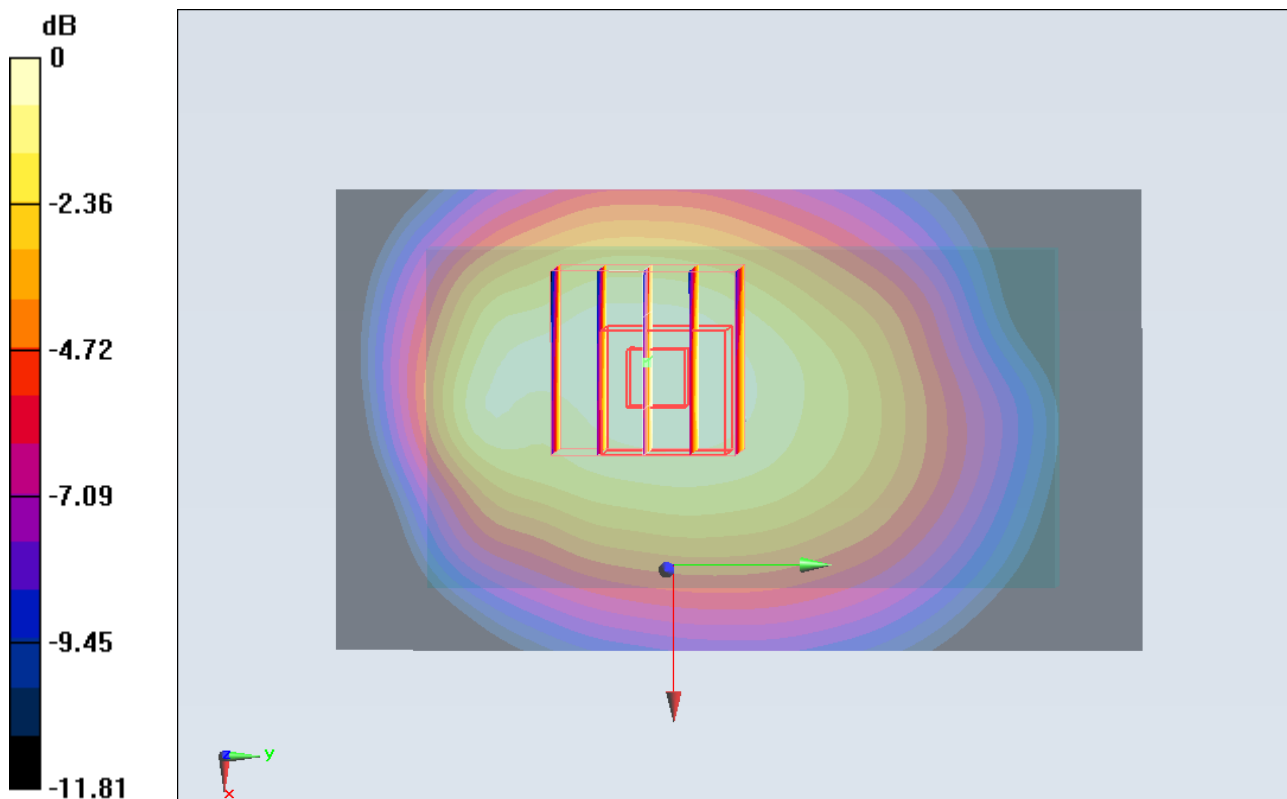
Ch251/Zoom Scan (5x5x7)/Cube 0: Measurement grid: dx=8mm, dy=8mm, dz=5mm

Reference Value = 30.826 V/m; Power Drift = 0.07 dB

Peak SAR (extrapolated) = 1.500 W/kg

SAR(1 g) = 1.05 mW/g; SAR(10 g) = 0.744 mW/g

Maximum value of SAR (measured) = 1.109 mW/g



0 dB = 1.110mW/g

#01 GSM850_DTM9_Front_1cm_Ch128

DUT: 192933

Communication System: GSM850; Frequency: 824.2 MHz; Duty Cycle: 1:4

Medium: MSL_850_111101 Medium parameters used : $f = 824.2$ MHz; $\sigma = 0.984$ mho/m; $\epsilon_r =$

54.798 ; $\rho = 1000$ kg/m³

Ambient Temperature : 22.5 °C ; Liquid Temperature : 21.5 °C

DASY5 Configuration:

- Probe: ES3DV3 - SN3270; ConvF(6.16, 6.16, 6.16); Calibrated: 2011/9/12
- Sensor-Surface: 4mm (Mechanical Surface Detection)
- Electronics: DAE4 Sn1279; Calibrated: 2011/6/17
- Phantom: SAM Left; Type: QD000P40CD; Serial: TP:1542
- Measurement SW: DASY52, Version 52.6 (2); SEMCAD X Version 14.4.5 (3634)

Ch128/Area Scan (41x71x1): Measurement grid: dx=20mm, dy=20mm

Maximum value of SAR (interpolated) = 1.043 mW/g

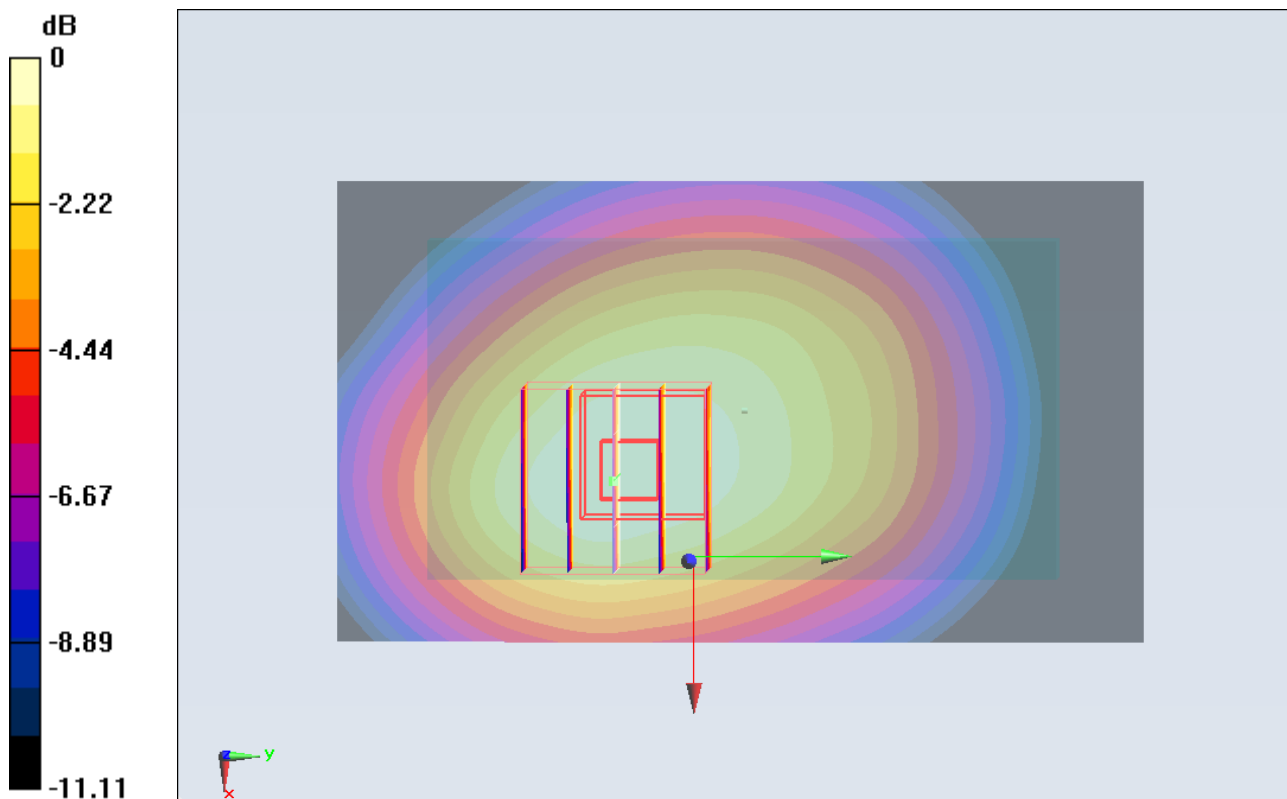
Ch128/Zoom Scan (5x5x7)/Cube 0: Measurement grid: dx=8mm, dy=8mm, dz=5mm

Reference Value = 29.236 V/m; Power Drift = 0.12 dB

Peak SAR (extrapolated) = 1.321 W/kg

SAR(1 g) = 0.953 mW/g; SAR(10 g) = 0.688 mW/g

Maximum value of SAR (measured) = 1.012 mW/g



0 dB = 1.010mW/g

#04 GSM850_DTM9_Back_1cm_Ch128

DUT: 192933

Communication System: GSM850; Frequency: 824.2 MHz; Duty Cycle: 1:4

Medium: MSL_850_111101 Medium parameters used : $f = 824.2$ MHz; $\sigma = 0.984$ mho/m; $\epsilon_r =$

54.798 ; $\rho = 1000$ kg/m³

Ambient Temperature : 22.5 °C ; Liquid Temperature : 21.5 °C

DASY5 Configuration:

- Probe: ES3DV3 - SN3270; ConvF(6.16, 6.16, 6.16); Calibrated: 2011/9/12
- Sensor-Surface: 4mm (Mechanical Surface Detection)
- Electronics: DAE4 Sn1279; Calibrated: 2011/6/17
- Phantom: SAM Left; Type: QD000P40CD; Serial: TP:1542
- Measurement SW: DASY52, Version 52.6 (2); SEMCAD X Version 14.4.5 (3634)

Ch128/Area Scan (41x71x1): Measurement grid: dx=20mm, dy=20mm

Maximum value of SAR (interpolated) = 1.464 mW/g

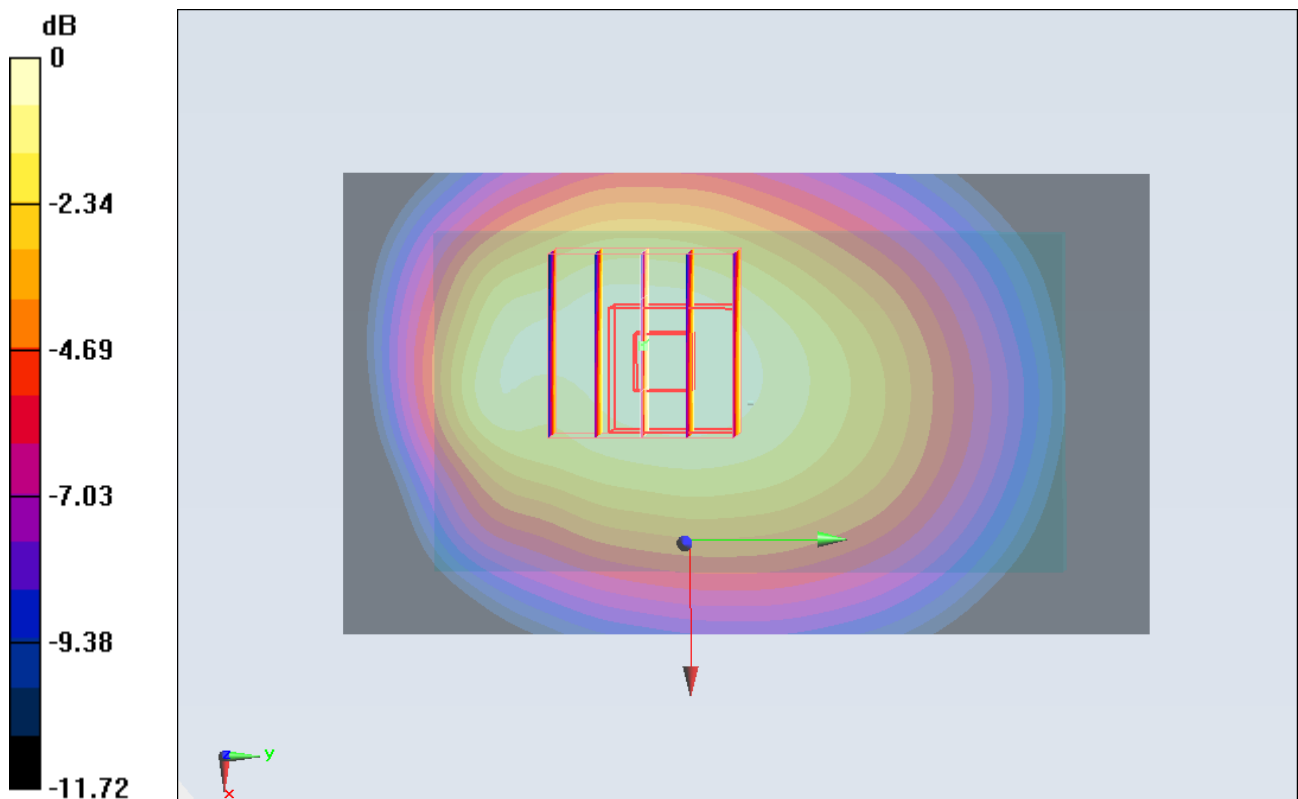
Ch128/Zoom Scan (5x5x7)/Cube 0: Measurement grid: dx=8mm, dy=8mm, dz=5mm

Reference Value = 35.836 V/m; Power Drift = -0.05 dB

Peak SAR (extrapolated) = 1.968 W/kg

SAR(1 g) = 1.39 mW/g; SAR(10 g) = 0.982 mW/g

Maximum value of SAR (measured) = 1.459 mW/g



0 dB = 1.460mW/g

#02 GSM850_DTM9_Front_1cm_Ch189

DUT: 192933

Communication System: GSM850; Frequency: 836.4 MHz; Duty Cycle: 1:4

Medium: MSL_850_111101 Medium parameters used : $f = 836.4$ MHz; $\sigma = 0.996$ mho/m; $\epsilon_r =$

54.716 ; $\rho = 1000$ kg/m³

Ambient Temperature : 22.5 °C ; Liquid Temperature : 21.5 °C

DASY5 Configuration:

- Probe: ES3DV3 - SN3270; ConvF(6.16, 6.16, 6.16); Calibrated: 2011/9/12
- Sensor-Surface: 4mm (Mechanical Surface Detection)
- Electronics: DAE4 Sn1279; Calibrated: 2011/6/17
- Phantom: SAM Left; Type: QD000P40CD; Serial: TP:1542
- Measurement SW: DASY52, Version 52.6 (2); SEMCAD X Version 14.4.5 (3634)

Ch189/Area Scan (41x71x1): Measurement grid: dx=20mm, dy=20mm

Maximum value of SAR (interpolated) = 0.903 mW/g

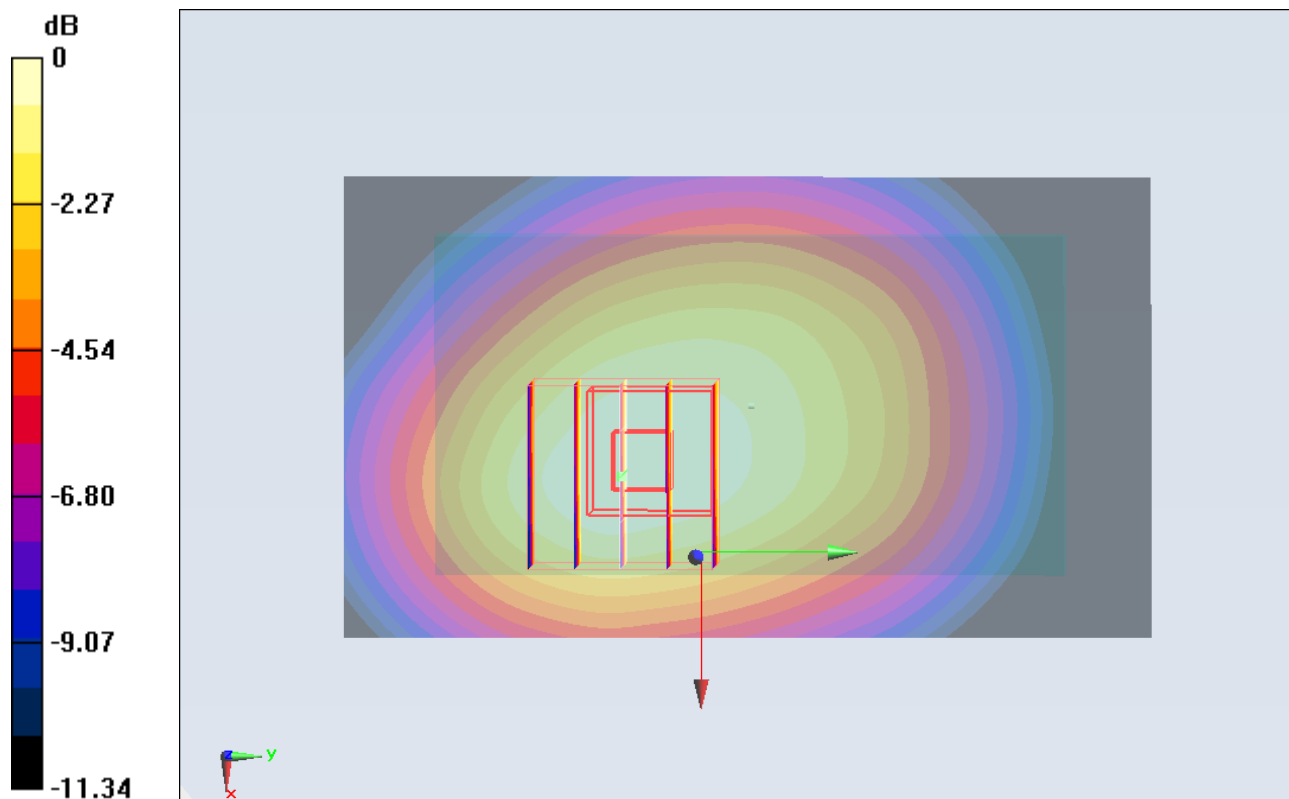
Ch189/Zoom Scan (5x5x7)/Cube 0: Measurement grid: dx=8mm, dy=8mm, dz=5mm

Reference Value = 27.199 V/m; Power Drift = 0.06 dB

Peak SAR (extrapolated) = 1.188 W/kg

SAR(1 g) = 0.841 mW/g; SAR(10 g) = 0.604 mW/g

Maximum value of SAR (measured) = 0.888 mW/g



0 dB = 0.890mW/g

#03 GSM850_DTM9_Front_1cm_Ch251

DUT: 192933

Communication System: GSM850; Frequency: 848.8 MHz; Duty Cycle: 1:4

Medium: MSL_850_111101 Medium parameters used: $f = 849$ MHz; $\sigma = 1.008$ mho/m; $\epsilon_r = 54.615$;

$\rho = 1000$ kg/m³

Ambient Temperature : 21.5 °C ; Liquid Temperature : 22.5 °C

DASY5 Configuration:

- Probe: ES3DV3 - SN3270; ConvF(6.16, 6.16, 6.16); Calibrated: 2011/9/12
- Sensor-Surface: 4mm (Mechanical Surface Detection)
- Electronics: DAE4 Sn1279; Calibrated: 2011/6/17
- Phantom: SAM Left; Type: QD000P40CD; Serial: TP:1542
- Measurement SW: DASY52, Version 52.6 (2); SEMCAD X Version 14.4.5 (3634)

Ch251/Area Scan (41x71x1): Measurement grid: dx=20mm, dy=20mm

Maximum value of SAR (interpolated) = 0.780 mW/g

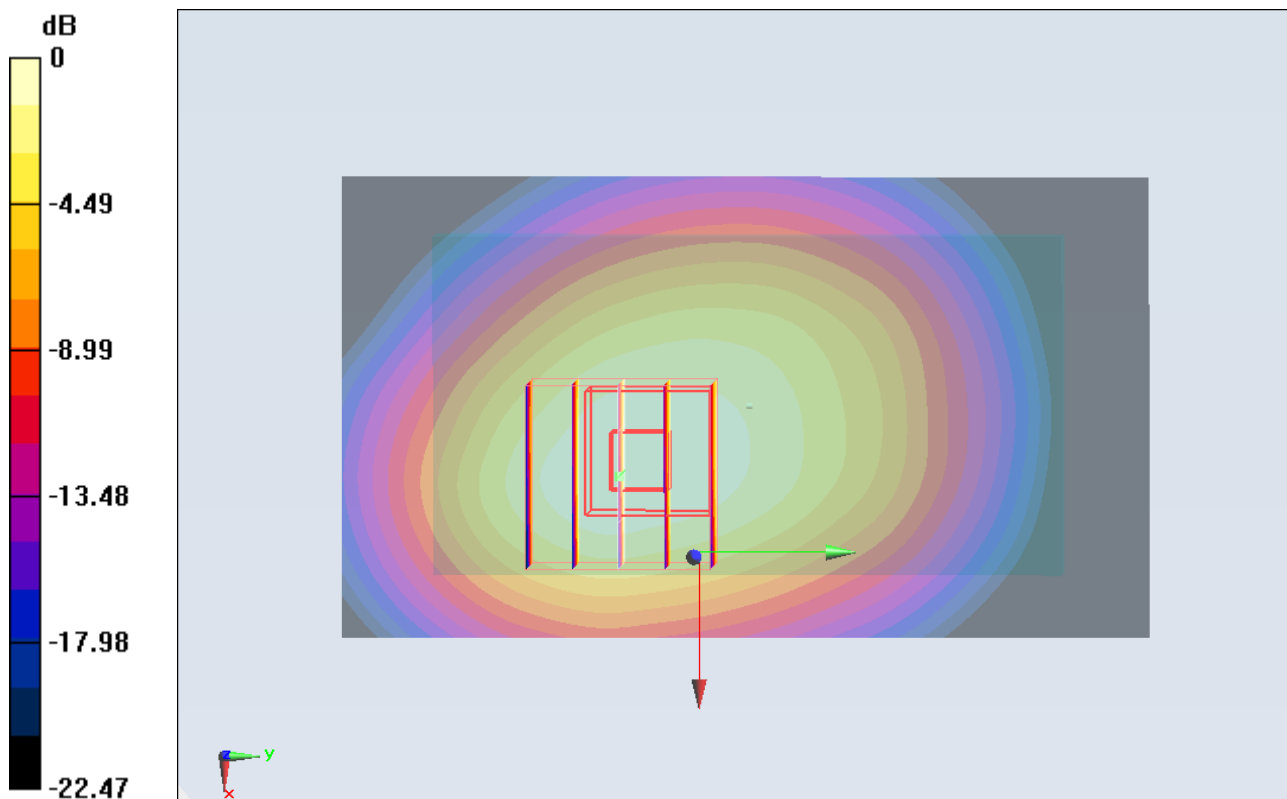
Ch251/Zoom Scan (5x5x7)/Cube 0: Measurement grid: dx=8mm, dy=8mm, dz=5mm

Reference Value = 25.225 V/m; Power Drift = 0.12 dB

Peak SAR (extrapolated) = 1.022 W/kg

SAR(1 g) = 0.721 mW/g; SAR(10 g) = 0.520 mW/g

Maximum value of SAR (measured) = 0.762 mW/g



0 dB = 0.780mW/g

#05 GSM850_DTM9_Back_1cm_Ch189

DUT: 192933

Communication System: GSM850; Frequency: 836.4 MHz; Duty Cycle: 1:4

Medium: MSL_850_111101 Medium parameters used : $f = 836.4$ MHz; $\sigma = 0.996$ mho/m; $\epsilon_r =$

54.716 ; $\rho = 1000$ kg/m³

Ambient Temperature : 22.5 °C ; Liquid Temperature : 21.5 °C

DASY5 Configuration:

- Probe: ES3DV3 - SN3270; ConvF(6.16, 6.16, 6.16); Calibrated: 2011/9/12
- Sensor-Surface: 4mm (Mechanical Surface Detection)
- Electronics: DAE4 Sn1279; Calibrated: 2011/6/17
- Phantom: SAM Left; Type: QD000P40CD; Serial: TP:1542
- Measurement SW: DASY52, Version 52.6 (2); SEMCAD X Version 14.4.5 (3634)

Ch189/Area Scan (41x71x1): Measurement grid: dx=20mm, dy=20mm

Maximum value of SAR (interpolated) = 1.262 mW/g

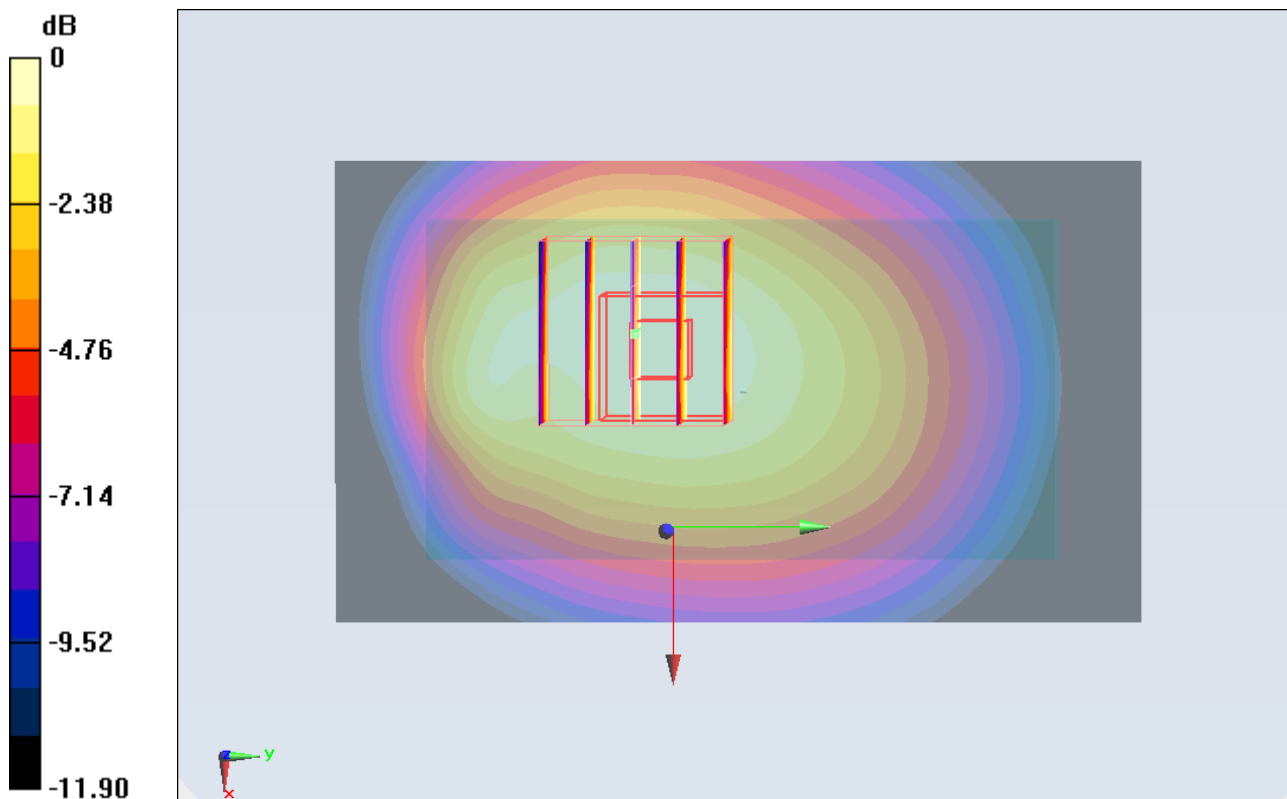
Ch189/Zoom Scan (5x5x7)/Cube 0: Measurement grid: dx=8mm, dy=8mm, dz=5mm

Reference Value = 33.160 V/m; Power Drift = 0.02 dB

Peak SAR (extrapolated) = 1.700 W/kg

SAR(1 g) = 1.2 mW/g; SAR(10 g) = 0.846 mW/g

Maximum value of SAR (measured) = 1.261 mW/g



0 dB = 1.260mW/g

#06 GSM850_DTM9_Back_1cm_Ch251

DUT: 192933

Communication System: GSM850; Frequency: 848.8 MHz; Duty Cycle: 1:4

Medium: MSL_850_111101 Medium parameters used: $f = 849$ MHz; $\sigma = 1.008$ mho/m; $\epsilon_r = 54.615$;

$\rho = 1000$ kg/m³

Ambient Temperature : 22.5 °C ; Liquid Temperature : 21.5 °C

DASY5 Configuration:

- Probe: ES3DV3 - SN3270; ConvF(6.16, 6.16, 6.16); Calibrated: 2011/9/12
- Sensor-Surface: 4mm (Mechanical Surface Detection)
- Electronics: DAE4 Sn1279; Calibrated: 2011/6/17
- Phantom: SAM Left; Type: QD000P40CD; Serial: TP:1542
- Measurement SW: DASY52, Version 52.6 (2); SEMCAD X Version 14.4.5 (3634)

Ch251/Area Scan (41x71x1): Measurement grid: dx=20mm, dy=20mm

Maximum value of SAR (interpolated) = 1.103 mW/g

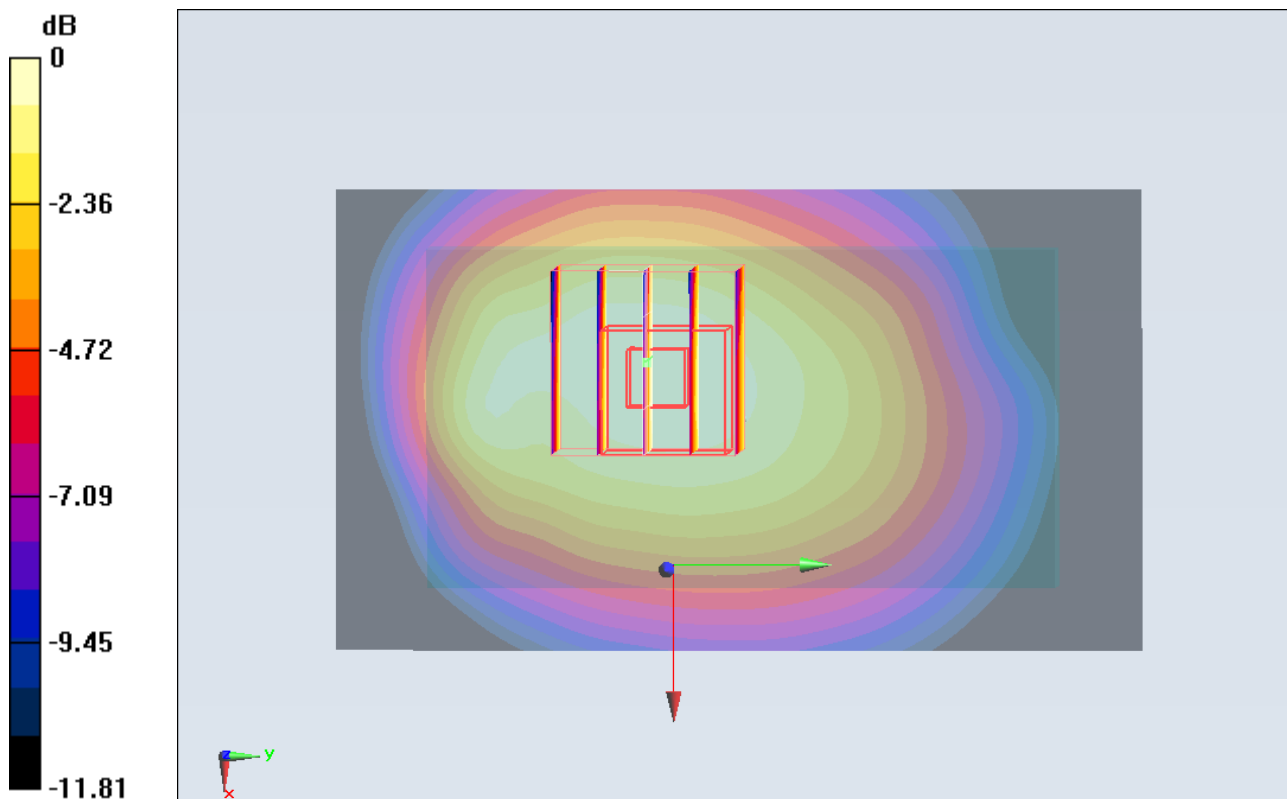
Ch251/Zoom Scan (5x5x7)/Cube 0: Measurement grid: dx=8mm, dy=8mm, dz=5mm

Reference Value = 30.826 V/m; Power Drift = 0.07 dB

Peak SAR (extrapolated) = 1.500 W/kg

SAR(1 g) = 1.05 mW/g; SAR(10 g) = 0.744 mW/g

Maximum value of SAR (measured) = 1.109 mW/g



0 dB = 1.110mW/g

#10 GSM850_DTM9_Back_1cm_Ch128_Earphone

DUT: 192933

Communication System: GSM850; Frequency: 824.2 MHz; Duty Cycle: 1:4

Medium: MSL_850_111101 Medium parameters used : $f = 824.2$ MHz; $\sigma = 0.984$ mho/m; $\epsilon_r =$

54.798 ; $\rho = 1000$ kg/m³

Ambient Temperature : 22.5 °C ; Liquid Temperature : 21.5 °C

DASY5 Configuration:

- Probe: ES3DV3 - SN3270; ConvF(6.16, 6.16, 6.16); Calibrated: 2011/9/12
- Sensor-Surface: 4mm (Mechanical Surface Detection)
- Electronics: DAE4 Sn1279; Calibrated: 2011/6/17
- Phantom: SAM Left; Type: QD000P40CD; Serial: TP:1542
- Measurement SW: DASY52, Version 52.6 (2); SEMCAD X Version 14.4.5 (3634)

Ch128/Area Scan (41x71x1): Measurement grid: dx=20mm, dy=20mm

Maximum value of SAR (interpolated) = 1.317 mW/g

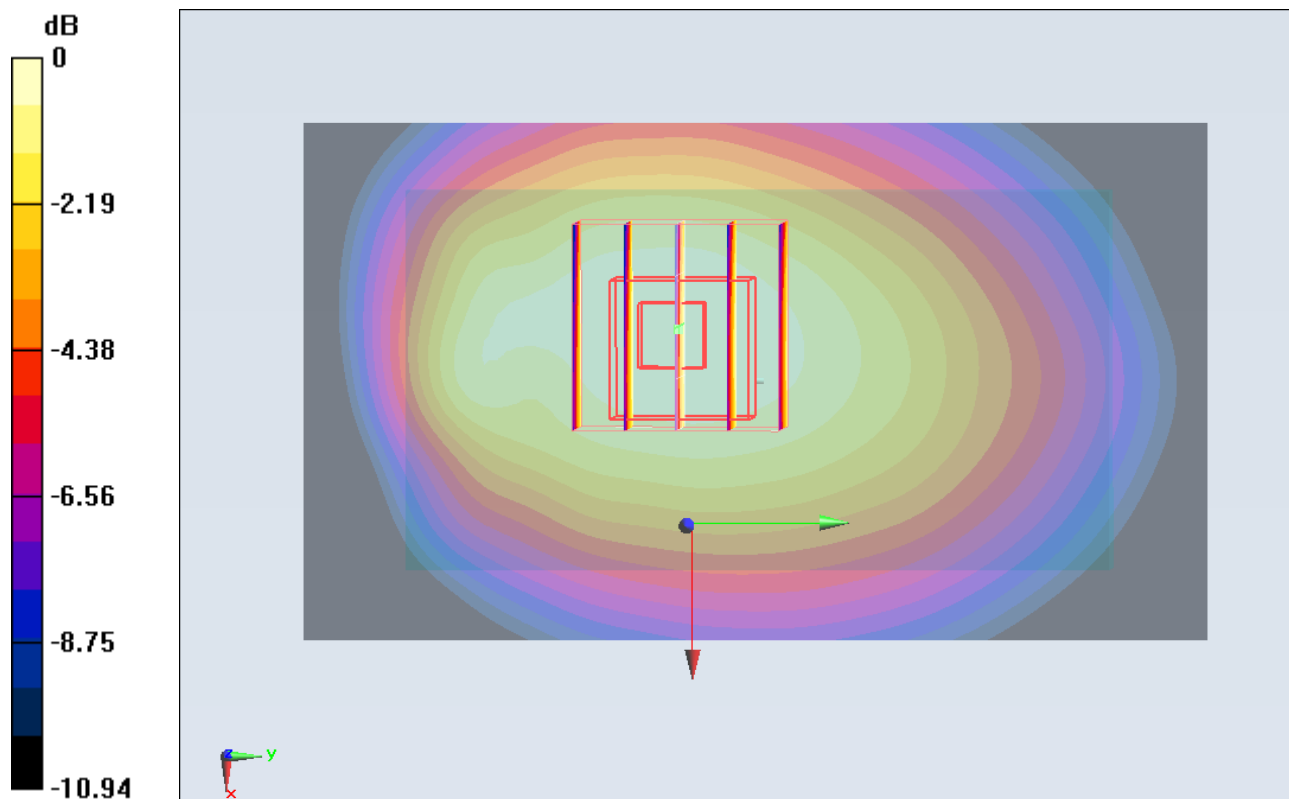
Ch128/Zoom Scan (5x5x7)/Cube 0: Measurement grid: dx=8mm, dy=8mm, dz=5mm

Reference Value = 34.942 V/m; Power Drift = -0.16 dB

Peak SAR (extrapolated) = 1.685 W/kg

SAR(1 g) = 1.23 mW/g; SAR(10 g) = 0.877 mW/g

Maximum value of SAR (measured) = 1.295 mW/g



0 dB = 1.290mW/g

#11 GSM850_DTM9_Back_1cm_Ch189_Earphone

DUT: 192933

Communication System: GSM850; Frequency: 836.4 MHz; Duty Cycle: 1:4

Medium: MSL_850_111101 Medium parameters used : $f = 836.4$ MHz; $\sigma = 0.996$ mho/m; $\epsilon_r =$

54.716 ; $\rho = 1000$ kg/m³

Ambient Temperature : 22.5 °C ; Liquid Temperature : 21.5 °C

DASY5 Configuration:

- Probe: ES3DV3 - SN3270; ConvF(6.16, 6.16, 6.16); Calibrated: 2011/9/12
- Sensor-Surface: 4mm (Mechanical Surface Detection)
- Electronics: DAE4 Sn1279; Calibrated: 2011/6/17
- Phantom: SAM Left; Type: QD000P40CD; Serial: TP:1542
- Measurement SW: DASY52, Version 52.6 (2); SEMCAD X Version 14.4.5 (3634)

Ch189/Area Scan (41x71x1): Measurement grid: dx=20mm, dy=20mm

Maximum value of SAR (interpolated) = 1.140 mW/g

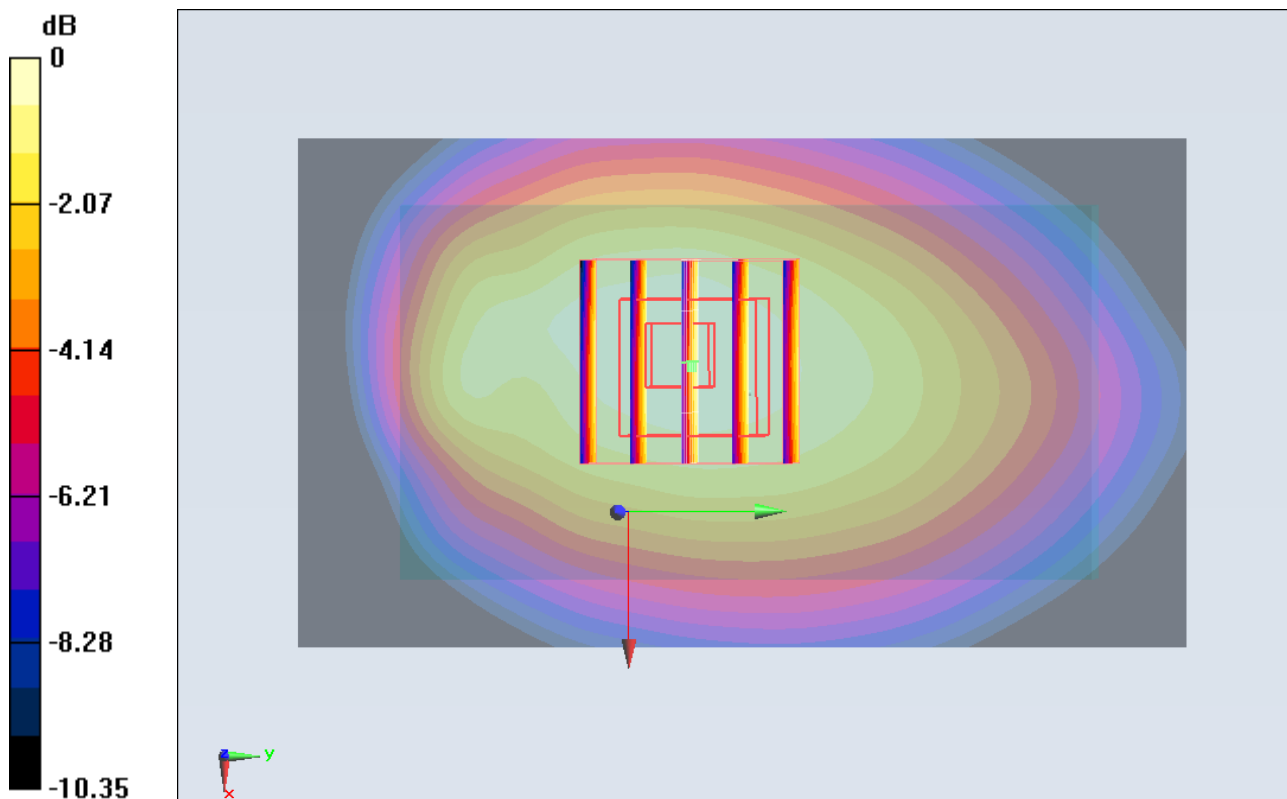
Ch189/Zoom Scan (5x5x7)/Cube 0: Measurement grid: dx=8mm, dy=8mm, dz=5mm

Reference Value = 32.889 V/m; Power Drift = 0.08 dB

Peak SAR (extrapolated) = 1.488 W/kg

SAR(1 g) = 1.09 mW/g; SAR(10 g) = 0.787 mW/g

Maximum value of SAR (measured) = 1.152 mW/g



0 dB = 1.150mW/g

#12 GSM850_DTM9_Back_1cm_Ch251_Earphone

DUT: 192933

Communication System: GSM850; Frequency: 848.8 MHz; Duty Cycle: 1:4

Medium: MSL_850_111101 Medium parameters used: $f = 849$ MHz; $\sigma = 1.008$ mho/m; $\epsilon_r = 54.615$;

$\rho = 1000$ kg/m³

Ambient Temperature : 22.5 °C; Liquid Temperature : 21.5 °C

DASY5 Configuration:

- Probe: ES3DV3 - SN3270; ConvF(6.16, 6.16, 6.16); Calibrated: 2011/9/12
- Sensor-Surface: 4mm (Mechanical Surface Detection)
- Electronics: DAE4 Sn1279; Calibrated: 2011/6/17
- Phantom: SAM Left; Type: QD000P40CD; Serial: TP:1542
- Measurement SW: DASY52, Version 52.6 (2); SEMCAD X Version 14.4.5 (3634)

Ch251/Area Scan (41x71x1): Measurement grid: dx=20mm, dy=20mm

Maximum value of SAR (interpolated) = 0.936 mW/g

Ch251/Zoom Scan (5x5x7)/Cube 0: Measurement grid: dx=8mm, dy=8mm, dz=5mm

Reference Value = 30.495 V/m; Power Drift = -0.02 dB

Peak SAR (extrapolated) = 1.188 W/kg

SAR(1 g) = 0.890 mW/g; SAR(10 g) = 0.653 mW/g

Maximum value of SAR (measured) = 0.939 mW/g

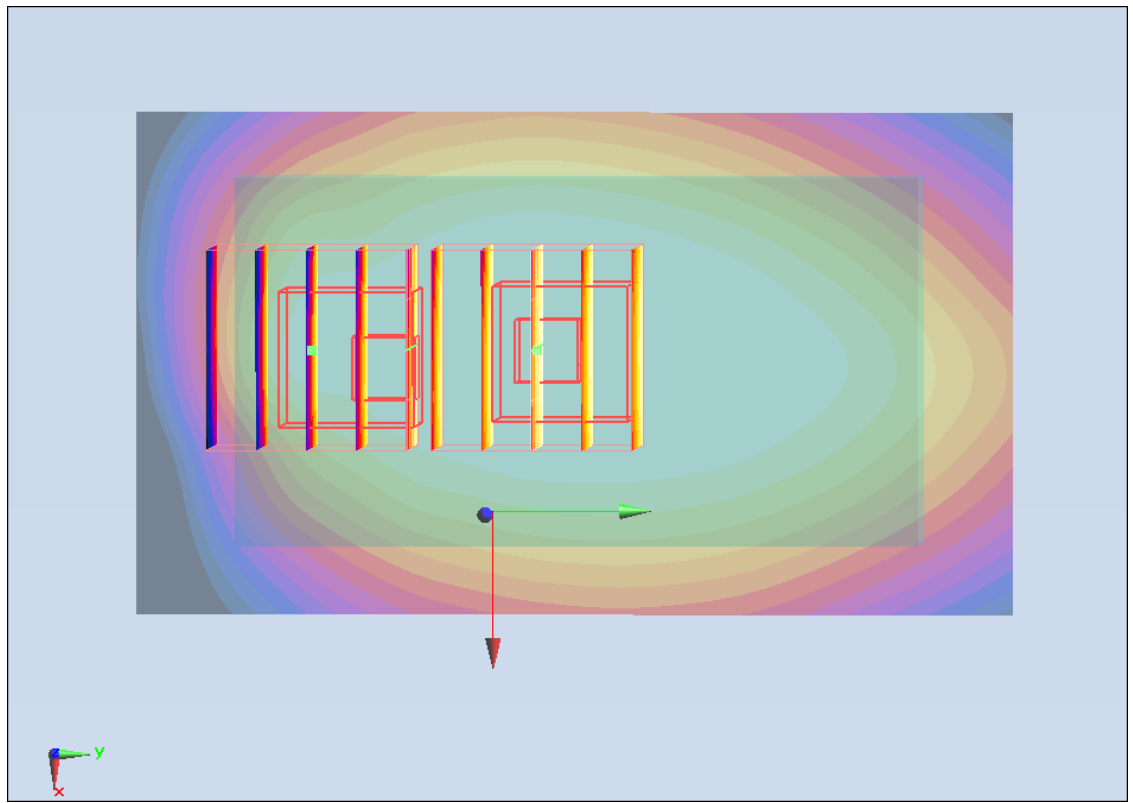
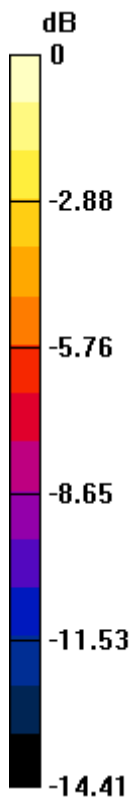
Ch251/Zoom Scan (5x5x7)/Cube 1: Measurement grid: dx=8mm, dy=8mm, dz=5mm

Reference Value = 30.495 V/m; Power Drift = -0.02 dB

Peak SAR (extrapolated) = 0.934 W/kg

SAR(1 g) = 0.635 mW/g; SAR(10 g) = 0.418 mW/g

Maximum value of SAR (measured) = 0.737 mW/g



0 dB = 0.740mW/g

#13 GSM1900_DTM9_Front_1cm_Ch661

DUT: 192933

Communication System: GSM 1900; Frequency: 1880 MHz; Duty Cycle: 1:4

Medium: MSL_1900_111101 Medium parameters used: $f = 1880$ MHz; $\sigma = 1.528$ mho/m; $\epsilon_r =$

52.037 ; $\rho = 1000$ kg/m³

Ambient Temperature : 22.3 °C ; Liquid Temperature : 21.3 °C

DASY5 Configuration:

- Probe: ES3DV3 - SN3270; ConvF(4.64, 4.64, 4.64); Calibrated: 2011/9/12
- Sensor-Surface: 4mm (Mechanical Surface Detection)
- Electronics: DAE4 Sn1279; Calibrated: 2011/6/17
- Phantom: SAM Right; Type: QD000P40CD; Serial: TP:1644
- Measurement SW: DASY52, Version 52.6 (2); SEMCAD X Version 14.4.5 (3634)

Ch661/Area Scan (41x71x1): Measurement grid: dx=20mm, dy=20mm

Maximum value of SAR (interpolated) = 0.678 mW/g

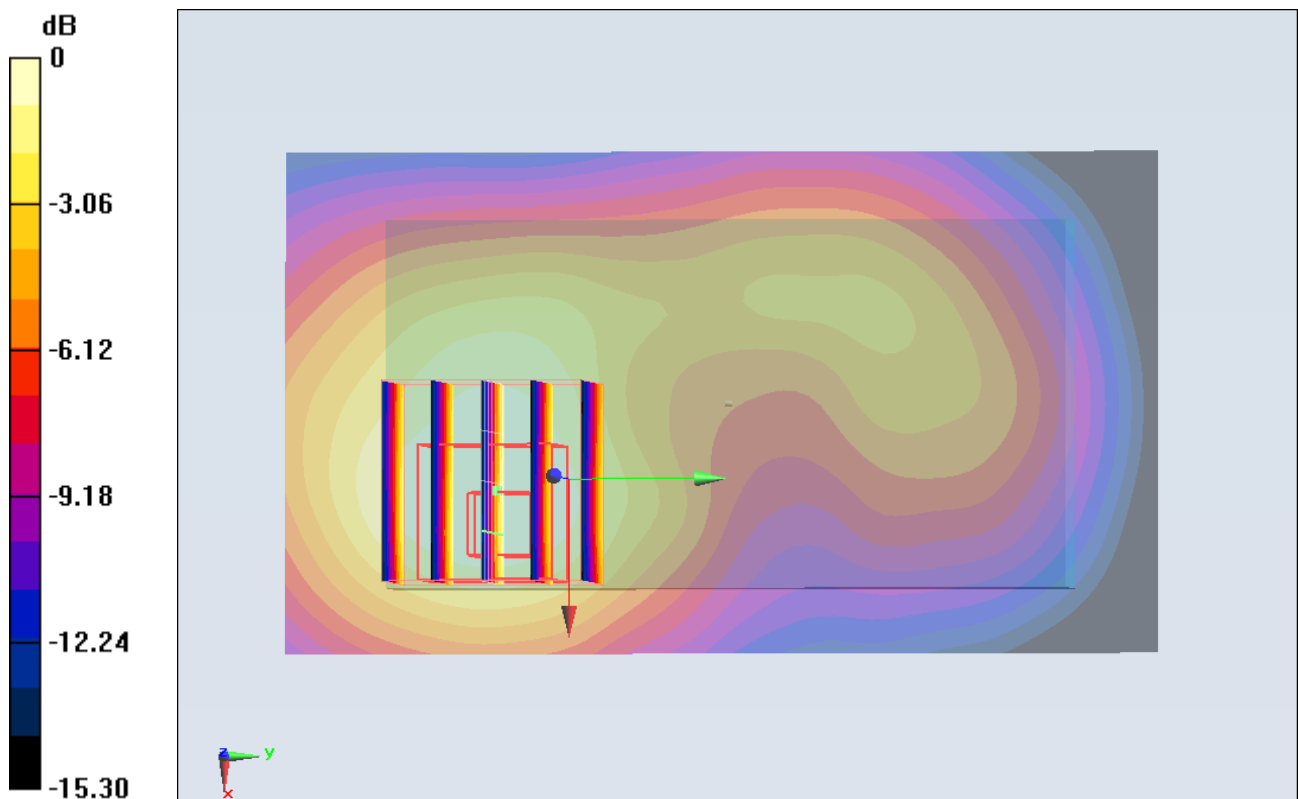
Ch661/Zoom Scan (5x5x7)/Cube 0: Measurement grid: dx=8mm, dy=8mm, dz=5mm

Reference Value = 9.530 V/m; Power Drift = -0.18 dB

Peak SAR (extrapolated) = 0.928 W/kg

SAR(1 g) = 0.526 mW/g; SAR(10 g) = 0.302 mW/g

Maximum value of SAR (measured) = 0.581 mW/g



0 dB = 0.580mW/g

#14 GSM1900_DTM9_Back_1cm_Ch661

DUT: 192933

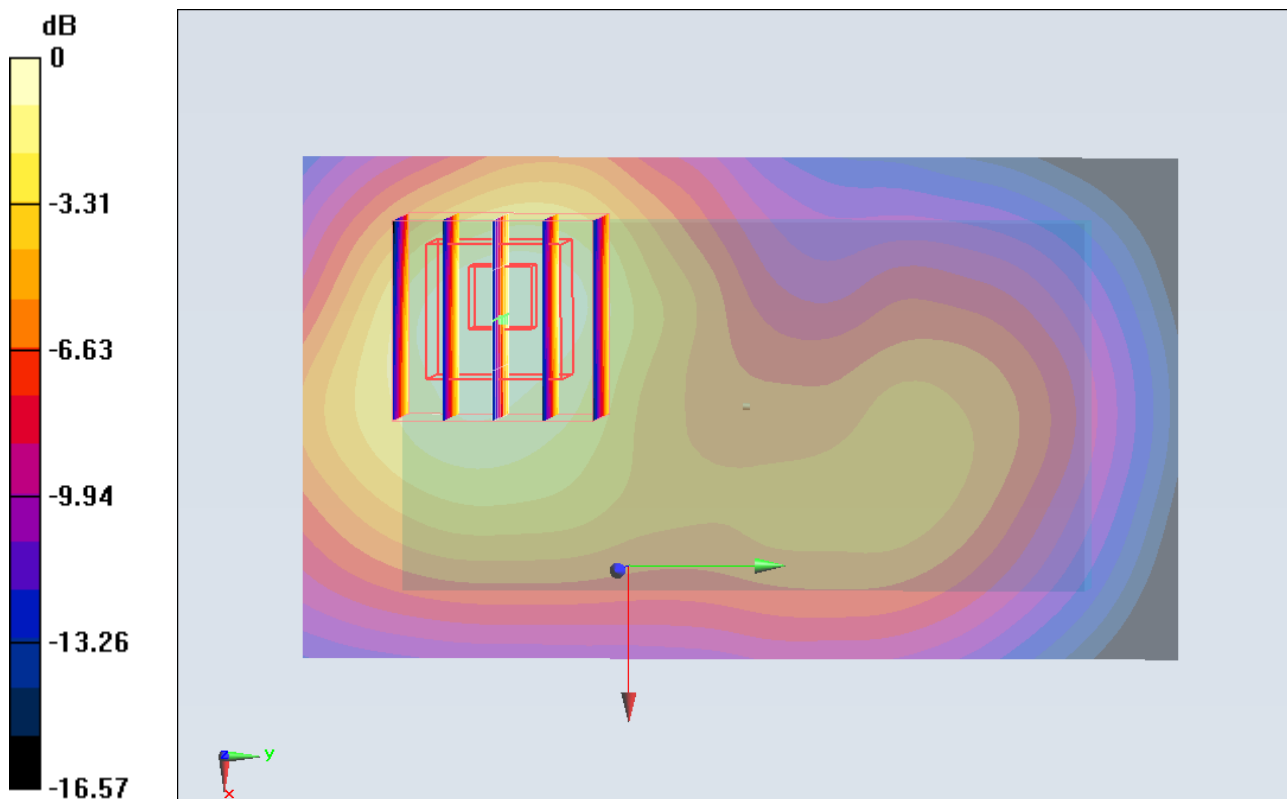
Communication System: GSM 1900; Frequency: 1880 MHz; Duty Cycle: 1:4
 Medium: MSL_1900_111101 Medium parameters used: $f = 1880$ MHz; $\sigma = 1.528$ mho/m; $\epsilon_r = 52.037$; $\rho = 1000$ kg/m³
 Ambient Temperature : 22.3 °C ; Liquid Temperature : 21.3 °C

DASY5 Configuration:

- Probe: ES3DV3 - SN3270; ConvF(4.64, 4.64, 4.64); Calibrated: 2011/9/12
- Sensor-Surface: 4mm (Mechanical Surface Detection)
- Electronics: DAE4 Sn1279; Calibrated: 2011/6/17
- Phantom: SAM Right; Type: QD000P40CD; Serial: TP:1644
- Measurement SW: DASY52, Version 52.6 (2); SEMCAD X Version 14.4.5 (3634)

Ch661/Area Scan (41x71x1): Measurement grid: dx=20mm, dy=20mm
 Maximum value of SAR (interpolated) = 0.738 mW/g

Ch661/Zoom Scan (5x5x7)/Cube 0: Measurement grid: dx=8mm, dy=8mm, dz=5mm
 Reference Value = 9.790 V/m; Power Drift = -0.04 dB
 Peak SAR (extrapolated) = 1.115 W/kg
SAR(1 g) = 0.630 mW/g; SAR(10 g) = 0.355 mW/g
 Maximum value of SAR (measured) = 0.669 mW/g



0 dB = 0.670mW/g

#15 GSM1900_DTM9_Left Side_1cm_Ch661

DUT: 192933

Communication System: GSM 1900; Frequency: 1880 MHz; Duty Cycle: 1:4

Medium: MSL_1900_111101 Medium parameters used: $f = 1880$ MHz; $\sigma = 1.528$ mho/m; $\epsilon_r =$

52.037 ; $\rho = 1000$ kg/m³

Ambient Temperature : 22.3 °C; Liquid Temperature : 21.3 °C

DASY5 Configuration:

- Probe: ES3DV3 - SN3270; ConvF(4.64, 4.64, 4.64); Calibrated: 2011/9/12
- Sensor-Surface: 4mm (Mechanical Surface Detection)
- Electronics: DAE4 Sn1279; Calibrated: 2011/6/17
- Phantom: SAM Right; Type: QD000P40CD; Serial: TP:1644
- Measurement SW: DASY52, Version 52.6 (2); SEMCAD X Version 14.4.5 (3634)

Ch661/Area Scan (31x71x1): Measurement grid: dx=20mm, dy=20mm

Maximum value of SAR (interpolated) = 0.156 mW/g

Ch661/Zoom Scan (5x5x7)/Cube 0: Measurement grid: dx=8mm, dy=8mm, dz=5mm

Reference Value = 9.624 V/m; Power Drift = 0.0083 dB

Peak SAR (extrapolated) = 0.233 W/kg

SAR(1 g) = 0.143 mW/g; SAR(10 g) = 0.086 mW/g

Maximum value of SAR (measured) = 0.155 mW/g

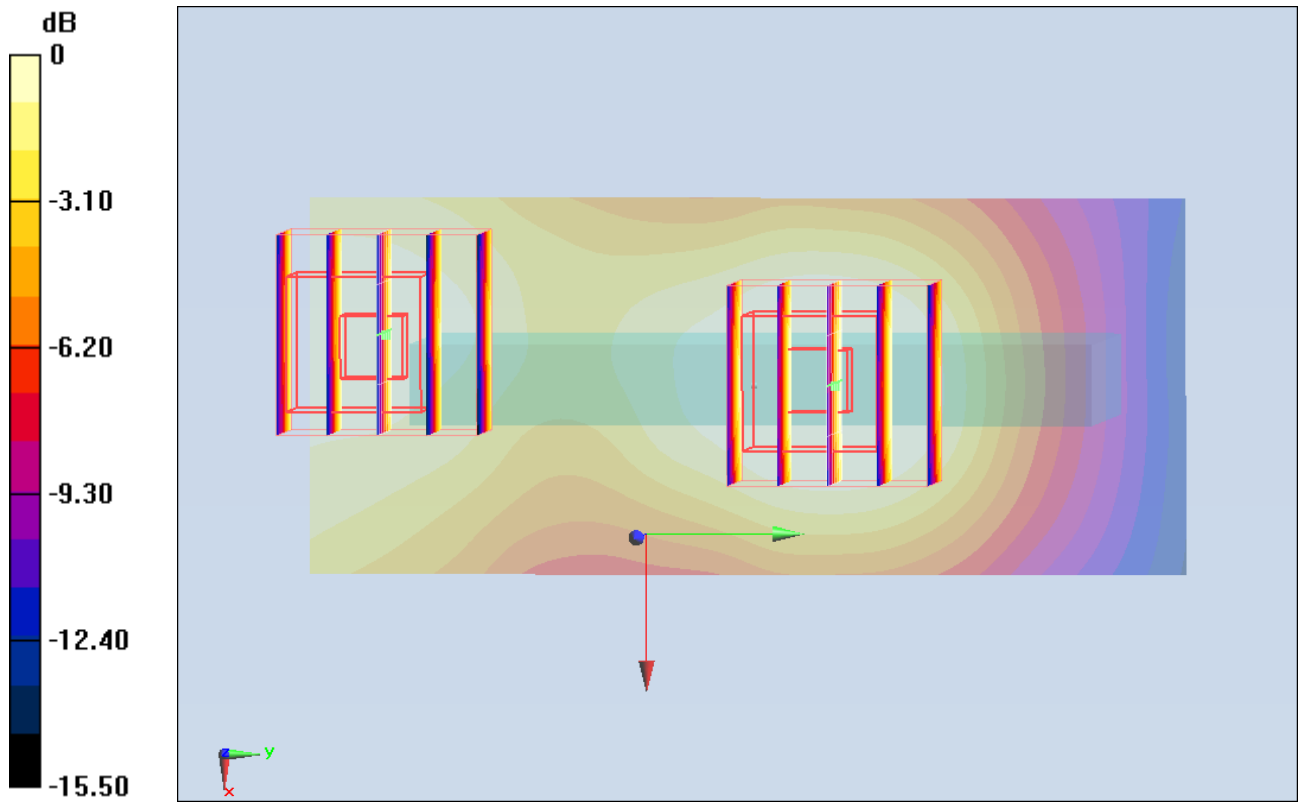
Ch661/Zoom Scan (5x5x7)/Cube 1: Measurement grid: dx=8mm, dy=8mm, dz=5mm

Reference Value = 9.624 V/m; Power Drift = 0.0083 dB

Peak SAR (extrapolated) = 0.155 W/kg

SAR(1 g) = 0.098 mW/g; SAR(10 g) = 0.062 mW/g

Maximum value of SAR (measured) = 0.105 mW/g



0 dB = 0.110mW/g

#16 GSM1900_DTM9_Right Side_1cm_Ch661

DUT: 192933

Communication System: GSM 1900; Frequency: 1880 MHz; Duty Cycle: 1:4

Medium: MSL_1900_111101 Medium parameters used: $f = 1880$ MHz; $\sigma = 1.528$ mho/m; $\epsilon_r =$

52.037 ; $\rho = 1000$ kg/m³

Ambient Temperature : 22.3 °C ; Liquid Temperature : 21.3 °C

DASY5 Configuration:

- Probe: ES3DV3 - SN3270; ConvF(4.64, 4.64, 4.64); Calibrated: 2011/9/12
- Sensor-Surface: 4mm (Mechanical Surface Detection)
- Electronics: DAE4 Sn1279; Calibrated: 2011/6/17
- Phantom: SAM Right; Type: QD000P40CD; Serial: TP:1644
- Measurement SW: DASY52, Version 52.6 (2); SEMCAD X Version 14.4.5 (3634)

Ch661/Area Scan (31x71x1): Measurement grid: dx=20mm, dy=20mm

Maximum value of SAR (interpolated) = 0.216 mW/g

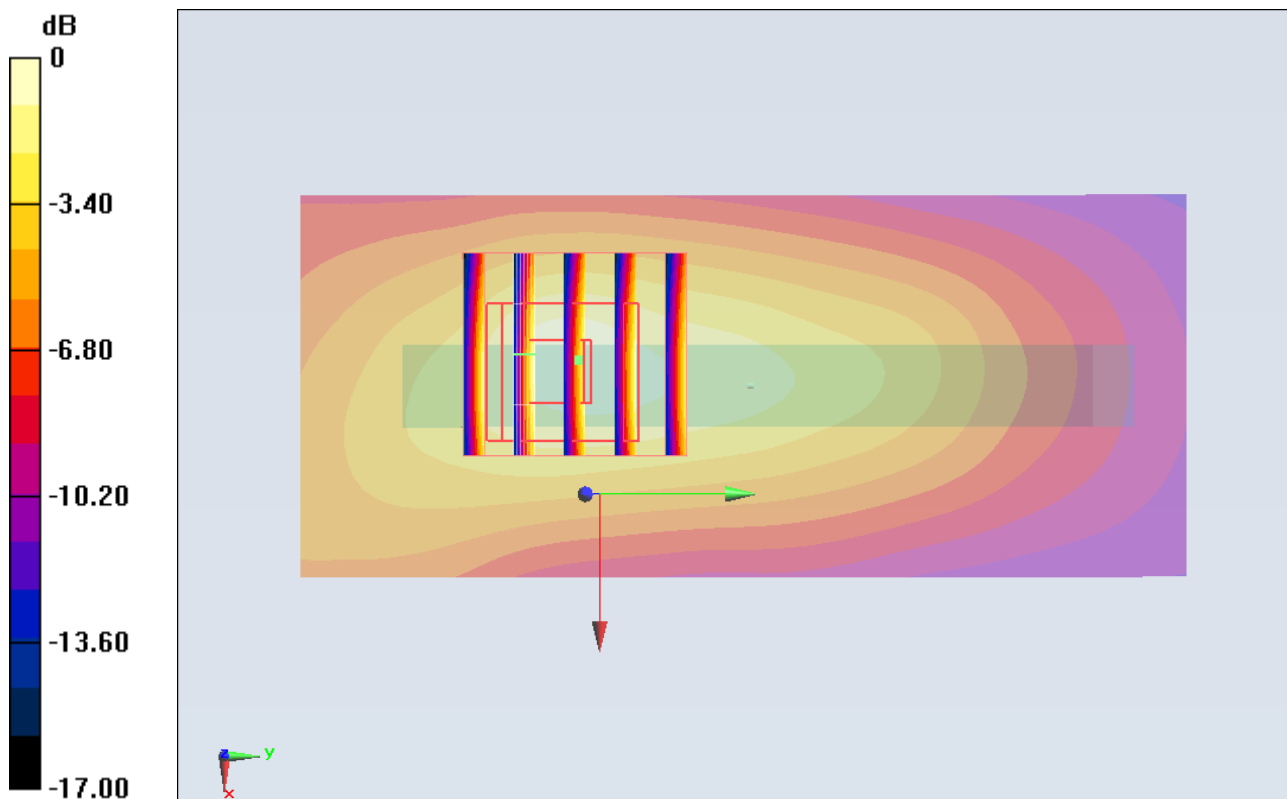
Ch661/Zoom Scan (5x5x7)/Cube 0: Measurement grid: dx=8mm, dy=8mm, dz=5mm

Reference Value = 10.048 V/m; Power Drift = 0.06 dB

Peak SAR (extrapolated) = 0.372 W/kg

SAR(1 g) = 0.215 mW/g; SAR(10 g) = 0.121 mW/g

Maximum value of SAR (measured) = 0.226 mW/g



0 dB = 0.230mW/g

#17 GSM1900_DTM9_Bottom Side_1cm_Ch661

DUT: 192933

Communication System: GSM 1900; Frequency: 1880 MHz; Duty Cycle: 1:4

Medium: MSL_1900_111101 Medium parameters used: $f = 1880$ MHz; $\sigma = 1.528$ mho/m; $\epsilon_r =$

52.037 ; $\rho = 1000$ kg/m³

Ambient Temperature : 22.3 °C ; Liquid Temperature : 21.3 °C

DASY5 Configuration:

- Probe: ES3DV3 - SN3270; ConvF(4.64, 4.64, 4.64); Calibrated: 2011/9/12
- Sensor-Surface: 4mm (Mechanical Surface Detection)
- Electronics: DAE4 Sn1279; Calibrated: 2011/6/17
- Phantom: SAM Right; Type: QD000P40CD; Serial: TP:1644
- Measurement SW: DASY52, Version 52.6 (2); SEMCAD X Version 14.4.5 (3634)

Ch661/Area Scan (31x51x1): Measurement grid: dx=20mm, dy=20mm

Maximum value of SAR (interpolated) = 0.783 mW/g

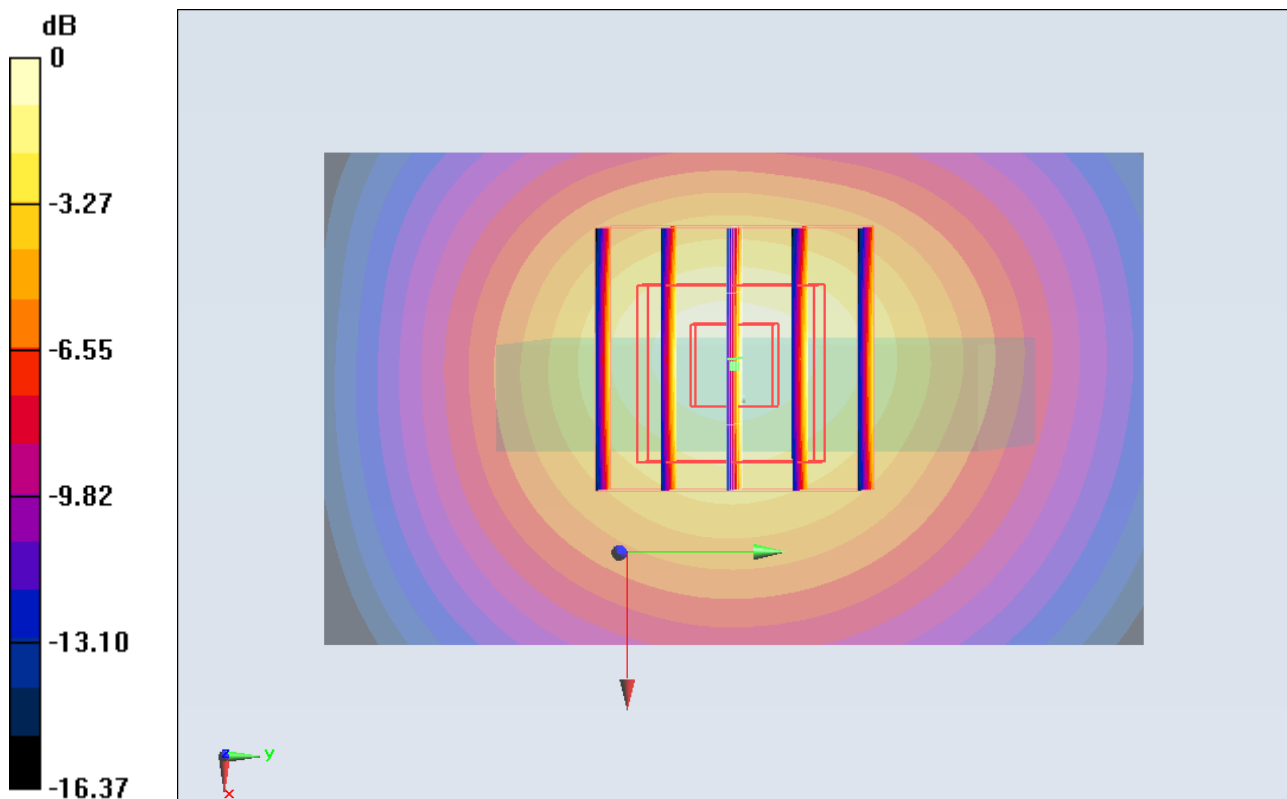
Ch661/Zoom Scan (5x5x7)/Cube 0: Measurement grid: dx=8mm, dy=8mm, dz=5mm

Reference Value = 23.503 V/m; Power Drift = -0.06 dB

Peak SAR (extrapolated) = 1.264 W/kg

SAR(1 g) = 0.759 mW/g; SAR(10 g) = 0.428 mW/g

Maximum value of SAR (measured) = 0.838 mW/g



0 dB = 0.840mW/g

#17 GSM1900_DTM9_Bottom Side_1cm_Ch661_2D

DUT: 192933

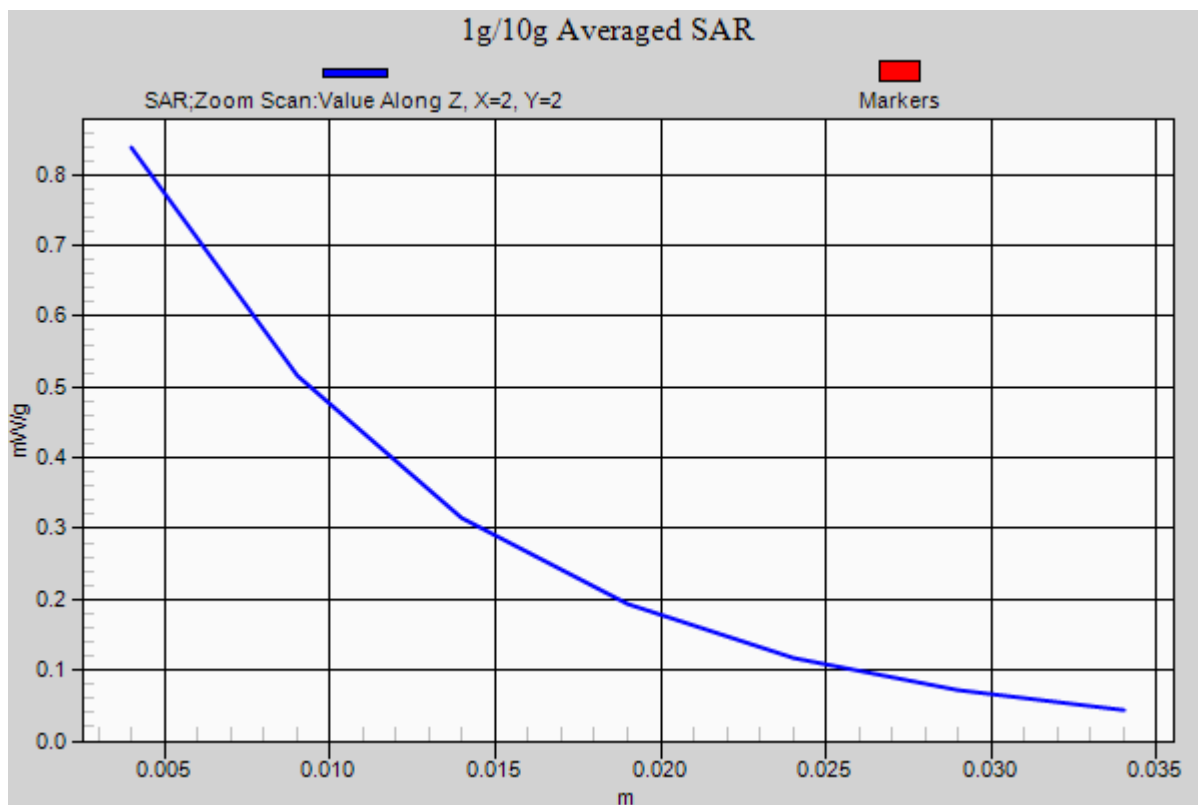
Communication System: GSM 1900; Frequency: 1880 MHz; Duty Cycle: 1:4
Medium: MSL_1900_111101 Medium parameters used: $f = 1880$ MHz; $\sigma = 1.528$ mho/m; $\epsilon_r = 52.037$; $\rho = 1000$ kg/m³
Ambient Temperature : 22.3 °C ; Liquid Temperature : 21.3 °C

DASY5 Configuration:

- Probe: ES3DV3 - SN3270; ConvF(4.64, 4.64, 4.64); Calibrated: 2011/9/12
- Sensor-Surface: 4mm (Mechanical Surface Detection)
- Electronics: DAE4 Sn1279; Calibrated: 2011/6/17
- Phantom: SAM Right; Type: QD000P40CD; Serial: TP:1644
- Measurement SW: DASY52, Version 52.6 (2); SEMCAD X Version 14.4.5 (3634)

Ch661/Area Scan (31x51x1): Measurement grid: dx=20mm, dy=20mm
Maximum value of SAR (interpolated) = 0.783 mW/g

Ch661/Zoom Scan (5x5x7)/Cube 0: Measurement grid: dx=8mm, dy=8mm, dz=5mm
Reference Value = 23.503 V/m; Power Drift = -0.06 dB
Peak SAR (extrapolated) = 1.264 W/kg
SAR(1 g) = 0.759 mW/g; SAR(10 g) = 0.428 mW/g
Maximum value of SAR (measured) = 0.838 mW/g



#13 GSM1900_DTM9_Front_1cm_Ch661

DUT: 192933

Communication System: GSM 1900; Frequency: 1880 MHz; Duty Cycle: 1:4

Medium: MSL_1900_111101 Medium parameters used: $f = 1880$ MHz; $\sigma = 1.528$ mho/m; $\epsilon_r =$

52.037 ; $\rho = 1000$ kg/m³

Ambient Temperature : 22.3 °C ; Liquid Temperature : 21.3 °C

DASY5 Configuration:

- Probe: ES3DV3 - SN3270; ConvF(4.64, 4.64, 4.64); Calibrated: 2011/9/12
- Sensor-Surface: 4mm (Mechanical Surface Detection)
- Electronics: DAE4 Sn1279; Calibrated: 2011/6/17
- Phantom: SAM Right; Type: QD000P40CD; Serial: TP:1644
- Measurement SW: DASY52, Version 52.6 (2); SEMCAD X Version 14.4.5 (3634)

Ch661/Area Scan (41x71x1): Measurement grid: dx=20mm, dy=20mm

Maximum value of SAR (interpolated) = 0.678 mW/g

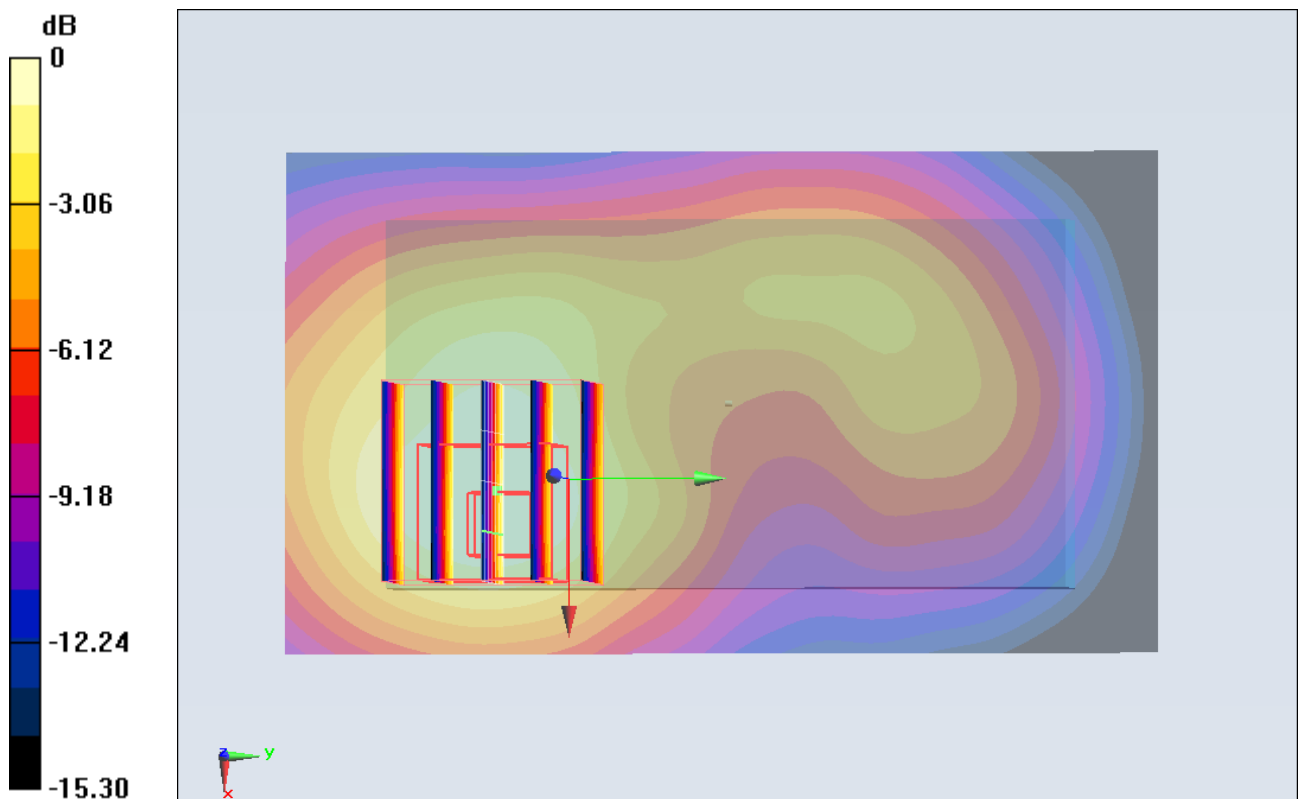
Ch661/Zoom Scan (5x5x7)/Cube 0: Measurement grid: dx=8mm, dy=8mm, dz=5mm

Reference Value = 9.530 V/m; Power Drift = -0.18 dB

Peak SAR (extrapolated) = 0.928 W/kg

SAR(1 g) = 0.526 mW/g; SAR(10 g) = 0.302 mW/g

Maximum value of SAR (measured) = 0.581 mW/g



0 dB = 0.580mW/g

#14 GSM1900_DTM9_Back_1cm_Ch661

DUT: 192933

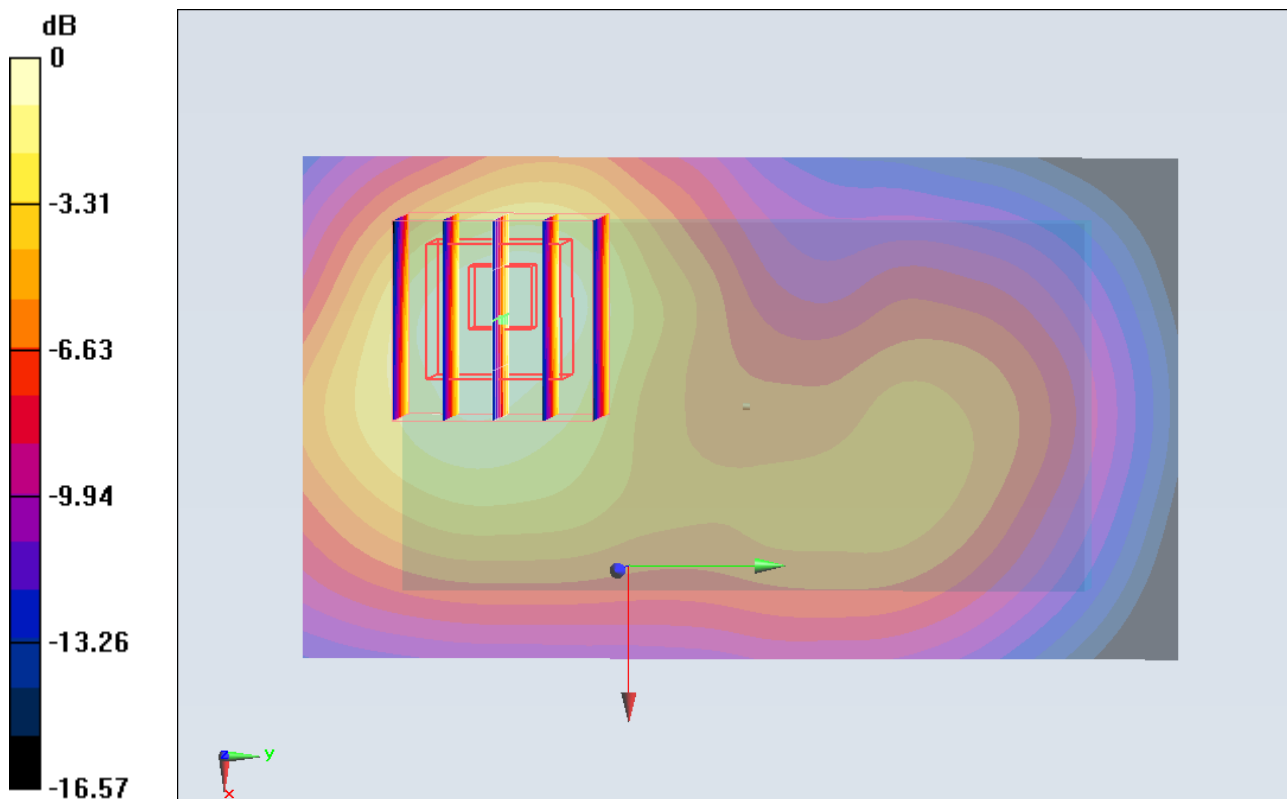
Communication System: GSM 1900; Frequency: 1880 MHz; Duty Cycle: 1:4
 Medium: MSL_1900_111101 Medium parameters used: $f = 1880$ MHz; $\sigma = 1.528$ mho/m; $\epsilon_r = 52.037$; $\rho = 1000$ kg/m³
 Ambient Temperature : 22.3 °C ; Liquid Temperature : 21.3 °C

DASY5 Configuration:

- Probe: ES3DV3 - SN3270; ConvF(4.64, 4.64, 4.64); Calibrated: 2011/9/12
- Sensor-Surface: 4mm (Mechanical Surface Detection)
- Electronics: DAE4 Sn1279; Calibrated: 2011/6/17
- Phantom: SAM Right; Type: QD000P40CD; Serial: TP:1644
- Measurement SW: DASY52, Version 52.6 (2); SEMCAD X Version 14.4.5 (3634)

Ch661/Area Scan (41x71x1): Measurement grid: dx=20mm, dy=20mm
 Maximum value of SAR (interpolated) = 0.738 mW/g

Ch661/Zoom Scan (5x5x7)/Cube 0: Measurement grid: dx=8mm, dy=8mm, dz=5mm
 Reference Value = 9.790 V/m; Power Drift = -0.04 dB
 Peak SAR (extrapolated) = 1.115 W/kg
SAR(1 g) = 0.630 mW/g; SAR(10 g) = 0.355 mW/g
 Maximum value of SAR (measured) = 0.669 mW/g



0 dB = 0.670mW/g

#18 GSM1900_DTM9_Back_1cm_Ch661_Earphone

DUT: 192933

Communication System: GSM 1900; Frequency: 1880 MHz; Duty Cycle: 1:4

Medium: MSL_1900_111101 Medium parameters used: $f = 1880$ MHz; $\sigma = 1.528$ mho/m; $\epsilon_r =$

52.037 ; $\rho = 1000$ kg/m³

Ambient Temperature : 22.3 °C ; Liquid Temperature : 21.3 °C

DASY5 Configuration:

- Probe: ES3DV3 - SN3270; ConvF(4.64, 4.64, 4.64); Calibrated: 2011/9/12
- Sensor-Surface: 4mm (Mechanical Surface Detection)
- Electronics: DAE4 Sn1279; Calibrated: 2011/6/17
- Phantom: SAM Right; Type: QD000P40CD; Serial: TP:1644
- Measurement SW: DASY52, Version 52.6 (2); SEMCAD X Version 14.4.5 (3634)

Ch661/Area Scan (41x71x1): Measurement grid: dx=20mm, dy=20mm

Maximum value of SAR (interpolated) = 0.718 mW/g

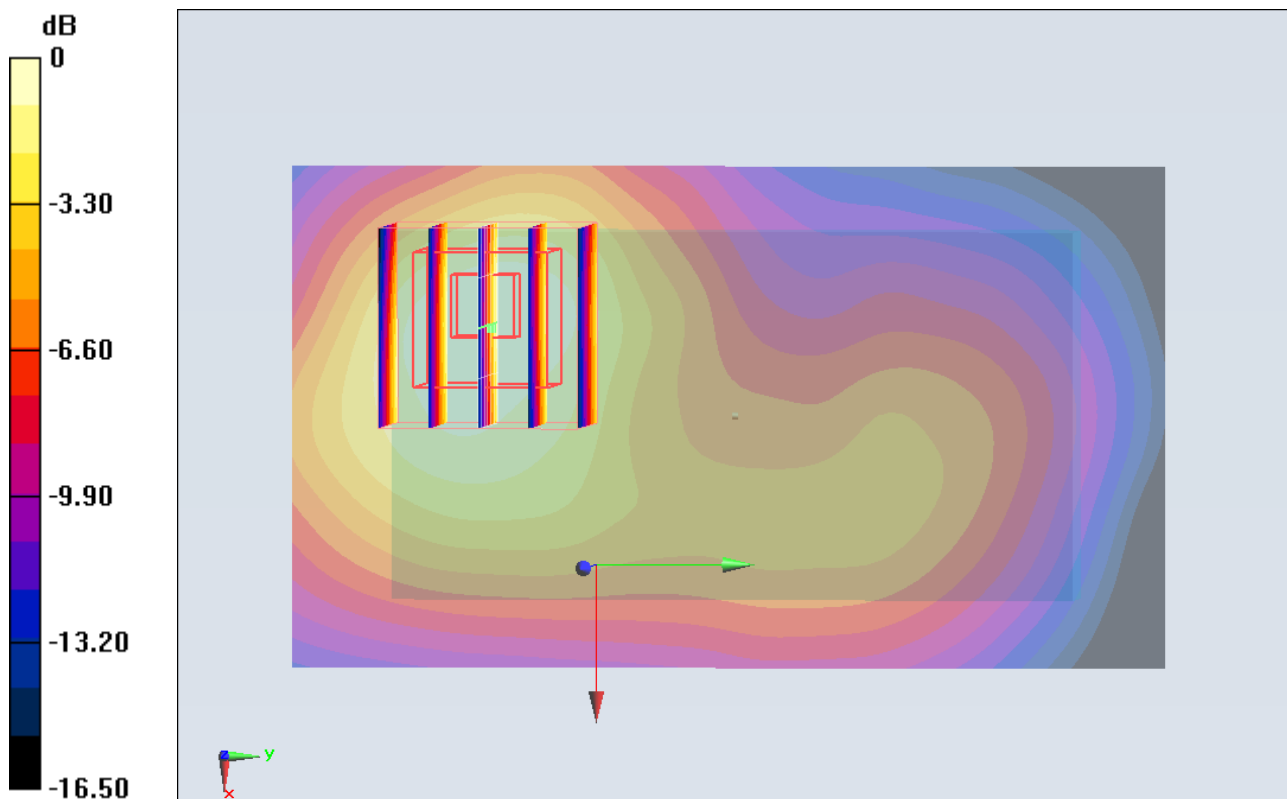
Ch661/Zoom Scan (5x5x7)/Cube 0: Measurement grid: dx=8mm, dy=8mm, dz=5mm

Reference Value = 9.815 V/m; Power Drift = 0.04 dB

Peak SAR (extrapolated) = 1.099 W/kg

SAR(1 g) = 0.616 mW/g; SAR(10 g) = 0.346 mW/g

Maximum value of SAR (measured) = 0.653 mW/g



0 dB = 0.650mW/g

#33 WCDMA V_RMC12.2K_Front_1cm_Ch4132

DUT: 192933

Communication System: WCDMA; Frequency: 826.4 MHz; Duty Cycle: 1:1

Medium: MSL_850_111101 Medium parameters used : $f = 826.4$ MHz; $\sigma = 0.987$ mho/m; $\epsilon_r =$

54.786 ; $\rho = 1000$ kg/m³

Ambient Temperature : 22.5 °C ; Liquid Temperature : 21.5 °C

DASY5 Configuration:

- Probe: ES3DV3 - SN3270; ConvF(6.16, 6.16, 6.16); Calibrated: 2011/9/12
- Sensor-Surface: 4mm (Mechanical Surface Detection)
- Electronics: DAE4 Sn1279; Calibrated: 2011/6/17
- Phantom: SAM Left; Type: QD000P40CD; Serial: TP:1542
- Measurement SW: DASY52, Version 52.6 (2); SEMCAD X Version 14.4.5 (3634)

Ch4132/Area Scan (41x71x1): Measurement grid: dx=20mm, dy=20mm

Maximum value of SAR (interpolated) = 0.841 mW/g

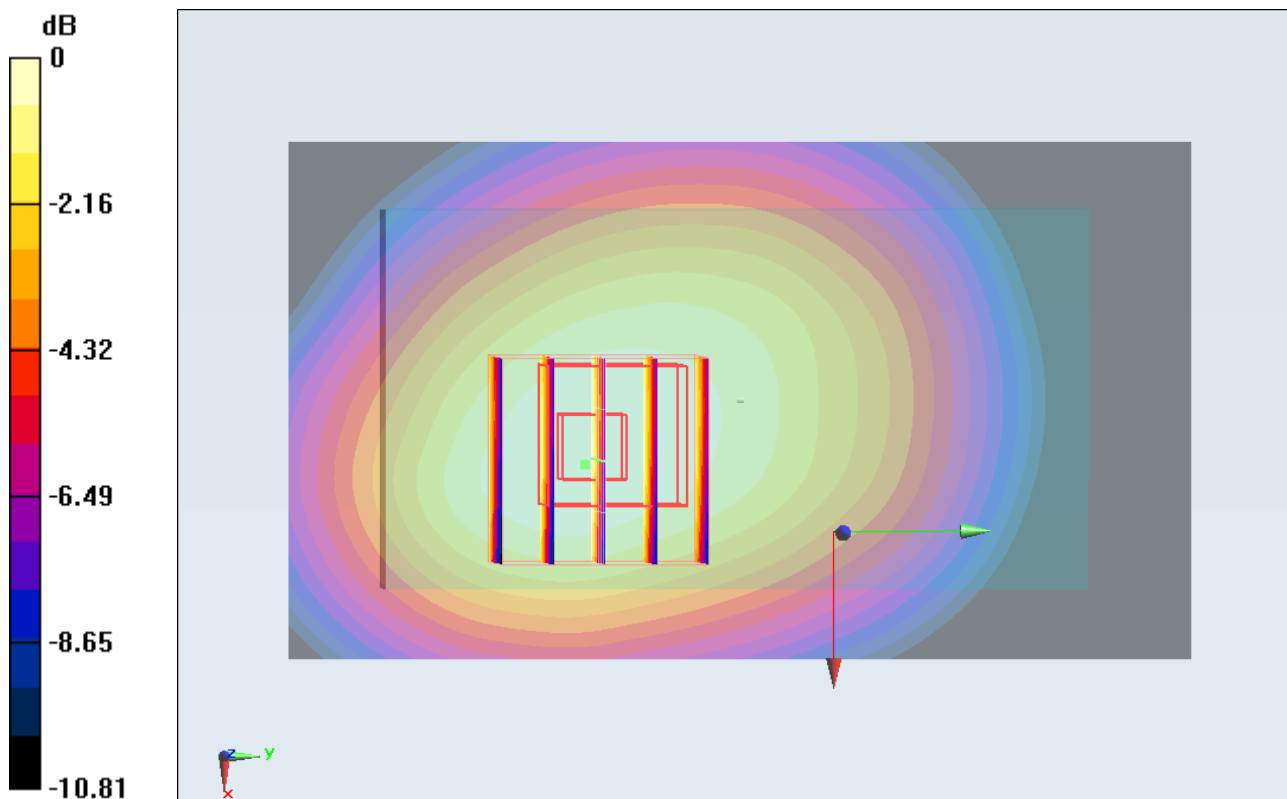
Ch4132/Zoom Scan (5x5x7)/Cube 0: Measurement grid: dx=8mm, dy=8mm, dz=5mm

Reference Value = 25.911 V/m; Power Drift = -0.08 dB

Peak SAR (extrapolated) = 1.066 W/kg

SAR(1 g) = 0.770 mW/g; SAR(10 g) = 0.558 mW/g

Maximum value of SAR (measured) = 0.811 mW/g



0 dB = 0.810mW/g

#34 WCDMA V_RMC12.2K_Back_1cm_Ch4132

DUT: 192933

Communication System: WCDMA; Frequency: 826.4 MHz; Duty Cycle: 1:1

Medium: MSL_850_111101 Medium parameters used : $f = 826.4$ MHz; $\sigma = 0.987$ mho/m; $\epsilon_r =$

54.786 ; $\rho = 1000$ kg/m³

Ambient Temperature : 22.5 °C ; Liquid Temperature : 21.5 °C

DASY5 Configuration:

- Probe: ES3DV3 - SN3270; ConvF(6.16, 6.16, 6.16); Calibrated: 2011/9/12
- Sensor-Surface: 4mm (Mechanical Surface Detection)
- Electronics: DAE4 Sn1279; Calibrated: 2011/6/17
- Phantom: SAM Left; Type: QD000P40CD; Serial: TP:1542
- Measurement SW: DASY52, Version 52.6 (2); SEMCAD X Version 14.4.5 (3634)

Ch4132/Area Scan (41x71x1): Measurement grid: dx=20mm, dy=20mm

Maximum value of SAR (interpolated) = 1.386 mW/g

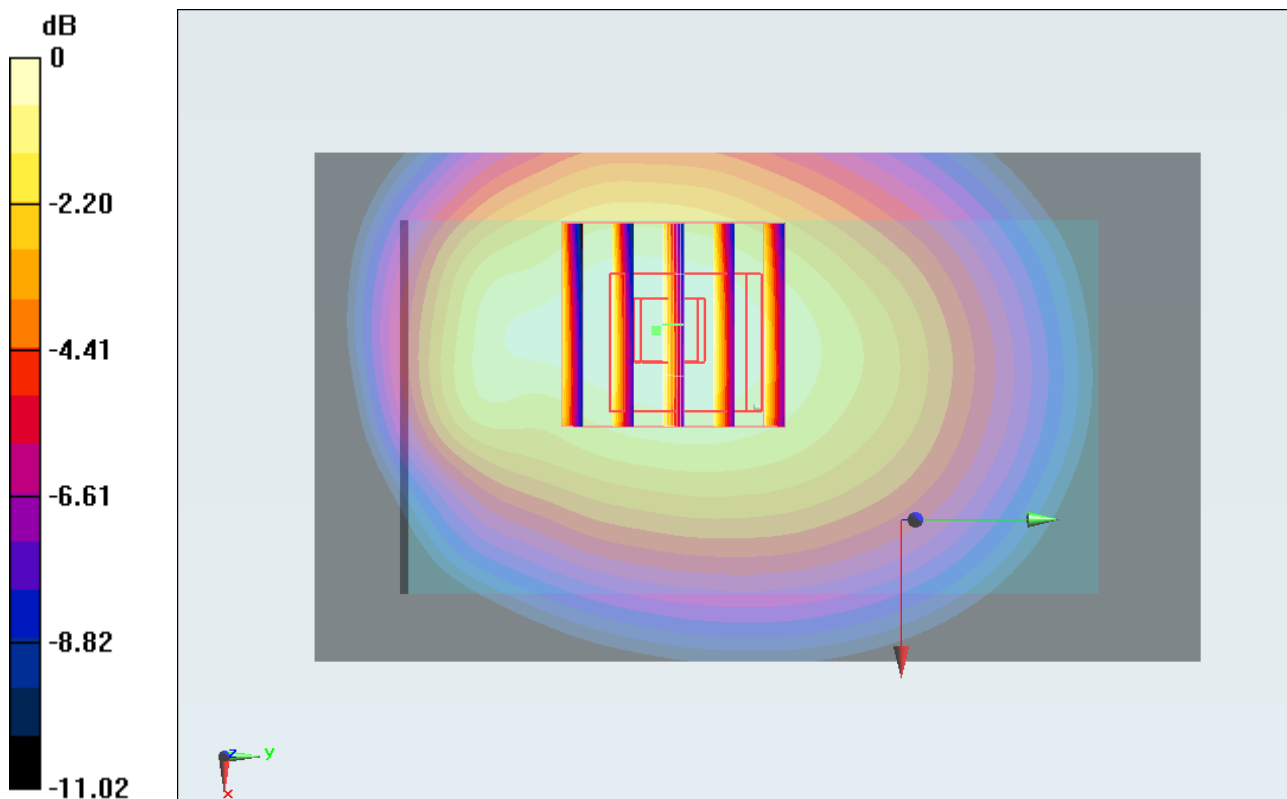
Ch4132/Zoom Scan (5x5x7)/Cube 0: Measurement grid: dx=8mm, dy=8mm, dz=5mm

Reference Value = 33.521 V/m; Power Drift = -0.01 dB

Peak SAR (extrapolated) = 1.818 W/kg

SAR(1 g) = 1.3 mW/g; SAR(10 g) = 0.923 mW/g

Maximum value of SAR (measured) = 1.382 mW/g



0 dB = 1.380mW/g

#35 WCDMA V_RMC12.2K_Left Side_1cm_Ch4132

DUT: 192933

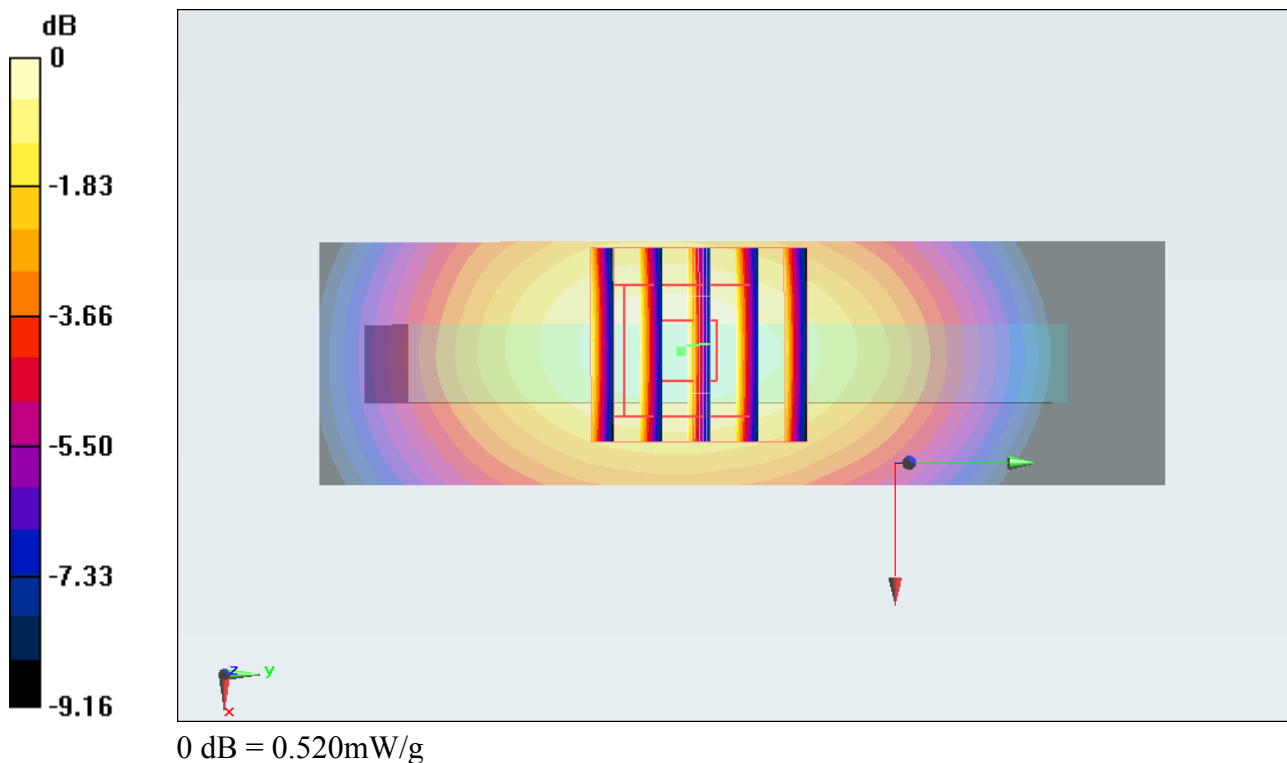
Communication System: WCDMA; Frequency: 826.4 MHz; Duty Cycle: 1:1
 Medium: MSL_850_111101 Medium parameters used : $f = 826.4 \text{ MHz}$; $\sigma = 0.987 \text{ mho/m}$; $\epsilon_r = 54.786$; $\rho = 1000 \text{ kg/m}^3$
 Ambient Temperature : $22.5 \text{ }^\circ\text{C}$; Liquid Temperature : $21.5 \text{ }^\circ\text{C}$

DASY5 Configuration:

- Probe: ES3DV3 - SN3270; ConvF(6.16, 6.16, 6.16); Calibrated: 2011/9/12
- Sensor-Surface: 4mm (Mechanical Surface Detection)
- Electronics: DAE4 Sn1279; Calibrated: 2011/6/17
- Phantom: SAM Left; Type: QD000P40CD; Serial: TP:1542
- Measurement SW: DASY52, Version 52.6 (2); SEMCAD X Version 14.4.5 (3634)

Ch4132/Area Scan (21x71x1): Measurement grid: $dx=20\text{mm}$, $dy=20\text{mm}$
 Maximum value of SAR (interpolated) = 0.505 mW/g

Ch4132/Zoom Scan (5x5x7)/Cube 0: Measurement grid: $dx=8\text{mm}$, $dy=8\text{mm}$, $dz=5\text{mm}$
 Reference Value = 22.265 V/m ; Power Drift = -0.02 dB
 Peak SAR (extrapolated) = 0.677 W/kg
SAR(1 g) = 0.481 mW/g ; SAR(10 g) = 0.336 mW/g
 Maximum value of SAR (measured) = 0.520 mW/g



#36 WCDMA V_RMC12.2K_Right Side_1cm_Ch4132

DUT: 192933

Communication System: WCDMA; Frequency: 826.4 MHz; Duty Cycle: 1:1

Medium: MSL_850_111101 Medium parameters used : $f = 826.4$ MHz; $\sigma = 0.987$ mho/m; $\epsilon_r =$

54.786 ; $\rho = 1000$ kg/m³

Ambient Temperature : 22.5 °C ; Liquid Temperature : 21.5 °C

DASY5 Configuration:

- Probe: ES3DV3 - SN3270; ConvF(6.16, 6.16, 6.16); Calibrated: 2011/9/12
- Sensor-Surface: 4mm (Mechanical Surface Detection)
- Electronics: DAE4 Sn1279; Calibrated: 2011/6/17
- Phantom: SAM Left; Type: QD000P40CD; Serial: TP:1542
- Measurement SW: DASY52, Version 52.6 (2); SEMCAD X Version 14.4.5 (3634)

Ch4132/Area Scan (21x71x1): Measurement grid: dx=20mm, dy=20mm

Maximum value of SAR (interpolated) = 0.625 mW/g

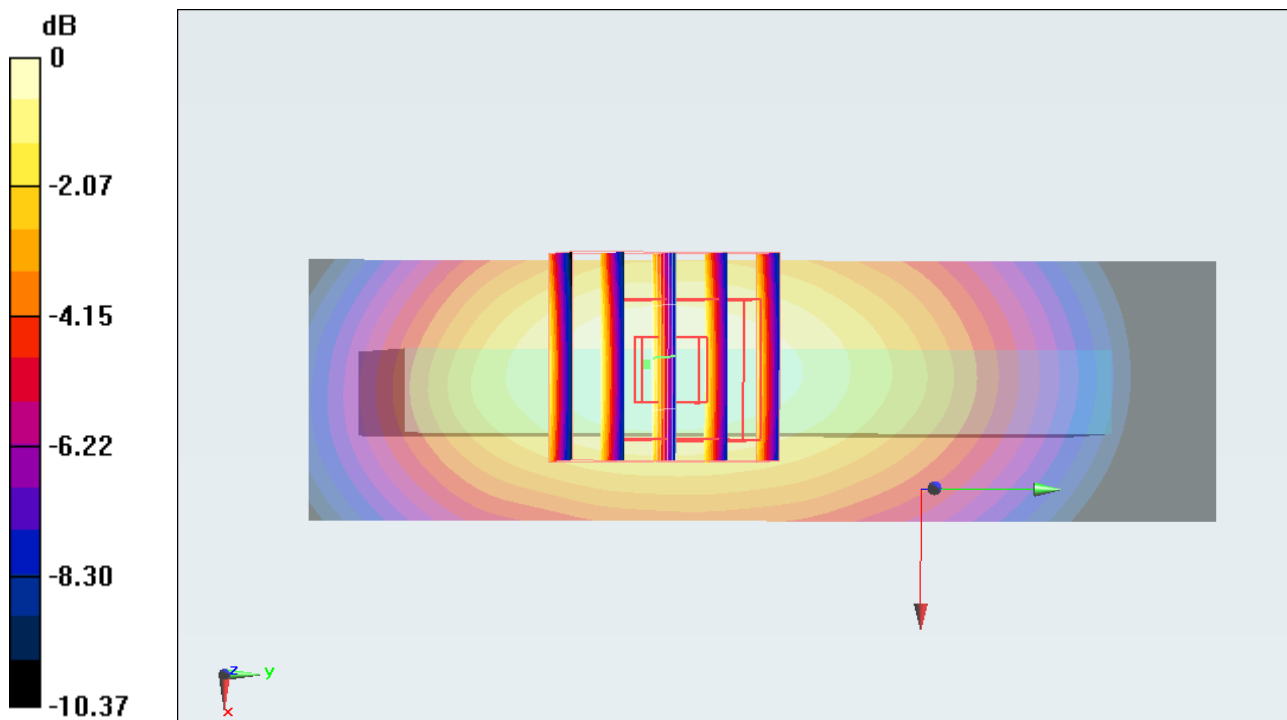
Ch4132/Zoom Scan (5x5x7)/Cube 0: Measurement grid: dx=8mm, dy=8mm, dz=5mm

Reference Value = 24.041 V/m; Power Drift = 0.0045 dB

Peak SAR (extrapolated) = 0.837 W/kg

SAR(1 g) = 0.582 mW/g; SAR(10 g) = 0.399 mW/g

Maximum value of SAR (measured) = 0.618 mW/g



0 dB = 0.620mW/g

#37 WCDMA V_RMC12.2K_Bottom Side_1cm_Ch4132

DUT: 192933

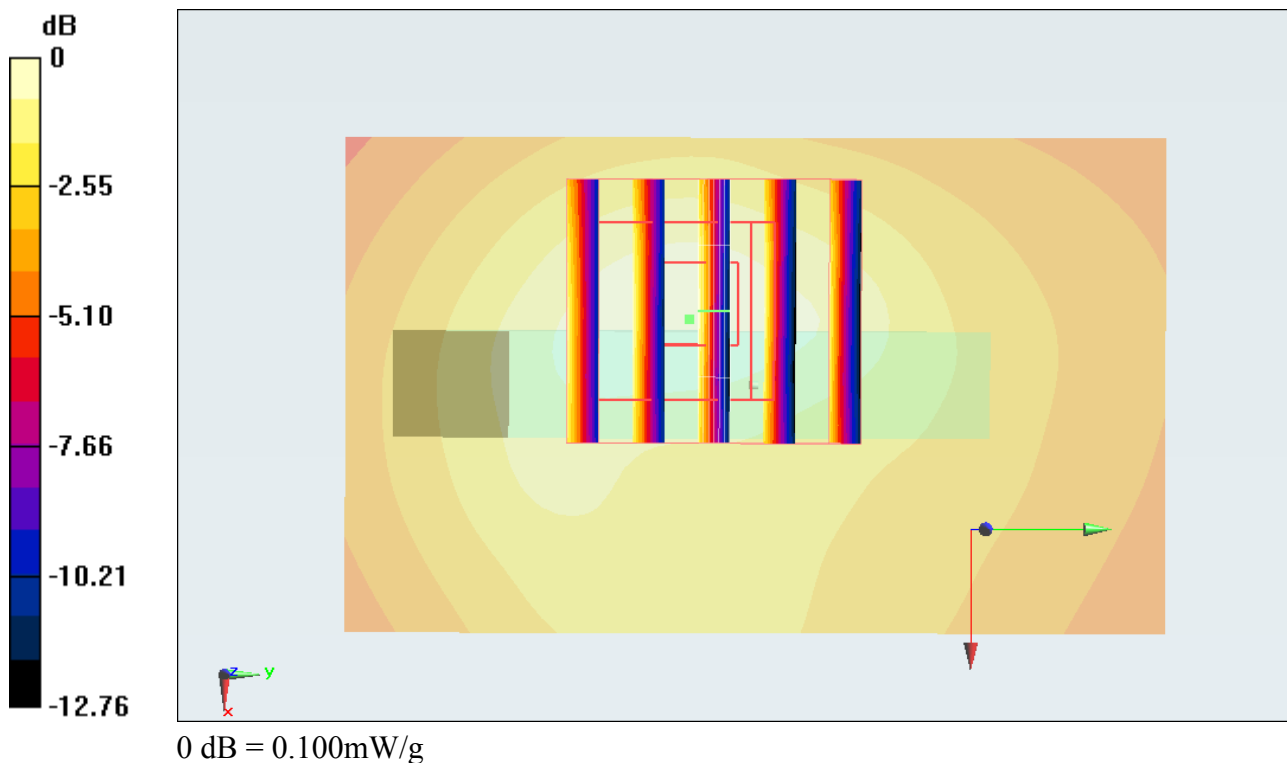
Communication System: WCDMA; Frequency: 826.4 MHz; Duty Cycle: 1:1
Medium: MSL_850_111101 Medium parameters used : $f = 826.4$ MHz; $\sigma = 0.987$ mho/m; $\epsilon_r = 54.786$; $\rho = 1000$ kg/m³
Ambient Temperature : 22.5 °C ; Liquid Temperature : 21.5 °C

DASY5 Configuration:

- Probe: ES3DV3 - SN3270; ConvF(6.16, 6.16, 6.16); Calibrated: 2011/9/12
- Sensor-Surface: 4mm (Mechanical Surface Detection)
- Electronics: DAE4 Sn1279; Calibrated: 2011/6/17
- Phantom: SAM Left; Type: QD000P40CD; Serial: TP:1542
- Measurement SW: DASY52, Version 52.6 (2); SEMCAD X Version 14.4.5 (3634)

Ch4132/Area Scan (31x51x1): Measurement grid: dx=20mm, dy=20mm
Maximum value of SAR (interpolated) = 0.102 mW/g

Ch4132/Zoom Scan (5x5x7)/Cube 0: Measurement grid: dx=8mm, dy=8mm, dz=5mm
Reference Value = 8.909 V/m; Power Drift = -0.06 dB
Peak SAR (extrapolated) = 0.167 W/kg
SAR(1 g) = 0.092 mW/g; SAR(10 g) = 0.056 mW/g
Maximum value of SAR (measured) = 0.101 mW/g



#38 WCDMA V_RMC12.2K_Back_1cm_Ch4182

DUT: 192933

Communication System: WCDMA; Frequency: 836.4 MHz; Duty Cycle: 1:1

Medium: MSL_850_111101 Medium parameters used : $f = 836.4$ MHz; $\sigma = 0.996$ mho/m; $\epsilon_r =$

54.716 ; $\rho = 1000$ kg/m³

Ambient Temperature : 22.5 °C ; Liquid Temperature : 21.5 °C

DASY5 Configuration:

- Probe: ES3DV3 - SN3270; ConvF(6.16, 6.16, 6.16); Calibrated: 2011/9/12
- Sensor-Surface: 4mm (Mechanical Surface Detection)
- Electronics: DAE4 Sn1279; Calibrated: 2011/6/17
- Phantom: SAM Left; Type: QD000P40CD; Serial: TP:1542
- Measurement SW: DASY52, Version 52.6 (2); SEMCAD X Version 14.4.5 (3634)

Ch4182/Area Scan (41x71x1): Measurement grid: dx=20mm, dy=20mm

Maximum value of SAR (interpolated) = 1.530 mW/g

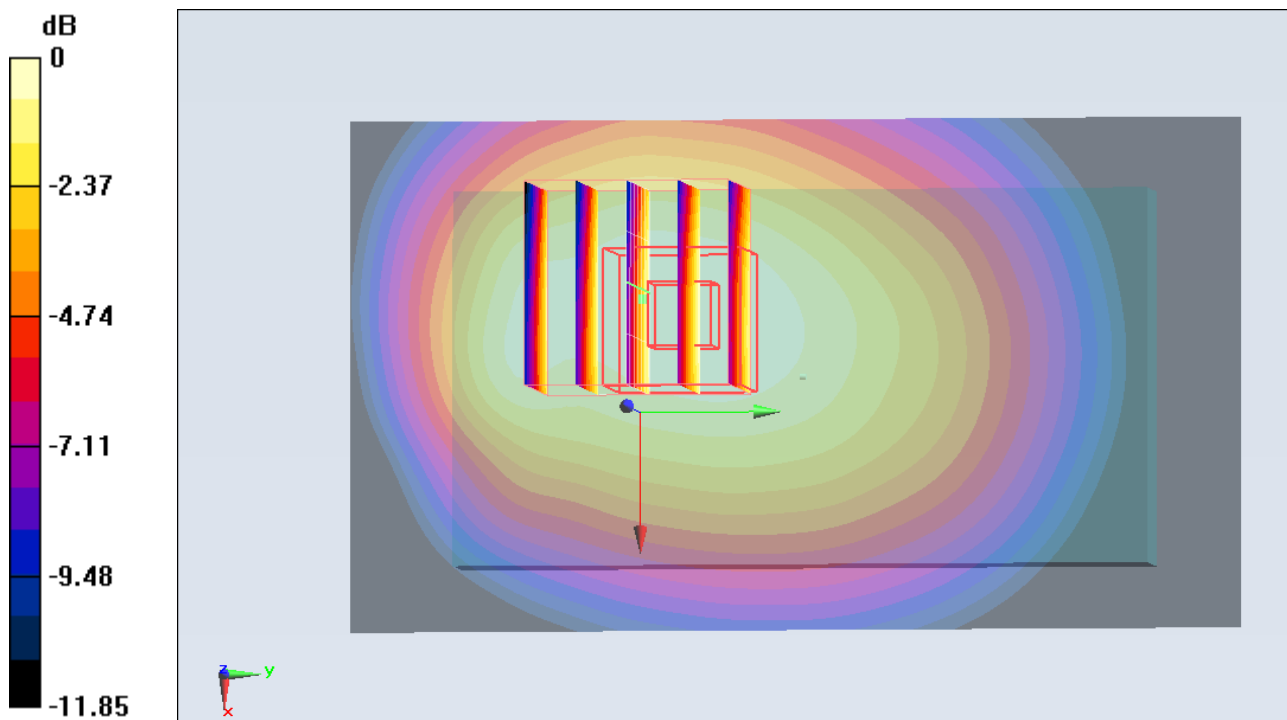
Ch4182/Zoom Scan (5x5x7)/Cube 0: Measurement grid: dx=8mm, dy=8mm, dz=5mm

Reference Value = 35.083 V/m; Power Drift = 0.01 dB

Peak SAR (extrapolated) = 2.011 W/kg

SAR(1 g) = 1.44 mW/g; SAR(10 g) = 1.02 mW/g

Maximum value of SAR (measured) = 1.499 mW/g



0 dB = 1.500mW/g

#39 WCDMA V_RMC12.2K_Back_1cm_Ch4233

DUT: 192933

Communication System: WCDMA; Frequency: 846.6 MHz; Duty Cycle: 1:1

Medium: MSL_850_111101 Medium parameters used: $f = 847 \text{ MHz}$; $\sigma = 1.007 \text{ mho/m}$; $\epsilon_r = 54.629$;

$\rho = 1000 \text{ kg/m}^3$

Ambient Temperature : 22.5 °C ; Liquid Temperature : 21.5 °C

DASY5 Configuration:

- Probe: ES3DV3 - SN3270; ConvF(6.16, 6.16, 6.16); Calibrated: 2011/9/12
- Sensor-Surface: 4mm (Mechanical Surface Detection)
- Electronics: DAE4 Sn1279; Calibrated: 2011/6/17
- Phantom: SAM Left; Type: QD000P40CD; Serial: TP:1542
- Measurement SW: DASY52, Version 52.6 (2); SEMCAD X Version 14.4.5 (3634)

Ch4233/Area Scan (41x71x1): Measurement grid: $dx=20\text{mm}$, $dy=20\text{mm}$

Maximum value of SAR (interpolated) = 1.557 mW/g

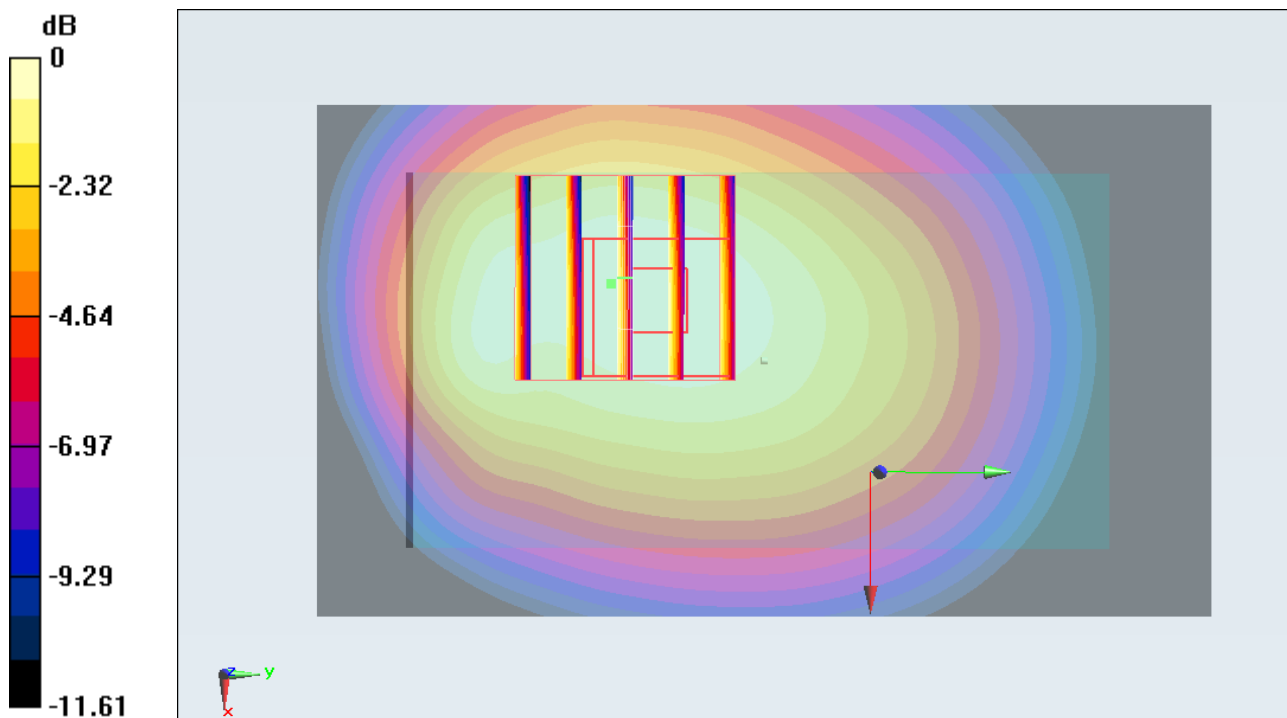
Ch4233/Zoom Scan (5x5x7)/Cube 0: Measurement grid: $dx=8\text{mm}$, $dy=8\text{mm}$, $dz=5\text{mm}$

Reference Value = 35.663 V/m; Power Drift = 0.03 dB

Peak SAR (extrapolated) = 2.076 W/kg

SAR(1 g) = 1.49 mW/g; SAR(10 g) = 1.05 mW/g

Maximum value of SAR (measured) = 1.569 mW/g



0 dB = 1.570mW/g

#39 WCDMA V_RMC12.2K_Back_1cm_Ch4233_2D

DUT: 192933

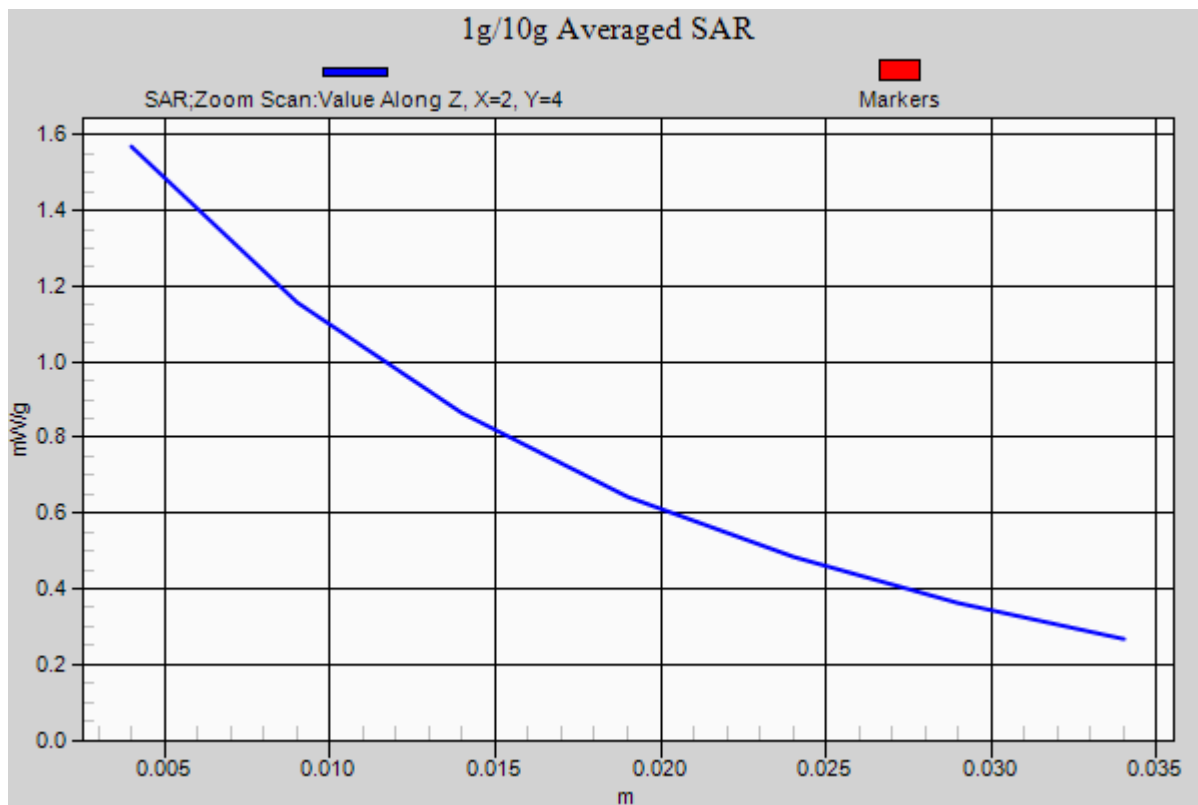
Communication System: WCDMA; Frequency: 846.6 MHz; Duty Cycle: 1:1
Medium: MSL_850_111101 Medium parameters used: $f = 847$ MHz; $\sigma = 1.007$ mho/m; $\epsilon_r = 54.629$;
 $\rho = 1000$ kg/m³
Ambient Temperature : 22.5 °C ; Liquid Temperature : 21.5 °C

DASY5 Configuration:

- Probe: ES3DV3 - SN3270; ConvF(6.16, 6.16, 6.16); Calibrated: 2011/9/12
- Sensor-Surface: 4mm (Mechanical Surface Detection)
- Electronics: DAE4 Sn1279; Calibrated: 2011/6/17
- Phantom: SAM Left; Type: QD000P40CD; Serial: TP:1542
- Measurement SW: DASY52, Version 52.6 (2); SEMCAD X Version 14.4.5 (3634)

Ch4233/Area Scan (41x71x1): Measurement grid: dx=20mm, dy=20mm
Maximum value of SAR (interpolated) = 1.557 mW/g

Ch4233/Zoom Scan (5x5x7)/Cube 0: Measurement grid: dx=8mm, dy=8mm, dz=5mm
Reference Value = 35.663 V/m; Power Drift = 0.03 dB
Peak SAR (extrapolated) = 2.076 W/kg
SAR(1 g) = 1.49 mW/g; SAR(10 g) = 1.05 mW/g
Maximum value of SAR (measured) = 1.569 mW/g



#33 WCDMA V_RMC12.2K_Front_1cm_Ch4132

DUT: 192933

Communication System: WCDMA; Frequency: 826.4 MHz; Duty Cycle: 1:1

Medium: MSL_850_111101 Medium parameters used : $f = 826.4$ MHz; $\sigma = 0.987$ mho/m; $\epsilon_r =$

54.786 ; $\rho = 1000$ kg/m³

Ambient Temperature : 22.5 °C ; Liquid Temperature : 21.5 °C

DASY5 Configuration:

- Probe: ES3DV3 - SN3270; ConvF(6.16, 6.16, 6.16); Calibrated: 2011/9/12
- Sensor-Surface: 4mm (Mechanical Surface Detection)
- Electronics: DAE4 Sn1279; Calibrated: 2011/6/17
- Phantom: SAM Left; Type: QD000P40CD; Serial: TP:1542
- Measurement SW: DASY52, Version 52.6 (2); SEMCAD X Version 14.4.5 (3634)

Ch4132/Area Scan (41x71x1): Measurement grid: dx=20mm, dy=20mm

Maximum value of SAR (interpolated) = 0.841 mW/g

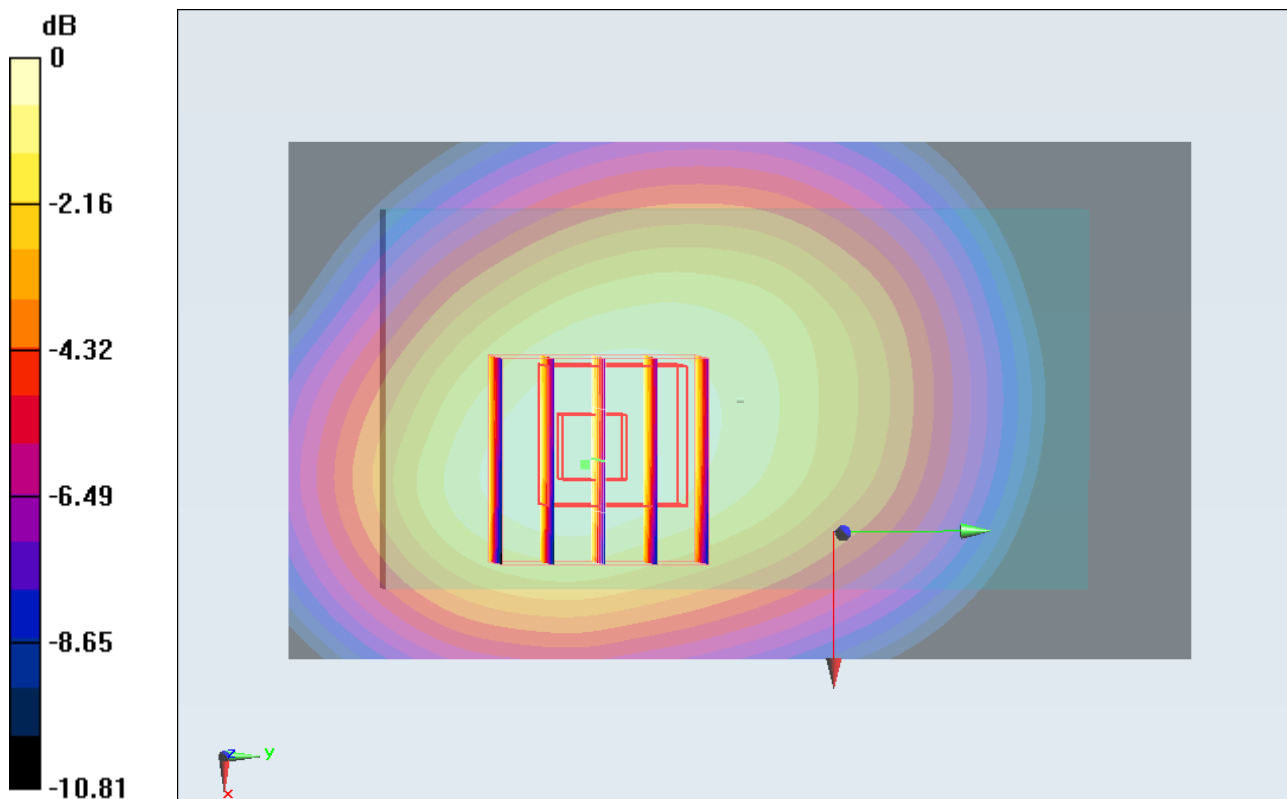
Ch4132/Zoom Scan (5x5x7)/Cube 0: Measurement grid: dx=8mm, dy=8mm, dz=5mm

Reference Value = 25.911 V/m; Power Drift = -0.08 dB

Peak SAR (extrapolated) = 1.066 W/kg

SAR(1 g) = 0.770 mW/g; SAR(10 g) = 0.558 mW/g

Maximum value of SAR (measured) = 0.811 mW/g



0 dB = 0.810mW/g

#34 WCDMA V_RMC12.2K_Back_1cm_Ch4132

DUT: 192933

Communication System: WCDMA; Frequency: 826.4 MHz; Duty Cycle: 1:1

Medium: MSL_850_111101 Medium parameters used : $f = 826.4$ MHz; $\sigma = 0.987$ mho/m; $\epsilon_r =$

54.786 ; $\rho = 1000$ kg/m³

Ambient Temperature : 22.5 °C ; Liquid Temperature : 21.5 °C

DASY5 Configuration:

- Probe: ES3DV3 - SN3270; ConvF(6.16, 6.16, 6.16); Calibrated: 2011/9/12
- Sensor-Surface: 4mm (Mechanical Surface Detection)
- Electronics: DAE4 Sn1279; Calibrated: 2011/6/17
- Phantom: SAM Left; Type: QD000P40CD; Serial: TP:1542
- Measurement SW: DASY52, Version 52.6 (2); SEMCAD X Version 14.4.5 (3634)

Ch4132/Area Scan (41x71x1): Measurement grid: dx=20mm, dy=20mm

Maximum value of SAR (interpolated) = 1.386 mW/g

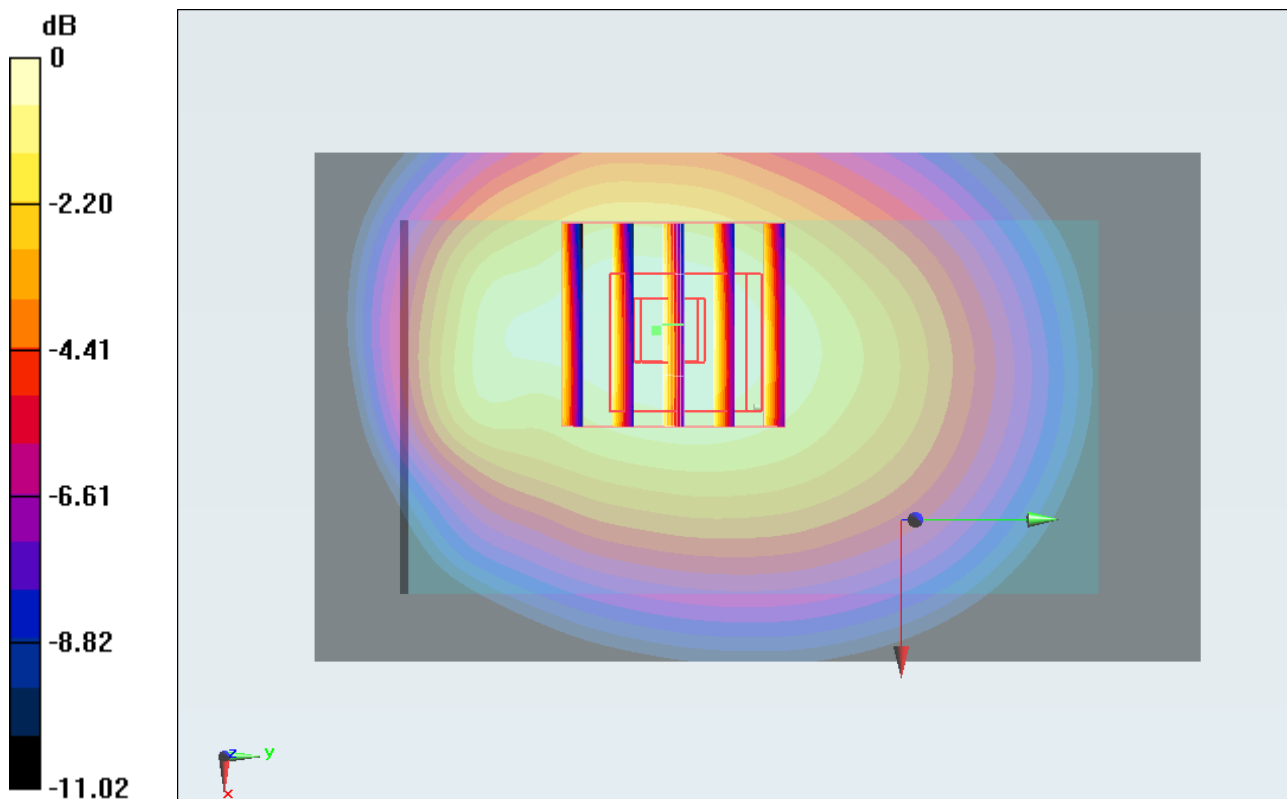
Ch4132/Zoom Scan (5x5x7)/Cube 0: Measurement grid: dx=8mm, dy=8mm, dz=5mm

Reference Value = 33.521 V/m; Power Drift = -0.01 dB

Peak SAR (extrapolated) = 1.818 W/kg

SAR(1 g) = 1.3 mW/g; SAR(10 g) = 0.923 mW/g

Maximum value of SAR (measured) = 1.382 mW/g



0 dB = 1.380mW/g

#38 WCDMA V_RMC12.2K_Back_1cm_Ch4182

DUT: 192933

Communication System: WCDMA; Frequency: 836.4 MHz; Duty Cycle: 1:1

Medium: MSL_850_111101 Medium parameters used : $f = 836.4$ MHz; $\sigma = 0.996$ mho/m; $\epsilon_r =$

54.716 ; $\rho = 1000$ kg/m³

Ambient Temperature : 22.5 °C ; Liquid Temperature : 21.5 °C

DASY5 Configuration:

- Probe: ES3DV3 - SN3270; ConvF(6.16, 6.16, 6.16); Calibrated: 2011/9/12
- Sensor-Surface: 4mm (Mechanical Surface Detection)
- Electronics: DAE4 Sn1279; Calibrated: 2011/6/17
- Phantom: SAM Left; Type: QD000P40CD; Serial: TP:1542
- Measurement SW: DASY52, Version 52.6 (2); SEMCAD X Version 14.4.5 (3634)

Ch4182/Area Scan (41x71x1): Measurement grid: dx=20mm, dy=20mm

Maximum value of SAR (interpolated) = 1.530 mW/g

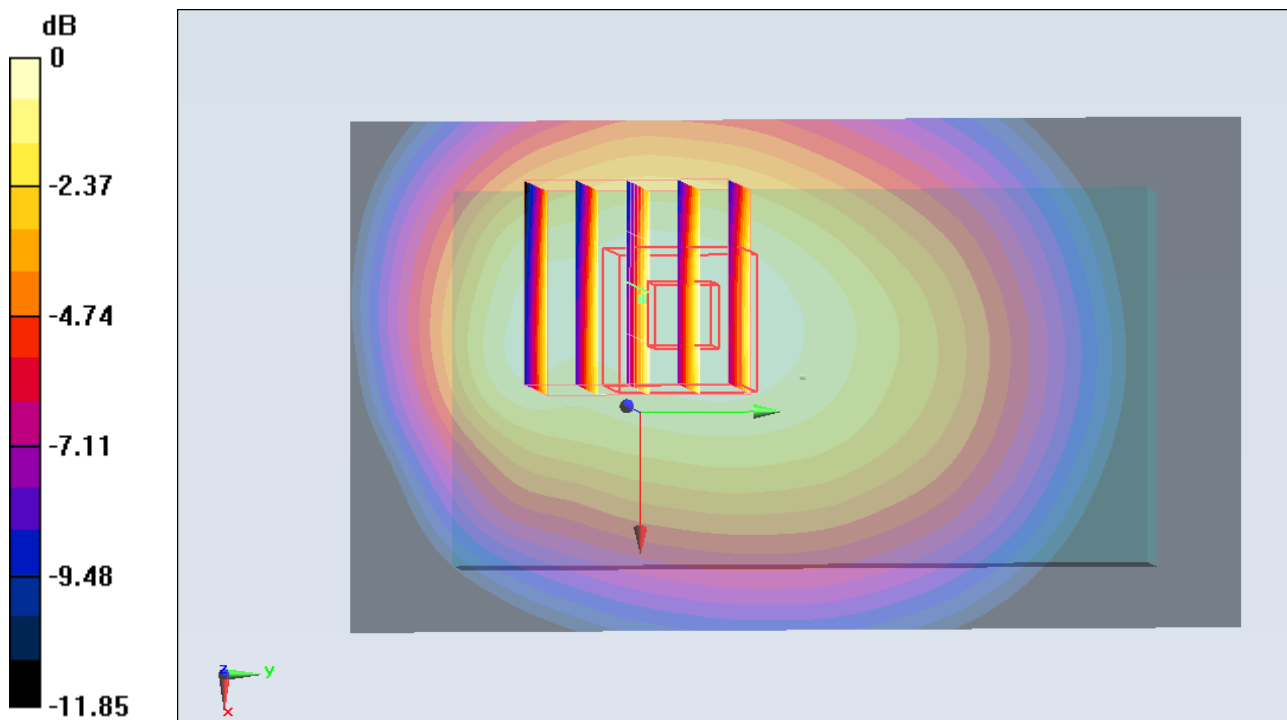
Ch4182/Zoom Scan (5x5x7)/Cube 0: Measurement grid: dx=8mm, dy=8mm, dz=5mm

Reference Value = 35.083 V/m; Power Drift = 0.01 dB

Peak SAR (extrapolated) = 2.011 W/kg

SAR(1 g) = 1.44 mW/g; SAR(10 g) = 1.02 mW/g

Maximum value of SAR (measured) = 1.499 mW/g



0 dB = 1.500mW/g

#39 WCDMA V_RMC12.2K_Back_1cm_Ch4233

DUT: 192933

Communication System: WCDMA; Frequency: 846.6 MHz; Duty Cycle: 1:1

Medium: MSL_850_111101 Medium parameters used: $f = 847$ MHz; $\sigma = 1.007$ mho/m; $\epsilon_r = 54.629$;

$\rho = 1000$ kg/m³

Ambient Temperature : 22.5 °C ; Liquid Temperature : 21.5 °C

DASY5 Configuration:

- Probe: ES3DV3 - SN3270; ConvF(6.16, 6.16, 6.16); Calibrated: 2011/9/12
- Sensor-Surface: 4mm (Mechanical Surface Detection)
- Electronics: DAE4 Sn1279; Calibrated: 2011/6/17
- Phantom: SAM Left; Type: QD000P40CD; Serial: TP:1542
- Measurement SW: DASY52, Version 52.6 (2); SEMCAD X Version 14.4.5 (3634)

Ch4233/Area Scan (41x71x1): Measurement grid: dx=20mm, dy=20mm

Maximum value of SAR (interpolated) = 1.557 mW/g

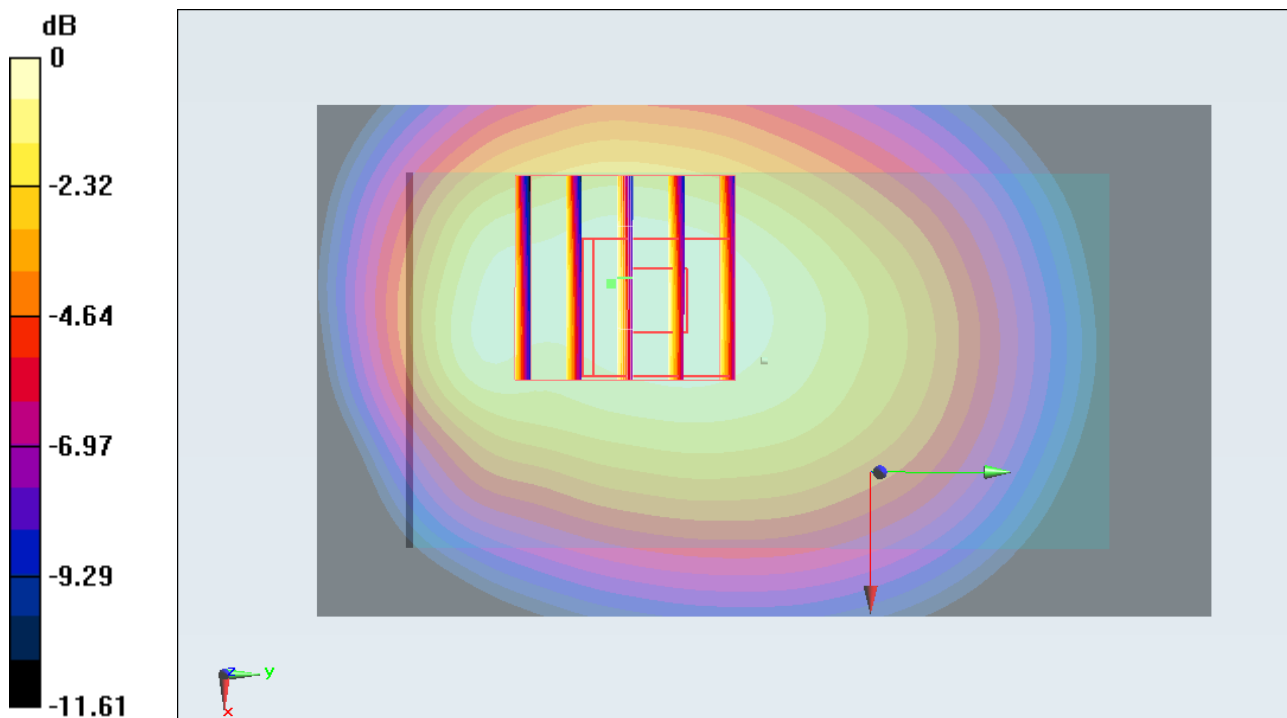
Ch4233/Zoom Scan (5x5x7)/Cube 0: Measurement grid: dx=5mm, dy=5mm, dz=5mm

Reference Value = 35.663 V/m; Power Drift = 0.03 dB

Peak SAR (extrapolated) = 2.076 W/kg

SAR(1 g) = 1.49 mW/g; SAR(10 g) = 1.05 mW/g

Maximum value of SAR (measured) = 1.569 mW/g



0 dB = 1.570mW/g

#40 WCDMA V_RMC12.2K_Back_1cm_Ch4233_Earphone

DUT: 192933

Communication System: WCDMA; Frequency: 846.6 MHz; Duty Cycle: 1:1

Medium: MSL_850_111101 Medium parameters used: $f = 847 \text{ MHz}$; $\sigma = 1.007 \text{ mho/m}$; $\epsilon_r = 54.629$;

$\rho = 1000 \text{ kg/m}^3$

Ambient Temperature : 22.5 °C ; Liquid Temperature : 21.5 °C

DASY5 Configuration:

- Probe: ES3DV3 - SN3270; ConvF(6.16, 6.16, 6.16); Calibrated: 2011/9/12
- Sensor-Surface: 4mm (Mechanical Surface Detection)
- Electronics: DAE4 Sn1279; Calibrated: 2011/6/17
- Phantom: SAM Left; Type: QD000P40CD; Serial: TP:1542
- Measurement SW: DASY52, Version 52.6 (2); SEMCAD X Version 14.4.5 (3634)

Ch4233/Area Scan (41x71x1): Measurement grid: $dx=20\text{mm}$, $dy=20\text{mm}$

Maximum value of SAR (interpolated) = 1.272 mW/g

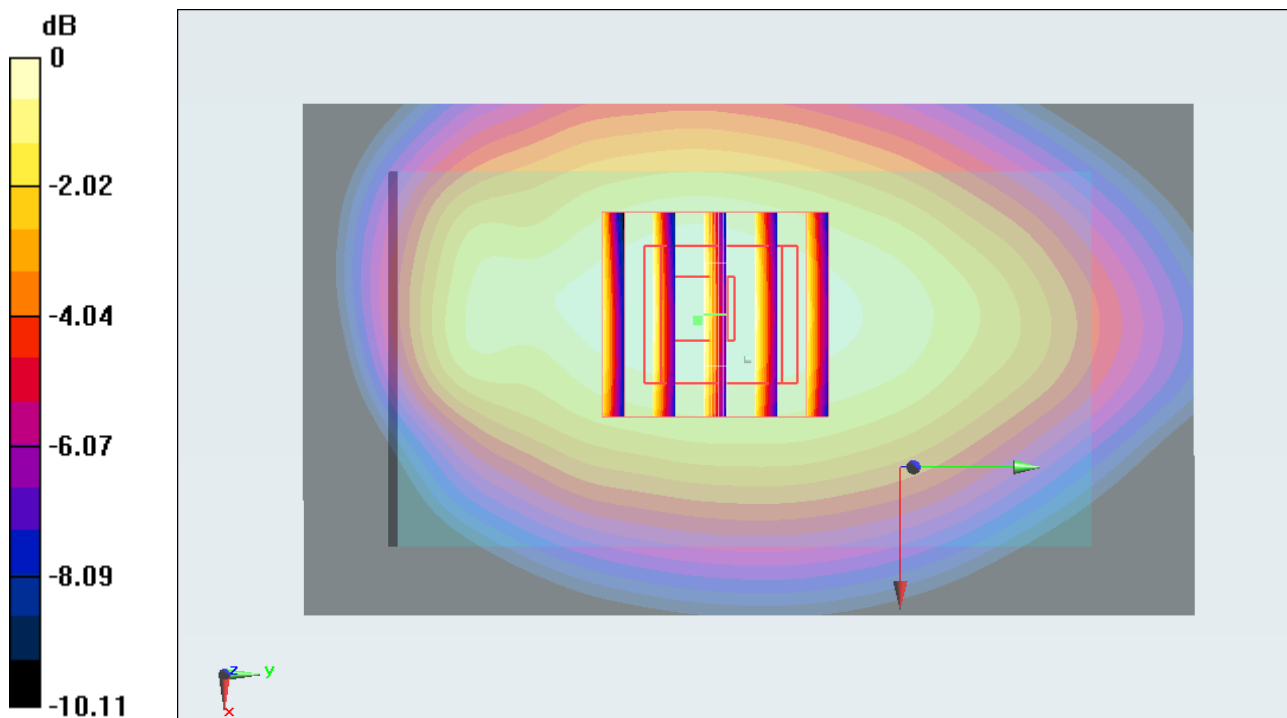
Ch4233/Zoom Scan (5x5x7)/Cube 0: Measurement grid: $dx=8\text{mm}$, $dy=8\text{mm}$, $dz=5\text{mm}$

Reference Value = 34.634 V/m; Power Drift = -0.05 dB

Peak SAR (extrapolated) = 1.578 W/kg

SAR(1 g) = 1.2 mW/g; SAR(10 g) = 0.884 mW/g

Maximum value of SAR (measured) = 1.267 mW/g



0 dB = 1.270mW/g

#41 WCDMA V_RMC12.2K_Back_1cm_Ch4132_Earphone

DUT: 192933

Communication System: WCDMA; Frequency: 826.4 MHz; Duty Cycle: 1:1

Medium: MSL_850_111101 Medium parameters used : $f = 826.4 \text{ MHz}$; $\sigma = 0.987 \text{ mho/m}$; $\epsilon_r =$

54.786 ; $\rho = 1000 \text{ kg/m}^3$

Ambient Temperature : $22.5 \text{ }^\circ\text{C}$; Liquid Temperature : $21.5 \text{ }^\circ\text{C}$

DASY5 Configuration:

- Probe: ES3DV3 - SN3270; ConvF(6.16, 6.16, 6.16); Calibrated: 2011/9/12
- Sensor-Surface: 4mm (Mechanical Surface Detection)
- Electronics: DAE4 Sn1279; Calibrated: 2011/6/17
- Phantom: SAM Left; Type: QD000P40CD; Serial: TP:1542
- Measurement SW: DASY52, Version 52.6 (2); SEMCAD X Version 14.4.5 (3634)

Ch4132/Area Scan (41x71x1): Measurement grid: $dx=20\text{mm}$, $dy=20\text{mm}$.

Maximum value of SAR (interpolated) = 1.284 mW/g

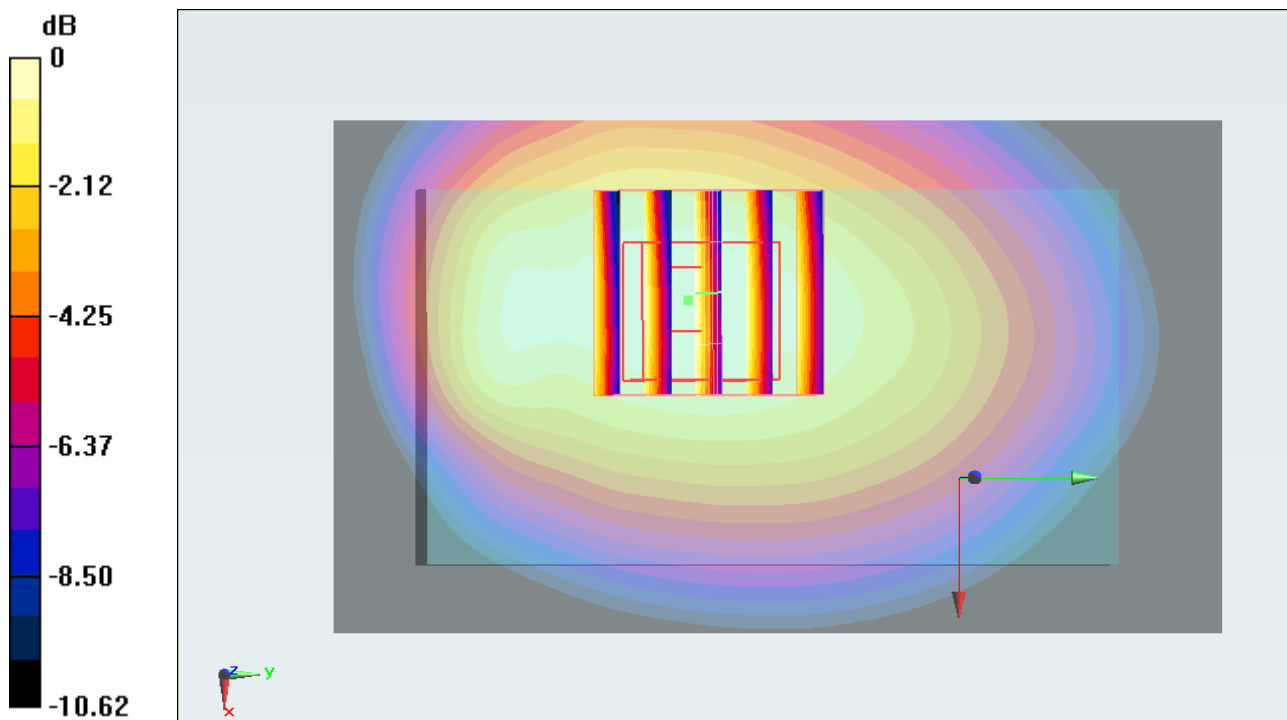
Ch4132/Zoom Scan (5x5x7)/Cube 0: Measurement grid: $dx=8\text{mm}$, $dy=8\text{mm}$, $dz=5\text{mm}$

Reference Value = 32.819 V/m ; Power Drift = -0.03 dB

Peak SAR (extrapolated) = 1.666 W/kg

SAR(1 g) = 1.22 mW/g ; SAR(10 g) = 0.878 mW/g

Maximum value of SAR (measured) = 1.285 mW/g



0 dB = 1.280 mW/g

#42 WCDMA V_RMC12.2K_Back_1cm_Ch4182_Earphone

DUT: 192933

Communication System: WCDMA; Frequency: 836.4 MHz; Duty Cycle: 1:1

Medium: MSL_850_111101 Medium parameters used : $f = 836.4$ MHz; $\sigma = 0.996$ mho/m; $\epsilon_r =$

54.716 ; $\rho = 1000$ kg/m³

Ambient Temperature : 22.5 °C ; Liquid Temperature : 21.5 °C

DASY5 Configuration:

- Probe: ES3DV3 - SN3270; ConvF(6.16, 6.16, 6.16); Calibrated: 2011/9/12
- Sensor-Surface: 4mm (Mechanical Surface Detection)
- Electronics: DAE4 Sn1279; Calibrated: 2011/6/17
- Phantom: SAM Left; Type: QD000P40CD; Serial: TP:1542
- Measurement SW: DASY52, Version 52.6 (2); SEMCAD X Version 14.4.5 (3634)

Ch4182/Area Scan (41x71x1): Measurement grid: dx=20mm, dy=20mm

Maximum value of SAR (interpolated) = 1.311 mW/g

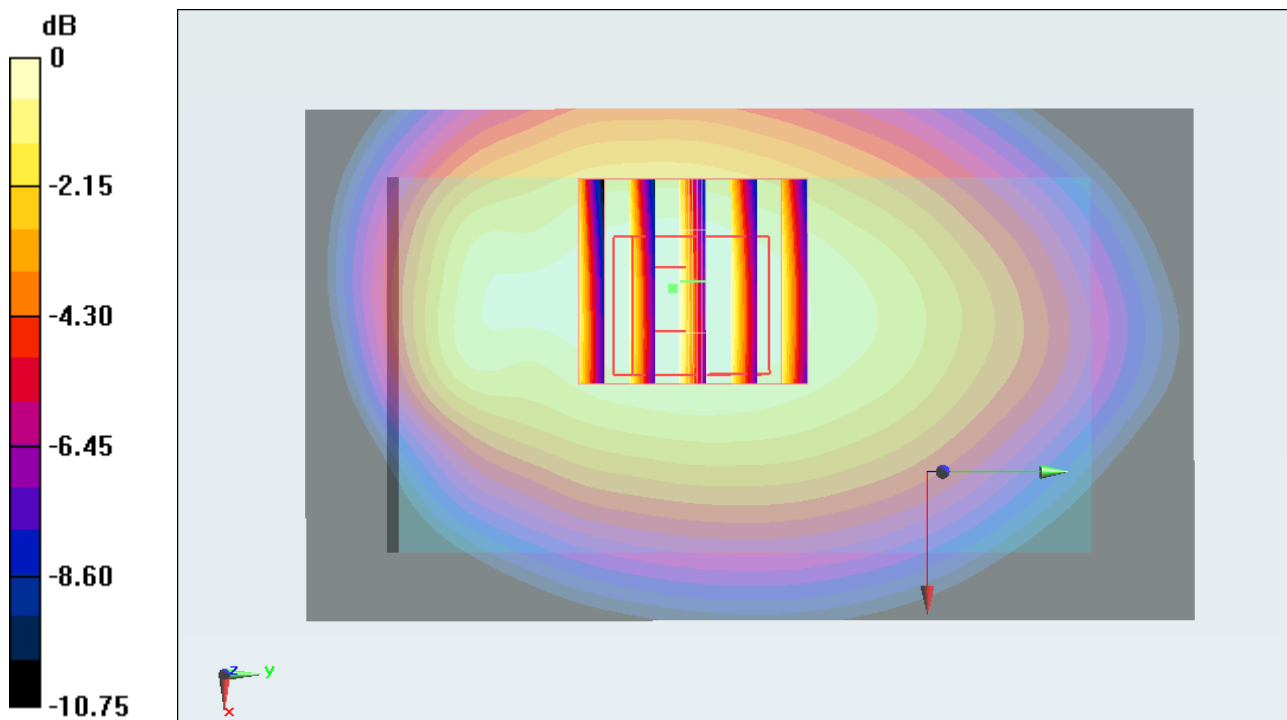
Ch4182/Zoom Scan (5x5x7)/Cube 0: Measurement grid: dx=8mm, dy=8mm, dz=5mm

Reference Value = 34.007 V/m; Power Drift = 0.01 dB

Peak SAR (extrapolated) = 1.676 W/kg

SAR(1 g) = 1.25 mW/g; SAR(10 g) = 0.906 mW/g

Maximum value of SAR (measured) = 1.300 mW/g



0 dB = 1.300mW/g

#55 802.11b_Front_1cm_Ch11

DUT: 192933

Communication System: 802.11b ; Frequency: 2462 MHz;Duty Cycle: 1:1

Medium: MSL_2450_111122 Medium parameters used: $f = 2462$ MHz; $\sigma = 1.98$ mho/m; $\epsilon_r = 52.8$; $\rho = 1000$ kg/m³

Ambient Temperature : 22.7 °C ; Liquid Temperature : 21.7 °C

DASY5 Configuration:

- Probe: EX3DV4 - SN3792; ConvF(6.67, 6.67, 6.67); Calibrated: 2011/6/20
- Sensor-Surface: 4mm (Mechanical Surface Detection)
- Electronics: DAE4 Sn1279; Calibrated: 2011/6/17
- Phantom: SAM-Back; Type: QD 000 P40 C; Serial: TP-1383
- ; SEMCAD X Version 13.4 Build 125

Ch11/Area Scan (41x81x1): Measurement grid: dx=20mm, dy=20mm

Maximum value of SAR (interpolated) = 0.061 mW/g

Ch11/Zoom Scan (5x5x7)/Cube 0: Measurement grid: dx=8mm, dy=8mm, dz=5mm

Reference Value = 2.87 V/m; Power Drift = 0.103 dB

Peak SAR (extrapolated) = 0.090 W/kg

SAR(1 g) = 0.052 mW/g; SAR(10 g) = 0.029 mW/g

Maximum value of SAR (measured) = 0.059 mW/g

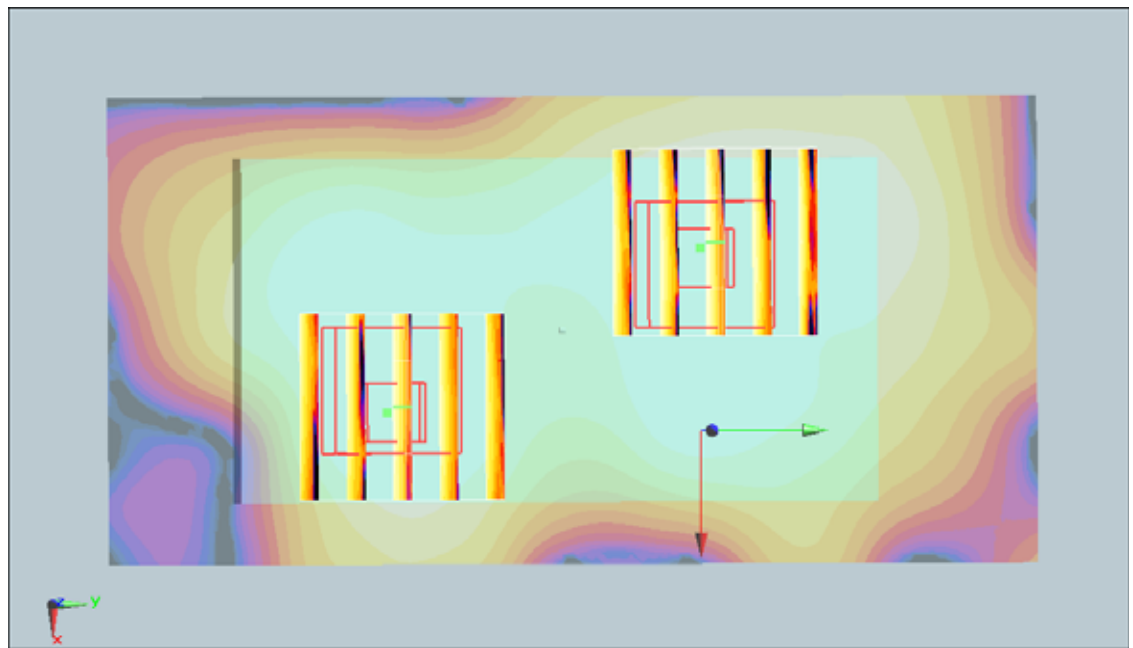
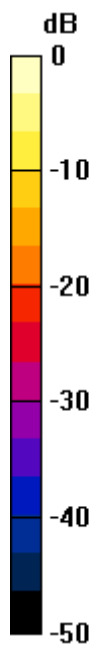
Ch11/Zoom Scan (5x5x7)/Cube 1: Measurement grid: dx=8mm, dy=8mm, dz=5mm

Reference Value = 2.87 V/m; Power Drift = 0.103 dB

Peak SAR (extrapolated) = 0.078 W/kg

SAR(1 g) = 0.042 mW/g; SAR(10 g) = 0.022 mW/g

Maximum value of SAR (measured) = 0.046 mW/g



0 dB = 0.046mW/g

#56 802.11b_Back_1cm_Ch11

DUT: 192933

Communication System: 802.11b ; Frequency: 2462 MHz;Duty Cycle: 1:1

Medium: MSL_2450_111122 Medium parameters used: $f = 2462$ MHz; $\sigma = 1.98$ mho/m; $\epsilon_r = 52.8$; $\rho = 1000$ kg/m³

Ambient Temperature : 22.7 °C ; Liquid Temperature : 21.7 °C

DASY5 Configuration:

- Probe: EX3DV4 - SN3792; ConvF(6.67, 6.67, 6.67); Calibrated: 2011/6/20
- Sensor-Surface: 4mm (Mechanical Surface Detection)
- Electronics: DAE4 Sn1279; Calibrated: 2011/6/17
- Phantom: SAM-Back; Type: QD 000 P40 C; Serial: TP-1383
- ; SEMCAD X Version 13.4 Build 125

Ch11/Area Scan (41x81x1): Measurement grid: dx=20mm, dy=20mm

Maximum value of SAR (interpolated) = 0.123 mW/g

Ch11/Zoom Scan (5x5x7)/Cube 0: Measurement grid: dx=8mm, dy=8mm, dz=5mm

Reference Value = 5.27 V/m; Power Drift = -0.078 dB

Peak SAR (extrapolated) = 0.172 W/kg

SAR(1 g) = 0.092 mW/g; SAR(10 g) = 0.050 mW/g

Maximum value of SAR (measured) = 0.100 mW/g

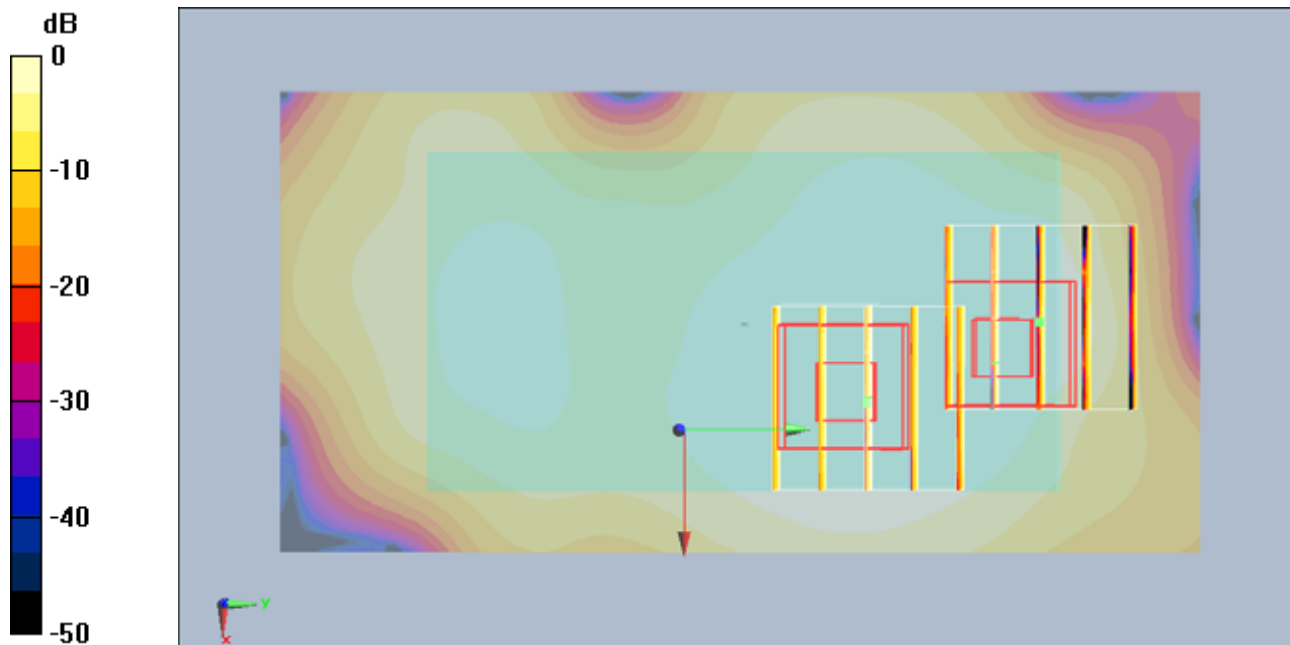
Ch11/Zoom Scan (5x5x7)/Cube 1: Measurement grid: dx=8mm, dy=8mm, dz=5mm

Reference Value = 5.27 V/m; Power Drift = -0.078 dB

Peak SAR (extrapolated) = 0.152 W/kg

SAR(1 g) = 0.069 mW/g; SAR(10 g) = 0.033 mW/g

Maximum value of SAR (measured) = 0.078 mW/g



0 dB = 0.078mW/g

#56 802.11b_Back_1cm_Ch11_2D

DUT: 192933

Communication System: 802.11b ; Frequency: 2462 MHz;Duty Cycle: 1:1

Medium: MSL_2450_111122 Medium parameters used: $f = 2462$ MHz; $\sigma = 1.98$ mho/m; $\epsilon_r = 52.8$; $\rho = 1000$ kg/m³

Ambient Temperature : 22.7 °C ; Liquid Temperature : 21.7 °C

DASY5 Configuration:

- Probe: EX3DV4 - SN3792; ConvF(6.67, 6.67, 6.67); Calibrated: 2011/6/20
- Sensor-Surface: 4mm (Mechanical Surface Detection)
- Electronics: DAE4 Sn1279; Calibrated: 2011/6/17
- Phantom: SAM-Back; Type: QD 000 P40 C; Serial: TP-1383
- ; SEMCAD X Version 13.4 Build 125

Ch11/Area Scan (41x81x1): Measurement grid: dx=20mm, dy=20mm

Maximum value of SAR (interpolated) = 0.123 mW/g

Ch11/Zoom Scan (5x5x7)/Cube 0: Measurement grid: dx=8mm, dy=8mm, dz=5mm

Reference Value = 5.27 V/m; Power Drift = -0.078 dB

Peak SAR (extrapolated) = 0.172 W/kg

SAR(1 g) = 0.092 mW/g; SAR(10 g) = 0.050 mW/g

Maximum value of SAR (measured) = 0.100 mW/g

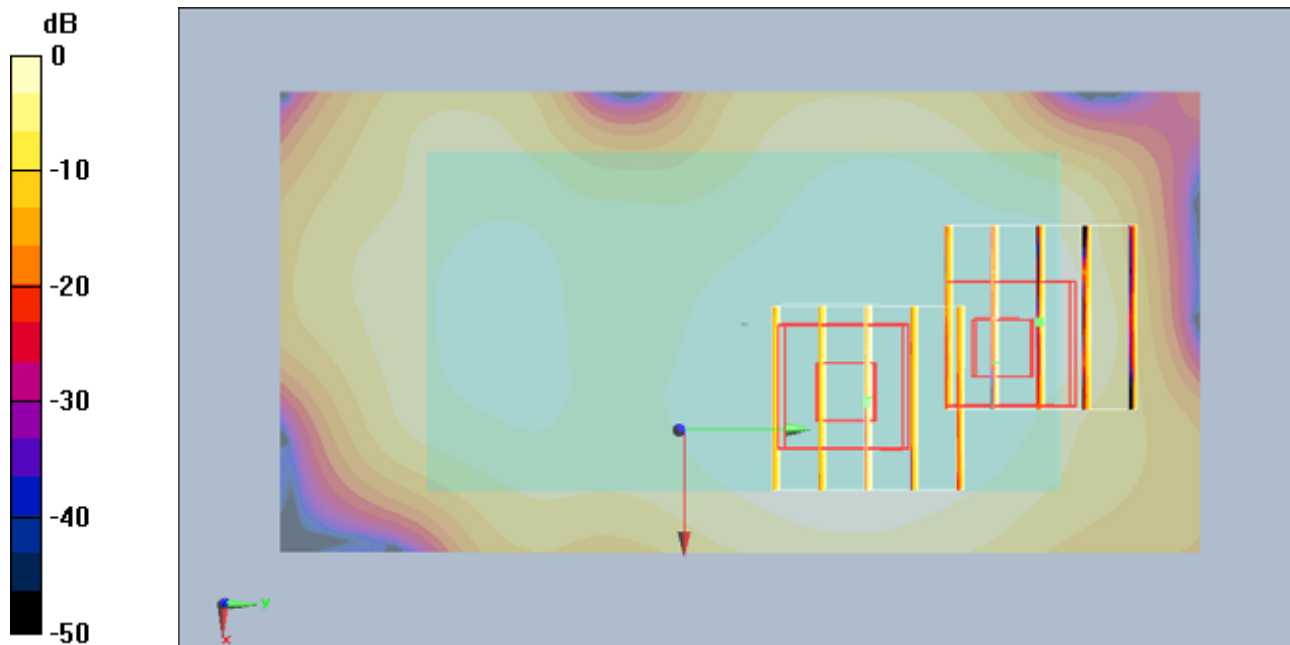
Ch11/Zoom Scan (5x5x7)/Cube 1: Measurement grid: dx=8mm, dy=8mm, dz=5mm

Reference Value = 5.27 V/m; Power Drift = -0.078 dB

Peak SAR (extrapolated) = 0.152 W/kg

SAR(1 g) = 0.069 mW/g; SAR(10 g) = 0.033 mW/g

Maximum value of SAR (measured) = 0.078 mW/g



0 dB = 0.078mW/g

#57 802.11b_Left Side_1cm_Ch11

DUT: 192933

Communication System: 802.11b ; Frequency: 2462 MHz;Duty Cycle: 1:1

Medium: MSL_2450_111122 Medium parameters used: $f = 2462$ MHz; $\sigma = 1.98$ mho/m; $\epsilon_r = 52.8$; $\rho = 1000$ kg/m³

Ambient Temperature : 22.7 °C ; Liquid Temperature : 21.7 °C

DASY5 Configuration:

- Probe: EX3DV4 - SN3792; ConvF(6.67, 6.67, 6.67); Calibrated: 2011/6/20
- Sensor-Surface: 4mm (Mechanical Surface Detection)
- Electronics: DAE4 Sn1279; Calibrated: 2011/6/17
- Phantom: SAM-Back; Type: QD 000 P40 C; Serial: TP-1383
- ; SEMCAD X Version 13.4 Build 125

Ch11/Area Scan (31x81x1): Measurement grid: dx=20mm, dy=20mm

Maximum value of SAR (interpolated) = 0.087 mW/g

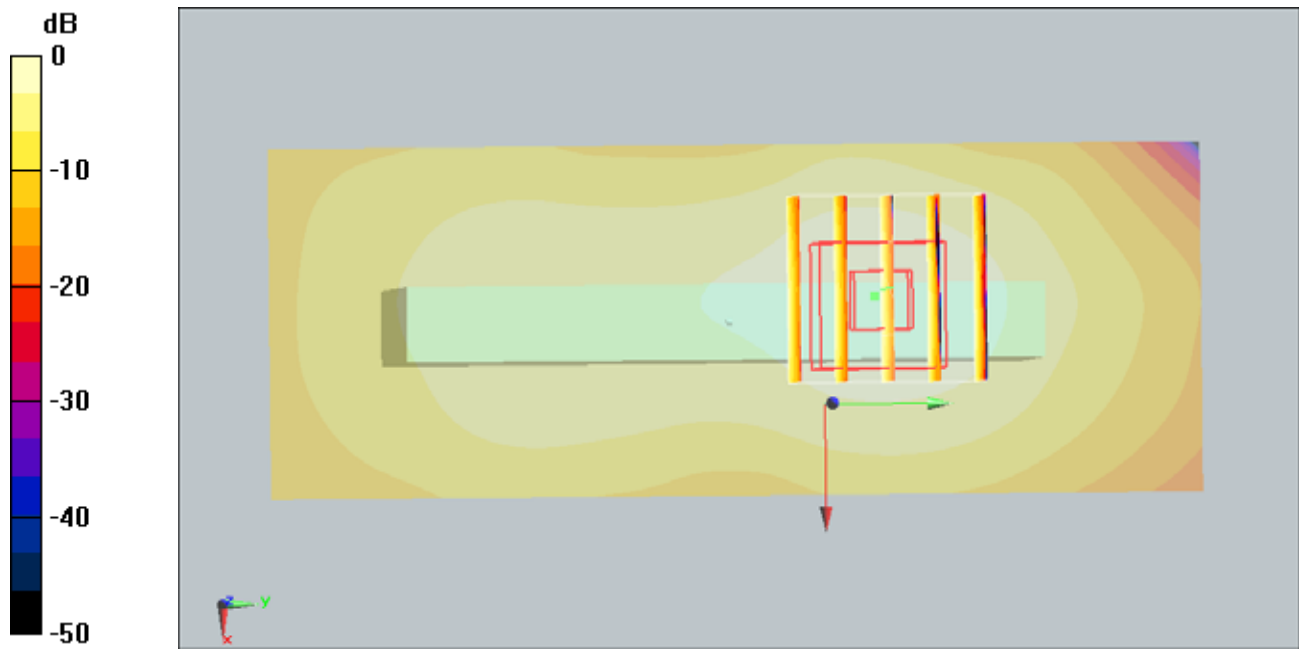
Ch11/Zoom Scan (5x5x7)/Cube 0: Measurement grid: dx=8mm, dy=8mm, dz=5mm

Reference Value = 5.07 V/m; Power Drift = -0.024 dB

Peak SAR (extrapolated) = 0.160 W/kg

SAR(1 g) = 0.083 mW/g; SAR(10 g) = 0.042 mW/g

Maximum value of SAR (measured) = 0.092 mW/g



0 dB = 0.092mW/g

#59 802.11b_Top Side_1cm_Ch11

DUT: 192933

Communication System: 802.11b ; Frequency: 2462 MHz;Duty Cycle: 1:1

Medium: MSL_2450_111122 Medium parameters used: $f = 2462$ MHz; $\sigma = 1.98$ mho/m; $\epsilon_r = 52.8$; $\rho = 1000$ kg/m³

Ambient Temperature : 22.7 °C ; Liquid Temperature : 21.7 °C

DASY5 Configuration:

- Probe: EX3DV4 - SN3792; ConvF(6.67, 6.67, 6.67); Calibrated: 2011/6/20
- Sensor-Surface: 4mm (Mechanical Surface Detection)
- Electronics: DAE4 Sn1279; Calibrated: 2011/6/17
- Phantom: SAM-Back; Type: QD 000 P40 C; Serial: TP-1383
- ; SEMCAD X Version 13.4 Build 125

Ch11/Area Scan (31x51x1): Measurement grid: dx=20mm, dy=20mm

Maximum value of SAR (interpolated) = 0.074 mW/g

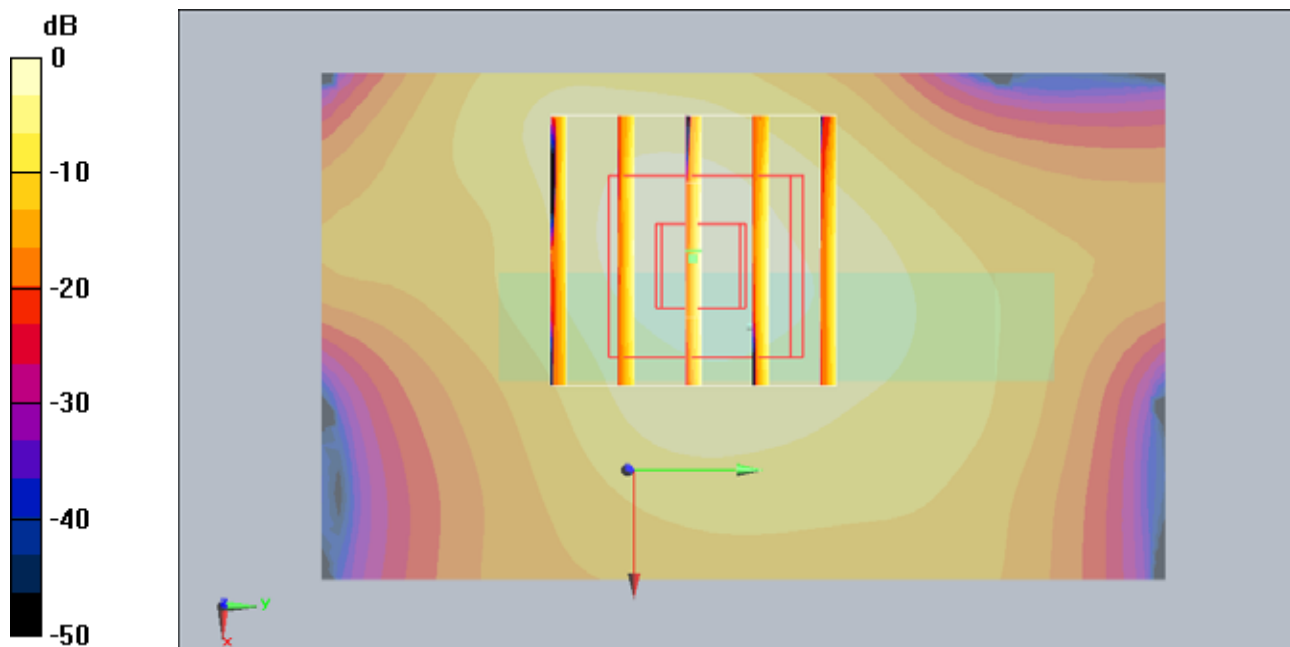
Ch11/Zoom Scan (5x5x7)/Cube 0: Measurement grid: dx=8mm, dy=8mm, dz=5mm

Reference Value = 5.43 V/m; Power Drift = 0.064 dB

Peak SAR (extrapolated) = 0.140 W/kg

SAR(1 g) = 0.068 mW/g; SAR(10 g) = 0.031 mW/g

Maximum value of SAR (measured) = 0.083 mW/g



0 dB = 0.083mW/g

#55 802.11b_Front_1cm_Ch11

DUT: 192933

Communication System: 802.11b ; Frequency: 2462 MHz;Duty Cycle: 1:1

Medium: MSL_2450_111122 Medium parameters used: $f = 2462$ MHz; $\sigma = 1.98$ mho/m; $\epsilon_r = 52.8$; $\rho = 1000$ kg/m³

Ambient Temperature : 22.7 °C ; Liquid Temperature : 21.7 °C

DASY5 Configuration:

- Probe: EX3DV4 - SN3792; ConvF(6.67, 6.67, 6.67); Calibrated: 2011/6/20
- Sensor-Surface: 4mm (Mechanical Surface Detection)
- Electronics: DAE4 Sn1279; Calibrated: 2011/6/17
- Phantom: SAM-Back; Type: QD 000 P40 C; Serial: TP-1383
- ; SEMCAD X Version 13.4 Build 125

Ch11/Area Scan (41x81x1): Measurement grid: dx=20mm, dy=20mm

Maximum value of SAR (interpolated) = 0.061 mW/g

Ch11/Zoom Scan (5x5x7)/Cube 0: Measurement grid: dx=8mm, dy=8mm, dz=5mm

Reference Value = 2.87 V/m; Power Drift = 0.103 dB

Peak SAR (extrapolated) = 0.090 W/kg

SAR(1 g) = 0.052 mW/g; SAR(10 g) = 0.029 mW/g

Maximum value of SAR (measured) = 0.059 mW/g

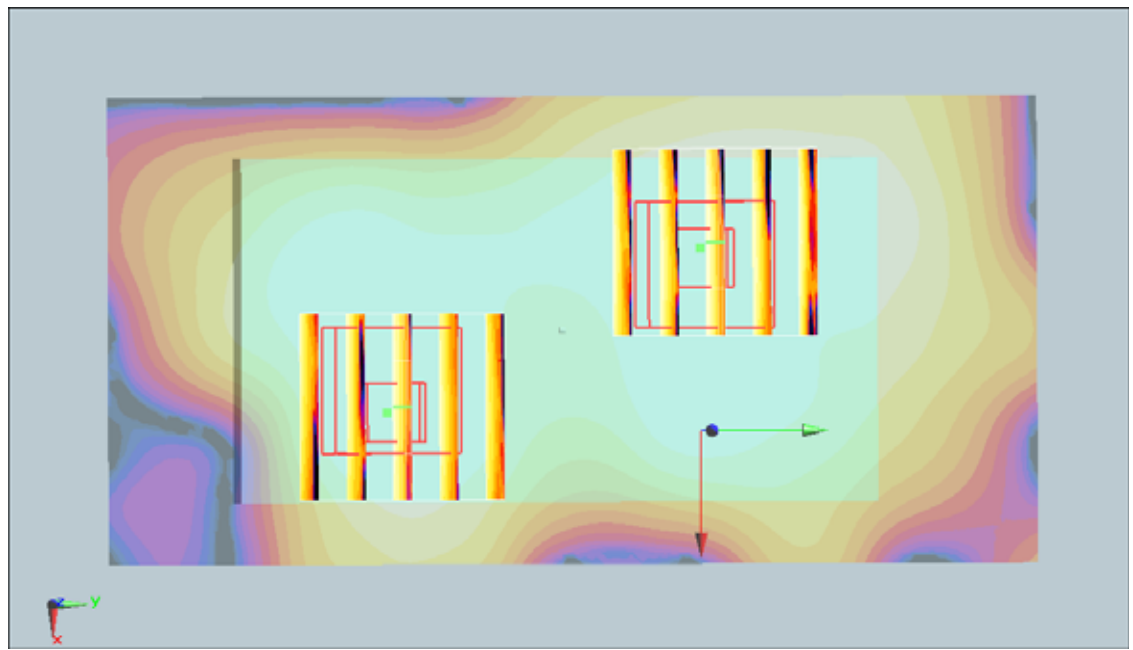
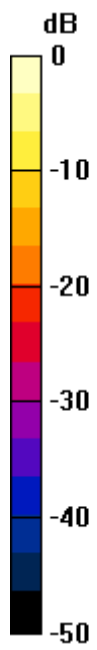
Ch11/Zoom Scan (5x5x7)/Cube 1: Measurement grid: dx=8mm, dy=8mm, dz=5mm

Reference Value = 2.87 V/m; Power Drift = 0.103 dB

Peak SAR (extrapolated) = 0.078 W/kg

SAR(1 g) = 0.042 mW/g; SAR(10 g) = 0.022 mW/g

Maximum value of SAR (measured) = 0.046 mW/g



0 dB = 0.046mW/g

#56 802.11b_Back_1cm_Ch11

DUT: 192933

Communication System: 802.11b ; Frequency: 2462 MHz;Duty Cycle: 1:1

Medium: MSL_2450_111122 Medium parameters used: $f = 2462$ MHz; $\sigma = 1.98$ mho/m; $\epsilon_r = 52.8$; $\rho = 1000$ kg/m³

Ambient Temperature : 22.7 °C ; Liquid Temperature : 21.7 °C

DASY5 Configuration:

- Probe: EX3DV4 - SN3792; ConvF(6.67, 6.67, 6.67); Calibrated: 2011/6/20
- Sensor-Surface: 4mm (Mechanical Surface Detection)
- Electronics: DAE4 Sn1279; Calibrated: 2011/6/17
- Phantom: SAM-Back; Type: QD 000 P40 C; Serial: TP-1383
- ; SEMCAD X Version 13.4 Build 125

Ch11/Area Scan (41x81x1): Measurement grid: dx=20mm, dy=20mm

Maximum value of SAR (interpolated) = 0.123 mW/g

Ch11/Zoom Scan (5x5x7)/Cube 0: Measurement grid: dx=8mm, dy=8mm, dz=5mm

Reference Value = 5.27 V/m; Power Drift = -0.078 dB

Peak SAR (extrapolated) = 0.172 W/kg

SAR(1 g) = 0.092 mW/g; SAR(10 g) = 0.050 mW/g

Maximum value of SAR (measured) = 0.100 mW/g

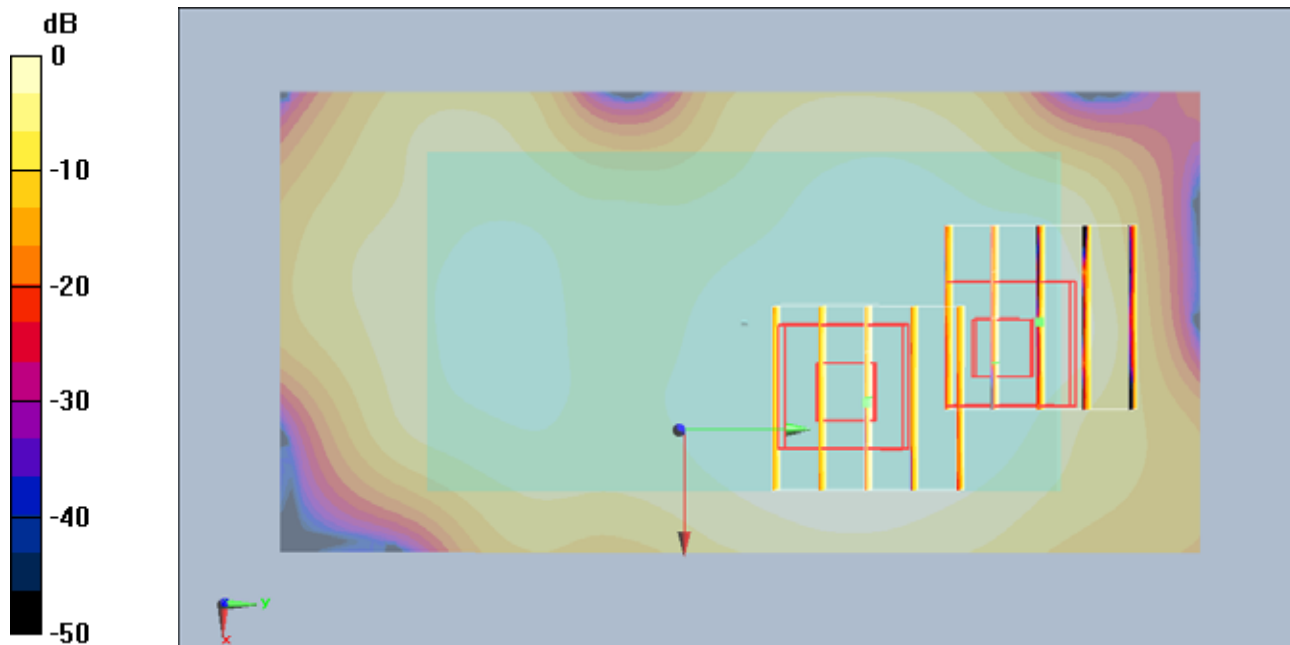
Ch11/Zoom Scan (5x5x7)/Cube 1: Measurement grid: dx=8mm, dy=8mm, dz=5mm

Reference Value = 5.27 V/m; Power Drift = -0.078 dB

Peak SAR (extrapolated) = 0.152 W/kg

SAR(1 g) = 0.069 mW/g; SAR(10 g) = 0.033 mW/g

Maximum value of SAR (measured) = 0.078 mW/g



0 dB = 0.078mW/g

#60 802.11b_Back_1cm_Ch11_Earphone

DUT: 192933

Communication System: 802.11b ; Frequency: 2462 MHz;Duty Cycle: 1:1

Medium: MSL_2450_111122 Medium parameters used: $f = 2462$ MHz; $\sigma = 1.98$ mho/m; $\epsilon_r = 52.8$; $\rho = 1000$ kg/m³

Ambient Temperature : 22.7 °C ; Liquid Temperature : 21.7 °C

DASY5 Configuration:

- Probe: EX3DV4 - SN3792; ConvF(6.67, 6.67, 6.67); Calibrated: 2011/6/20
- Sensor-Surface: 4mm (Mechanical Surface Detection)
- Electronics: DAE4 Sn1279; Calibrated: 2011/6/17
- Phantom: SAM-Back; Type: QD 000 P40 C; Serial: TP-1383
- ; SEMCAD X Version 13.4 Build 125

Ch11/Area Scan (41x81x1): Measurement grid: dx=20mm, dy=20mm

Maximum value of SAR (interpolated) = 0.092 mW/g

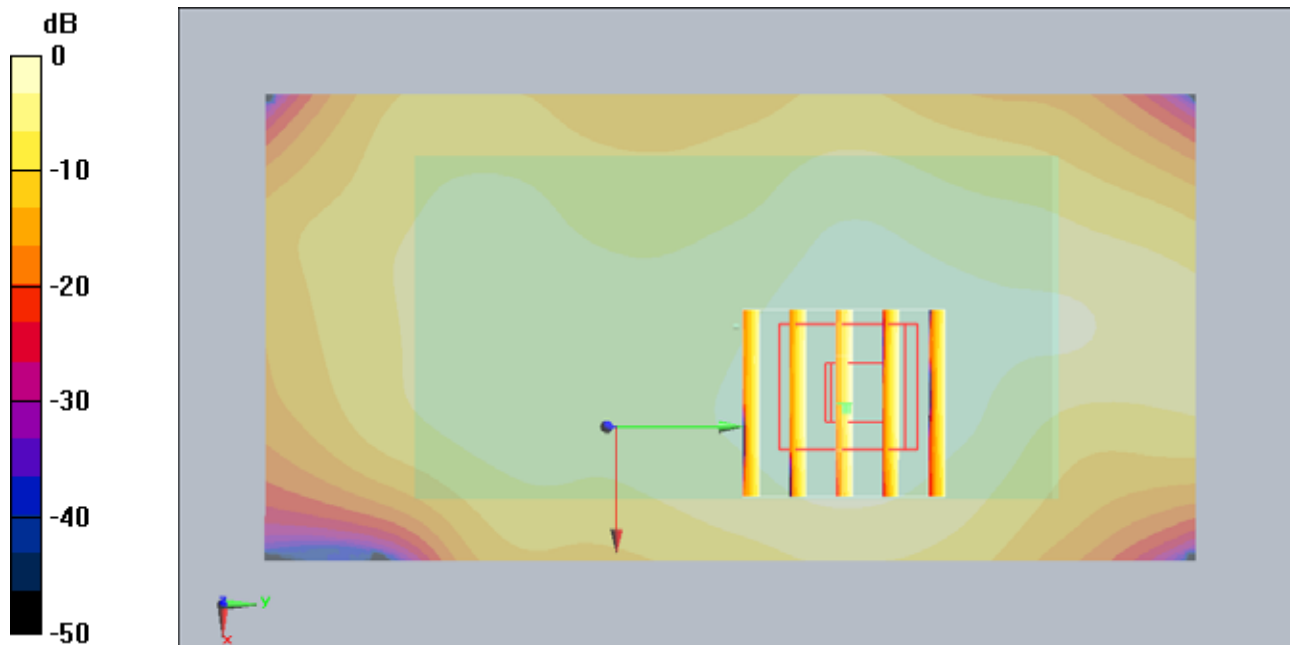
Ch11/Zoom Scan (5x5x7)/Cube 0: Measurement grid: dx=8mm, dy=8mm, dz=5mm

Reference Value = 4.37 V/m; Power Drift = 0.158 dB

Peak SAR (extrapolated) = 0.165 W/kg

SAR(1 g) = 0.088 mW/g; SAR(10 g) = 0.049 mW/g

Maximum value of SAR (measured) = 0.096 mW/g



0 dB = 0.096mW/g