



849 NW State Road 45
Newberry, Fl 32669 USA
Phone: 888.472.2424 or 352.472.5500
Fax: 352.472.2030
Email: info@timcoengr.com
Website: www.timcoengr.com

TEST REPORT

Applicant	MOTOROLA MOBILITY, INC.
Address	600 NORTH U.S. HWY 45 LIBERTYVILLE ILLINOIS 60048-5343 USA
FCC ID	IHDP56MH1
Model Number	H2011B51015A
Product Description	Powerline conducted data for PART 90S/24D (iDEN) - iDEN ODM PHONE
Date Sample Received	6/20/2011
Dates Tested	7/18/2011
Tested By	Joe Scoglio
Approved By	Mario R. de Aranzeta
Report Number	1364AT11TestReport ODM iDEN TX Part 15_Rev.doc
Test Results	<input checked="" type="checkbox"/> PASS <input type="checkbox"/> FAIL

**THE ATTACHED REPORT SHALL NOT BE REPRODUCED EXCEPT IN FULL
WITHOUT THE WRITTEN APPROVAL OF TIMCO ENGINEERING, INC.**



Testing Certificate # 0955-01



TABLE OF CONTENTS

GENERAL REMARKS	3
REPORT SUMMARY	4
TEST ENVIRONMENT	4
TEST SETUP SUMMARY	4
DUT SPECIFICATION	5
TEST EQUIPMENT LIST	6
TEST PROCEDURES	7
POWER LINE CONDUCTED INTERFERENCE	8

APPLICANT: MOTOROLA MOBILITY, INC.

FCC ID: IHDP56MH1

REPORT: Z:\M\MOTOROLA IL LL\1364AT11\1364AT11TestReport ODM iDEN TX Part 15_Rev.doc

GENERAL REMARKS

The attached report shall not be reproduced except in full without the written permission of Timco Engineering Inc.

The test results only relate to the item tested.

Summary

The device under test does:

- fulfill the general approval requirements as identified in this test report
- not fulfill the general approval requirements as identified in this test report

Attestations

This equipment has been tested in accordance with the standards identified in this test report. To the best of my knowledge and belief, these tests were performed using the measurement procedures described in this report.

All instrumentation and accessories used to test products for compliance to the indicated standards are calibrated regularly in accordance with ISO 17025: 2005 requirements.



Testing Certificate # 0955-01

I attest that the necessary measurements were made, under my supervision, at:

Timco Engineering Inc.
849 NW State Road 45
Newberry, Fl 32669



Authorized Signatory Name:

Mario de Aranzeta C.E.T.
Compliance Engineer/ Lab. Supervisor

Date: 7/18/2011

APPLICANT: MOTOROLA MOBILITY, INC.
FCC ID: IHDP56MH1
REPORT: Z:\M\MOTOROLA IL LL\1364AT11\1364AT11TestReport ODM iDEN TX Part 15_Rev.doc

REPORT SUMMARY

Applicable Rule(s)	Pt 15.207, ANSI C63.4: 2003
--------------------	-----------------------------

TEST ENVIRONMENT

Test Facility	Timco Engineering, Inc. 849 NW State Road 45 Newberry, FL 32669 USA.
Test Condition in the laboratory	Temperature: 26°C Relative humidity: 50%

TEST SETUP SUMMARY

Test Setup Diagram/ Description	The DUT was placed on the turntable per setup per ANSI C63.4: 2003. A test set up photo is provided for clarification.
Deviation from the standard/procedure	No deviation
Modification of DUT	No modification

DUT SPECIFICATION

DUT Description	Powerline conducted Testing for PART 90S/24D (iDEN) - i1Q/i1X
Model Number	H2011B51015A
FCC ID	IHDP56MH1
Serial Number	364VMLODDH
Hardware	P2-8
Software	DD6.00.12
DUT Power Source	<input type="checkbox"/> 110-120Vac/50- 60Hz
	<input type="checkbox"/> DC Power
	<input checked="" type="checkbox"/> Battery Operated
Test Item	<input type="checkbox"/> Prototype
	<input checked="" type="checkbox"/> Pre-Production
	<input type="checkbox"/> Production
Type of Equipment	<input type="checkbox"/> Fixed
	<input type="checkbox"/> Mobile
	<input checked="" type="checkbox"/> Portable
Laboratory Test Conditions	Temperature: 26°C Humidity: 55%
Modifications to DUT:	<input checked="" type="checkbox"/> No <input type="checkbox"/> Yes (explanation below)

APPLICANT: MOTOROLA MOBILITY, INC.
 FCC ID: IHDP56MH1
 REPORT: Z:\M\MOTOROLA IL LL\1364AT11\1364AT11TestReport ODM iDEN TX Part 15_Rev.doc

TEST EQUIPMENT LIST

Device	Manufacturer	Model	Serial Number	Cal/Char Date	Due Date
3-Meter Semi-Anechoic Chamber	Panashield	N/A	N/A	Listed 5/10/10	5/10/12
AC Voltmeter	HP	400FL	2213A14499	CAL 6/12/11	6/12/13
Antenna: Dipole Kit	Electro-Metrics	TDA-30/1-4	153	CHAR 8/10/09	8/10/11
Antenna: Passive Loop	EMC Test Systems	EMCO 6512	9706-1211	CAL. 8/1/09	8/2/11
Frequency Counter	HP	5385A	2730A03025	CAL 9/4/09	9/4/11
Hygro-Thermometer	Extech	445703	0602	CAL 6/15/11	6/15/13
Modulation Analyzer	HP	8901A	3435A06868	CAL 8/26/09	8/26/11
Digital Multimeter	Fluke	FLUKE-77	35053830	CAL 11/18/09	11/18/11
Analyzer Tan Tower Preamplifier	HP	8449B-H02	3008A00372	CAL 11/21/09	11/21/11
Analyzer Tan Tower Quasi-Peak Adapter	HP	85650A	3303A01690	CAL 11/22/09	11/22/11
Analyzer Tan Tower RF Preselector	HP	85685A	3221A01400	CAL 11/21/09	11/21/11
Analyzer Tan Tower Spectrum Analyzer	HP	8566B Opt 462	3138A07786 3144A20661	CAL 11/24/09	11/24/11
Temperature Chamber	Tenney Engineering	TTRC	11717-7	CHAR 4/25/10	4/25/12

APPLICANT: MOTOROLA MOBILITY, INC.

FCC ID: IHDP56MH1

REPORT: Z:\M\MOTOROLA IL LL\1364AT11\1364AT11TestReport ODM iDEN TX Part 15_Rev.doc



TEST PROCEDURES

Power line conducted Emission: The test procedure used was ANSI C63.4-2003. The spectrum was scanned from 0.15 to 30 MHz.

APPLICANT: MOTOROLA MOBILITY, INC.
FCC ID: IHDP56MH1
REPORT: Z:\M\MOTOROLA IL LL\1364AT11\1364AT11TestReport ODM iDEN TX Part 15_Rev.doc

POWER LINE CONDUCTED INTERFERENCE

Rules Part No.: Power line conducted data for radio in TX mode (Part 90 transmitter).

Requirements:

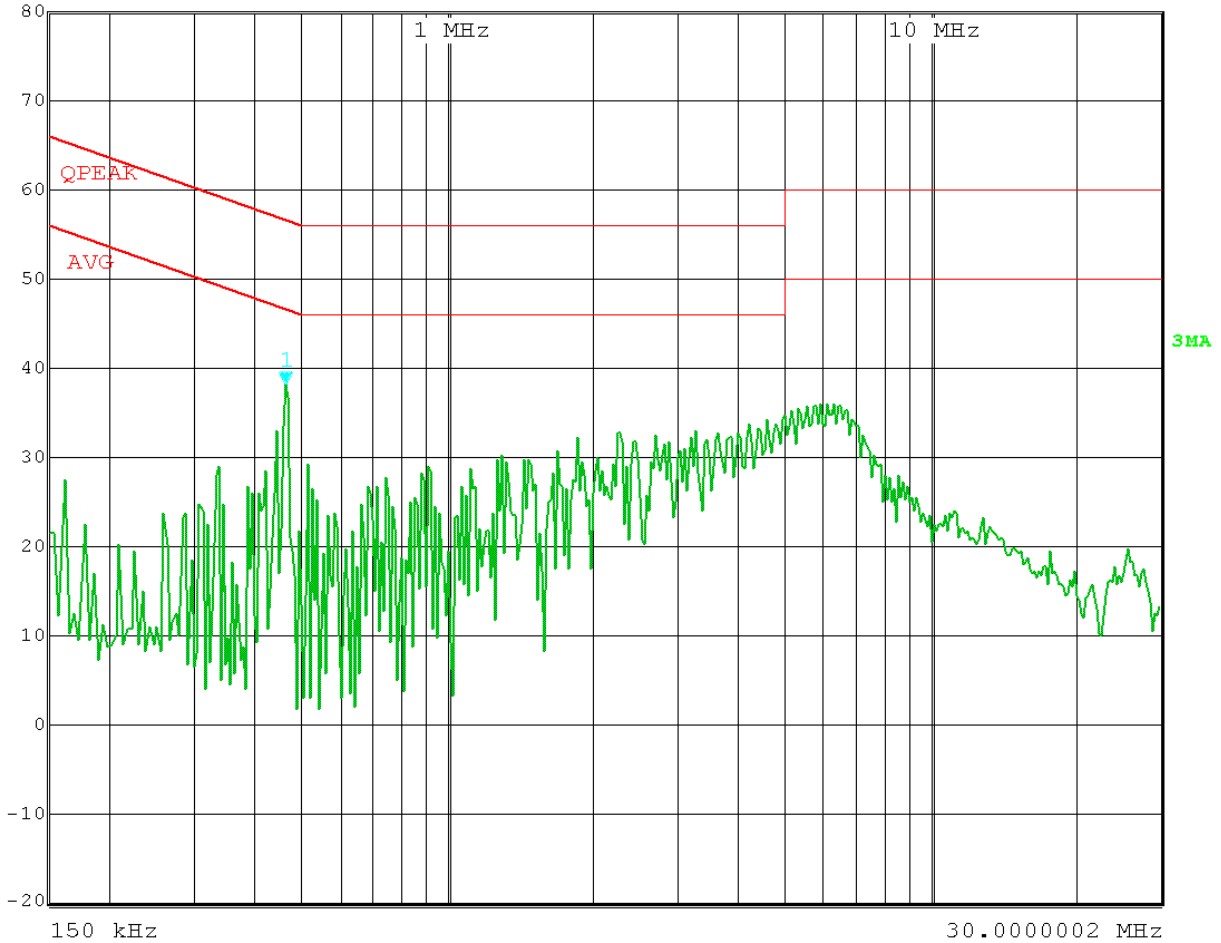
Frequency (MHz)	Quasi Peak Limits (dBµV)	Average Limits (dBµV)
0.15 – 0.5	66 – 56 *	56 – 46 *
0.5 – 5.0	56	46
5.0 – 30	60	50
* Decrease with logarithm of frequency		

Test Data: The following plots represent the emissions read for power line conducted. Both lines were observed.

POWERLINE CONDUCTED EMISSIONS – LINE 1

806 MHz

	Att 10 dB	Marker 1 [T3]	Det	QP Trd
	INPUT 2	462.0000000 kHz	ResBW 9 kHz	Meas T 100 ms Unit
				dBµV

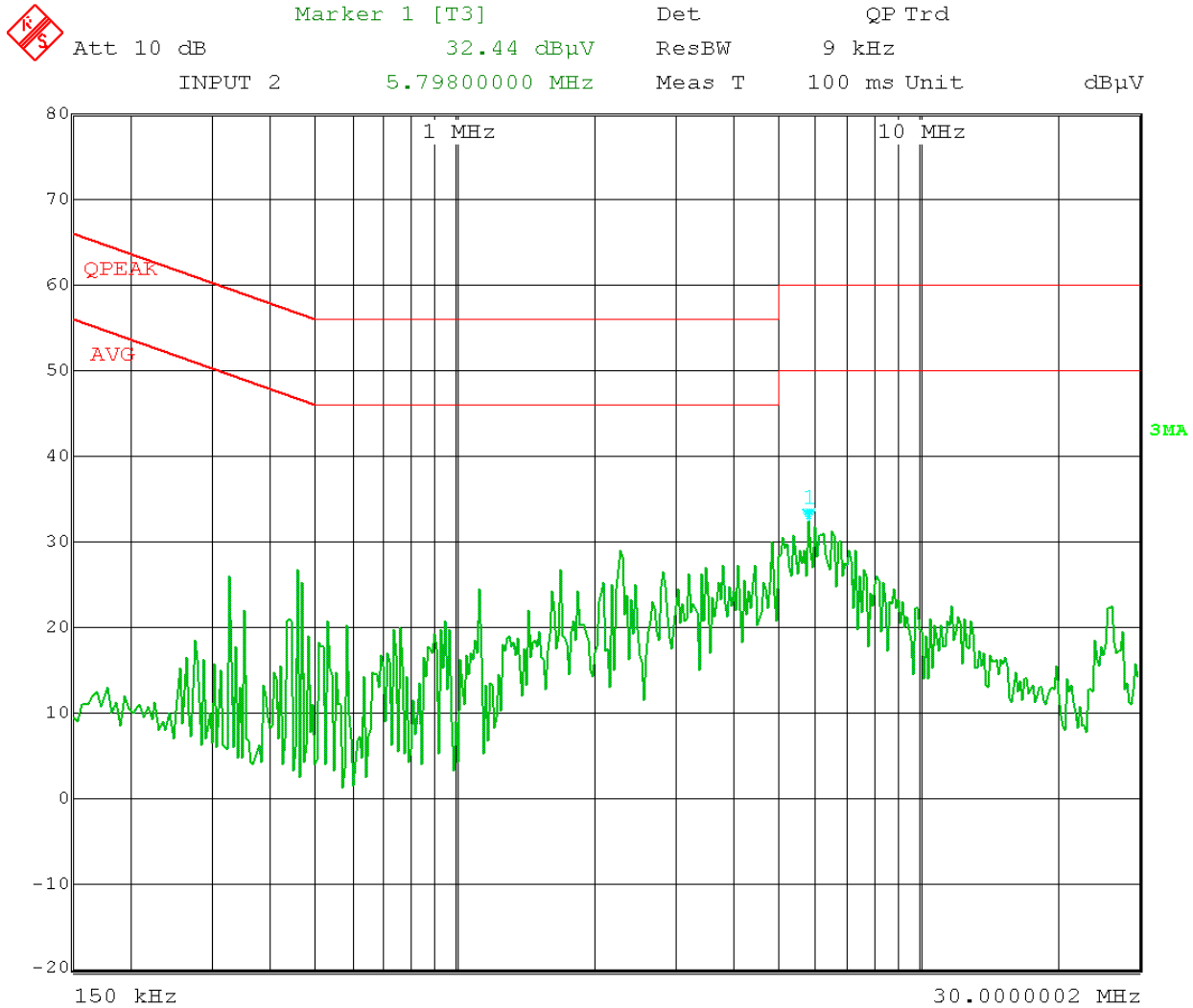


Date: 14.JUL.2011 15:53:47

APPLICANT: MOTOROLA MOBILITY, INC.
 FCC ID: IHDP56MH1
 REPORT: Z:\M\MOTOROLA IL LL\1364AT11\1364AT11TestReport ODM iDEN TX Part 15_Rev.doc

POWERLINE CONDUCTED EMISSIONS – LINE 2

806 MHz

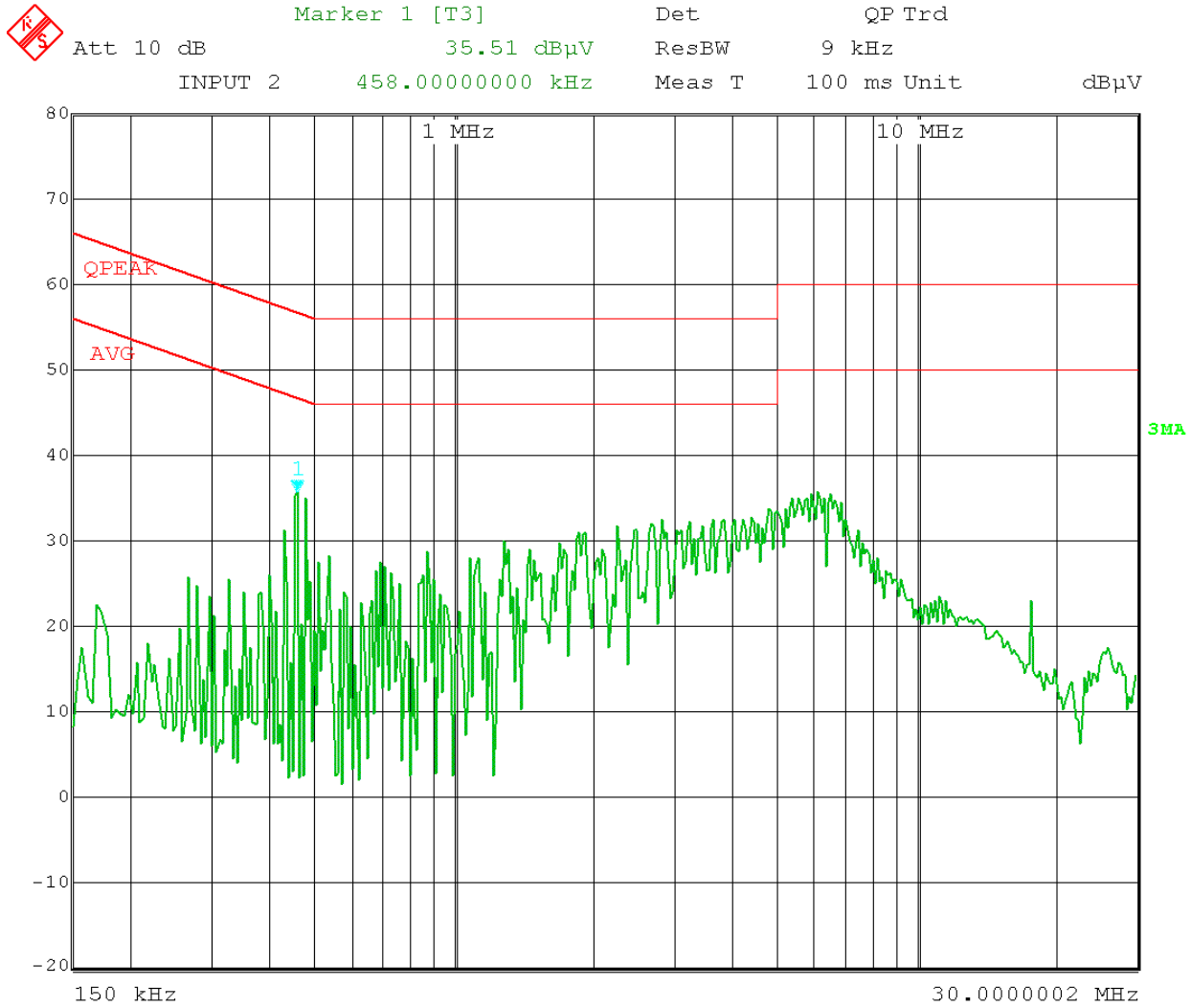


Date: 14.JUL.2011 15:49:18

APPLICANT: MOTOROLA MOBILITY, INC.
 FCC ID: IHDP56MH1
 REPORT: Z:\M\MOTOROLA IL LL\1364AT11\1364AT11TestReport ODM iDEN TX Part 15_Rev.doc

POWERLINE CONDUCTED EMISSIONS – LINE 1

896 MHz



Date: 14.JUL.2011 16:01:46

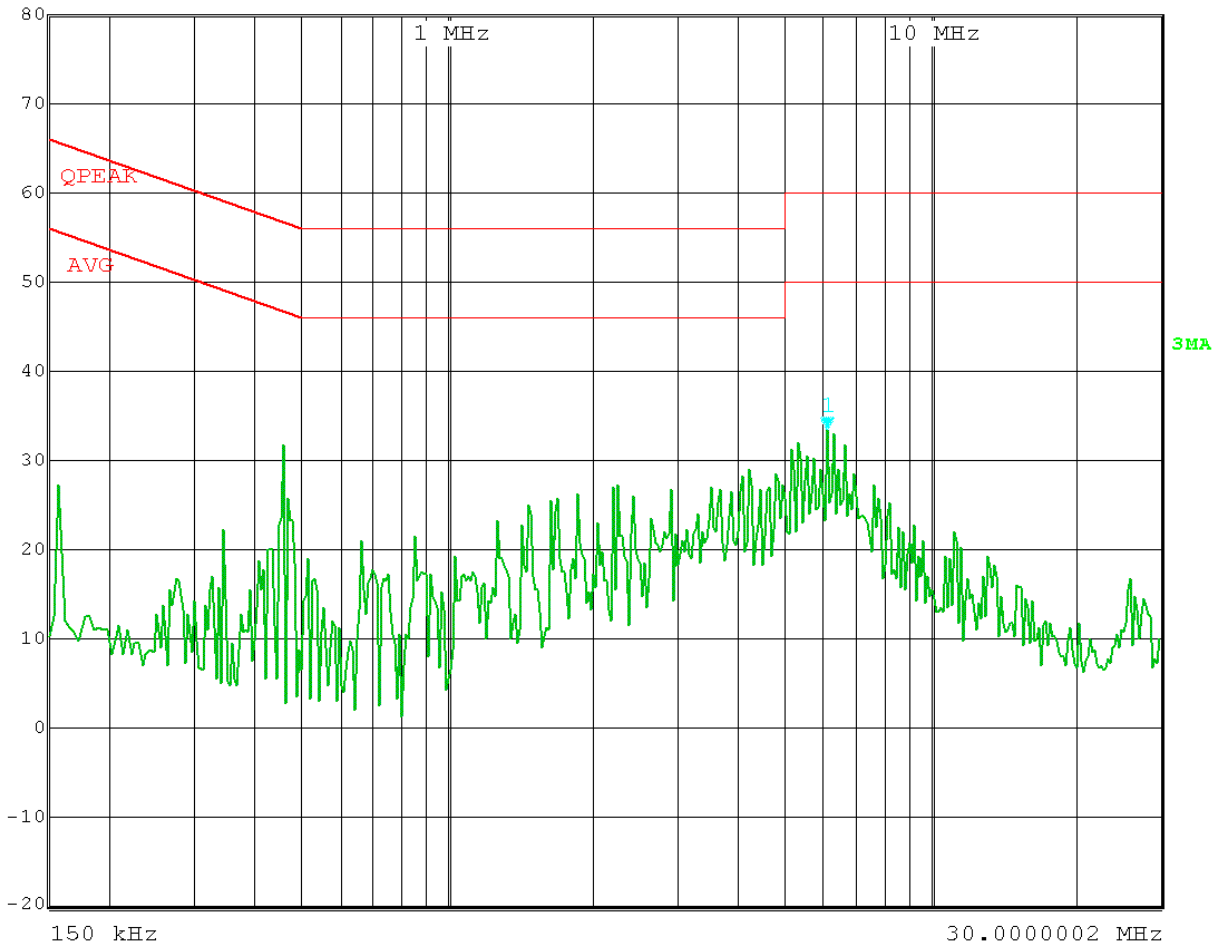
APPLICANT: MOTOROLA MOBILITY, INC.
 FCC ID: IHDP56MH1
 REPORT: Z:\M\MOTOROLA IL LL\1364AT11\1364AT11TestReport ODM iDEN TX Part 15_Rev.doc

POWERLINE CONDUCTED EMISSIONS – LINE 2

896 MHz



Att 10 dB Marker 1 [T3] Det QP Trd
33.33 dBµV ResBW 9 kHz
INPUT 2 6.10200000 MHz Meas T 100 ms Unit dBµV



Date: 14.JUL.2011 16:04:43

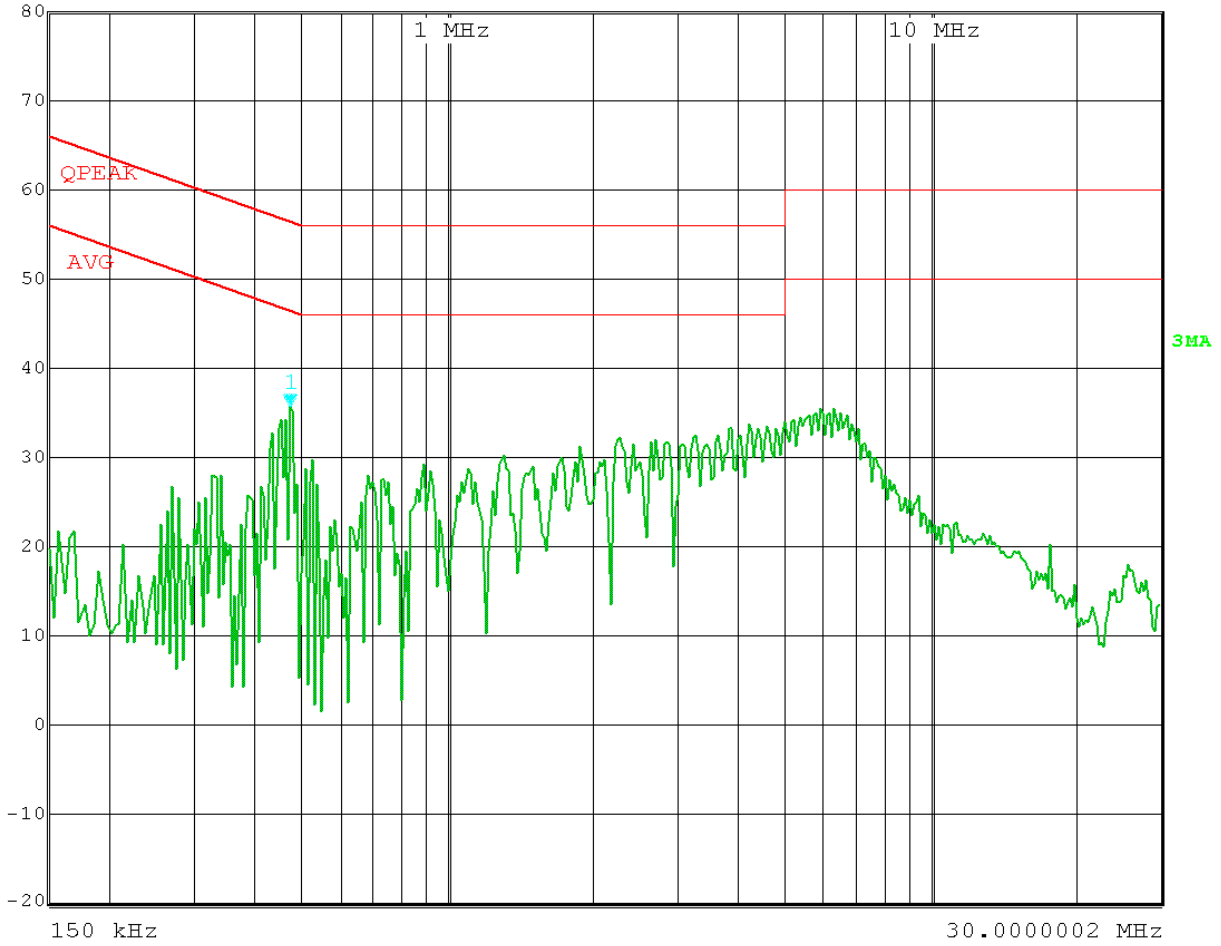
APPLICANT: MOTOROLA MOBILITY, INC.
FCC ID: IHDP56MH1
REPORT: Z:\M\MOTOROLA IL LL\1364AT11\1364AT11TestReport ODM iDEN TX Part 15_Rev.doc

POWERLINE CONDUCTED EMISSIONS - LINE 1

901 MHz



Att 10 dB Marker 1 [T3] Det QP Trd
INPUT 2 35.64 dBµV ResBW 9 kHz
470.0000000 kHz Meas T 100 ms Unit dBµV

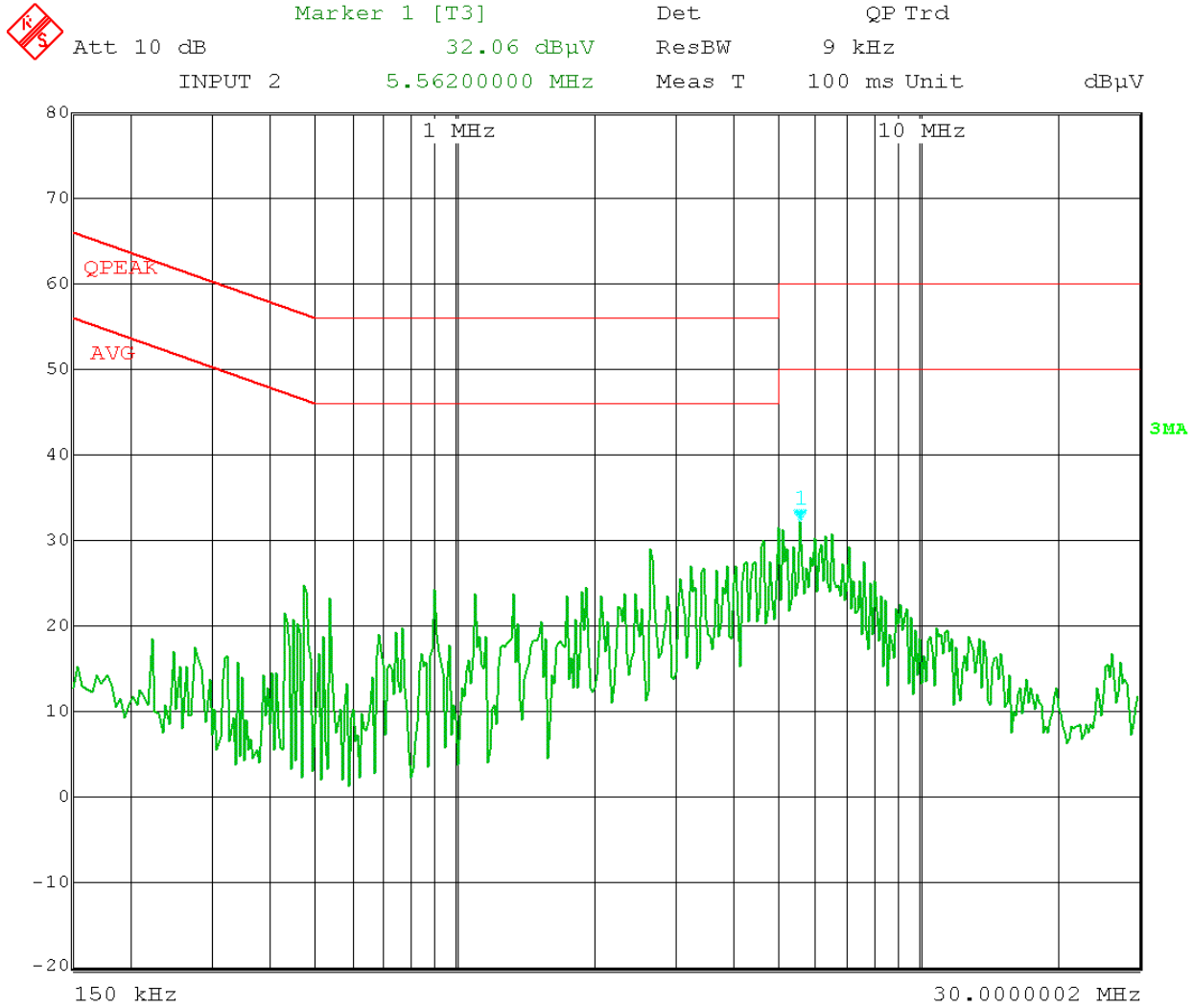


Date: 14.JUL.2011 16:12:38

APPLICANT: MOTOROLA MOBILITY, INC.
FCC ID: IHDP56MH1
REPORT: Z:\M\MOTOROLA IL LL\1364AT11\1364AT11TestReport ODM iDEN TX Part 15_Rev.doc

POWERLINE CONDUCTED EMISSIONS – LINE 2

901 MHz



Date: 14.JUL.2011 16:13:59

APPLICANT: MOTOROLA MOBILITY, INC.
FCC ID: IHDP56MH1
REPORT: Z:\M\MOTOROLA IL LL\1364AT11\1364AT11TestReport ODM iDEN TX Part 15_Rev.doc