



## **Portable Cellular DUT SAR Test Report**

### **Photographs of the Device Under Test**



Figure 1: DUT Front Surface



Figure 2: DUT Back Surface

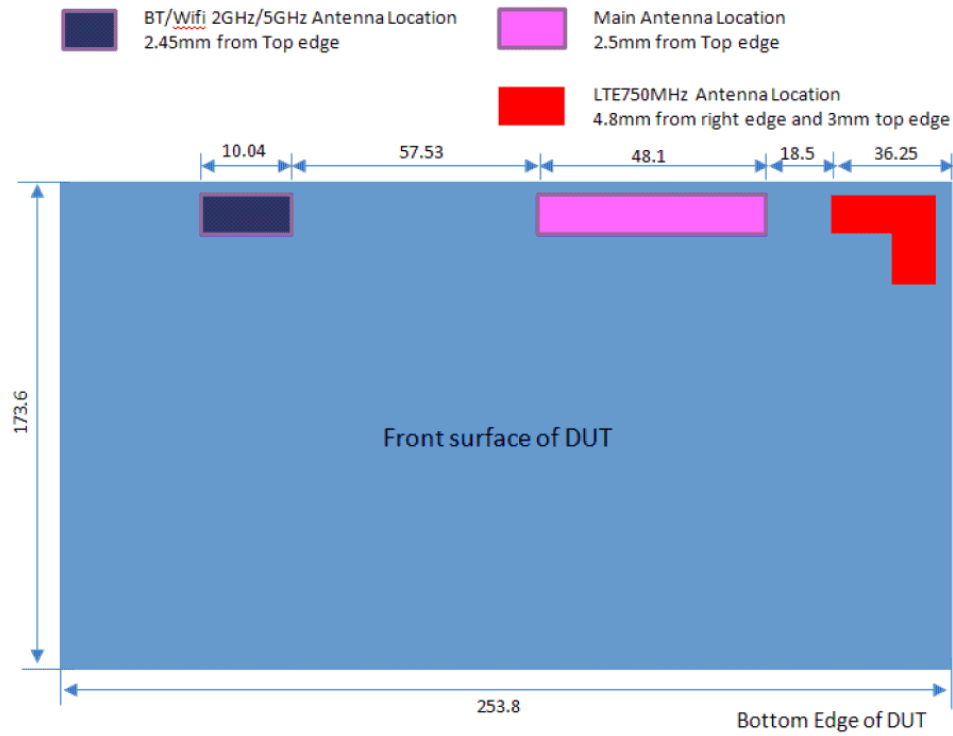


Figure 3: Device Dimensions and Antenna Separation Distances




Figure 4: Back Surface of DUT toward Phantom, 0 mm Separation




Figure 5: Top Edge of DUT toward Phantom, 0 mm Separation



Figure 6: Right Edge of DUT toward Phantom, 0 mm Separation