



Pictures of Test Setup for HAC Testing IHDP56ME4



Figure 1. Phone Front and Back




Figure 2. Phone Front - Orientation and Measurement Plane for RF Emissions Testing




Figure 3. Positioning and Measurement for RF Emissions




Figure 4. Positioning and Measurement for ABM (Telecoil) Emissions

✦ Axial at (4.4, -4.4) ✦ Radial 1 at (-4.0, -2.8) ✦ Radial 2 at (4.0, -10.8)



Figure 5. Location of point measurements for ABM (Telecoil) Emissions