



Pictures of Test Setup for HAC Testing IHDP56ME1



Figure 1. Phone Front and Back




Figure 2. Phone Front - Orientation and Measurement Plane for RF Emissions Testing




Figure 3. Positioning and Measurement for RF Emissions




Figure 4. Positioning and Measurement for ABM (Telecoil) Emissions



Figure 5. Location of point measurements for ABM (Telecoil) Emissions