





## 17. TEST PHOTOGRAPHS

See following Attached Pages for setup photographs.



<b>FCC ID:</b> IHDP56MD3		<b>HAC (RF EMISSIONS) TEST REPORT</b>		<b>Reviewed by:</b> Quality Manager
<b>HAC Filename:</b> 0Y1106201037.IHD	<b>Test Dates:</b> 6/23/2011 - 6/29/2011	<b>EUT Type:</b> Cellular/PCS CDMA/EVDO Phone with BT, WLAN and WiMAX		Page 88 of 90

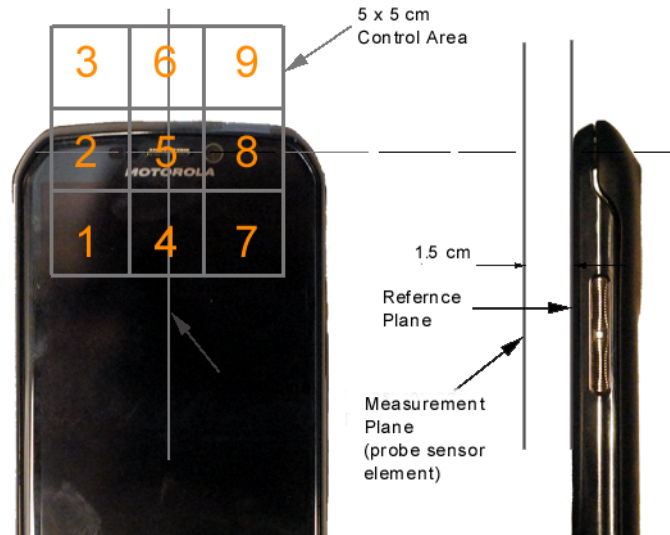


**Figure 17-1**  
**Ear Reference Point HAC Phantom Alignment**

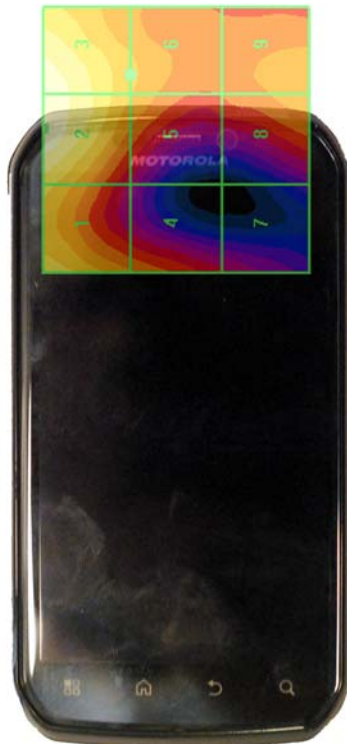


**Figure 17-2**  
**HAC Phantom Plane Alignment**

FCC ID: IHDP56MD3		HAC (RF EMISSIONS) TEST REPORT	 Reviewed by: Quality Manager
HAC Filename: 0Y1106201037.IHD	Test Dates: 6/23/2011 - 6/29/2011	EUT Type: Cellular/PCS CDMA/EVDO Phone with BT, WLAN and WiMAX	Page 89 of 90





**Figure 17-3**  
5x5 Scan grid above WD



**Figure 17-4**  
E-Field WD Scan overlay



**Figure 17-5**  
H-Field WD Scan overlay

FCC ID: IHDP56MD3	 PCTEST ENGINEERING LABORATORY, INC.	HAC (RF EMISSIONS) TEST REPORT	 MOTOROLA	Reviewed by: Quality Manager
HAC Filename: 0Y1106201037.IHD	Test Dates: 6/23/2011 - 6/29/2011	EUT Type: Cellular/PCS CDMA/EVDO Phone with BT, WLAN and WiMAX		Page 90 of 90