



Pictures of Test Setup for HAC Testing IHDP56MB4



Figure 1. Phone Closed



Figure 2. Phone Back




Figure 3. Phone Open - Orientation and Measurement Plane for RF Emissions Testing




Figure 4. Positioning and Measurement for RF Emissions




Figure 7. Positioning and Measurement for T-coil