



Portable Cellular Phone SAR Test Report

Photographs of the Device Under Test



Figure 1: Phone Back



Figure 2: Phone Front

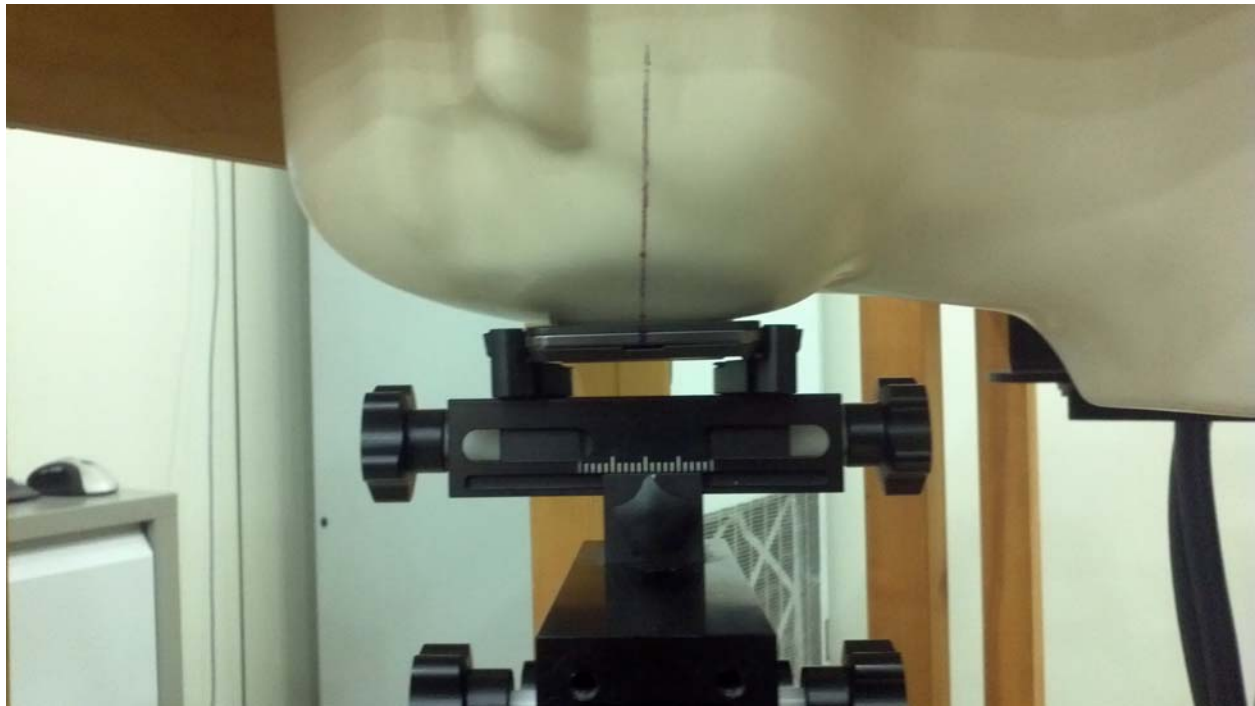


Figure 3: Cheek Position, Front of Head of Phantom



Figure 4: Cheek Position, Top of Head of Phantom



Figure 5: Tilt Position, Front of Head of Phantom




Figure 6: Tilt Position, Top of Head of Phantom



Figure 7: Body Position




Figure 8: 10mm Separation from Top Edge Position



Figure 9: 10mm Separation from Left Edge Position