



Portable Cellular Phone SAR Test Report

Photographs of the device under test



Figure 1: Phone Front



Figure 2: Phone Back



Figure 3: Phone Open



Figure 4: Cheek Position – Slide Closed




Figure 5: Cheek Position – Slide Open



Figure 6: Tilt Position – Slide Closed



Figure 7: Tilt Position – Slide Open




Figure 8: Body Position – Slide Closed

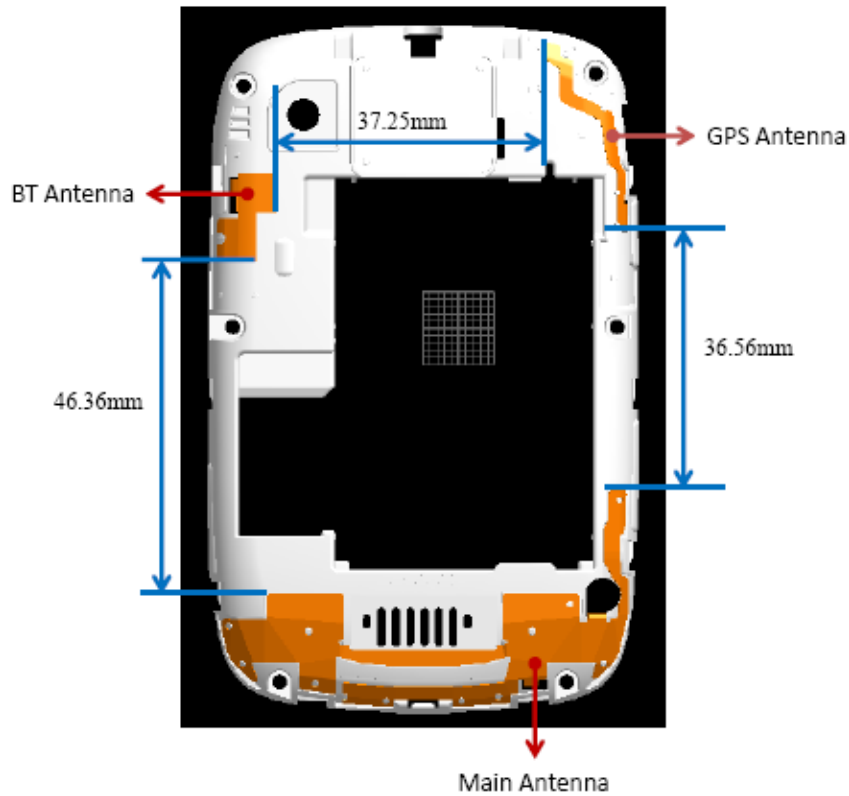


Figure 9: Antenna Separation Distance