



Pictures of Test Setup for HAC Testing IHDP56LK1



Figure 1. Phone Front / Phone Back



Figure 2. Positioning and Measurement for RF Emissions

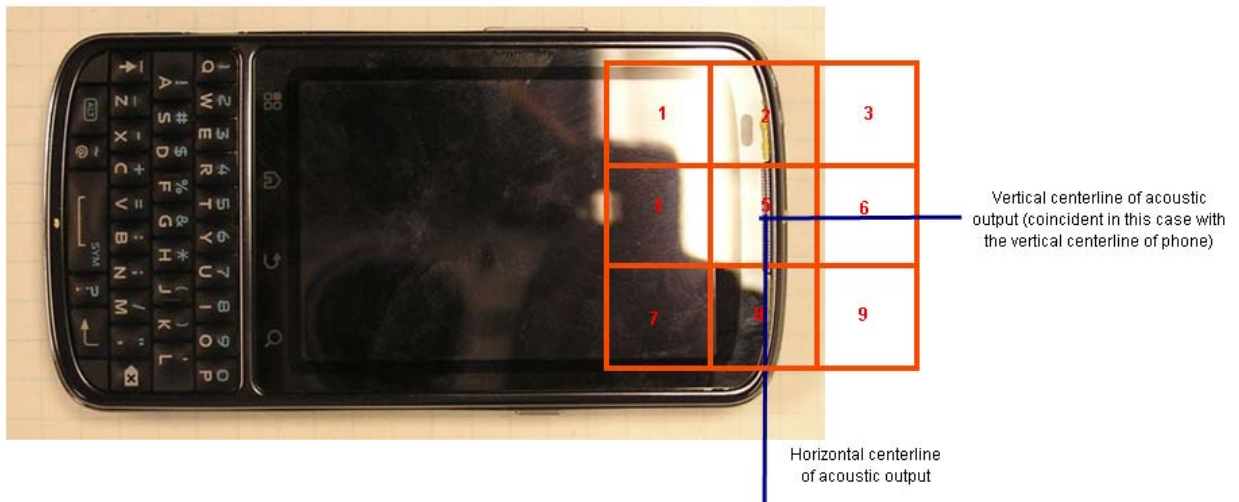


Figure 3. Phone Open - Orientation and Measurement Plane for RF Emissions Testing




Figure 4. Positioning and Measurement for T-coil



Figure 5. Coordinate Axis for T-coil Measurements




Figure 6. Location of Measured Points for T-coil measurements